

Topological Control of Extreme Waves

Giulia Marcucci,^{1,2,*} Davide Pierangeli,^{1,2} Aharon J. Agranat,³
Ray-Kuang Lee,⁴ Eugenio DelRe,^{1,2} and Claudio Conti^{1,2}

¹*Department of Physics, University Sapienza, Piazzale Aldo Moro 5, 00185 Rome, Italy*

²*Institute for Complex Systems, Via dei Taurini 19, 00185 Rome, Italy*

³*Applied Physics Department, Hebrew University of Jerusalem, 91904 Israel*

⁴*Institute of Photonics Technologies, National Tsing Hua University, Hsinchu 300, Taiwan*

(Dated: December 12, 2019)

From optics to hydrodynamics, shock and rogue waves are widespread. Although they appear as distinct phenomena, transitions between extreme waves are allowed. However, these have never been experimentally observed because control strategies still miss. We introduce the new concept of topological control, based on the one-to-one correspondence between the number of wave packet oscillating phases and the genus of toroidal surfaces associated with the nonlinear Schrödinger equation solutions by Riemann theta functions. We prove it experimentally by reporting observations of supervised transitions between waves with different genera. We consider the box problem in a focusing photorefractive medium. We tailor the time-dependent nonlinearity and dispersion, to explore each region in the state diagram of the nonlinear wave propagation. Our result is the first realization of the topological control of nonlinear waves. This new technique casts light on shock and rogue waves generation and can be extended to other nonlinear phenomena.

INTRODUCTION

In 1967 Gardner, Greene, Kruskal, and Miura developed a mathematical method - the inverse scattering transform (IST) [1] - disclosing the inner features of nonlinear waves in hydrodynamics, plasma physics, nonlinear optics and many other physical systems [2–4]. According to IST, one also predicts the periodical regeneration of the initial status, as in the Fermi-Pasta-Ulam-Tsingou recurrence [5, 6].

The nonlinear Schrödinger equation (NLSE) [7] is a cornerstone of IST for detailing dispersive phenomena, as dispersive shock waves (DSWs) [8–10], rogue waves (RWs) [11–14] and shape invariant solitons [15–17]. DSWs regularize catastrophic discontinuities by mean of rapidly oscillations [18–22]. RWs are giant disturbances appearing and disappearing abruptly in a nearly constant background [23–34]. Solitons are particle-like dispersion-free wave packets that can form complex interacting assemblies, ranging from crystals to gases [15, 16, 33, 35–37].

DSWs, RWs, and soliton gases (SGs) are related phenomena, and all appear in paradigmatic nonlinear evolutions, as the box problem for the focusing NLSE [38–43]. However, for the box problem in the small-dispersion NLSE, IST becomes unfeasible. In this extreme regime, the problem can be tackled by the so-called finite-gap theory [40, 44]. It turns out that extreme waves are described in terms of one single mathematical entity, the Riemann theta function, and classified by a topological index, the genus g (see Fig. 1). In nonlinear wave theory, g represents the number of oscillating phases, and evolves during light propagation: “single phase” DSWs have $g = 1$, RWs have $g \sim 2$ and SGs have $g \gg 2$. This creates a fascinating connection between extreme

waves and topology. Indeed, the same genus g allows a topological classification of surfaces, to distinguish, for examples, a torus and sphere (Fig. 1). The question lies open if this elegant mathematical classification of extreme waves can inspire new applications. Can it modify the basic paradigm by which the asymptotic evolution of a wave is encoded in its initial shape, opening the way to controlling extreme waves, from lasers to earthquakes?

Here, inspired by the topological classification, we propose and demonstrate the use of topological indices to control the generation of extreme waves with varying genera g [41]. We consider the NLSE box problem where, according to recent theoretical results [40], light experiences various dynamic phases during propagation, distinguished by diverse genera. In particular, for high values of a nonlinearly-scaled propagation distance ζ , one has $g \sim \zeta$. By continuously varying ζ , we can change g and explore all the possible dynamic phases (see Fig. 1, where ζ is given in terms of the observation time t , detailed below). We experimentally test this approach in photorefractive materials, giving evidence of an unprecedented control of nonlinear waves, which allows the first observation of the transition from focusing DSWs to RWs.

RESULTS

Time-dependent Spatial Box Problem

We consider the NLSE

$$i\epsilon\partial_\zeta\psi + \frac{\epsilon^2}{2}\partial_\xi^2\psi + |\psi|^2\psi = 0, \quad (1)$$

where $\psi = \psi(\xi, \zeta)$ is the normalized complex field envelope, ζ is the propagation coordinate, ξ is the transverse

coordinate and $\epsilon > 0$ is the dispersion parameter. We take a rectangular barrier as initial condition

$$\psi(\xi, 0) = \begin{cases} q & \text{for } |\xi| < l \\ 0 & \text{elsewhere} \end{cases}, \quad (2)$$

that is, a box of finite height $q > 0$, length $2l > 0$ and genus $g = 0$. In our work, we fix $q = l = 1$. Eq. (1) with (2) is known as the NLSE box problem, or the dam break problem, which exhibits some of the most interesting dynamic phases in nonlinear wave propagation [40, 45]. The initial evolution presents the formation of two wave trains counterpropagating that regularize the box discontinuities. These wave trains are single-phase DSWs ($g = 1$). Their two wavefronts superimpose in the central part of the box (see Fig. 1a) - occurring at $\zeta = \zeta_0 := \frac{l}{2\sqrt{2}q}$ - and generate a breather lattice of genus $g = 2$, a two-phase quasi-periodic wave resembling an ensemble of Akhmediev breathers (ABs) [13, 28]. Since both ξ - and ζ -period increase with ζ , the oscillations at $\xi \simeq 0$ become locally approximated by Peregrine solitons (PSs) [13, 46–48]. At long propagation distance $\zeta \gg \zeta_0$, the wave train becomes multi-phase and generates a SG with $g \sim \zeta$.

In Figure 1a, we report the wave dynamics in physical units, as we make specific reference to our experimental realization of the NLSE box problem for spatial optical propagation in photorefractive media (PR). In these materials, the optical nonlinearity is due to the time-dependent accumulation of free carriers that induces a time-varying low-frequency electric field. Through the electro-optical effect, the charge accumulation results into a time-varying nonlinearity. The corresponding time-profile can be controlled by an external applied voltage and the intensity level [49–51]. These features enable to experimentally implement our topological control technique. In PR, Eq. (1) describes an optical beam with complex amplitude $A(z, x, t)$ and intensity $I = |A|^2$ through the transformation (see Methods)

$$\zeta = \frac{z}{\epsilon z_D}, \quad \xi = \frac{2x}{W_0}, \quad \psi = \frac{A}{\sqrt{I_0}}, \quad (3)$$

with W_0 the initial beam waist along x -direction, $z_D = \frac{\pi n_0 W_0^2}{2\lambda}$ the diffraction length, $n = n_0 + \frac{2\delta n_0 I}{I_S} f(t)$ the refractive index, $\delta n_0 > 0$ the nonlinear coefficient, I_S the saturation intensity, I_0 the initial intensity. For PR

$$\epsilon = \frac{\lambda}{\pi W_0} \sqrt{\frac{I_S}{2n_0 \delta n_0 I_0 f(t)}}, \quad (4)$$

namely, the dispersion is modulated by the time-dependent crystal response function $f(t) = 1 - \exp(-t/\tau)$, with the saturation time τ fixed by the input power and the applied voltage [5].

Genus Control

For a given propagation distance L (the length of the photorefractive crystal), the genus of the final state is determined by the detection time t , which determines ϵ , $\zeta = \frac{L}{\epsilon z_D}$, and g , correspondingly. The genus time-dependence is sketched in Fig. 1a. The output wave profile depends on its genus content, which varies with t .

Following the theoretical approach in [40], the two separatrix equations divide the evolution diagram in Fig. 1a in three different areas: the flat box plateau with genus $g = 0$, the lateral counterpropagating DSWs with genus $g = 1$, and the RWs after the DSW-collision point (corresponding to the separatrices intersection) with genus $g = 2$. The two separatrices (dashed lines in Fig. 1a) have equations

$$x = x_0 \pm \frac{W_0}{2t_0}(t - t_0) = x_0 \pm v(t - t_0), \quad (5)$$

with (t_0, x_0) the DSW-collision point, with $t_0 \simeq \frac{\tau I_S n_0 W_0^2}{64 I_0 \delta n_0 L^2}$ and x_0 given by the central position of the box. It turns out that the shock velocity is

$$v = \frac{W_0}{2t_0} = \frac{32\delta n_0 L^2}{I_S n_0 W_0^2 U_0 \tau} P, \quad (6)$$

proportional to the input power, as experimentally demonstrated and detailed below.

Eqs. (5) express the genus time-dependence for its first three values $g = 0, 1, 2$. It allows designing the wave-shape, before the experiment, by associating a specific combination of the topological indices, and to predict the detection time corresponding to the target topology. In other words, by properly choosing the experimental conditions, we can manage to predict the occurrence of a given extreme wave by using the expected genus g . According to Eq. (4), we use time t and initial waist W_0 to vary ϵ . The accessible states are outlined in the phase diagram in Fig. 1b, in terms of ϵ and W_0 . Choosing $W_0 = 100\mu\text{m}$ as in Fig. 1a, by varying t one switches from DSWs to RWs, and then to SGs.

Supervised Transition from Shock to Rogue Waves

The case $W_0 = 140\mu\text{m}$ is illustrated in Fig. 2a by numerical simulations. The two focusing DSWs and the SG are visible at the beginning and at the end of temporal evolution, respectively (see phase-diagram in Fig. 1b). As soon as an initial super-Gaussian wave (Fig. 2b, see Methods) starts to propagate, two DSWs appear on the beam borders (Fig. 2c) and propagate towards the beam central part (Fig. 2d). Experimental proof of the genuine nonlinear nature of the beam evolution at this regime, not due to modulation instability arising from noise in the

central part of the box, is shown in Supplementary Information (Suppl. Fig. 1). When the DSWs superimpose, ABs are generated (Fig. 2e). From the analytical NLSE solutions for the focusing dam break problem [40], we see that ABs have ξ -period increasing with ζ . Moreover, one finds that $\partial_t \zeta > 0$, therefore the period in the x -direction must increase with time, and central peaks appear upon evolution. These peaks are well approximated by PSs, for large t , as confirmed by Figs. 2f,g.

The occurrence of RWs in the large box regime is proved also by statistical analysis, illustrated in Supplementary Information (Suppl. Figs. 2h,i).

Figure 3 shows the experimental observation of the controlled dynamics simulated in Fig. 2. Figure 3a sketches the experimental setup, detailed in Methods. A quasi-one-dimensional box-shaped beam propagates in a photorefractive crystal, and the optical intensity distribution is detected at different times. The observations of shock velocities and beam propagation for $W_0 = 140\mu\text{m}$ are reported in Figs. 3b,c, respectively. In Fig. 3c, we see an initial DSW phase that undergoes into a train of large amplitude waves. In this regime, we identify breather-like structure (ABs, inset in Fig. 3c) that evolves into a SG at large propagation time. The DSW phase is investigated varying the input power. We find a linear increasing behavior of the shock velocity when increasing the power (Fig. 3b), as predicted by Eq. (6). The shock velocity is proportional to the distance between the two counter-propagating DSWs at a fixed time. We measured the width Δx of the plateau at time $\bar{t} \sim 30\text{s}$. Referring to Eq. (6), we obtain the normalized velocity $\bar{v} = v/v_0$, with $v_0 = L/\bar{t}$.

Peregrine Solitons Emergence

Figure 4 illustrates the numerically determined dynamics at smaller values of the beam waist ($W_0 = 10\mu\text{m}$), a regime in which the generation of single PSs is evident. The intensity profile is reported in Fig. 4a. As shown in Fig. 1b, one needs to carefully choose W_0 for observing a RWs generation without the DSWs occurrence. For $W_0 = 10\mu\text{m}$, the super-Gaussian wave (Fig. 4b) generates a PS (Figs. 4c-e). The following dynamics shows the higher-order PS emergence (Figs. 4f,g), each order with a higher genus.

Figures 5a-g report the experimental results for the case $W_0 = 30\mu\text{m}$. Observations of the Peregrine-like soliton generation are shown, both in intensity (Figs. 5a-d) and in phase (Figs. 5e-g). For a small initial waist, a localized wave, well described by the PS (Figs. 5b,d), forms and recurs without a visible wave breaking. This dynamics is in close agreement with simulations in Figs. 4d-g, where the PS is repeatedly destroyed and generated, each time at a higher order. Phase measurements are illustrated in Figs. 5e-g. Each PS has two phase signatures:

a longitudinal smooth phase shift of 2π and a transversal rectangular phase shift profile, with height π and basis as wide as the PS width [47, 48]. Such signatures are here both experimentally demonstrated. From Fig. 5e, which shows interference pattern during the first PS occurrence, we obtain the longitudinal phase shift behavior in Fig. 5g, by a cosinusoidal fitting along the central propagation outline. Fig. 5f reports the experimental transversal phase shift profile along x . A comparison with the measured interference fringes is also illustrated in the inset, which directly shows the phase jump (topological defect). Stressing the significance of these results is very important, because they are a proof of the topological control: the genus is determined by the input waist and time of detection. Indeed, the longitudinal phase shift represents the transition from genus 0 to genus 2, whereas the transversal PS phase shift outline unveils the value $g = 2$, equal to the number of phase jumps (first from 0 to π , then again from π to 0). This is summarized in Fig. 5h, which sketches numerical simulations of phase behavior at $W_0 = 10\mu\text{m}$, normalized in $[-\pi, \pi]$. Fig. 5h gives a picture of genera changes, PS occurrence and phase discontinuities. The genus is zero and the phase profile is flat until the first PS occurrences. After that, the phase value changes and the phase transverse profile presents two jumps of π .

The statistical properties of the PS intensity are illustrated in Supplementary Information (Suppl. Figs. 2f,g), and they confirm the occurrence of RWs in the small box regime.

DISCUSSION

The topological classification of nonlinear beam propagation by the genera of the Riemann theta functions opens a new route to control the generation of extreme waves. We demonstrated the topological control for the focusing box problem in optical propagation in photorefractive media. By using the time-dependent photorefractive nonlinearity, we could design the final state of the wave evolution in a predetermined way and explore all the possible dynamic phases in the nonlinear propagation.

Such a novel control strategy enabled the first observation of the continuous transition from dispersive shock to rogue waves and soliton gases, demonstrating that different extreme wave phenomena are deeply linked, and also that a proper tuning of their topological content in their nonlinear evolution allows transformations from one state to another. The further numerical and experimental analysis reported in Supplementary Information proves that this new control paradigm in third-order media has a broad range of validity, where it is not affected by linear effects, like modulation instability or loss, but its nature is genuinely nonlinear.

In conclusion, our result is the first example of the topological control of integrable nonlinear waves. This new technique casts light on dispersive shock waves and rogue wave generation. It is general, not limited to the photorefractive media, and can be extended to other nonlinear phenomena, from classical to quantum ones. These outcomes are not only important for fundamental studies and control of extreme nonlinear waves, but further developments in the use of topological concepts in nonlinear physics can allow innovative applications for engineering strongly nonlinear phenomena, as in spatial beam shaping for microscopy, medicine and spectroscopy, and coherent supercontinuum light sources for telecommunication.

METHODS

Photorefractive Media

Starting from Maxwell's equations in a medium with a third-order-nonlinear polarization, in paraxial and slowly varying envelope approximations, one can derive the propagation equation of the complex optical field envelope $A(x, y, z)$:

$$i\partial_z A + \frac{1}{2k}\nabla^2 A + \frac{k}{n_0}\delta n(I)A = 0, \quad (7)$$

with z the longitudinal coordinate, x, y the transverse coordinates and $n = n_0 + \delta n(I)$ the refractive index, weakly depending on the intensity $I = |A|^2$ ($\delta n(I) \ll n_0$).

Eq. (7) is the nonlinear Schrödinger equation (NLSE) and rules laser beam propagation in centrosymmetric Kerr media. For PR, the refractive index perturbation depends also parametrically on time, i.e., $\delta n = \delta n(I, t)$. In fact, the amplitude of the nonlinear self-interaction increases, on average, with the exposure time up to a saturation value, on a slow timescale, typically seconds for peak intensities of a few kWcm^{-2} [51].

In our centrosymmetric photorefractive crystal, at first approximation $\delta n = \frac{-\delta n_0}{(1 + \frac{t}{I_S})^2} f(t)$, with $f(t)$ the response function. δn_0 includes the electro-optic effect coefficient [49–51]. For weak intensities $I \ll I_S$, we obtain a Kerr-like regime with $\delta n = 2\delta n_0 \frac{I}{I_S} f(t)$, apart from a constant term. We consider the case $\partial_y A \sim 0$ (strong beam anisotropy), thus we look for solutions of the (1 + 1)-dimensional NLSE for the envelope $A \sim A(x, z)$:

$$i\partial_z A + \frac{1}{2k}\partial_x^2 A + 2\rho(t)|A|^2 A = 0, \quad (8)$$

with $\rho(t) = \frac{2\pi\delta n_0}{\lambda I_S} f(t)$ and the field envelope initial profile

$$A(x, 0) = \begin{cases} \sqrt{I_0} & \text{for } |x| \leq \frac{1}{2}W_0 \\ 0 & \text{elsewhere} \end{cases}. \quad (9)$$

One obtains Eq. (8) from Eq. (1) through the transformation (3). We stress that, in this case, the dispersion parameter depends on time, as follows from Eq. (4).

Numerical Simulations

We solve numerically Eq. (1) by a one-parameter-depending beam propagation method (BPM) with a symmetrized split-step in the code core [52]. We use a high-order super-Gaussian initial condition

$$\psi(\xi, \zeta = 0) = q \exp \left\{ -\frac{1}{2} \left(\frac{\xi}{l} \right)^{24} \right\}. \quad (10)$$

For each temporal value, Eq. (1) solutions have different dispersion parameter ϵ and final value of ζ , because from Eqs. (3) it reads $\zeta_{\text{fin}} = \frac{4L}{\epsilon(t)kW_0^2}$, where L is the crystal length. In Figs. 2,4, we show the numerical results. The propagation in time considers $\psi(\xi, \zeta_{\text{fin}})$, which corresponds to detections at end of the crystal.

Experimental Set-up

A y -polarized optical beam at wavelength $\lambda = 532\text{nm}$ from a continuous 80mW Nd:YAG laser source is focused by a cylindrical lens down to a quasi-one-dimensional beam with waist $U_0 = 15\mu\text{m}$ along the y -direction. The initial box shape is obtained by a mask of tunable width, placed in proximity of the input face of the photorefractive crystal. A sketch of the optical system is shown in Fig. 3a. The beam is launched into an optical quality specimen of $2.1^{(x)} \times 1.9^{(y)} \times 2.5^{(z)}\text{mm}$ $K_{0.964}Li_{0.036}Ta_{0.60}Nb_{0.40}O_3$ (KLTN) with Cu and V impurities ($n_0 = 2.3$). The crystal exhibits a ferroelectric phase transition at the Curie temperature $T_C = 284\text{K}$. Nonlinear light dynamics are studied in the paraelectric phase at $T = T_C + 8\text{K}$, a condition ensuring a large nonlinear response and a negligible effect of small-scale disorder [53]. The time-dependent photorefractive response sets in when an external bias field E is applied along y (voltage $V = 500\text{V}$). To have a so-called Kerr-like (cubic) nonlinearity from the photorefractive effect, the crystal is continuously pumped with an x -polarized 15mW laser at $\lambda = 633\text{nm}$. The pump does not interact with the principal beam propagating along the z axis and only constitutes the saturation intensity I_S . The spatial intensity distribution is measured at the crystal output as a function of the exposure time t by means of a high-resolution imaging system composed of an objective lens ($NA = 0.5$) and a CCD camera at 15Hz.

In the present case, evolution is studied at a fixed value of z (the crystal output) by varying the exposure time t . In fact, the average index change grows and saturates

according to a time dependence well defined by the saturation time $\tau \sim 100$ s once the input beam intensity, applied voltage, and temperature have been fixed.

DATA AVAILABILITY

All data are available in this submission.

* giulia.marcucci@uniroma1.it

- [1] Gardner, C. S., Greene, J. M., Kruskal, M. D. & Miura, R. M. Method for solving the Korteweg-de Vries equation. *Phys. Rev. Lett.* **19**, 1095–1097 (1967).
- [2] Zakharov, V. E. & Shabat, A. B. Exact theory of two-dimensional self-focusing and one-dimensional self-modulation of waves in nonlinear media. *Sov. Phys. JETP* **34**, 62–69 (1972).
- [3] Gardner, C. S., Greene, J. M., Kruskal, M. D. & Miura, R. M. Korteweg-de Vries equation and generalizations. VI. methods for exact solution. *Comm. on Pure and Appl. Math.* **27**, 97–133 (1974).
- [4] Ablowitz, M. J., Kaup, D. J., Newell, A. C. & Segur, H. The inverse scattering transform-Fourier analysis for nonlinear problems. *Stud. Appl. Math.* **53**, 249–315 (1974).
- [5] Pierangeli, D. *et al.* Observation of Fermi-Pasta-Ulam-Tsingou recurrence and its exact dynamics. *Phys. Rev. X* **8**, 041017–041025 (2018).
- [6] Mussot, A. *et al.* Fibre multi-wave mixing combs reveal the broken symmetry of FermiPastaUlam recurrence. *Nat. Photon.* **12**, 303–308 (2018).
- [7] Akhmediev, N. N., Eleonskii, V. M. & Kulagin, N. E. Exact first-order solutions of the nonlinear Schrödinger equation. *Theor. Math. Phys.* **72**, 809–818 (1987).
- [8] Hoefler, M. A. *et al.* Dispersive and classical shock waves in Bose-Einstein condensates and gas dynamics. *Phys. Rev. A* **74**, 023623–023646 (2006).
- [9] Wan, W., Jia, S. & Fleischer, J. W. Dispersive superfluid-like shock waves in nonlinear optics. *Nat. Phys.* **3**, 46–51 (2007).
- [10] El, G. & Hoefler, M. Dispersive shock waves and modulation theory. *Phys. D* **333**, 11–65 (2016).
- [11] Solli, D. R., Ropers, C., Koonath, P. & Jalali, B. Optical rogue waves. *Nature* **450**, 1054–1057 (2007).
- [12] Bonatto, C. *et al.* Deterministic optical rogue waves. *Phys. Rev. Lett.* **107**, 053901–053905 (2011).
- [13] Dudley, J. M., Dias, F., Erkintalo, M. & Genty, G. Instabilities, breathers and rogue waves in optics. *Nat. Photon.* **8**, 755–764 (2014).
- [14] Akhmediev, N. *et al.* Roadmap on optical rogue waves and extreme events. *J. Opt.* **18**, 063001–063036 (2016).
- [15] Ablowitz, M. & Clarkson, P. A. *Solitons, Nonlinear Evolution Equations and Inverse Scattering* (Cambridge University Press, 1991).
- [16] Kivshar, Y. S. & Agrawal, G. P. *Optical Solitons* (Academic Press, Elsevier Science, 2003).
- [17] Bulso, N. & Conti, C. Effective dissipation and nonlocality induced by nonparaxiality. *Phys. Rev. A* **89**, 023804–023810 (2014).
- [18] Ghofraniha, N., Conti, C., Ruocco, G. & Trillo, S. Shocks in nonlocal media. *Phys. Rev. Lett.* **99**, 043903–043906 (2007).
- [19] Marcucci, G., Braidotti, M., Gentilini, S. & Conti, C. Time asymmetric quantum mechanics and shock waves: Exploring the irreversibility in nonlinear optics. *Ann. Phys.* **529**, 1600349–1600365 (2017).
- [20] El, G. A., Gammal, A., Khamis, E. G., Kraenkel, R. A. & Kamchatnov, A. M. Theory of optical dispersive shock waves in photorefractive media. *Phys. Rev. A* **76**, 053813–053830 (2007).
- [21] Ghofraniha, N., Gentilini, S., Folli, V., DelRe, E. & Conti, C. Shock waves in disordered media. *Phys. Rev. Lett.* **109**, 243902–243905 (2012).
- [22] Kartashov, Y. V. & Kamchatnov, A. M. Two-dimensional dispersive shock waves in dissipative optical media. *Opt. Lett.* **38**, 790–792 (2013).
- [23] Erkintalo, M., Genty, G. & Dudley, J. M. On the statistical interpretation of optical rogue waves. *Eur. Phys. J. Sp. Top.* **185**, 135–144 (2010).
- [24] Erkintalo, M. *et al.* Higher-order modulation instability in nonlinear fiber optics. *Phys. Rev. Lett.* **107**, 253901–253905 (2011).
- [25] Chabchoub, A., Hoffmann, N., Onorato, M. & Akhmediev, N. Super rogue waves: Observation of a higher-order breather in water waves. *Phys. Rev. X* **2**, 011015–011020 (2012).
- [26] Akhmediev, N., Dudley, J. M., Solli, D. R. & Turitsyn, S. K. Recent progress in investigating optical rogue waves. *J. Opt.* **15**, 060201–060209 (2013).
- [27] Agafontsev, D. S. & Zakharov, V. E. Integrable turbulence and formation of rogue waves. *Nonlinearity* **28**, 2791–2821 (2015).
- [28] Kibler, B., Chabchoub, A., Gelash, A., Akhmediev, N. & Zakharov, V. E. Superregular breathers in optics and hydrodynamics: Omnipresent modulation instability beyond simple periodicity. *Phys. Rev. X* **5**, 041026–041037 (2015).
- [29] Pierangeli, D., Di Mei, F., Conti, C., Agranat, A. J. & DelRe, E. Spatial rogue waves in photorefractive ferroelectrics. *Phys. Rev. Lett.* **115**, 093901–093906 (2015).
- [30] Toenger, S. *et al.* Emergent rogue wave structures and statistics in spontaneous modulation instability. *Sci. Rep.* **5**, 10380–10387 (2015).
- [31] Suret, P. *et al.* Single-shot observation of optical rogue waves in integrable turbulence using time microscopy. *Nat. Commun.* **7**, 13136–13143 (2016).
- [32] Tikan, A. *et al.* Universality of the Peregrine soliton in the focusing dynamics of the cubic nonlinear Schrödinger equation. *Phys. Rev. Lett.* **119**, 033901–033906 (2017).
- [33] Gelash, A. A. & Agafontsev, D. S. Strongly interacting soliton gas and formation of rogue waves. *Phys. Rev. E* **98**, 042210–042221 (2018).
- [34] Gelash, A. *et al.* Bound state soliton gas dynamics underlying the noise-induced modulational instability. *arXiv:1907.07914* (2019). 1907.07914.
- [35] Zakharov, V. E., Sobolev, V. V. & Synakh, V. C. Behavior of light beams in nonlinear media. *J. Exp. Theor. Phys.* **33**, 77–81 (1971).
- [36] El, G. A. & Kamchatnov, A. M. Kinetic equation for a dense soliton gas. *Phys. Rev. Lett.* **95**, 204101–204104 (2005).
- [37] Redor, I., Barthlemy, E., Michallet, H., Onorato, M. & Mordant, N. Experimental evidence of a hydrodynamic

- soliton gas. *Phys. Rev. Lett.* **122**, 214502–214507 (2019).
- [38] Wan, W., Dylov, D. V., Barsi, C. & Fleischer, J. W. Diffraction from an edge in a self-focusing medium. *Opt. Lett.* **35**, 2819–2021 (2010).
- [39] Picozzi, A. *et al.* Optical wave turbulence: Towards a unified nonequilibrium thermodynamic formulation of statistical nonlinear optics. *Phys. Rep.* **542**, 1–132 (2014).
- [40] El, G. A., Khamis, E. G. & Tovbis, A. Dam break problem for the focusing nonlinear Schrödinger equation and the generation of rogue waves. *Nonlinearity* **29**, 2798–2836 (2016).
- [41] Audo, F., Kibler, B., Fatome, J. & Finot, C. Experimental observation of the emergence of peregrine-like events in focusing dam break flows. *Opt. Lett.* **43**, 2864–2867 (2018).
- [42] Biondini, G. Riemann problems and dispersive shocks in self-focusing media. *Phys. Rev. E* **98**, 052220–052226 (2018).
- [43] Biondini, G. & Lottes, J. Nonlinear interactions between solitons and dispersive shocks in focusing media. *Phys. Rev. E* **99**, 022215–022221 (2019).
- [44] Bertola, M., El, G. A. & Tovbis, A. Rogue waves in multiphase solutions of the focusing nonlinear Schrödinger equation. *Proc. R. Soc. A* **472**, 20160340–20160351 (2016).
- [45] Xu, G., Conforti, M., Kudlinski, A., Mussot, A. & Trillo, S. Dispersive dam-break flow of a photon fluid. *Phys. Rev. Lett.* **118**, 254101–254105 (2017).
- [46] Kibler, B. *et al.* The Peregrine soliton in nonlinear fibre optics. *Nat. Phys.* **6**, 790–795 (2010).
- [47] Randoux, S., Suret, A., P. Chabchoub, Kibler, B. & El, G. Nonlinear spectral analysis of Peregrine solitons observed in optics and in hydrodynamic experiments. *Phys. Rev. E* **98**, 022219–022230 (2018).
- [48] Xu, G. *et al.* Phase evolution of Peregrine-like breathers in optics and hydrodynamics. *Phys. Rev. E* **99**, 012207–012214 (2019).
- [49] DelRe, E., Ciattoni, A., Crosignani, B. & Tamburrini, M. Approach to space-charge field description in photorefractive crystals. *J. Opt. Soc. Am. B* **15**, 1469–1475 (1998).
- [50] DelRe, E. & Palange, E. Optical nonlinearity and existence conditions for quasi-steady-state photorefractive solitons. *J. Opt. Soc. Am. B* **23**, 2323–2327 (2006).
- [51] DelRe, E., Crosignani, B. & Di Porto, P. Photorefractive solitons and their underlying nonlocal physics. vol. 53 of *Progr. Opt.*, chap. 3, 153–200 (Elsevier, 2009).
- [52] Kutz, J. N. *Data-Driven Modeling and Scientific Computing* (Oxford University Press, 2013).
- [53] Pierangeli, D. *et al.* Super-crystals in composite ferroelectrics. *Nat. Commun.* **7**, 10674–10680 (2016).

ACKNOWLEDGEMENTS

We acknowledge M. Conforti, S. Gentilini, P. G. Grinevich, A. Mussot, P. M. Santini, S. Trillo, and V. E. Zakharov for fruitful conversations on related topics. We thank MD Deen Islam for technical support in the laboratory. The present research was supported by PRIN2015 NEMO project (2015KEZNYM grant), H2020 QuantERA QUOMPLEX (grant number 731473), H2020 PhoQus (grant number 820392), and Sapienza Ateneo (2016 and 2017 programs).

AUTHOR CONTRIBUTION

G.M. and D.P. equally contributed to this work. G.M., R.K.L, and C.C. conceived the idea and the theoretical framework; D.P., E.D., and C.C. conceived its experimental realization. G.M. and C.C. developed the theoretical background. G.M. performed the numerical simulations. D.P. carried out experiments and data analysis. A.J.A. designed and fabricated the photorefractive crystal. All authors discussed the results and wrote the paper.

COMPETING INTEREST

The authors declare no competing interests.

ADDITIONAL INFORMATION

Supplementary Information accompanies this paper. Correspondence and requests for materials should be addressed to G.M.

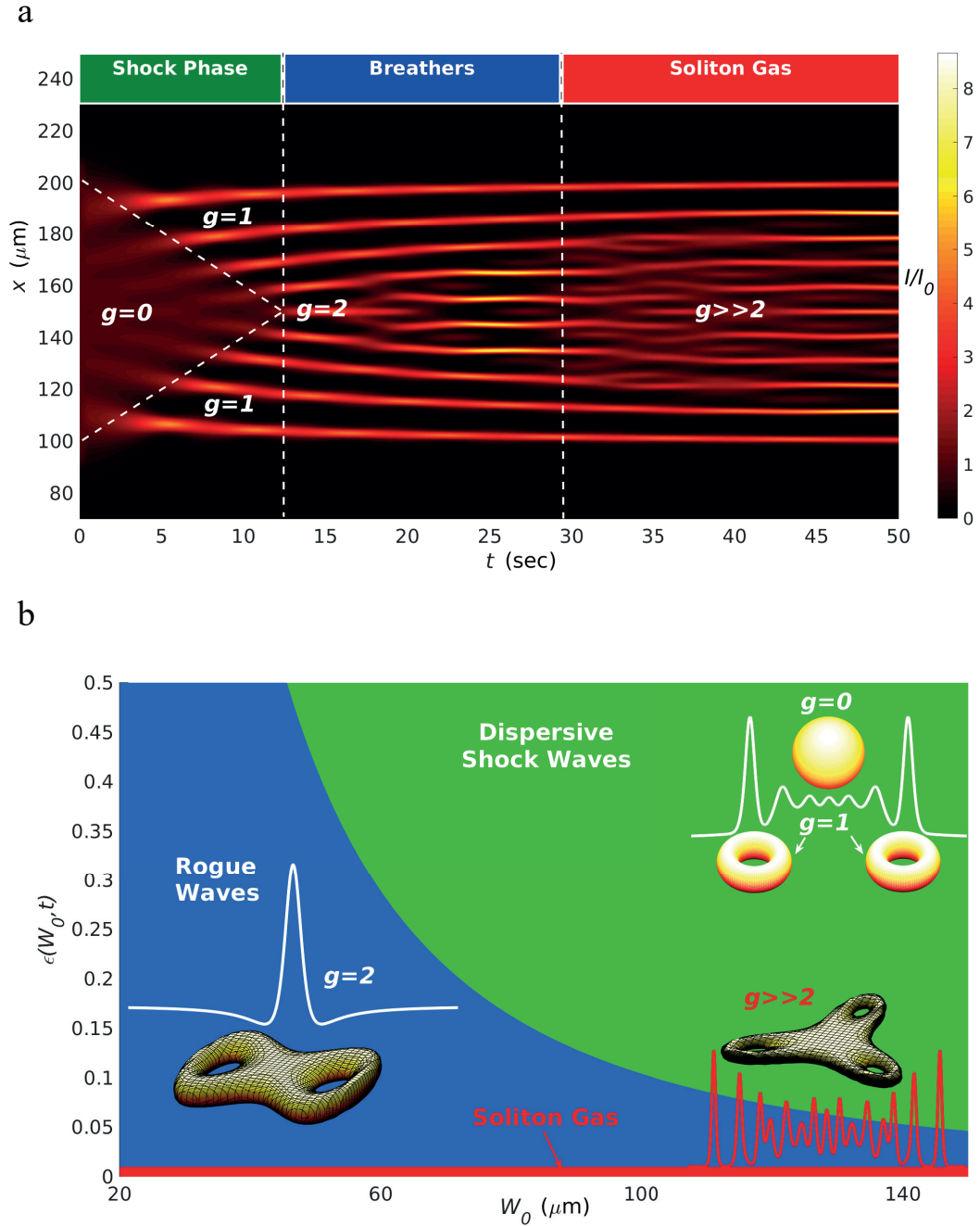


FIG. 1. **Topological classification of extreme waves.** **a** Final states of the wave for a fixed initial waist $W_0 = 100\mu\text{m}$ showing the generation of focusing dispersive shock waves ($g = 1$), rogue waves ($g \sim 2$) and a soliton gas ($g \gg 2$) after different time intervals in a photorefractive material (see text). **b** Phase diagram reporting the final states in terms of the parameter ϵ and the initial beam waist. Transitions occur by fixing waist and varying ϵ or, equivalently, the observation time t . Different surfaces displayed in proximity of the various wave profiles, corresponding to the different regions in the phase diagram, outline the link between the topological classification of extreme waves in terms of the genus g and the topological classification of toroidal Riemann surfaces (for a sphere, $g = 0$, for a torus, $g = 1$, etc.).

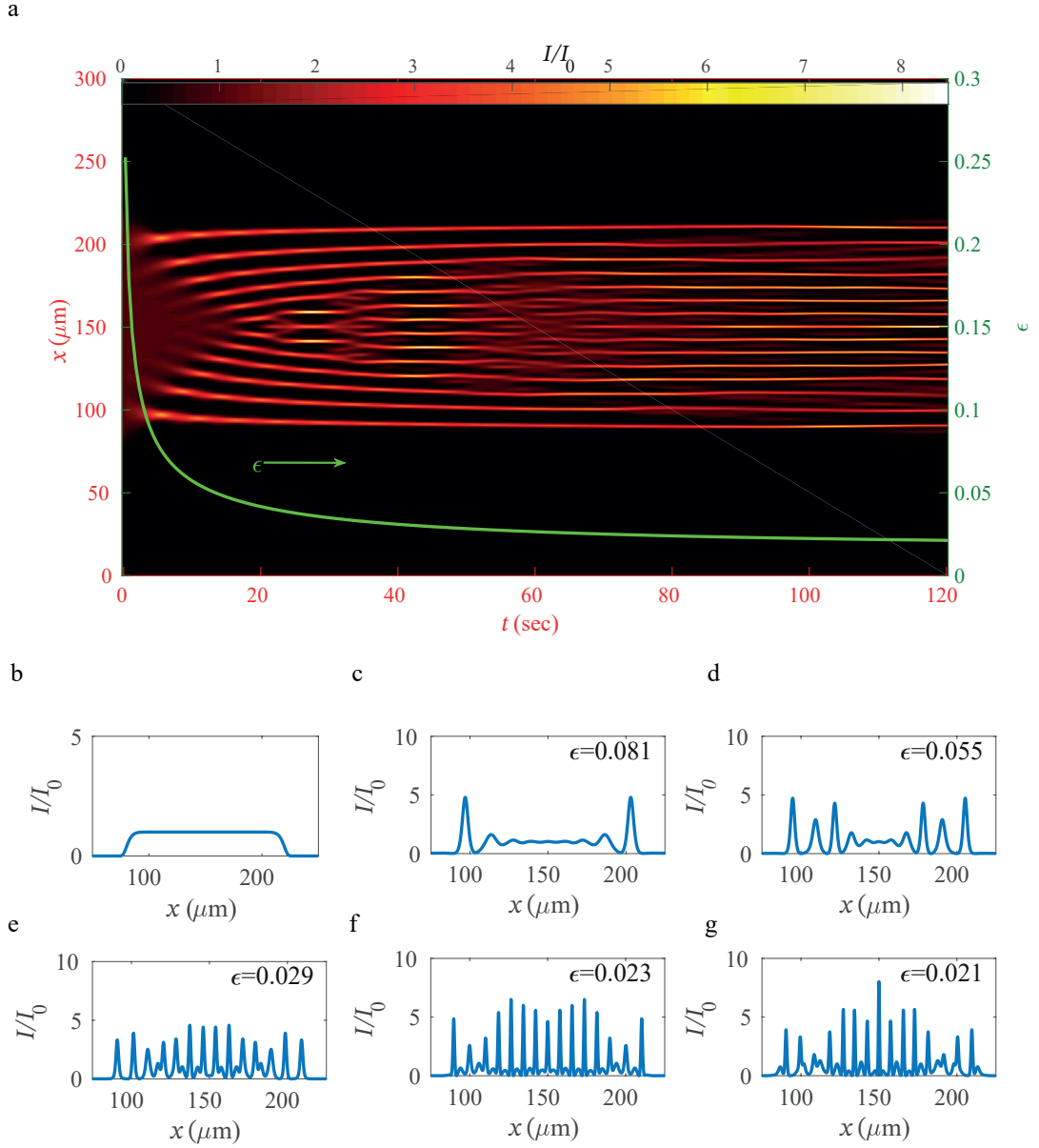


FIG. 2. **Controlling the extreme wave genus.** **a** Numerical simulation of the control of the final state after a propagation distance $L = 2.5\text{mm}$ for an initial beam waist $W_0 = 140\mu\text{m}$ ($I_0 = \frac{P}{v_0 W_0} = 0.38 \times 10^5 \text{W/m}^2$). Axis x represents the beam transverse direction, axis t the time of output detection. **b** Initial beam intensity: a super-Gaussian wave centered at $x = 150\mu\text{m}$ of height I_0 and width W_0 . **c-d** Focusing dispersive shock waves occurrence: **(c)** represents the beam intensity at $t = 5\text{s}$, when the wave breaking has just occurred, so two lateral intense wave trains regularize the box discontinuity and start to travel towards the beam central part; **(d)** the beam intensity at $t = 11\text{s}$, which exhibits the two counterpropagating DSWs reaching the center $x = 150\mu\text{m}$. **e-g** Akhmediev breathers and Peregrine solitons generation: beam intensity at **(e)** $t = 49\text{s}$, **(f)** $t = 98\text{s}$, and **(g)** $t = 120\text{s}$, after the two dispersive shock waves superposition and the formation of Akhmediev breathers with period increasing with t . Since a Peregrine soliton is an Akhmediev breather with an infinite period, increasing t is tantamount to generating central intensity peaks, locally described by Peregrine solitons.

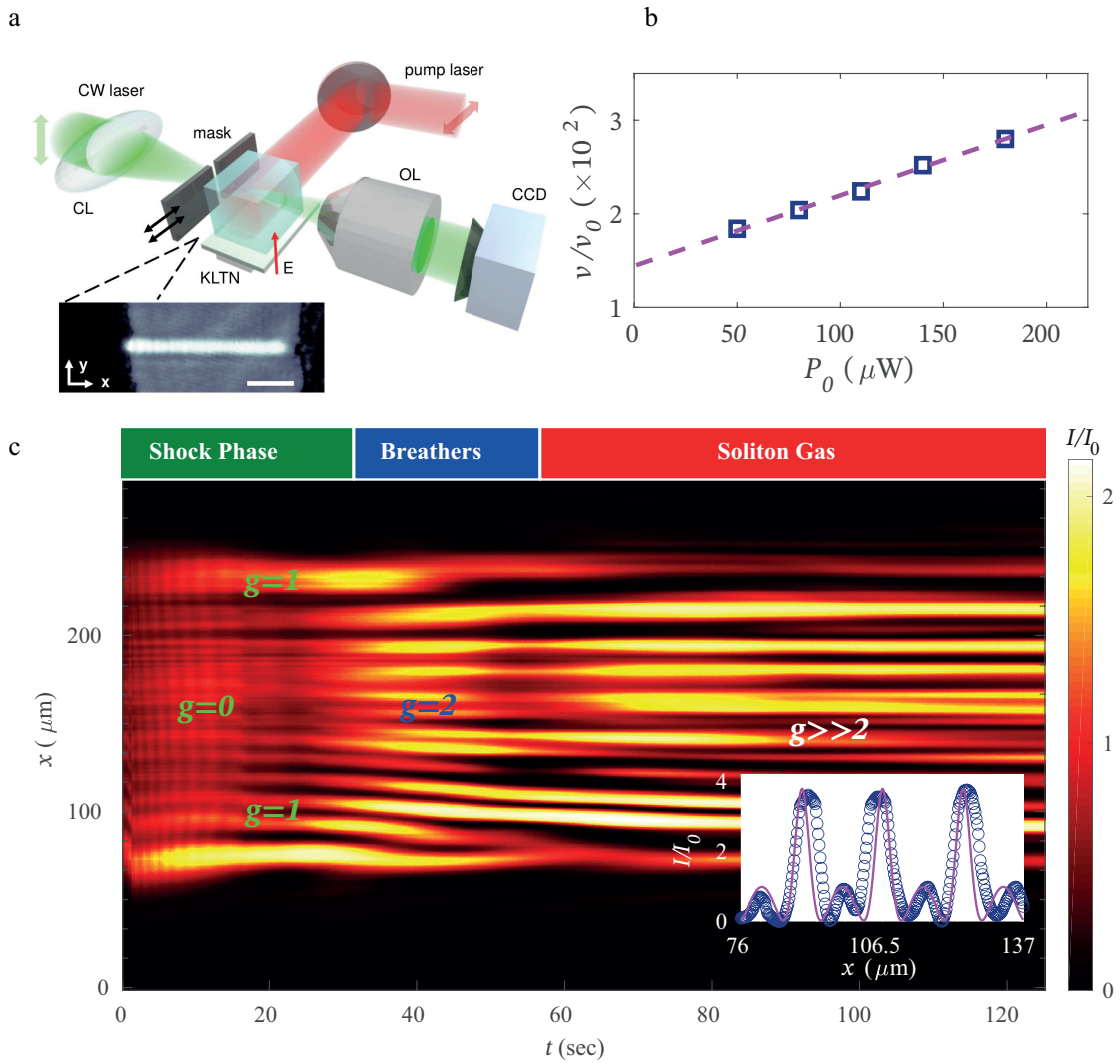


FIG. 3. Experimental demonstration of the extreme wave genus control. **a** Experimental setup. A CW laser is made a quasi-one-dimensional wave by a cylindrical lens (CL), then a tunable mask shapes it as a box. Light propagates in a pumped photorefractive KLTN crystal, it is collected by a microscope objective and the optical intensity is detected by a CCD camera. The inset shows an example of the detected input intensity distribution (scale bar is $50\mu\text{m}$). **b** Normalized shock velocity [$v_0 = L/\bar{t}$, $L = 2.5\text{mm}$, $\bar{t} = (30 \pm 2)\text{s}$], measured through the width of the oscillation tail at fixed time, versus input power. The blue squares are the experimental data, while the dashed pink line is the linear fit. **c** Experimental observation of optical intensity I/I_0 for an initial beam waist $W_0 = 140\mu\text{m}$. Axis x represents the beam profile, transverse to propagation, collected by the CCD camera, while axis t is time of CCD camera detection. Output presents a first dispersive-shock-wave phase, a transition to a phase presenting Akhmediev breather structures and, at long times, a generation of a soliton gas. The inset is an exemplary wave intensity profile detected at $t = 63\text{s}$ (dotted blue line), along with the theoretical Akhmediev breather profile.

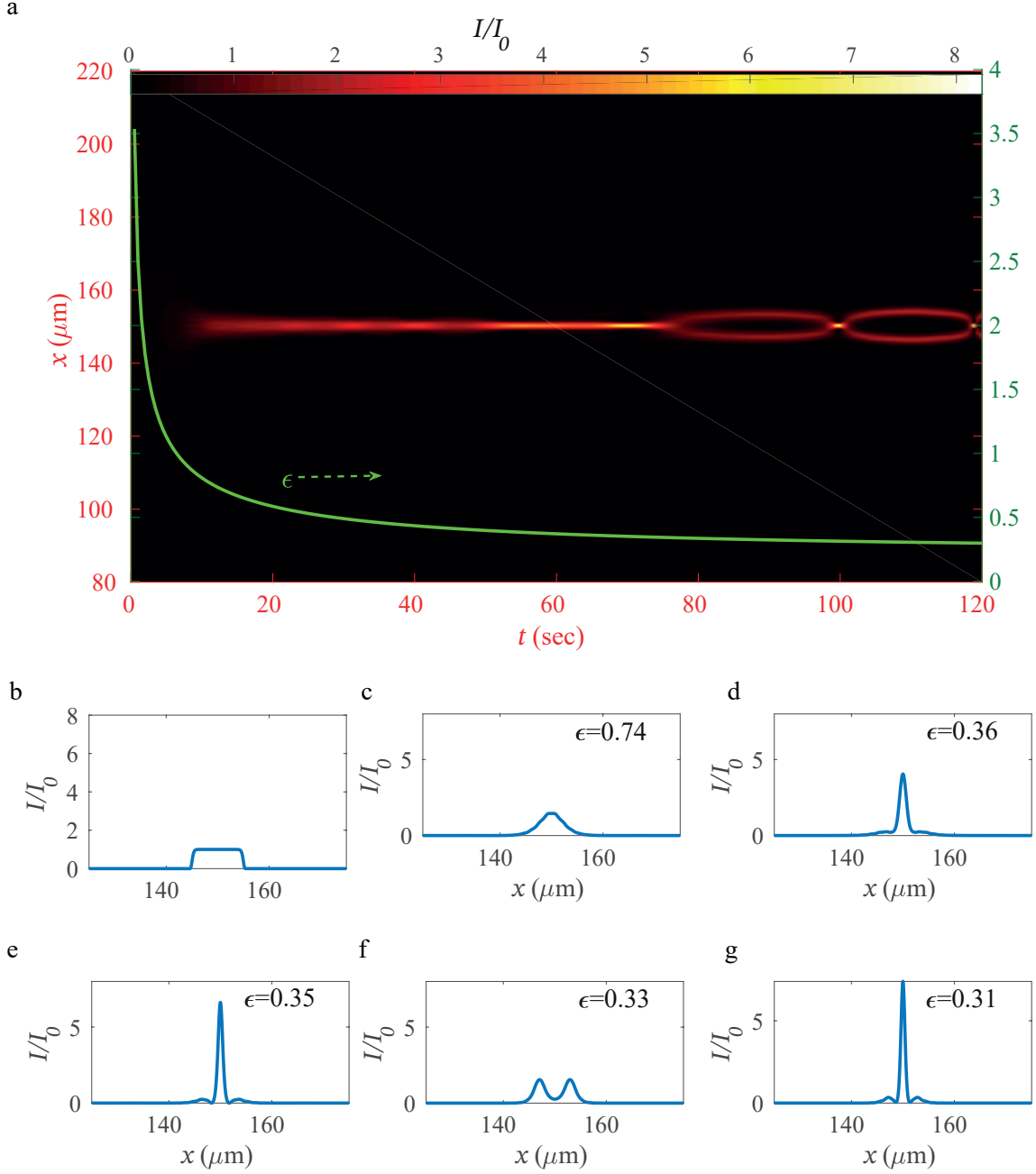


FIG. 4. **Simulation of the topological control for a small waist.** **a** Numerical simulation of the control of the final state after a propagation distance $L = 2.5\text{mm}$ for an initial beam waist $W_0 = 10\mu\text{m}$ ($I_0 = \frac{P}{U_0 W_0} = 5.33 \times 10^5 \text{W/m}^2$). Axis t expresses time of detection, while x is the beam transverse coordinate. **b** Initial beam intensity: a super-Gaussian wave centered at $x = 150\mu\text{m}$. **c-e** Peregrine soliton generation: beam intensity (**c**) at $t = 12\text{s}$, and (**d**) at $t = 64\text{s}$, during the formation of the Peregrine soliton, while (**e**) exhibits the Peregrine soliton profile at $t = 70\text{s}$. **f-g** Higher-order Peregrine soliton generation: beam intensity at (**f**) $t = 85\text{s}$, and (**g**) $t = 100\text{s}$, where the Peregrine soliton is alternately destroyed and reformed.

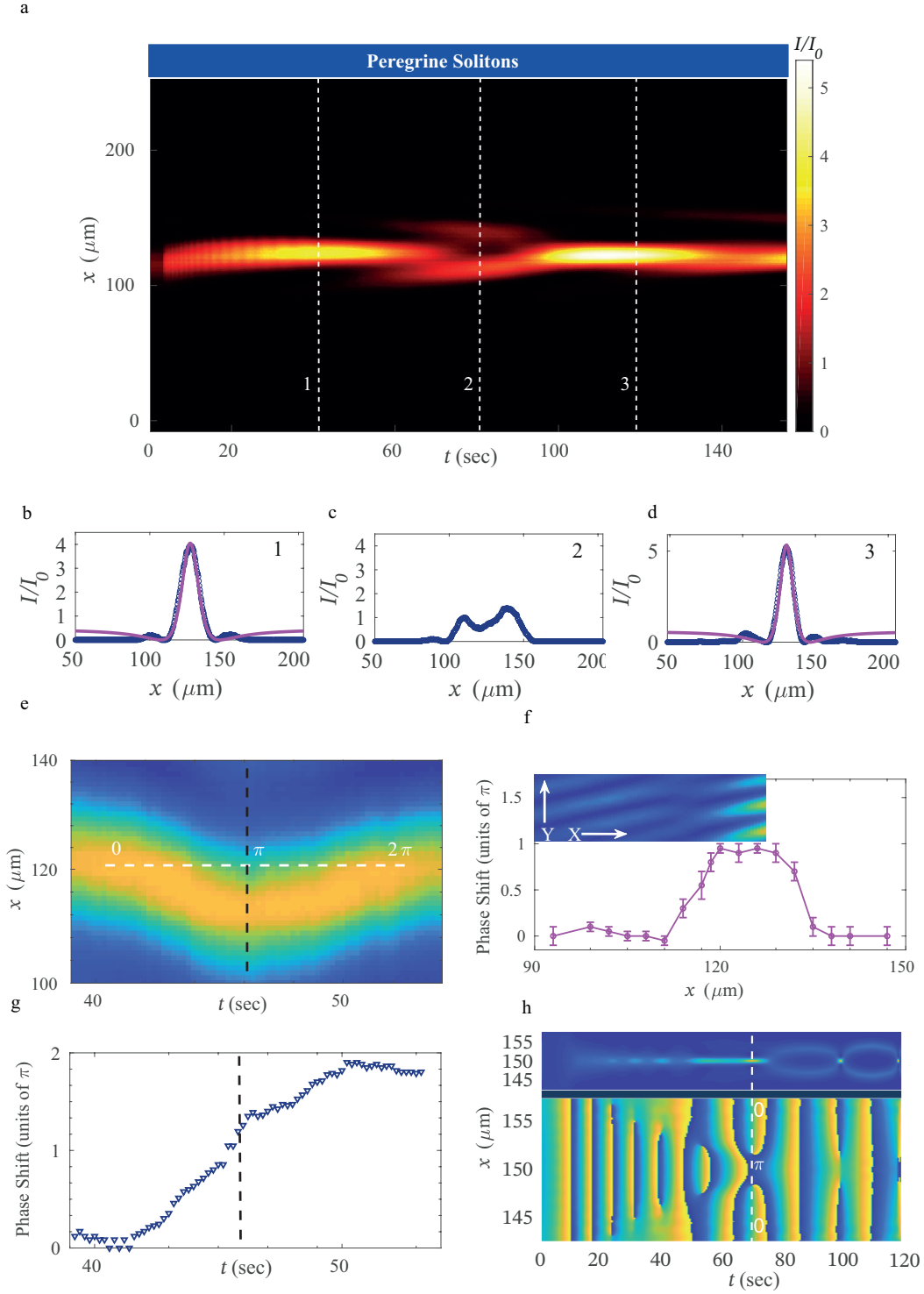


FIG. 5. **Experimental topological control for a small waist.** **a** Observation of optical intensity I/I_0 for an initial beam waist $W_0 = 30\mu\text{m}$. Axis t is time of output detection, x is the transverse direction. In this regime, we observe Peregrine-soliton-like structures formation (see Fig. 1b) [the colored scale goes from 0 (dark blue) to 5 (bright yellow)]. **c-d** Intensity outlines corresponding to numbered dashed lines in **(a)**: the blue lines are experimental waveforms, the pink continuous lines are fitting functions according to the analytical PS profile. **e-h** Phase measurements **(e-g)** and simulations **(h)** of the Peregrine soliton. The detected interference pattern during the first PS generation is reported in **(e)**, corresponding to **(b)**. The jump from 0 to 2π along the white dashed line corresponds to the transition from $g = 0$ to $g = 2$. The black dashed line highlights the jump, shown in **(g)**. The experimental transversal phase shift profile along x is reported in **(f)**, showing the expected π shift corresponding to **(b)**. Error bars represent standard deviation. The inset shows the corresponding area of the measured interference fringes on the transverse plane. Phase simulations at $W_0 = 10\mu\text{m}$ are reported in the bottom panel in **(h)** [the colored scale goes from $-\pi$ (bright yellow) to π (dark blue) (0 is green)]. Top panel sketches Fig. 4a, for at-a-glance correspondence between genera changes, PS occurrence and phase discontinuities.

Topological Control of Extreme Waves - Supplementary Information

Giulia Marcucci,^{1,2,*} Davide Pierangeli,^{1,2} Aharon J. Agranat,³
Ray-Kuang Lee,⁴ Eugenio DelRe,^{1,2} and Claudio Conti^{1,2}

¹*Department of Physics, University Sapienza, Piazzale Aldo Moro 5, 00185 Rome, Italy*

²*Institute for Complex Systems, Via dei Taurini 19, 00185 Rome, Italy*

³*Applied Physics Department, Hebrew University of Jerusalem, 91904 Israel*

⁴*Institute of Photonics Technologies, National Tsing Hua University, Hsinchu 300, Taiwan*

(Dated: December 12, 2019)

Potentially Competing Effects: Modulation Instability and Losses

We perform experiments - and validate them by numerical simulations - to prove that our results are genuinely caused by a NLSE box evolution, and they are not due to modulation instability (MI) arising from noise in the central part of the box. Supplementary Figure 1 reports the outcomes. MI generates transversal periodic waves; DSWs occur in strongly nonlinear regimes and present fast non-periodic oscillation. Suppl. Figs. 1a-d show the different behaviors of such phenomena, occurring on two distinct spatial scales in our experiments. It turns out that MI from spontaneous noise affects light propagation only for very large beam waists, much larger than the ones analyzed in the main manuscript, because the period of generated waves is comparable to the waist corresponding to Suppl. Fig. 1d. Suppl. Fig. 1e illustrates the experimental gain related to Suppl. Fig. 1a at $\bar{t} = (30 \pm 2)$ s, computed through the expression [17]

$$G(k_x) = \frac{1}{L} \log \left[\frac{\hat{A}(k_x, z = L)}{\hat{A}(k_x, z = 0)} \right], \quad (1)$$

with $L = 2.5$ mm the propagation distance, \hat{A} the Fourier transform of the field envelope and k_x the spatial momentum. A possible waist threshold value, which separates the nonlinear and the MI dynamics, is also established by the comparison of the spectral weights in Suppl. Fig. 1f. Spectral weights are computed as maximum absolute values of \hat{A} field for the DSW and MI momenta, and they indicate a change of dominating effect around $W_0 \sim 150\mu\text{m}$. This is also proved numerically in Supplementary Figures 2a-e: above $W_0 \sim 150\mu\text{m}$ [Suppl. Figs. 1a-d] MI alters significantly light propagation, while below, in Suppl. Fig. 1e [corresponding to Fig. 2a in the main manuscript, but with initial perturbative noise], we cannot appreciate any modification of nonlinear dynamics.

Another effect that could modify the nonlinear dynamics is the presence of loss, as shown in [47], where the dissipation significantly affects the local genus of the breather structure. Adding losses to Eq. (8) of the main text, we obtain

$$i\partial_z A + \frac{1}{2k} \nabla^2 A + \frac{k}{n_0} \delta n(I) A = -i\frac{\alpha}{2} A. \quad (2)$$

The KLTN photorefractive crystal is transparent above $\lambda = 380$ nm, and the copper doping introduces a small absorption from $\lambda = 550$ nm to $\lambda = 800$ nm, where the value of the absorption coefficient α is approximately $\alpha = 2\text{cm}^{-1}$. It turns out that losses need a propagation length $L_{\text{loss}} = \alpha^{-1}$ to be effective for the pump laser ($\lambda = 633$ nm), that is, one order of magnitude higher than the crystal length L , while the reference laser beam, generating the box, propagates without losses ($\lambda = 532$ nm).

Rogue Waves and Soliton Gas Analysis in the Box Problem

Rogue waves are waves of unusually high intensity $|\psi_{\text{RW}}|^2$, whose probability density function (PDF) does not decay exponentially (linearly on the semilogarithmic scale used in Supplementary Figures 2f-i), but presents a tail at highest intensity values [30].

The statistical properties of the intensities illustrated in Suppl. Figs. 2f,g confirm the occurrence of RWs in the small box regime, both with initial noise [Suppl. Fig. 2f] and without [Suppl. Fig. 2g]. The latter case is widely treated in the main manuscript, where the emergence of PSs is proved, and the agreement with analytical PS profile is demonstrated both in intensity and in phase outlines. The question regarding the deterministic nature of models generating PSs, as the focusing NLSE with initial rectangular conditions, and so the fact that the PS emergence is wholly predictable and does not exhibit a statistical rarity, makes the debate on considering PSs RW prototype still open. Another conventional criterion for RWs is $|\psi_{\text{MAX}}|^2 > 8|\psi_{\text{BG}}|^2$, with $|\psi_{\text{MAX}}|^2$ the intensity peak and $|\psi_{\text{BG}}|^2$ the background intensity [40]. Figs. 4,5 prove that the PSs generated in simulations and experiments fulfill this requirement.

The same analysis can be done for the ABs generation, shown in Figs. 2,3, whose intensity PDF are reported in Suppl. Figs. 2h,i.

Last point we want to discuss is about the formation of SGs in the long-term propagation reported in Figs. 1a,2a,3c. Solitons are propagation-invariant waves with particle-like interactions. This means that, when many solitons form a disordered finite-density ensemble rather than a well-ordered modulated soliton lattice, they resemble a gas of particles. The definition of SG has required a huge effort from scientific community to be established. G. A. El *et al.* in 2005 derived the kinetic

equations for SGs in physical systems described by integrable nonlinear wave equations [36].

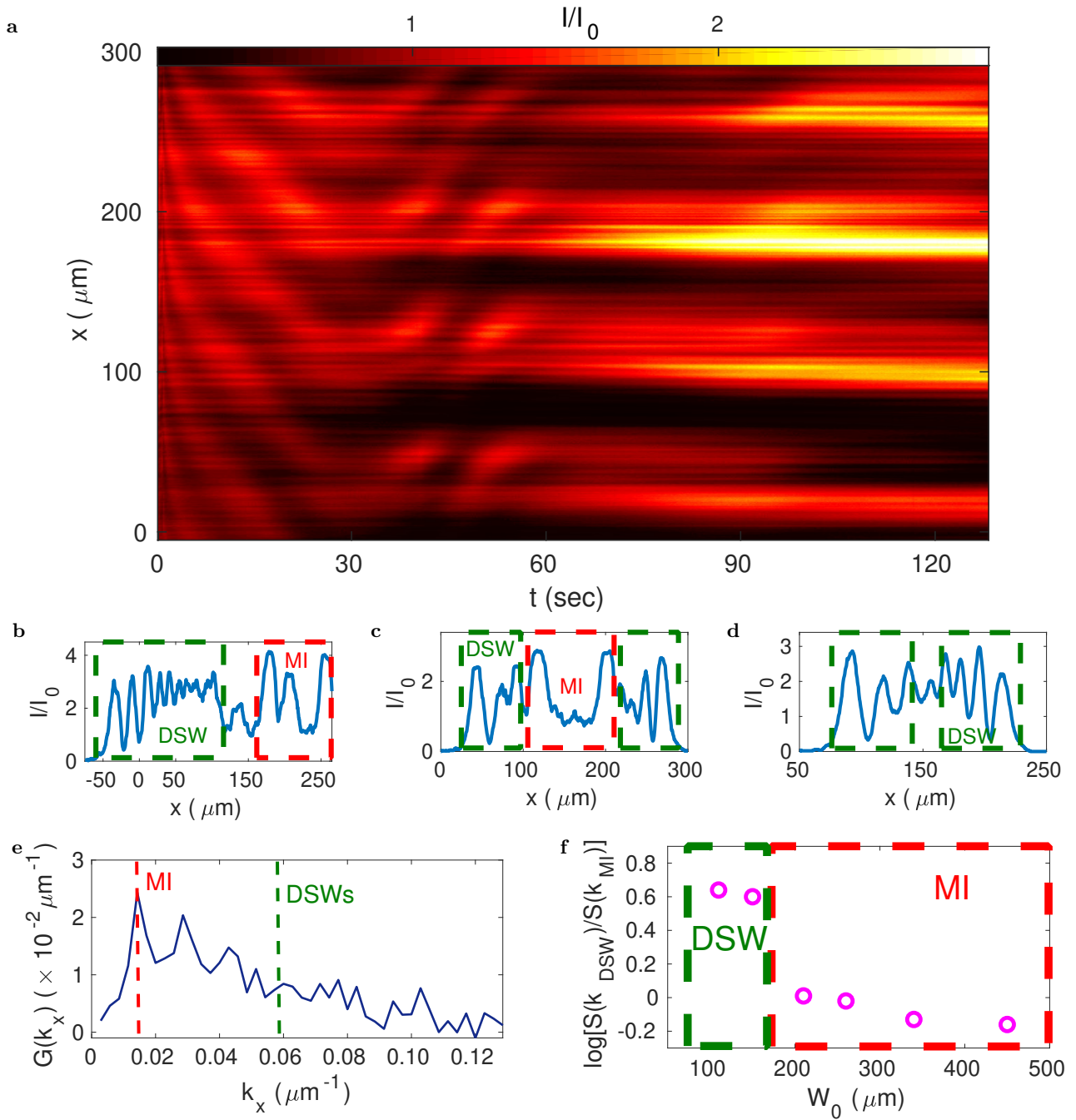
About the box problem and its evolution in terms of genera, the leading theoretical paper is [40], and an introductory part of the related analysis is reported in the very first paragraphs of our manuscript (main text). In [40], the authors associate the long-time asymptotic solution ψ with a "breather gas" and numerically observe the presence of higher-order RWs with maximum height $4 < |\psi_{\text{MAX}}| < 5$ in the regions with $g \geq 4$. Their numerical simulations suggest that the pattern of the $\xi-\zeta$ plane (splitting into the regions of different genera) persists as ζ increases, and therefore $g \sim \zeta$ asymptotically.

In 2018, A. A. Gelash *et al.* studied a statistically homogeneous SG with essential interaction between the solitons [33]. The model used by the authors is a focusing NLSE, and they generated ensembles of N -soliton solu-

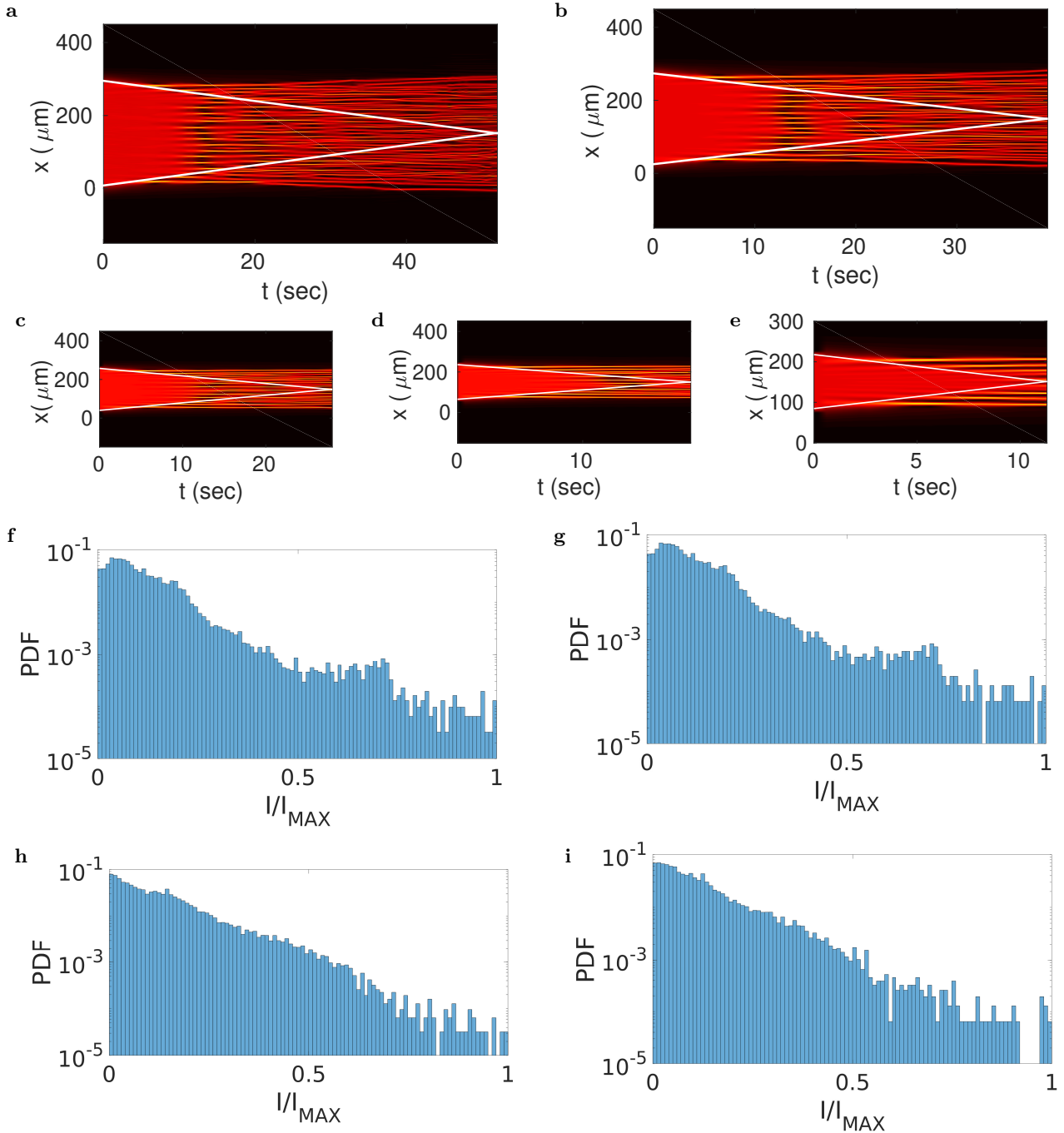
tions ($N \sim 100$) by using the Zakharov-Mikhailov variant of the dressing method. Through such a mathematical description, it was demonstrated that spontaneous noise-induced MI of a plane wave generates SGs [34].

In the KdV theory, the thermodynamic type infinite-genus limit of finite-band potentials leads to the kinetic description of a SG [36]. Very recently, I. Redor *et al.* [37] showed that it is possible to produce in a laboratory a SG described in statistical terms by integrable turbulence in hydrodynamics. In optics, the focusing NLSE counterpart of this theory would include the breather gas description, yet to be developed, providing insights on NLSE turbulence, which is subject of active research [39].

We aim at improving the breather gas description in terms of topological control. Further information will be reported in future work.



Supplementary Figure 1. **Experiments at large beam waists and modulation instability.** **a** Observation of normalized optical intensity for an initial box-shaped beam propagation in KLTN photorefractive crystal, with a waist as large as the transverse crystal length (2.1 mm). Axis t is time of output detection, x is the transverse direction. In this regime, MI dominates light propagation. **b-d** Observations of normalized optical intensity for initial box-shaped beams of waists (**b**) $W_0 = 450 \mu\text{m}$, (**c**) $W_0 = 260 \mu\text{m}$ and (**d**) $W_0 = 150 \mu\text{m}$ at fixed time $\bar{t} = (30 \pm 2)\text{s}$. If MI from intrinsic noise generates periodic waves between the two DSWs in (**b,c**), with a period larger than the DSWs oscillation length, (**d**) represents a threshold waist value, below which MI does not affect the dynamics. **e** Experimental gain [see Eq. (1)] for the initial infinite box-shaped beam versus spatial momentum, at time $\bar{t} = (30 \pm 2)\text{s}$. **f** Logarithm of the ratio between the two spectral weights, namely, the maximum absolute values of the Fourier transform of the optical field for the DSW and MI momenta. It highlights two beam waist intervals: the one below $150 \mu\text{m}$, where MI does not affect light propagation, and the one above $150 \mu\text{m}$, where MI dominates the dynamics.



Supplementary Figure 2. **Modulation instability and rogue waves emergence.** **a-e** Numerical simulations of the final states after a propagation distance $L = 2.5\text{mm}$ for beam waists **(a)** $W_0 = 300\mu\text{m}$, **(b)** $W_0 = 260\mu\text{m}$, **(c)** $W_0 = 220\mu\text{m}$, **(d)** $W_0 = 180\mu\text{m}$ and **(e)** $W_0 = 140\mu\text{m}$. Axis t expresses time of detection, while x is the beam transverse coordinate. The initial conditions are box-shaped beams with small-amplitude perturbations, implemented as Gaussian random noise. White lines represent the shock separatrices. MI generates periodic waves between the two DSWs in **(a-d)**, but does not affect the dynamics in **(e)**. **f-i** Probability density functions of the optical intensity I/I_{MAX} over a two-dimensional spatio-temporal computational window, centered at $x = 150\mu\text{m}$, for $t \in [0\text{s}, 60\text{s}]$, and I_{MAX} the peak intensity (semilogarithmic scale). Initial conditions are: **(a,b)** $W_0 = 20\mu\text{m}$ (small-waist regime) with and without random noise, respectively; **(c,d)** $W_0 = 100\mu\text{m}$ (large-waist regime) with and without random noise, respectively. All the configurations present a significant deviation from the exponential distribution, signature of presence of RWs.