

Universal One-Dimensional Cellular Automata Derived for Turing Machines and its Dynamical Behaviour*

Sergio J. Martínez¹, Iván M. Mendoza¹
Genaro J. Martínez^{1,2}, Shigeru Ninagawa³

July 10, 2019

¹ Laboratorio de Ciencias de la Computación, Escuela Superior de Cómputo,
Instituto Politécnico Nacional, México

serj1495@gmail.com, manzanoivan95@gmail.com

² Unconventional Computing Lab, University of the West of England, Bristol,
United Kingdom.

genaro.martinez@uwe.ac.uk

³ Kanazawa Institute of Technology, Hakusan, Japan

ninagawa@infor.kanazawa-it.ac.jp

Abstract

Universality in cellular automata theory is a central problem studied and developed from their origins by John von Neumann. In this paper, we present an algorithm where any Turing machine can be converted to one-dimensional cellular automaton with a 2-linear time and display its spatial dynamics. Three particular Turing machines are converted in three universal one-dimensional cellular automata, they are: binary sum, rule 110 and a universal reversible Turing machine.

1 Introduction

In this paper, we research the spacial dynamics of Turing machines as discrete dynamical systems and its conversion as cellular automata. Cellular automata are dynamical systems that evolve in states and time discrete. Historically cellular automata are used recurrently to explore novel unconventional domains of computability across of signals, gliders, particles, waves, and mobile self-localization interactions [7, 22, 29, 1, 12, 11, 17, 31].

**International Journal of Unconventional Computing*. <https://www.oldcitypublishing.com/journals/ijuc-home/ijuc-issue-contents/ijuc-volume-14-number-2-2019/ijuc-14-2-p-121-138/>

Turing machines are computable models invented by Alan Turing in 1936 to proof if a problem has a solution or not [26, 24, 5]. The behaviour of such machine is displayed as a sequence of instantaneous descriptions, which describes a string on an infinite tape where every instantaneous description is determined by the sequential selection of a rule from a finite set of rules. If such sequence of instantaneous descriptions reaches a final state or cannot do more descriptions hence the computation is done.

Frequently the construction of computers in cellular automata are handled just with primitive signals (classic examples include von Neumann rule [27], Codd [3], Banks [2]) or with non-trivial patterns known as gliders, particles, waves or self-localizations (classic examples include the Game of Life [6], Rule 110 [4, 30]), and recently by packages of signals ([18, 10]). Actually, we have some Turing machines implemented in cellular automata, one of them in the Game of Life by Paul Rendell [23] and in one dimension by Smith [25] and other by Lindgren and Nordahl [9].

The paper has the next structure. Initially, we introduce basic concepts to Turing machines and cellular automata. Later, we show an algorithm able to convert a Turing machine to its equivalent one-dimensional cellular automaton. Finally, we show conversions of three particular Turing machines to three one-dimensional cellular automata.

2 Basic concepts

2.1 Turing machines

A Turing machine is defined as a 7-tuple $M = (Q, \Sigma, \Gamma, \delta, q_0, B, F)$, where Q is the finite set of states, Σ the alphabet of input symbols, Γ is the complete set of symbols in the tape, δ the transition function, q_0 the start state, B the blank symbol and F the set of final or accepting states. The transition function determines relations between a state with a symbol to other state, as follows: $\delta(q, X) \rightarrow (p, Y, D) \forall q, p \in Q$ and $X, Y \in \Gamma$, and a direction D (left or right). This way, the language that a Turing machine can recognize is defined as $L(M) = \{w \mid q_0 w \vdash^* I \forall I \in F\}$, where w is a string of L and \vdash denotes a move of a Turing machine [8, 16].

2.2 Cellular automata

One-dimensional cellular automata is represented by an array of *cells* x_i where $i \in Z$ and each x takes a value from a finite alphabet Σ . Thus, a sequence of cells $\{x_i\}$ of finite length n describes a string or *global configuration* c on Σ . The set of finite configurations will be expressed as Σ^n . An evolution is comprised by a sequence of configurations $\{c_i\}$ produced by the mapping $\Phi : \Sigma^n \rightarrow \Sigma^n$; thus the global relation is symbolized as: $\Phi(c^t) \rightarrow c^{t+1}$, where t represents time and every global state of c is defined by a sequence of cell states. The global relation is determined over the cell states in configuration c^t updated

at the next configuration c^{t+1} simultaneously by a local function φ as follows: $\varphi(x_{i-r}^t, \dots, x_i^t, \dots, x_{i+r}^t) \rightarrow x_i^{t+1}$. Wolfram represents one-dimensional cellular automata with two parameters (k, r) , where $k = |\Sigma|$ is the number of states, and r is the neighbourhood radius. In this domain, we have that Σ^n determines the number of neighbourhoods of size $n = 2r + 1$, and k^{k^n} represents the number of distinct evolution rules [28, 14].

3 Converting a Turing machine to a one-dimensional cellular automaton

In 1971 [25], Alvy Smith III proved that a Turing machine of m internal states and n tape symbols in 2-linear time can be simulated by a one-dimensional cellular automaton with a neighbourhood of radius $r = 1$ and $m + 2n$ colours (cellular automata states). Later in 1990 [9], Lindgren and Nordahl pointed that not all $m + 2n$ colours is necessary to accomplish this and asserted that $m + |\{(state, direction) \mid \exists \delta(p, X) = (state, X', direction)\}|$ colours are necessary. It is m plus the cardinality of the set of pairs $(state, direction)$ such that it is possible for the machine to reach such state by moving in such direction. Nevertheless, this number of colours is not enough to do the simulation according to the idea shown by Smith, since there are needed at least 2 colours to represent the machine's head when it moves to the left. This way, the smaller number of colours required to accomplish this particular simulation is $m + n + |\{state \mid \exists \delta(p, X) = (state, X', left)\}|$ (m plus n plus the cardinality of the set of states that can be reached by moving to the left).

3.1 Algorithm construction

To an arbitrary Turing machine $M = (Q, \Sigma_M, \Gamma, \delta, q_0, B, F)$ there exists a one-dimensional equivalent cellular automaton C with an alphabet Σ_C and radius $r = 1$. So, it is constructed from [9], as following.

$\Sigma_C = \Sigma_M \cup Q \cup Q'$, where Q' is a set of auxiliary symbols that will help to simulate the movements of the head to the left. So, the number of auxiliary symbols for the cellular automaton will be $|Q'| \leq |Q|$. Note that Σ_C is formed by the union of a set of tape symbols Σ_M and a set of states Q . This is possible because they are both treated just as sets of symbols and not as symbols and states separately.

The movements to the right $\delta(p, X) = (q, Y, right)$ for a cellular automaton is defined in the next way:

$$\begin{aligned} \varphi(Z_1, p, X) &\rightarrow Y. \\ \varphi(p, X, Z_2) &\rightarrow q. \end{aligned}$$

where n is a natural number on Z_n and indicates every symbol on Σ_C . That means that for every rule shown, there are defined $|\Sigma_C|$ rules on φ . By applying this rules, we get a behaviour like this,

where $\sigma_1, \sigma_2 \in \Sigma_M$. Finally, for the Turing machine's transitions to the left, $\delta(p, X) = (q, Y, left)$, we define the following rules on φ .

Table 1: Simulation of the head movements to the right

σ_1	p	X	σ_2
σ_1	Y	q	σ_2

$$\varphi(Z_1, p, X) \rightarrow q'.$$

$$\varphi(p, X, Z_2) \rightarrow Y.$$

$q' \in Q'$ is a new symbol and it is an auxiliary symbol which indicates that in the next time step the head of the machine will move to the left. To simulate this one, we need add the next rule.

$$\varphi(Z_1, Z_2, q') \rightarrow q.$$

$$\varphi(Z_1, q', Z_2) \rightarrow Z_1.$$

By applying these rules, we get a behaviour like this ($\sigma_1, \sigma_2 \in \Sigma_M$):

Table 2: Simulation of the head movements to the left

σ_1	p	X	σ_2
σ_1	q'	Y	σ_2
q	σ_1	Y	σ_2

Note that the simulation of a Turing machine by using these rules will take at most twice the time used by the Turing machine itself.

3.2 Algorithm description

By generalizing the sets of rules shown, we can build an algorithm such that, given a Turing machine M as input produces an equivalent cellular automaton C .

Note that the cycle at the end of the algorithm that takes $O(n^3)$ time, where $n = |\Sigma_C|$. It is only used to indicate that every undefined combination of symbols will keep constant. By taking this for granted, the algorithm takes just $O(m * o)$ time where $m = |Q|$ and $o = |\Sigma_M|$.

3.3 Simulation ending

The halting condition is well specified for Turing machines but not for cellular automata. For a cellular automaton C the simulation of a Turing machine ends when the global configuration w remains constant. This way, the automaton has finished the analysis of the string ω_0 at a time step t when $\omega_t = \omega_{t+1}$.

Similarly, we say the string ω_0 has been accepted by C if $\omega_t = \alpha f \beta$ where $f \in F$, once C has ended the simulation at a time step t .




Figure 1: Behaviour of the Turing machine M and its equivalent cellular automaton C_{BS} for the input string $= 00101 + 00101 =$. (left) Representation of the symbols. (center) Turing machine dynamics. (right) Cellular automaton dynamics.

Data: Turing machine, $M = (Q, \Sigma_M, \Gamma, \delta, q_0, B, F)$
Result: One-dimensional cellular automaton, C
 $\Sigma_C = \Sigma_M \cup Q$;
 $\varphi = \emptyset$;
for every $p \in Q, X \in \Sigma_M$ such that $\delta(p, X) = (q, Y, D)$ **do**
 if $D = Right$ **then**
 Add $Z_1pX \rightarrow Y$ to φ ;
 Add $pXZ_1 \rightarrow q$ to φ ;
 end
 if $D = Left$ **then**
 if $q' \notin \Sigma_C$ **then**
 Add q' to Σ_C ;
 Add $Z_1Z_2q' \rightarrow q$ to φ ;
 Add $Z_1q'Z_2 \rightarrow Z_1$ to φ ;
 end
 Add $Z_1pX \rightarrow q'$ to φ ;
 Add $pXZ_1 \rightarrow Y$ to φ ;
 end
end
for every undefined $\varphi(W_1, W_2, W_3), W_1, W_2, W_3 \in \Sigma_C$ **do**
 Add $W_1W_2W_3 \rightarrow W_2$ to φ ;
end

4 Universal cellular automata from Turing machines

4.1 Binary sum

A classic example in computer science is the design of computable functions performing arithmetical operations. In this way, a Turing machine performing sum is our first case of study.

Let $M = (Q_M, \Sigma_M, \Gamma, \delta, q_0, B, F)$ be a Turing machine capable of recognizing strings of the form $= a + b =$, where a, b are binary numbers and returning $a + b$ (this machine was presented in [16, 15]). $Q_M = \{a, Q0, dig, zle, ole, zad, oad, car, new, rig, lef, fin\}$, $\Sigma_M = \{=, 1, 0, +\}$, $\Gamma = \{=, 1, 0, +, y, b, B\}$ and δ is the transition function shown in the Table 3. $q_0 = a$ is the initial state of the machine and B is the blank symbol.

The behaviour of the Turing machine M for the input string $= 00101 + 00101 =$, is shown in Fig. 3(center). By using M as input for the algorithm described, we get a cellular automaton C_{BS} , thich behaves almost as M . This is shown in Fig. 3(right). As we can see, the inputs and outputs of both M and C_{BS} are the same, that means the simulation was done properly. However, the behaviour of both models is not exactly alike; C_{BS} takes twice the time of M to move its head to the left. The set of rules defined for C_{BS} is shown in Table 4.




Figure 2: Dynamical behaviour of the Turing machine M and its equivalent cellular automaton C_{R110} for the input string 101100. (left) Representation of the symbols. (center) Turing machine dynamics. (right) Cellular automaton dynamics.

Table 3: Transition table for the binary sum Turing machine (13, 7).

State	=	1	0	+	B	y	b
<i>a</i>	<i>a</i> , =, <i>R</i>	<i>a</i> , 1, <i>R</i>	<i>a</i> , 0, <i>R</i>	<i>a</i> , +, <i>R</i>	<i>Q0</i> , <i>B</i> , <i>L</i>		
<i>dig</i>	<i>dig</i> , <i>B</i> , <i>L</i>						
<i>zle</i>		<i>ole</i> , =, <i>L</i>	<i>zle</i> , =, <i>L</i>	<i>lef</i> , +, <i>L</i>			
<i>ole</i>		<i>zle</i> , 1, <i>L</i>	<i>zle</i> , 0, <i>L</i>	<i>zad</i> , +, <i>L</i>			
<i>zad</i>	<i>new</i> , <i>y</i> , <i>L</i>	<i>ole</i> , 1, <i>L</i>	<i>ole</i> , 0, <i>L</i>	<i>oad</i> , +, <i>L</i>		<i>zad</i> , <i>y</i> , <i>L</i>	<i>zad</i> , <i>b</i> , <i>L</i>
<i>oad</i>	<i>new</i> , <i>b</i> , <i>L</i>	<i>rig</i> , <i>b</i> , <i>R</i>	<i>rig</i> , <i>y</i> , <i>R</i>			<i>oad</i> , <i>y</i> , <i>L</i>	<i>oad</i> , <i>b</i> , <i>L</i>
<i>car</i>	<i>new</i> , 1, <i>L</i>	<i>car</i> , <i>y</i> , <i>L</i>	<i>rig</i> , <i>B</i> , <i>R</i>				
<i>new</i>		<i>car</i> , 0, <i>L</i>	<i>rig</i> , 1, <i>R</i>		<i>rig</i> , =, <i>R</i>		
<i>rig</i>	<i>dig</i> , <i>B</i> , <i>L</i>	<i>rig</i> , 1, <i>R</i>	<i>rig</i> , 0, <i>R</i>	<i>rig</i> , +, <i>R</i>		<i>rig</i> , <i>y</i> , <i>R</i>	<i>rig</i> , <i>b</i> , <i>R</i>
<i>lef</i>	<i>fin</i> , <i>B</i> , <i>R</i>	<i>lef</i> , 1, <i>L</i>	<i>lef</i> , 0, <i>L</i>			<i>lef</i> , <i>y</i> , <i>L</i>	<i>lef</i> , <i>b</i> , <i>L</i>
<i>fin</i>		<i>fin</i> , 1, <i>R</i>	<i>fin</i> , 0, <i>R</i>	<i>halt</i> , <i>B</i> , <i>R</i>		<i>fin</i> , 0, <i>R</i>	<i>fin</i> , 1, <i>R</i>
<i>halt</i>							

The input string for both M and C_{BS} is $= 00101 + 00101 =$. The instantaneous description of M when it stops is $01010B'halt'B$. The global configuration of C_{BS} at the end of the simulation is $\dots B01010B'halt'B \dots$

4.2 Rule 110

The second case of study is the famous elementary cellular automaton Rule 110, for details see [13, 19].¹ This rule is computationally universal simulating a cyclic tag system with a complicated system of gliders and collisions, for details see [30, 20].²

Let the Turing machine be $M = (Q_M, \Sigma_M, \Gamma, \delta, q_0, B)$ capable of simulating the behaviour of the elementary cellular automaton Rule 110. This machine is one of several proposed with the same capacities described in Cook's paper [4]. This way, $Q_M = \{S_{x0}, S_{01}, S_{11}, S_B\}$ is the set of states of the machine, $\Sigma_M = \{0, 1\}$ is the set of input symbols, $\Gamma = \{0, 1, B\}$ is the complete set of tape symbols, δ is the transition function shown in Table 5, $q_0 = a$ is the initial state of the machine and B is the blank symbol.

Following the algorithm, we have the whole set of rules defined for the cellular automaton C_{R110} to simulate M in Table 5.

The input string for both M and C_{R110} machines is 1011000 . The instantaneous description of M when it stops is $00001111 1110100S_{x0}B$ (Fig. 2 center). The global configuration of C_{R110} at the end of the simulation is $\dots B00001111111010 0S_{x0}B \dots$ (Fig. 2 right).

We will note that in this system is not relevant a halt condition because the goal is yield the belong string. In a cellular space for Rule 110 starting with the string 1011 , it yields the string 111111101 five generations later.

4.3 Reversible Turing machine

In our last case, we consider a special kind of Turing machines that are reversible in its table transitions. It is an universal reversible Turing machine able to

¹Rule 110 repository. <http://uncomp.uwe.ac.uk/genaro/Rule110.html>

²Cyclic tag system working in Rule 110. <http://uncomp.uwe.ac.uk/genaro/rule110/ctsRule110.html>

Table 4: Set of rules defined for C_{BS} to simulate M .

$u(x)$		$f(u(x))$		equivalent M transitions
Z_1	Z_2	$Q0'$	$Q0$	-
Z_1	Z_2	dig'	dig	-
Z_1	Z_2	zle'	zle	-
Z_1	Z_2	ole'	ole	-
Z_1	Z_2	zad'	zad	-
Z_1	Z_2	oad'	oad	-
Z_1	Z_2	car'	car	-
Z_1	Z_2	new'	new	-
Z_1	Z_2	lef'	lef	-
Z_1	a	$=$	$=$	$\delta(a, =) = (a, =, right)$
a	$=$	Z_1	a	
Z_1	a	1	1	$\delta(a, 1) = (a, 1, right)$
a	1	Z_1	a	
Z_1	a	0	0	$\delta(a, 0) = (a, 0, right)$
a	0	Z_1	a	
Z_1	a	$+$	$+$	$\delta(a, +) = (a, +, right)$
a	$+$	Z_1	a	
Z_1	a	B	$Q0'$	$\delta(a, B) = (Q0, B, left)$
a	B	Z_1	B	
Z_1	$Q0$	$=$	dig'	$\delta(Q0, =) = (dig, B, left)$
$Q0$	$=$	Z_1	B	
Z_1	dig	0	zle'	$\delta(dig, 0) = (zle, =, left)$
dig	0	Z_1	$=$	
Z_1	dig	1	ole'	$\delta(dig, 1) = (ole, =, left)$
dig	1	Z_1	$=$	
Z_1	dig	$+$	lef'	$\delta(dig, +) = (lef, +, left)$
dig	$+$	Z_1	$+$	
Z_1	zle	0	zle'	$\delta(zle, 0) = (zle, 0, left)$
zle	0	Z_1	0	
Z_1	zle	1	zle'	$\delta(zle, 1) = (zle, 1, left)$
zle	1	Z_1	1	
Z_1	zle	$+$	zad'	$\delta(zle, +) = (zad, +, left)$
zle	$+$	Z_1	$+$	
Z_1	ole	0	ole'	$\delta(ole, 0) = (ole, 0, left)$
ole	0	Z_1	0	
Z_1	ole	1	ole'	$\delta(ole, 1) = (ole, 1, left)$
ole	1	Z_1	1	
Z_1	ole	$+$	oad'	$\delta(ole, +) = (oad, +, left)$
ole	$+$	Z_1	$+$	
Z_1	zad	y	zad'	$\delta(zad, y) = (zad, y, left)$
zad	y	Z_1	y	
Z_1	zad	b	zad'	$\delta(zad, b) = (zad, b, left)$
zad	b	Z_1	b	
Z_1	zad	0	y	$\delta(zad, 0) = (rig, y, right)$
zad	0	Z_1	rig	
Z_1	zad	1	b	$\delta(zad, 1) = (rig, b, right)$
zad	1	Z_1	rig	

Z_1	zad	$=$	new'	
zad	$=$	Z_1	y	$\delta(zad, =) = (new, y, left)$
Z_1	oad	y	oad'	
oad	y	Z_1	y	$\delta(oad, y) = (oad, y, left)$
Z_1	oad	b	oad'	
oad	b	Z_1	b	$\delta(oad, b) = (oad, b, left)$
Z_1	oad	0	b	
oad	0	Z_1	rig	$\delta(oad, 0) = (rig, b, right)$
Z_1	oad	1	car'	
oad	1	Z_1	y	$\delta(oad, 1) = (car, y, left)$
Z_1	oad	$=$	new'	
oad	$=$	Z_1	b	$\delta(oad, =) = (new, b, left)$
Z_1	car	0	1	
car	0	Z_1	rig	$\delta(car, 0) = (rig, 1, right)$
Z_1	car	1	car'	
car	1	Z_1	0	$\delta(car, 1) = (car, 0, left)$
Z_1	car	$=$	new'	
car	$=$	Z_1	1	$\delta(car, =) = (new, 1, left)$
Z_1	new	B	$=$	
new	B	Z_1	rig	$\delta(new, B) = (rig, =, right)$
Z_1	rig	0	0	
rig	0	Z_1	rig	$\delta(rig, 0) = (rig, 0, right)$
Z_1	rig	1	1	
rig	1	Z_1	rig	$\delta(rig, 1) = (rig, 1, right)$
Z_1	rig	y	y	
rig	y	Z_1	rig	$\delta(rig, y) = (rig, y, right)$
Z_1	rig	b	b	
rig	b	Z_1	rig	$\delta(rig, b) = (rig, b, right)$
Z_1	rig	$+$	$+$	
rig	$+$	Z_1	rig	$\delta(rig, +) = (rig, +, right)$
Z_1	rig	$=$	dig'	
rig	$=$	Z_1	B	$\delta(rig, =) = (dig, B, left)$
Z_1	lef	0	lef'	
lef	0	Z_1	0	$\delta(lef, 0) = (lef, 0, left)$
Z_1	lef	1	lef'	
lef	1	Z_1	1	$\delta(lef, 1) = (lef, 1, left)$
Z_1	lef	y	lef'	
lef	y	Z_1	y	$\delta(lef, y) = (lef, y, left)$
Z_1	lef	b	lef'	
lef	b	Z_1	b	$\delta(lef, b) = (lef, b, left)$
Z_1	lef	$=$	B	
lef	$=$	Z_1	fin	$\delta(lef, =) = (fin, B, right)$
Z_1	fin	0	0	
fin	0	Z_1	fin	$\delta(fin, 0) = (fin, 0, right)$
Z_1	fin	1	1	
fin	1	Z_1	fin	$\delta(fin, 1) = (fin, 1, right)$
Z_1	fin	y	0	
fin	y	Z_1	fin	$\delta(fin, y) = (fin, 0, right)$
Z_1	fin	b	1	
fin	b	Z_1	fin	$\delta(fin, b) = (fin, 1, right)$
Z_1	fin	$+$	B	
fin	$+$	Z_1	$halt$	$\delta(fin, +) = (halt, B, right)$




Figure 3: Dynamical behaviour of the Turing machine M and its equivalent cellular automaton C_{UR} for the input string $***NYNNNY * YNN * b$NNYNYN$. (left) Representation of the symbols. (center) Turing machine dynamics. (right) Cellular automaton dynamics.

Table 5: Turing machine transition table that simulate Rule 110.

state	0	1	B
S_{x0}	$S_{x0}, 0, R$	$S_{01}, 1, R$	$S_B, 0, L$
S_{01}	$S_{x0}, 1, R$	$S_{11}, 1, R$	
S_{11}	$S_{x0}, 1, R$	$S_{11}, 0, R$	
S_B	$S_B, 0, L$	$S_B, 1, L$	$S_{x0}, 0, R$

Table 6: Set of rules defined for C_{R110} to simulate M .

$u(x)$			$f(u(x))$	equivalent M transitions
Z_1	Z_2	S'_B	S_B	-
Z_1	S_{x0}	0	0	$\delta(S_{x0}, 0) = (S_{x0}, 0, right)$
S_{x0}	0	Z_1	S_{x0}	
Z_1	S_{x0}	1	1	$\delta(S_{x0}, 1) = (S_{01}, 1, right)$
S_{x0}	1	Z_1	S_{01}	
Z_1	S_{x0}	B	S'_B	$\delta(S_{x0}, B) = (S_B, 0, left)$
S_{x0}	B	Z_1	0	
Z_1	S_{01}	0	1	$\delta(S_{01}, 0) = (S_{x0}, 1, right)$
S_{01}	0	Z_1	S_{x0}	
Z_1	S_{01}	1	1	$\delta(S_{01}, 1) = (S_{11}, 1, right)$
S_{01}	1	Z_1	S_{11}	
Z_1	S_{11}	0	1	$\delta(S_{11}, 0) = (S_{x0}, 1, right)$
S_{11}	0	Z_1	S_{x0}	
Z_1	S_{11}	1	0	$\delta(S_{11}, 1) = (S_{11}, 0, right)$
S_{11}	1	Z_1	S_{11}	
Z_1	S_B	0	S'_B	$\delta(S_B, 0) = (S_B, 0, left)$
S_B	0	Z_1	0	
Z_1	S_B	1	S'_B	$\delta(S_B, 1) = (S_B, 1, left)$
S_B	1	Z_1	1	
Z_1	S_B	B	0	$\delta(S_B, B) = (S_{x0}, 0, right)$
S_B	B	Z_1	S_{x0}	

simulate any cyclic tag system proposed by Morita and Yamaguchi with 17 states and five symbols. For details see [21].

Let the Turing machine be $M = (Q_M, \Sigma_M, \Gamma, \delta, q_0, B)$ which is an universal reversible Turing machine. $Q_M = \{q_0, q_1, q_2, \dots, q_{16}, halt\}$ is the set of states of the machine, $\Sigma_M = \{Y, N, *, \$\}$ is the set of input symbols, $\Gamma = \{Y, N, *, \$, b\}$ is the complete set of tape symbols, δ is the transition function shown in the Table 7, q_0 is the initial state of the machine and b is the blank symbol.

As we did in the last two examples, we can observe that both, the behaviour of the Turing machine M (Fig. 3 center) and the behaviour of its equivalent cellular automaton C_{UR} (Fig. 3 right) differ only in the amount of time required to process the movements of the head to the left. The set of rules defined for C_{UR} is shown in Table 8.

The input string for both M and C_{UR} is $***NYNNNY * YNN * b\$N NYNYN$. The instantaneous description of M when it stops is $***NYNN NY*YNN*q_1bbNNYNYN\$NNNYN$. The global configuration of C_{UR} at the end of the simulation is $\dots b***NYNNNY*YNN*q_1bbNNY NYN\$NNNYNb \dots$

Table 7: Transition table for a universal reversible Turing machine (17, 5).

State	b	Y	N	$*$	$\$$
q_0	$q_2, \$, L$	$q_1, \$, L$	q_{13}, b, L		
q_1		q_1, Y, L	q_1, N, L	$q_0, *, R$	q_1, b, L
q_2	$q_3, *, L$	q_2, Y, L	q_2, N, L	$q_2, *, L$	
q_3	q_{12}, b, R	q_4, b, R	q_7, b, R	q_{10}, b, R	
q_4	q_5, Y, R	q_4, Y, R	q_4, N, R	$q_4, *, R$	$q_4, \$, R$
q_5	q_6, b, L				
q_6	q_3, Y, L	q_6, Y, L	q_6, N, L	$q_6, *, L$	$q_6, \$, L$
q_7	q_8, N, R	q_7, Y, R	q_7, N, R	$q_7, *, R$	$q_7, \$, R$
q_8	q_9, b, L				
q_9	q_3, N, L	q_9, Y, L	q_9, N, L	$q_9, *, L$	$q_9, \$, L$
q_{10}		q_{10}, Y, R	q_{10}, N, R	$q_{10}, *, R$	$q_{11}, \$, R$
q_{11}		q_{11}, Y, R	q_{11}, N, R	$q_{11}, *, R$	q_0, Y, R
q_{12}		q_{12}, Y, R	q_{12}, N, R	$q_{12}, *, R$	$q_3, \$, L$
q_{13}	$q_{14}, *, L$	q_{13}, Y, L	q_{13}, N, L	$q_{13}, *, L$	$q_{13}, \$, L$
q_{14}	q_{16}, b, R	q_{14}, Y, L	q_{14}, N, L	q_{15}, b, R	
q_{15}	q_0, N, R	q_{15}, Y, R	q_{15}, N, R	$q_{15}, *, R$	$q_{15}, \$, R$
q_{16}		q_{16}, Y, R	q_{16}, N, R	$q_{16}, *, R$	$q_{14}, \$, L$

5 Conclusions

We proved that one-dimensional cellular automata C_{BS} , C_{R110} , and C_{UR} are universal, simulating dynamics of Turing machines and exploring the spacial dynamics of conventional Turing machines in two dimensions such as cellular automata evolutions. This way, the algorithm proposed in this paper may convert any Turing machine to an equivalent one-dimensional cellular automaton.

The software developed (in Java) and used to calculate all simulations in the paper is free and available from the next link: http://uncomp.uwe.ac.uk/genaro/Papers/Thesis_files/maquinaTuring.java.tar.gz.

References

- [1] Andrew Adamatzky (Ed.). 2002. *Collision-Based Computing*, Springer.
- [2] Edwin R. Banks. 1971. Information and transmission in cellular automata, *PhD Dissertation*, Cambridge, MA, MIT.
- [3] Edward F. Codd. 1968. *Cellular Automata*, Academic Press, Inc. New York and London.
- [4] Matthew Cook (2004) Universality in Elementary Cellular Automata, *Complex Systems*, 15(1), 1–40.
- [5] Martin Davis (Ed.). 1965. *The Undecidable*, Raven Press Books.
- [6] Martin Gardner. 1970. Mathematical Games - The fantastic combinations of John H. Conway's new solitaire game Life, *Scientific American*, 223, 120–123.

Table 8: Set of rules defined for C_{UR} to simulate M .

$u(x)$			$f(u(x))$	equivalent M transitions
Z_1	Z_2	q_1	q_1	-
Z_1	Z_2	q_2	q_2	-
Z_1	Z_2	q_3	q_3	-
Z_1	Z_2	q_6	q_6	-
Z_1	Z_2	q_9	q_9	-
Z_1	Z_2	q_{13}	q_{13}	-
Z_1	Z_2	q_{14}	q_{14}	-
Z_1	q_0	b	q_2	$\delta(q_0, b) = (q_2, \$, Left)$
q_0	b	Z_1	$\$$	
Z_1	q_0	Y	q_1	$\delta(q_0, Y) = (q_1, \$, Left)$
q_0	Y	Z_1	$\$$	
Z_1	q_0	N	q_{13}	$\delta(q_0, N) = (q_{13}, b, Left)$
q_0	N	Z_1	b	
Z_1	q_1	Y	q_1	$\delta(q_1, Y) = (q_1, Y, Left)$
q_1	Y	Z_1	Y	
Z_1	q_1	N	q_1	$\delta(q_1, N) = (q_1, N, Left)$
q_1	N	Z_1	N	
Z_1	q_1	$*$	$*$	$\delta(q_1, *) = (q_0, *, Right)$
q_1	$*$	Z_1	q_0	
Z_1	q_1	$\$$	q_1	$\delta(q_1, \$) = (q_1, b, Left)$
q_1	$\$$	Z_1	b	
Z_1	q_2	b	q_3	$\delta(q_2, b) = (q_3, *, Left)$
q_2	b	Z_1	$*$	
Z_1	q_2	Y	q_2	$\delta(q_2, Y) = (q_2, Y, Left)$
q_2	Y	Z_1	Y	
Z_1	q_2	N	q_2	$\delta(q_2, N) = (q_2, N, Left)$
q_2	N	Z_1	N	
Z_1	q_2	$*$	q_2	$\delta(q_2, *) = (q_2, *, Left)$
q_2	$*$	Z_1	$*$	
Z_1	q_3	b	b	$\delta(q_3, b) = (q_{12}, b, Right)$
q_3	b	Z_1	q_{12}	
Z_1	q_3	Y	b	$\delta(q_3, Y) = (q_4, b, Right)$
q_3	Y	Z_1	q_4	
Z_1	q_3	N	b	$\delta(q_3, N) = (q_7, b, Right)$
q_3	N	Z_1	q_7	
Z_1	q_3	$*$	b	$\delta(q_3, *) = (q_{10}, b, Right)$
q_3	$*$	Z_1	q_{10}	
Z_1	q_4	b	Y	$\delta(q_4, b) = (q_5, Y, Right)$
q_4	b	Z_1	q_5	
Z_1	q_4	Y	Y	$\delta(q_4, Y) = (q_4, Y, Right)$
q_4	Y	Z_1	q_4	
Z_1	q_4	N	N	$\delta(q_4, N) = (q_4, N, Right)$
q_4	N	Z_1	q_4	
Z_1	q_4	$*$	$*$	$\delta(q_4, *) = (q_4, *, Right)$
q_4	$*$	Z_1	q_4	
Z_1	q_4	$\$$	$\$$	$\delta(q_4, \$) = (q_4, \$, Right)$
q_4	$\$$	Z_1	q_4	
Z_1	q_5	b	q_6	$\delta(q_5, b) = (q_6, b, Left)$
q_5	b	Z_1	b	

Z_1	q_6	b	q_3	$\delta(q_6, b) = (q_3, Y, Left)$
q_6	b	Z_1	Y	
Z_1	q_6	Y	q_6	$\delta(q_6, Y) = (q_6, Y, Left)$
q_6	Y	Z_1	Y	
Z_1	q_6	N	q_6	$\delta(q_6, N) = (q_6, N, Left)$
q_6	N	Z_1	N	
Z_1	q_6	$*$	q_6	$\delta(q_6, *) = (q_6, *, Left)$
q_6	$*$	Z_1	$*$	
Z_1	q_6	$\$$	q_6	$\delta(q_6, \$) = (q_6, \$, Left)$
q_6	$\$$	Z_1	$\$$	
Z_1	q_7	b	N	$\delta(q_7, b) = (q_8, N, Right)$
q_7	b	Z_1	q_8	
Z_1	q_7	Y	Y	$\delta(q_7, Y) = (q_7, Y, Right)$
q_7	Y	Z_1	q_7	
Z_1	q_7	N	N	$\delta(q_7, N) = (q_7, N, Right)$
q_7	N	Z_1	q_7	
Z_1	q_7	$*$	$*$	$\delta(q_7, *) = (q_7, *, Right)$
q_7	$*$	Z_1	q_7	
Z_1	q_7	$\$$	$\$$	$\delta(q_7, \$) = (q_7, \$, Right)$
q_7	$\$$	Z_1	q_7	
Z_1	q_8	b	q_9	$\delta(q_8, b) = (q_9, b, Left)$
q_8	b	Z_1	b	
Z_1	q_9	b	q_3	$\delta(q_9, b) = (q_3, N, Left)$
q_9	b	Z_1	N	
Z_1	q_9	Y	q_9	$\delta(q_9, Y) = (q_9, Y, Left)$
q_9	Y	Z_1	Y	
Z_1	q_9	N	q_9	$\delta(q_9, N) = (q_9, N, Left)$
q_9	N	Z_1	N	
Z_1	q_9	$*$	q_9	$\delta(q_9, *) = (q_9, *, Left)$
q_9	$*$	Z_1	$*$	
Z_1	q_9	$\$$	q_9	$\delta(q_9, \$) = (q_9, \$, Left)$
q_9	$\$$	Z_1	$\$$	
Z_1	q_{10}	Y	Y	$\delta(q_{10}, Y) = (q_{10}, Y, Right)$
q_{10}	Y	Z_1	q_{10}	
Z_1	q_{10}	N	N	$\delta(q_{10}, N) = (q_{10}, N, Right)$
q_{10}	N	Z_1	q_{10}	
Z_1	q_{10}	$*$	$*$	$\delta(q_{10}, *) = (q_{10}, *, Right)$
q_{10}	$*$	Z_1	q_{10}	
Z_1	q_{10}	$\$$	$\$$	$\delta(q_{10}, \$) = (q_{11}, \$, Right)$
q_{10}	$\$$	Z_1	q_{11}	
Z_1	q_{11}	Y	Y	$\delta(q_{11}, Y) = (q_{11}, Y, Right)$
q_{11}	Y	Z_1	q_{11}	
Z_1	q_{11}	N	N	$\delta(q_{11}, N) = (q_{11}, N, Right)$
q_{11}	N	Z_1	q_{11}	
Z_1	q_{11}	$*$	$*$	$\delta(q_{11}, *) = (q_{11}, *, Right)$
q_{11}	$*$	Z_1	q_{11}	
Z_1	q_{11}	$\$$	Y	$\delta(q_{11}, \$) = (q_0, Y, Right)$
q_{11}	$\$$	Z_1	q_0	
Z_1	q_{12}	Y	Y	$\delta(q_{12}, Y) = (q_{12}, Y, Right)$
q_{12}	Y	Z_1	q_{12}	
Z_1	q_{12}	N	N	$\delta(q_{12}, N) = (q_{12}, N, Right)$
q_{12}	N	Z_1	q_{12}	
Z_1	q_{12}	$*$	$*$	$\delta(q_{12}, *) = (q_{12}, *, Right)$
q_{12}	$*$	Z_1	q_{12}	
Z_1	q_{12}	$\$$	q_3	$\delta(q_{12}, \$) = (q_3, \$, Left)$
q_{12}	$\$$	Z_1	$\$$	

Z_1	q_{13}	b	q'_{14}	$\delta(q_{13}, b) = (q_{14}, *, Left)$
q_{13}	b	Z_1	$*$	
Z_1	q_{13}	Y	q'_{13}	$\delta(q_{13}, Y) = (q_{13}, Y, Left)$
q_{13}	Y	Z_1	Y	
Z_1	q_{13}	N	q'_{13}	$\delta(q_{13}, N) = (q_{13}, N, Left)$
q_{13}	N	Z_1	N	
Z_1	q_{13}	$*$	q'_{13}	$\delta(q_{13}, *) = (q_{13}, *, Left)$
q_{13}	$*$	Z_1	$*$	
Z_1	q_{13}	$\$$	q'_{13}	$\delta(q_{13}, \$) = (q_{13}, \$, Left)$
q_{13}	$\$$	Z_1	$\$$	
Z_1	q_{14}	b	b	$\delta(q_{14}, b) = (q_{15}, b, Right)$
q_{14}	b	Z_1	q_{15}	
Z_1	q_{14}	Y	q'_{14}	$\delta(q_{14}, Y) = (q_{14}, Y, Left)$
q_{14}	Y	Z_1	Y	
Z_1	q_{14}	N	q'_{14}	$\delta(q_{14}, N) = (q_{14}, N, Left)$
q_{14}	N	Z_1	N	
Z_1	q_{14}	$*$	b	$\delta(q_{14}, *) = (q_{14}, b, Right)$
q_{14}	$*$	Z_1	q_{14}	
Z_1	q_{15}	b	N	$\delta(q_{15}, b) = (q_0, N, Right)$
q_{15}	b	Z_1	q_0	
Z_1	q_{15}	Y	Y	$\delta(q_{15}, Y) = (q_{15}, Y, Right)$
q_{15}	Y	Z_1	q_{15}	
Z_1	q_{15}	N	N	$\delta(q_{15}, N) = (q_{15}, N, Right)$
q_{15}	N	Z_1	q_{15}	
Z_1	q_{15}	$*$	$*$	$\delta(q_{15}, *) = (q_{15}, *, Right)$
q_{15}	$*$	Z_1	q_{15}	
Z_1	q_{15}	$\$$	$\$$	$\delta(q_{15}, \$) = (q_{15}, \$, Right)$
q_{15}	$\$$	Z_1	q_{15}	
Z_1	q_{16}	Y	Y	$\delta(q_{16}, Y) = (q_{16}, Y, Right)$
q_{16}	Y	Z_1	q_{16}	
Z_1	q_{16}	N	N	$\delta(q_{16}, N) = (q_{16}, N, Right)$
q_{16}	N	Z_1	q_{16}	
Z_1	q_{16}	$*$	$*$	$\delta(q_{16}, *) = (q_{16}, *, Right)$
q_{16}	$*$	Z_1	q_{16}	
Z_1	q_{16}	$\$$	q'_{14}	$\delta(q_{16}, \$) = (q_{14}, \$, Left)$
q_{16}	$\$$	Z_1	$\$$	

- [7] Anthony J. G. Hey. 1998. *Feynman and computation: exploring the limits of computers*, Perseus Books.
- [8] John E. Hopcroft and Jeffrey D. Ullman. 1979. *Introduction to Automata Theory Languages, and Computation*, Reading: Addison-Wesley Publishing Company.
- [9] Kristian Lindgren and Mats G. Nordahl. 1990. Universal Computation in Simple One-Dimensional Cellular Automata, *Complex Systems*, 4, 229–318.
- [10] Genaro J. Martínez, Andrew Adamatzky, Kenichi Morita, and Maurice Margenstern. 2010. Computation with competing patterns in Life-like automaton, In: *Game of Life Automata*, A. Adamatzky (Ed.), Springer, chapter 27, pages 547–572.
- [11] Genaro J. Martínez, Andrew Adamatzky, and Kenichi Morita. 2018. Logical Gates via Gliders Collisions, In: *Reversibility and Universality*, A. Adamatzky (Ed.), Springer, chapter 9, 199–220.
- [12] Genaro J. Martínez, Andrew Adamatzky, Christopher R. Stephens, and Alejandro F. Hoefflich. 2011. Cellular automaton supercolliders, *International Journal of Modern Physics C*, 22(4), 419–439.
- [13] Harold V. McIntosh. 1999. Rule 110 as it relates to the presence of gliders, <http://delta.cs.cinvestav.mx/~mcintosh/comun/RULE110W/rule110.pdf>, accessed July 2018.
- [14] Harold V. McIntosh. 2009. *One Dimensional Cellular Automata*, Luniver Press.
- [15] Harold V. McIntosh and Gerardo Cisneros. 1990. The programming languages REC and convert, *SIGPLAN Notices*, 25(7), 81–94.
- [16] Marvin Minsky. 1967. *Computation: Finite and Infinite Machines*, Prentice Hall.
- [17] Genaro J. Martínez and Kenichi Morita. 2018. Conservative Computing in a One-dimensional Cellular Automaton with Memory, *Journal of Cellular Automata*, 13(4), 325–346.
- [18] Genaro J. Martínez, Kenichi Morita, Andrew Adamatzky, and Maurice Margenstern. 2010. Majority adder implementation by competing patterns in Life-like rule B2/S2345, *Lecture Notes in Computer Science*, 6079, 93–104.
- [19] Genaro J. Martínez, Harold V. McIntosh, and Juan C. S. T. Mora. 2006. Gliders in Rule 110, *International Journal of Unconventional Computing*, 2(1), 1–49.

- [20] Genaro J. Martínez, Harold V. McIntosh, Juan C. S. T. Mora, and Sergio V. Ch. Vergara. 2011. Reproducing the cyclic tag system developed by Matthew Cook with Rule 110 using the phases $f_{1,1}$, *Journal of Cellular Automata*, 6(2-3), 121–161.
- [21] Kenichi Morita and Yoshikazu Yamaguchi. 2007. A Universal Reversible Turing Machine, *Lecture Notes in Computer Science*, 4664, 90–98.
- [22] Norman Margolus, Tommaso Toffoli, and Gerard Y. Vichniac (1986) Cellular-Automata Supercomputers for Fluid Dynamics Modeling, *Physical Review Letters*, 56(16), 1694–1696.
- [23] Paul Rendell. 2016. *Turing Machine Universality of the Game of Life*, Springer.
- [24] Claude E. Shannon. 1956. A Universal Turing Machine with Two Internal States, *Automata Studies*, Princeton University Press, 157–165.
- [25] Alvy R. Smith III. 1971. Simple computation-universal cellular spaces, *J. of the Assoc. for Computing Machinery*, 18, 339–353.
- [26] Alan M. Turing. 1936. On computable numbers, with an application to the Entscheidungsproblem, *Proceedings of the London mathematical society*, 2(1), 230–265.
- [27] John von Neumann. 1966. *Theory of Self-reproducing Automata* (edited and completed by A. W. Burks), University of Illinois Press, Urbana and London.
- [28] Stephen Wolfram. 1984. Universality and complexity in cellular automata, *Physica D*, 10, 1–35.
- [29] Stephen Wolfram. 1988. Cellular Automata Supercomputing, In: *High Speed Computing: Scientific Applications and Algorithm Design*, R. B. Wilhelmson (Ed.), University of Illinois Press, pages 40–48.
- [30] Stephen Wolfram. 2002. *A New Kind of Science*, Wolfram Media, Inc., Champaign, Illinois.
- [31] Hector Zenil. 2012. On the Dynamic Qualitative Behaviour of Universal Computation, *Complex Systems*, 20(3), 265–278.