

H.E.S.S. observations of the flaring gravitationally lensed galaxy PKS 1830-211

H.E.S.S. Collaboration, H. Abdalla¹, F. Aharonian^{3,4,5}, F. Ait Benkhali³, E.O. Angüner¹⁹, M. Arakawa³⁹, C. Arcaro¹, C. Armand²³, M. Arrieta¹⁴, M. Backes^{8,1}, M. Barnard¹, Y. Becherini¹⁰, J. Becker Tjus¹¹, D. Berge³⁵, K. Bernlöhr³, R. Blackwell¹³, M. Böttcher¹, C. Boisson¹⁴, J. Bolmont¹⁵, S. Bonnefoy^{35,*}, P. Bordas³, J. Bregeon¹⁶, F. Brun^{17,*}, P. Brun¹⁷, M. Bryan⁹, M. Büchele³⁴, T. Bulik¹⁸, T. Bylund¹⁰, M. Capasso²⁷, S. Caroff²⁸, A. Carosi²³, S. Casanova^{20,3}, M. Cerruti^{15,44}, N. Chakraborty³, T. Chand¹, S. Chandra¹, R.C.G. Chaves^{16,21}, A. Chen²², S. Colafrancesco^{22,†}, B. Condon²⁵, I.D. Davids⁸, C. Deil³, J. Devin¹⁶, P. deWilt¹³, L. Dirson², A. Djannati-Atai²⁹, A. Dmytriiev¹⁴, A. Donath³, V. Doroshenko²⁷, L.O’C. Drury⁴, J. Dyks³², K. Egberts³³, G. Emery¹⁵, J.-P. Ernenwein¹⁹, S. Eschbach³⁴, S. Fegan²⁸, A. Fiasson²³, G. Fontaine²⁸, S. Funk³⁴, M. Füßling³⁵, S. Gabici²⁹, Y.A. Gallant¹⁶, F. Gaté²³, G. Giavitto³⁵, D. Glawion²⁴, J.F. Glicenstein^{17,*}, D. Gottschall²⁷, M.-H. Grondin²⁵, J. Hahn³, M. Haupt³⁵, G. Heinzlmann², G. Henri³⁰, G. Hermann³, J.A. Hinton³, W. Hofmann³, C. Hoischen³³, T. L. Holch⁷, M. Holler¹², D. Horns², D. Huber¹², H. Iwasaki³⁹, A. Jacholkowska^{15,†}, M. Jamrozy³⁶, D. Jankowsky³⁴, F. Jankowsky²⁴, L. Jouvin²⁹, I. Jung-Richardt³⁴, M.A. Kastendieck², K. Katarzyński³⁷, M. Katsuragawa⁴⁰, U. Katz³⁴, D. Khangulyan³⁹, B. Khélif²⁹, J. King²⁴, S. Klepser³⁵, W. Kluźniak³², Nu. Komin²², K. Kosack¹⁷, M. Kraus³⁴, G. Lamanna²³, J. Lau¹³, J. Lefaucheur¹⁴, A. Lemièrre²⁹, M. Lemoine-Goumard²⁵, J.-P. Lenain¹⁵, E. Leser³³, T. Lohse⁷, R. López-Coto³, M. Lorentz^{17,*}, I. Lypova³⁵, D. Malyshev²⁷, V. Marandon³, A. Marcowith¹⁶, C. Mariaud²⁸, G. Martí-Devesa¹², R. Marx³, G. Maurin²³, P.J. Meintjes³⁸, A.M.W. Mitchell^{3,43}, R. Moderski³², M. Mohamed²⁴, L. Mohrmann³⁴, C. Moore³¹, E. Moulin¹⁷, T. Murach³⁵, S. Nakashima⁴², M. de Naurois²⁸, H. Ndiyavala¹, F. Niederwanger¹², J. Niemiec²⁰, L. Oakes⁷, P. O’Brien³¹, H. Odaka⁴¹, S. Ohm³⁵, M. Ostrowski³⁶, I. Oya³⁵, M. Panter³, R.D. Parsons³, C. Perennes¹⁵, P.-O. Petrucci³⁰, B. Peyaud¹⁷, Q. Piel²³, S. Pita²⁹, V. Poireau²³, A. Priyana Noel³⁶, D.A. Prokhorov²², H. Prokoph³⁵, G. Pühlhofer²⁷, M. Punch^{29,10}, A. Quirrenbach²⁴, S. Raab³⁴, R. Rauth¹², A. Reimer¹², O. Reimer¹², M. Renaud¹⁶, F. Rieger³, L. Rinchuso¹⁷, C. Romoli³, G. Rowell¹³, B. Rudak³², E. Ruiz-Velasco³, V. Sahakian^{6,5}, S. Saito³⁹, D.A. Sanchez²³, A. Santangelo²⁷, M. Sasaki³⁴, R. Schlickeiser¹¹, F. Schüssler¹⁷, A. Schulz³⁵, H. Schutte¹, U. Schwanke⁷, S. Schwemmer²⁴, M. Seglar-Arroyo¹⁷, M. Senniappan¹⁰, A.S. Seyffert¹, N. Shafi²², I. Shilon³⁴, K. Shiningayamwe⁸, R. Simoni⁹, A. Sinha²⁹, H. Sol¹⁴, A. Specovius³⁴, M. Spir-Jacob²⁹, Ł. Stawarz³⁶, R. Steenkamp⁸, C. Stegmann^{33,35}, C. Steppa³³, T. Takahashi⁴⁰, J.-P. Tavernet¹⁵, T. Tavernier¹⁷, A.M. Taylor³⁵, R. Terrier²⁹, D. Tiziani³⁴, M. Tluczykont², C. Trichard²⁸, M. Tsirou¹⁶, N. Tsuji³⁹, R. Tuffs³, Y. Uchiyama³⁹, D.J. van der Walt¹, C. van Eldik³⁴, C. van Rensburg¹, B. van Soelen³⁸, G. Vasileiadis¹⁶, J. Veh³⁴, C. Venter¹, P. Vincent¹⁵, J. Vink⁹, F. Voisin¹³, H.J. Völk³, T. Vuillaume²³, Z. Wadiasingh¹, S.J. Wagner²⁴, R.M. Wagner²⁶, R. White³, A. Wierzcholska²⁰, R. Yang³, H. Yoneda⁴⁰, D. Zaborov²⁸, M. Zacharias¹, R. Zanin³, A.A. Zdziarski³², A. Zech¹⁴, A. Ziegler³⁴, J. Zorn³ and N. Żywucka³⁶

Accepted XXX. Received YYY; in original form ZZZ

arXiv:1904.05139v1 [astro-ph.HE] 10 Apr 2019

2 *H.E.S.S. Collaboration*

- ¹Centre for Space Research, North-West University, Potchefstroom 2520, South Africa
²Universität Hamburg, Institut für Experimentalphysik, Luruper Chaussee 149, D 22761 Hamburg, Germany
³Max-Planck-Institut für Kernphysik, P.O. Box 103980, D 69029 Heidelberg, Germany
⁴Dublin Institute for Advanced Studies, 31 Fitzwilliam Place, Dublin 2, Ireland
⁵National Academy of Sciences of the Republic of Armenia, Marshall Baghramian Avenue, 24, 0019 Yerevan, Republic of Armenia
⁶Yerevan Physics Institute, 2 Alikhanian Brothers St., 375036 Yerevan, Armenia
⁷Institut für Physik, Humboldt-Universität zu Berlin, Newtonstr. 15, D 12489 Berlin, Germany
⁸University of Namibia, Department of Physics, Private Bag 13301, Windhoek, Namibia
⁹GRAPPA, Anton Pannekoek Institute for Astronomy, University of Amsterdam, Science Park 904, 1098 XH Amsterdam, The Netherlands
¹⁰Department of Physics and Electrical Engineering, Linnaeus University, 351 95 Växjö, Sweden
¹¹Institut für Theoretische Physik, Lehrstuhl IV: Weltraum und Astrophysik, Ruhr-Universität Bochum, D 44780 Bochum, Germany
¹²Institut für Astro- und Teilchenphysik, Leopold-Franzens-Universität Innsbruck, A-6020 Innsbruck, Austria
¹³School of Physical Sciences, University of Adelaide, Adelaide 5005, Australia
¹⁴LUTH, Observatoire de Paris, PSL Research University, CNRS, Université Paris Diderot, 5 Place Jules Janssen, 92190 Meudon, France
¹⁵Sorbonne Université, Université Paris Diderot, Sorbonne Paris Cité, CNRS/IN2P3, Laboratoire de Physique Nucléaire et de Hautes Energies, LPNHE, 4 Place Jussieu, F-75252 Paris, France
¹⁶Laboratoire Univers et Particules de Montpellier, Université Montpellier, CNRS/IN2P3, CC 72, Place Eugène Bataillon, F-34095 Montpellier Cedex 5, France
¹⁷IRFU, CEA, Université Paris-Saclay, F-91191 Gif-sur-Yvette, France
¹⁸Astronomical Observatory, The University of Warsaw, Al. Ujazdowskie 4, 00-478 Warsaw, Poland
¹⁹Aix Marseille Université, CNRS/IN2P3, CPPM, Marseille, France
²⁰Instytut Fizyki Jądrowej PAN, ul. Radzikowskiego 152, 31-342 Kraków, Poland
²¹Funded by EU FP7 Marie Curie, grant agreement No. PIEF-GA-2012-332350
²²School of Physics, University of the Witwatersrand, 1 Jan Smuts Avenue, Braamfontein, Johannesburg, 2050 South Africa
²³Laboratoire d'Annecy de Physique des Particules, Univ. Grenoble Alpes, Univ. Savoie Mont Blanc, CNRS, LAPP, 74000 Annecy, France
²⁴Landessternwarte, Universität Heidelberg, Königstuhl, D 69117 Heidelberg, Germany
²⁵Université Bordeaux, CNRS/IN2P3, Centre d'Études Nucléaires de Bordeaux Gradignan, 33175 Gradignan, France
²⁶Oskar Klein Centre, Department of Physics, Stockholm University, Albanova University Center, SE-10691 Stockholm, Sweden
²⁷Institut für Astronomie und Astrophysik, Universität Tübingen, Sand 1, D 72076 Tübingen, Germany
²⁸Laboratoire Leprince-Ringuet, Ecole Polytechnique, CNRS/IN2P3, F-91128 Palaiseau, France
²⁹APC, AstroParticule et Cosmologie, Université Paris Diderot, CNRS/IN2P3, CEA/Irfu, Observatoire de Paris, Sorbonne Paris Cité, 10, rue Alice Domon et Léonie Duquet, 75205 Paris Cedex 13, France
³⁰Univ. Grenoble Alpes, CNRS, IPAG, F-38000 Grenoble, France
³¹Department of Physics and Astronomy, The University of Leicester, University Road, Leicester, LE1 7RH, United Kingdom
³²Nicolaus Copernicus Astronomical Center, Polish Academy of Sciences, ul. Bartycka 18, 00-716 Warsaw, Poland
³³Institut für Physik und Astronomie, Universität Potsdam, Karl-Liebknecht-Strasse 24/25, D 14476 Potsdam, Germany
³⁴Friedrich-Alexander-Universität Erlangen-Nürnberg, Erlangen Centre for Astroparticle Physics, Erwin-Rommel-Str. 1, D 91058 Erlangen, Germany
³⁵DESY, D-15738 Zeuthen, Germany
³⁶Obserwatorium Astronomiczne, Uniwersytet Jagielloński, ul. Orła 171, 30-244 Kraków, Poland
³⁷Centre for Astronomy, Faculty of Physics, Astronomy and Informatics, Nicolaus Copernicus University, Grudziadzka 5, 87-100 Torun, Poland
³⁸Department of Physics, University of the Free State, PO Box 339, Bloemfontein 9300, South Africa
³⁹Department of Physics, Rikkyo University, 3-34-1 Nishi-Ikebukuro, Toshima-ku, Tokyo 171-8501, Japan
⁴⁰Kavli Institute for the Physics and Mathematics of the Universe (Kavli IPMU), The University of Tokyo Institutes for Advanced Study (UTIAS), The University of Tokyo, 5-1-5 Kashiwa-no-Ha, Kashiwa City, Chiba, 277-8583, Japan
⁴¹Department of Physics, The University of Tokyo, 7-3-1 Hongo, Bunkyo-ku, Tokyo 113-0033, Japan
⁴²RIKEN, 2-1 Hirosawa, Wako, Saitama 351-0198, Japan
⁴³Now at Physik Institut, Universität Zürich, Winterthurerstrasse 190, CH-8057 Zürich, Switzerland
⁴⁴Now at Institut de Ciències del Cosmos (ICC UB), Universitat de Barcelona (IEEC-UB), Martí Franquès 1, E08028 Barcelona, Spain
* Corresponding author
† Deceased

ABSTRACT

PKS 1830-211 is a known macrolensed quasar located at a redshift of $z=2.5$. Its high-energy gamma-ray emission has been detected with the *Fermi-LAT* instrument and evidence for lensing was obtained by several authors from its high-energy data. Observations of PKS 1830-211 were taken with the H.E.S.S. array of Imaging Atmospheric Cherenkov Telescopes in August 2014, following a flare alert by the *Fermi-LAT* collaboration. The H.E.S.S. observations were aimed at detecting a gamma-ray flare delayed by 20-27 days from the alert flare, as expected from observations at other wavelengths. More than twelve hours of good quality data were taken with an analysis threshold of ~ 67 GeV. The significance of a potential signal is computed as a function of the date as well as the average significance over the whole period. Data are compared to simultaneous observations by *Fermi-LAT*. No photon excess or significant signal is detected. An upper limit on PKS 1830-211 flux above 67 GeV is computed and compared to the extrapolation of the *Fermi-LAT* flare spectrum.

Key words: Gravitational lensing: strong – gamma rays: galaxies – (cosmology): diffuse radiation

1 THE PKS 1830-211 GRAVITATIONALLY LENSED QUASAR

PKS 1830-211 is a high redshift ($z=2.5$ (Lidman et al. 1999)) Flat Spectrum Radio Quasar (FSRQ) which has been detected in all wavelengths from radio to high-energy gamma-rays. It is a known gravitationally lensed object with two compact images of the quasar nucleus visible in the radio (Jauncey et al. 1991) and optical (Meylan et al. 2005) passbands. The Einstein ring, well visible at radio frequencies, comes from the imaging of the quasar jet (Kochanek & Narayan 1992). The quasar source is lensed by a foreground galaxy at $z=0.89$ (Wiklind & Combes 1996). The angular size of the Einstein ring and separation of compact images is roughly 1 arcsecond so that it cannot be resolved with high-energy instruments such as H.E.S.S. (50 GeV-50 TeV range) or *Fermi-LAT* (100 MeV-100 GeV range). PKS 1830-211 is seen as a bright, high-energy source by the *Fermi-LAT* instrument and had several flaring periods during the decade of *Fermi-LAT* observations. PKS 1830-211 is listed in the 1FHL (Ackermann et al. 2013) and the 3FHL (Ajello et al. 2017) catalogues with a photon index above 10 GeV of 3.55 ± 0.34 which corresponds to the average "low-state" spectrum. No significant curvature in the spectrum was detected. Photons up to 35 GeV, potentially detectable by H.E.S.S. have been observed by *Fermi-LAT* (Ajello et al. 2017). Observations of these very high energy photons and the measurement of the very high energy tail of the spectrum would give useful constraints on EBL at redshift $z=2.5$.

Since the components of the lens cannot be resolved at high or very high energy, the evidence for lensing was searched indirectly on the observed light curve. Due to the different travel paths, the light curves of the two compact components of the lens have a relative time delay, measured in the radio (Lovell et al. 1998) and microwave (Wiklind & Combes 2001) pass-bands, of 26 ± 5 days. Barnacka et al. (2011) have studied the first three years of the *Fermi-LAT* light curve with cepstral and autocorrelation methods. Evidence for a delay of 27.5 ± 1.3 days was found with a 3σ significance. The time delay between the compact images of PKS 1830-211 was also studied by the *Fermi-LAT* collaboration (Abdo et al. 2015). They selected several flaring periods and calculated the autocorrelation function of the light curve. No significant peak was found. A possible peak of ~ 20 days was found with a 1-day

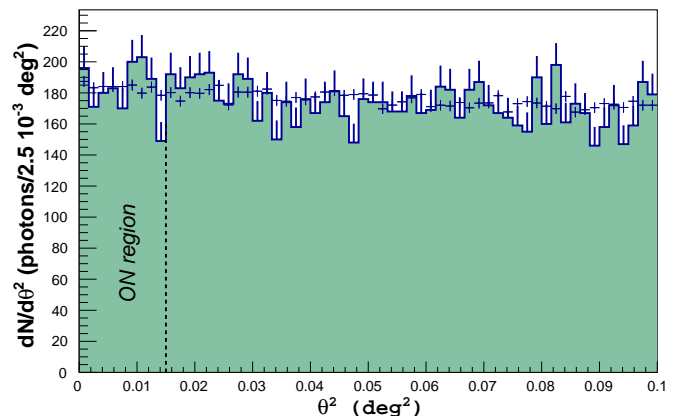


Figure 1. θ^2 plot of PKS 1830-211 obtained with the *Mono* reconstruction. The background, shown by crosses, is estimated with the ring background method.

binning of the data, which could be attributed to the ~ 20 days separation between two flaring events and perhaps to gravitational lensing. Barnacka et al. (2015) have argued that the time delay measured by high-energy instruments could be very different than the value measured by radio telescopes. The delay measured by Lovell et al. (1998) is obtained from the emission of the compact images. Since the jet of the PKS 1830-211 source is imaged close to the Einstein ring, the time difference between the initial burst and its lensed image can be much smaller if the source of high-energy emission is located inside the jet.

PKS 1830-211 is monitored by *Fermi-LAT* and its light curve is posted on the internet ¹ on a daily basis. H.E.S.S. observations of PKS 1830-211 were triggered by an alert posted by the *Fermi-LAT* team on August 2, 2014 (Krauss et al. 2014). The flare seen by the *Fermi-LAT* instrument started on July 27 and lasted ~ 4 days. The H.E.S.S. observations are described in Section 2 and data analysis in Section 3. The H.E.S.S. limits are compared to the *Fermi-LAT* signal in Section 4 and discussed in Section 5.

Corresponding authors, contact.hess@hess-experiment.eu

¹ https://fermi.gsfc.nasa.gov/ssc/data/access/lat/msl_lc/source/PKS_1830-211

Table 1. Analysis results of observations of PKS 1830-211 by H.E.S.S.

Reconstruction	N_{ON}	$N_{\text{background}}$	significance (σ)
<i>Mono</i>	1641	1649.2	-0.2
<i>Combined</i>	935	954.4	-0.6

2 H.E.S.S. OBSERVATIONS

The very-high-energy (50 GeV–50 TeV range) gamma-ray observatory of the H.E.S.S. collaboration consists of five Imaging Atmospheric Cherenkov Telescopes (IACTs) located in the Khomas Highland of Namibia ($23^{\circ} 16' 18'' \text{ S}$, $16^{\circ} 30' 1'' \text{ E}$), 1800 m above sea level. From January 2004 to October 2012, the array was a four-telescope instrument, with telescopes labeled CT1–4. Each of the telescopes, located at the corners of a square with a side length of 120 m has an effective mirror surface area of 107 m^2 , and is able to detect cosmic gamma-rays in the energy range 0.1–50 TeV. In October 2012, a fifth telescope CT5, with an effective mirror surface area of 600 m^2 and an improved camera (Bolmont et al. 2014) was installed at the center of the original square, giving access to energies below 100 GeV (H.E.S.S. Collaboration et al. 2017).

PKS 1830-211 was observed by the five telescopes of the H.E.S.S. IACT array between August 12 2014 and August 26 2014, to allow for the detection of delayed flares with time delays ranging from 20 to 27 days. The observations were taken at an average zenith angle of 12 degrees.

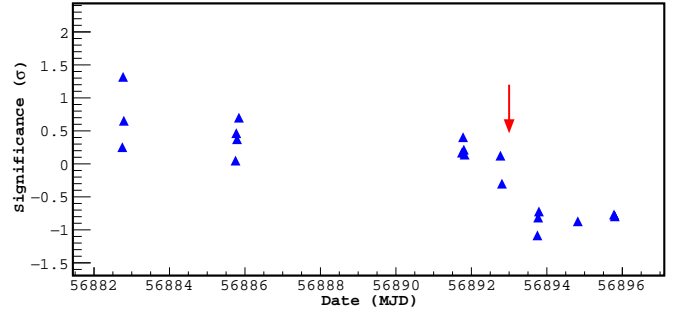
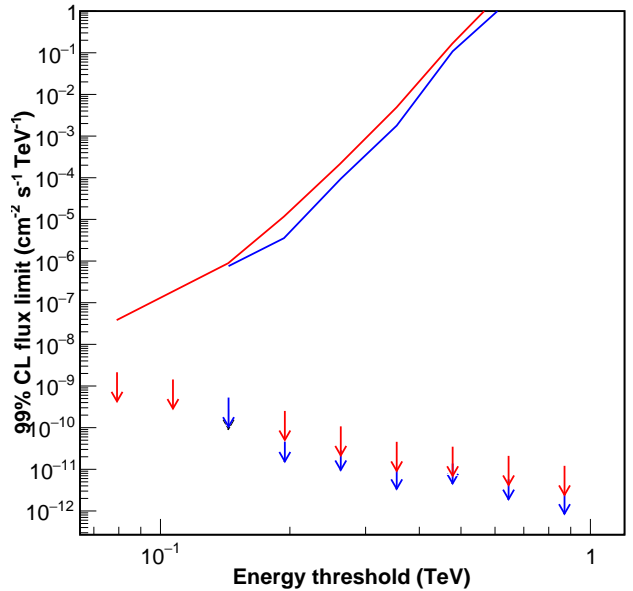
3 DATA ANALYSES

This paper is based on a sample of 12.4 hours of high quality data. Data selection cuts have been described in (H.E.S.S. Collaboration et al. 2017). Data were next analyzed with the Model analysis (de Naurois & Rolland 2009) and cross-checked with the ImpACT analysis (Parsons & Hinton 2014), the two methods giving compatible results. The two analyses use different calibration chains. With both reconstruction chains, data of CT5 were analyzed either alone (*Mono* reconstruction) or combined with the CT1–4 data (*Combined* reconstruction). The *Mono* reconstruction has an energy threshold of 67 GeV. The *Combined* reconstruction has a higher threshold of 144 GeV, but a larger effective area.

A point source is searched at the location of PKS 1830-211. Fig. 1 shows the distribution of the squared angular distance θ^2 of candidate photons from the target position. This distribution, obtained in the *Mono* analysis, is compared to the background from hadrons mis-identified as photons. The background is calculated with the *ring background* method (Berge et al. 2007), other methods giving similar results.

Table 1 summarizes the number of candidate photons in the signal region, the expected background and the significance of the excess, calculated with Li and Ma formula 17 (Li & Ma 1983). No significant excess of photons over background is seen by H.E.S.S. at the position of PKS 1830-211. A similar search using the *Combined* analysis also gives a negative result.

Because of the very soft spectrum measured by *Fermi LAT* in the low state, PKS 1830-211 has a chance of being detectable by H.E.S.S. only during flares. The delayed flare lasts only less than about 4 days, however, due to the uncertainties on the date of the flare, it could have happened at any time between August 17 = MJD 56886 (time delay of 20 days) and August 24 = MJD 56893 (radio time delay of 27 days) as explained in Section 1. Fig. 2 shows the

**Figure 2.** Significance of the H.E.S.S. signal versus date, obtained with the *Mono* analysis. The red arrow shows the expected date of the delayed flare for a lensing time delay of 27 days.**Figure 3.** 99% C.L. upper limits (arrows) on the PKS 1830-211 flux between 67 GeV and 1 TeV for the August 2014 H.E.S.S. observations. A constant photon index of -3 was assumed. The solid lines show the effect of EBL deabsorption, assuming the EBL model of Gilmore et al. (2012).

evolution over time of significance, binned by 28-minute runs. No significant daily photon excess was detected during the H.E.S.S. observation period.

4 FLUX UPPER LIMITS AND COMPARISON TO THE FERMI-LAT SPECTRA

The non-detection by H.E.S.S. translates into 99% confidence level (C.L.) upper limits on the average very-high-energy flux of PKS 1830-211 during H.E.S.S. observations. These upper limits are shown in Fig. 3. Red (resp. blue) arrows show the limits obtained from the *Mono* (resp. *Combined*) analysis and the corresponding solid lines show the effect of deabsorption using the Extragalactic Background Light (EBL) model of Gilmore et al. (2012).

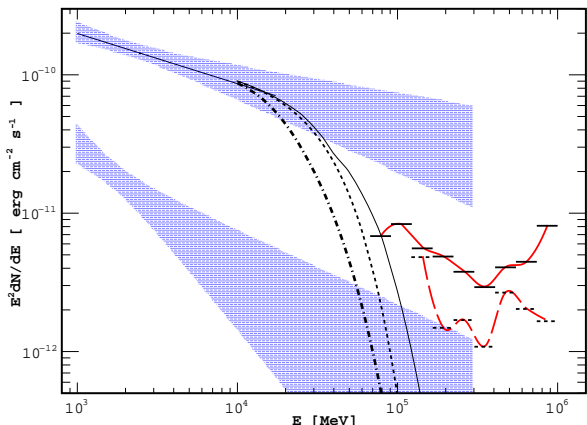


Figure 4. Comparison of H.E.S.S. flux 99 %C.L. upper limits (red solid line: *Mono* analysis, long dashed line: *Combined* analysis) to the measured spectra in the GeV region obtained with the *Fermi-LAT* data. The horizontal lines show the spectral resolution of the analyses. The lower blue butterfly is the GeV spectrum of PKS 1830-211 during H.E.S.S. observations. The upper blue butterfly is the corresponding spectrum during the July 2014 flare. The absorption of the July flare spectrum by EBL is calculated with models by Gilmore et al. (2012) (black dash-dotted line), Finke et al. (2010) (dotted line) and Franceschini et al. (2008) (black solid line).

H.E.S.S. upper limits are compared to *Fermi-LAT* GeV spectra on Fig 4. The *Fermi-LAT* observations have been analyzed with Fermi Science Tools v10-r0p5 and Pass8 data, in the Enrico framework (Sanchez & Deil 2013). The spectral data from 26-30 July 2014 (flare) are well described by a power-law spectrum with an index of $n_{flare} = -2.36 \pm 0.17$ for photon energies > 1 GeV. The relatively high low-energy cut was used to avoid contamination from the Galactic plane. The flare spectrum is much harder than the spectrum measured in the low state of PKS 1830-211, but n_{flare} is compatible with the photon indices of previous flare spectra, as measured by *Fermi-LAT* (Abdo et al. 2015). The spectrum of PKS 1830-211 obtained from the *Fermi-LAT* observations within the H.E.S.S. observation window is well described by a power-law with an index of $n_{low} = -2.97 \pm 0.44$ above 1 GeV. The value of n_{low} is compatible with the value published in the 3FHL catalogue.

A proper comparison between H.E.S.S. upper limits and the Fermi signal has to take into account the effect of the absorption of the flux of PKS 1830-211 by the EBL and the difference between the flare duration and H.E.S.S. exposure. Since no significant curvature of the spectrum was measured by the Fermi-LAT collaboration, the unabsorbed spectrum was modeled by a powerlaw. The effect of light absorption by EBL from PKS 1830-211 has been estimated with the models of Gilmore et al. (2012) (black dash-dotted line), Finke et al. (2010) (dotted line) and Franceschini et al. (2008) (black solid line). Fig. 4 shows that there is a substantial difference between the predictions of these models for a source at redshift 2.5 such as PKS 1830-211. Note that EBL absorption could also be affected by the lens environment. Light from lensed AGN is expected to be more absorbed than average, due to the presence of galaxies along the line of sight. Indeed, absorption from the intervening galaxy has been detected by de Rosa et al. (2005) in the X-ray spectrum of PKS 1830-211. However Barnacka et al. (2014) and Böttcher & Thiersen (2016) have argued that gravitational lensing could help gamma-rays from a distant source avoiding excess

absorption. The *Fermi-LAT* flare spectrum from Fig 4 is a 4-night average while the H.E.S.S. exposure amounts to 10 nights of data taking. The steady source upper limits from Fig 3 are thus a factor $\sim \sqrt{104}$ too constraining, which is corrected for in Fig 4.

5 CONCLUSION

No significant delayed flare from PKS 1830-211 was detected by either H.E.S.S. or *Fermi-LAT*. The flare did not repeat or was too faint to be detected. Fig 4 shows however that the detection of a strong flare would have been possible close to the *Mono* analysis energy threshold if the level of EBL absorption was at or below the absorption predicted by the model of Franceschini et al. (2008). Due to its lensed nature, observation of flaring event of PKS 1830-211 in the TeV passband could be useful to constrain EBL models at redshift as large as 2.5. The detection of the lensing time delay in future very high energy observations would help pinpoint the spatial origin of the high-energy emission (Barnacka et al. 2015). It would also permit more exotic applications such as constraining photon mass (Glicenstein 2017) or testing Lorentz Invariance Violation (Biesiada & Piórkowska 2009).

ACKNOWLEDGMENTS

The support of the Namibian authorities and of the University of Namibia in facilitating the construction and operation of H.E.S.S. is gratefully acknowledged, as is the support by the German Ministry for Education and Research (BMBF), the Max Planck Society, the German Research Foundation (DFG), the Helmholtz Association, the Alexander von Humboldt Foundation, the French Ministry of Higher Education, Research and Innovation, the Centre National de la Recherche Scientifique (CNRS/IN2P3 and CNRS/INSU), the Commissariat à l’Energie Atomique et aux Energies Alternatives (CEA), the U.K. Science and Technology Facilities Council (STFC), the Knut and Alice Wallenberg Foundation, the National Science Centre, Poland grant no. 2016/22/M/ST9/00382, the South African Department of Science and Technology and National Research Foundation, the University of Namibia, the National Commission on Research, Science & Technology of Namibia (NCRST), the Austrian Federal Ministry of Education, Science and Research and the Austrian Science Fund (FWF), the Australian Research Council (ARC), the Japan Society for the Promotion of Science and by the University of Amsterdam. We appreciate the excellent work of the technical support staff in Berlin, Zeuthen, Heidelberg, Palaiseau, Paris, Saclay, Tübingen and in Namibia in the construction and operation of the equipment. This work benefited from services provided by the H.E.S.S. Virtual Organisation, supported by the national resource providers of the EGI Federation

REFERENCES

- Abdo A. A., et al., 2015, *ApJ*, 799, 143
- Ackermann M., et al., 2013, *ApJS*, 209, 34
- Ajello M., et al., 2017, *ApJS*, 232, 18
- Barnacka A., Glicenstein J.-F., Moudden Y., 2011, *A&A*, 528, L3
- Barnacka A., Böttcher M., Sushch I., 2014, *ApJ*, 790, 147
- Barnacka A., Geller M. J., Dell’Antonio I. P., Benbow W., 2015, *ApJ*, 809, 100
- Berge D., Funk S., Hinton J., 2007, *A&A*, 466, 1219
- Biesiada M., Piórkowska A., 2009, *MNRAS*, 396, 946
- Bolmont J., et al., 2014, *Nuclear Instruments and Methods in Physics Research A*, 761, 46
- Böttcher M., Thiersen H., 2016, *A&A*, 595, A14

6 *H.E.S.S. Collaboration*

- Finke J. D., Razzaque S., Dermer C. D., 2010, *ApJ*, **712**, 238
- Franceschini A., Rodighiero G., Vaccari M., 2008, *A&A*, **487**, 837
- Gilmore R. C., Somerville R. S., Primack J. R., Domínguez A., 2012, *MNRAS*, **422**, 3189
- Glicenstein J.-F., 2017, *ApJ*, **850**, 102
- H.E.S.S. Collaboration et al., 2017, *A&A*, **600**, A89
- Jauncey D. L., et al., 1991, *Nature*, **352**, 132
- Kochanek C. S., Narayan R., 1992, *ApJ*, **401**, 461
- Krauss F., Becerra J., Carpenter B., Ojha R., Buson S., 2014, *The Astronomer's Telegram*, 6361
- Li T.-P., Ma Y.-Q., 1983, *ApJ*, **272**, 317
- Lidman C., Courbin F., Meylan G., Broadhurst T., Frye B., Welch W. J. W., 1999, *ApJ*, **514**, L57
- Lovell J. E. J., Jauncey D. L., Reynolds J. E., Wieringa M. H., King E. A., Tzioumis A. K., McCulloch P. M., Edwards P. G., 1998, *ApJ*, **508**, L51
- Meylan G., Courbin F., Lidman C., Kneib J.-P., Tacconi-Garman L. E., 2005, *A&A*, **438**, L37
- Parsons R. D., Hinton J. A., 2014, *Astroparticle Physics*, **56**, 26
- Sanchez D. A., Deil C., 2013, preprint, ([arXiv:1307.4534](https://arxiv.org/abs/1307.4534))
- Wiklind T., Combes F., 1996, *Nature*, **379**, 139
- Wiklind T., Combes F., 2001, in Brainerd T. G., Kochanek C. S., eds, *Astronomical Society of the Pacific Conference Series Vol. 237, Gravitational Lensing: Recent Progress and Future Go.* p. 155 ([arXiv:astro-ph/9909314](https://arxiv.org/abs/astro-ph/9909314))
- de Naurois M., Rolland L., 2009, *Astroparticle Physics*, **32**, 231
- de Rosa A., et al., 2005, *A&A*, **438**, 121