

BRANCHED COVERING SURFACE-KNOTS WITH DEGREE THREE HAVE THE SIMPLIFYING NUMBERS LESS THAN THREE

INASA NAKAMURA

ABSTRACT. A branched covering surface-knot is a surface-knot in the form of a branched covering over a surface-knot. For a branched covering surface-knot, we have a numerical invariant called the simplifying number. We show that branched covering surface-knots with degree three have the simplifying numbers less than three.

1. INTRODUCTION

A chart [1, 4] is an oriented and labeled graph satisfying certain conditions, and an oriented surface-knot in 4-space is described by a chart on a disk. Let n be a positive integer. It is known that for a chart Γ on a disk of degree $n \leq 3$, Γ is equivalent to a “ribbon chart”, which consists of several “free edges” and edges connected with no vertices [2]. It follows that the unknotting number of Γ , denoted by $u(\Gamma) \in \mathbb{Z}_{\geq 0}$, which is the minimum number of free edges necessary to add to deform Γ to a union of free edges, satisfies $u(\Gamma) \leq 2$ [3]. In this paper, we show a similar result for the simplifying number of a branched covering surface-knot. A branched covering surface-knot is a surface-knot presented by a chart Γ on a diagram of a surface-knot F , denoted by (F, Γ) . The simplifying number of (F, Γ) , denoted by $u(F, \Gamma) \in \mathbb{Z}_{\geq 0}$, is the minimum number of “1-handles with chart loops” necessary to add to deform (F, Γ) to a “simplified form” [7, 9]. Our main result is as follows.

Theorem 1.1. *Let n be a positive integer. Let (F, Γ) be a branched covering surface-knot of degree n such that F is connected. If $n \leq 3$, then $u(F, \Gamma) \leq 2$.*

A branched covering surface-knot is a surface-knot in the form of a branched covering over a surface-knot. A *surface-knot* is a closed surface embedded smoothly into the Euclidean 4-space \mathbb{R}^4 . We assume that surface-knots are oriented. Let $I \times I$ be a 2-disk for an interval I . For a surface-knot F , let $N(F) = I \times I \times F$ be a tubular neighborhood of F in \mathbb{R}^4 . A closed surface S embedded in $N(F)$ is called a *branched covering surface-knot over F of degree n* if it satisfies the following two conditions.

- (1) The restriction $p|_S : S \rightarrow F$ is a branched covering map of degree n , where $p : N(F) \rightarrow F$ is the natural projection.
- (2) The number of points consisting $S \cap p^{-1}(x)$ is n or $n - 1$ for any point $x \in F$.

2010 *Mathematics Subject Classification.* Primary 57Q45; Secondary 57Q35.

Key words and phrases. surface-knot; 2-dimensional braid; chart; 1-handle.

Take a base point x_0 of F . We say that two branched covering surface-knots over F of degree n are *equivalent* if there is a fiber-preserving ambient isotopy of $N(F) = I \times I \times F$ rel $p^{-1}(x_0)$ which carries one to the other. In this paper, we assume that the base surface-knot F is connected.

We consider a branched covering surface-knot S of degree 2, as the simplest non-trivial case. We explain the chart presentation. Consider the singular set $\text{Sing}(p_1(S))$ of the image of S by the projection p_1 to $I \times N(F)$. Perturbing S if necessary, we assume that $\text{Sing}(p_1(S))$ consists of double point curves and isolated branch points. The image of $\text{Sing}(p_1(S))$ by the projection to F forms a finite graph Γ on F such that the degree of a vertex of Γ is 1. A chart is a graph obtained from Γ by labelling each edge by the number 1 and assigning an orientation to each edge by a certain rule. See Section 2 for details.

We explain the simplifying operation. Let B^2 be a unit 2-disk and let $I = [0, 1]$. A *1-handle* is a 3-ball $h = B^2 \times I$ smoothly embedded in \mathbb{R}^4 such that $h \cap F = (B^2 \times \partial I) \cap F$. The surface-knot obtained from F by a *1-handle addition* along h is the surface

$$(F - (\text{Int}B^2 \times \partial I)) \cup (\partial B^2 \times I),$$

which is denoted by $F + h$. We assume that $F + h$ is orientable, and we give $F + h$ the orientation induced from that of F . For a 1-handle $h = B^2 \times I$, we call $B^2 \times \{0\}$ and $B^2 \times \{1\}$ the *ends* of h . We take the *oriented core* (or simply the *core*) as an oriented path $\rho(t), t \in I$ with the orientation of I in $\partial B^2 \times I \subset h$ such that $\rho(t) \in \partial B^2 \times \{t\}$ for $t \in I$. When both ends of h are on a 2-disk E in F , we determine the *core loop* of h as the oriented closed path in $F + h$ obtained from the oriented core $\rho(t), t \in [0, 1]$ by connecting the initial point $\rho(0)$ and the terminal point $\rho(1)$ by a simple arc in E , and we assign the core loop the induced orientation. We say that a 1-handle h attached to a surface-knot F is *trivial* if there is a 3-ball B^3 satisfying $(h \cup F) \cap B^3 = h$.

Let (F, Γ) be a branched covering surface-knot of degree 2. We call a connected segment of an edge an *arc*. We call an edge/arc of a chart a *chart edge/arc*, and we call a chart edge connected with no vertices a *chart loop* or simply a *loop*. A chart edge is called a *free edge* if its end points are a pair of vertices of degree 1. Now, the chart Γ of degree 2 consists of several free edges and chart loops. We consider an equivalence deformation as the local exchange of two parallel horizontal chart arcs with opposite orientations into two parallel vertical chart arcs with induced orientations. This deformation is called a CI-M2 move; see Section 2 for precise definition and other equivalent modifications. When we have a 1-handle with a chart loop $h(\sigma_1, e)$ in a neighborhood of an arc of a chart loop, applying a CI-M2 move and sliding an end of the 1-handle, $h(\sigma_1, e)$ eliminates the chart loop, as illustrated in the first row of Fig. 1. When the orientation of the chart loop is opposite, then we turn around the 1-handle to make the loop along the core loop have the opposite orientation, as illustrated in the second row of Fig. 1. Repeating this operation, by an addition of $h(\sigma_1, e)$, (F, Γ) of degree 2 deforms to

$$(1.1) \quad (F, \Gamma_0) + h(\sigma_1, e),$$

where Γ_0 is a chart consisting of several (maybe no) free edges.

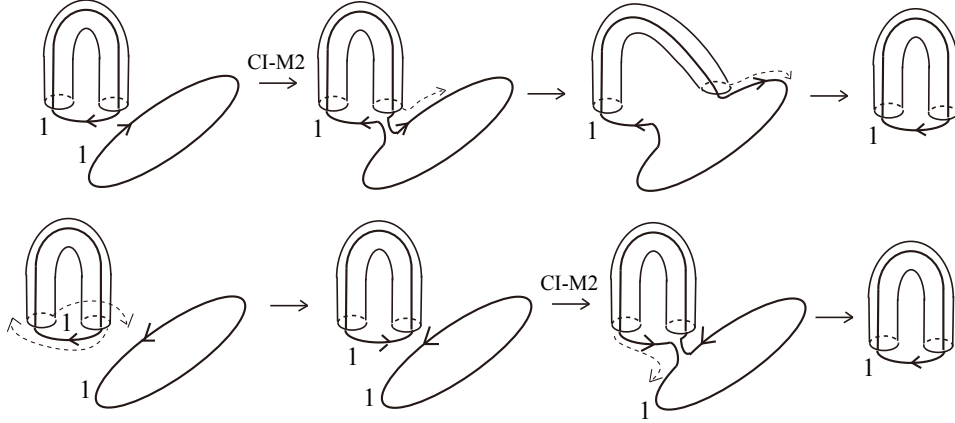


FIGURE 1. The 1-handle with a chart loop $h(\sigma_1, e)$ eliminates a chart loop with the same label.

We call the form (1.1) a *simplified form*. Thus the simplifying number, denoted by $u(F, \Gamma)$, satisfies

$$u(F, \Gamma) \leq 1$$

for a branched covering surface-knot of degree 2.

In this paper, we focus on branched covering surface-knots of degree 3. A *surface diagram* of a surface-knot F is the image of F in \mathbb{R}^3 by a generic projection, equipped with over/under information on sheets along each double point curve. A finite graph Γ on a surface diagram D is called a *chart* of degree 3 if it satisfies the following conditions.

- (1) The intersection of Γ and the singular set of D consists of a finite number of transverse intersection points of edges of Γ and double point curves of D , which form vertices of degree 2.
- (2) Every edge of Γ is oriented and labeled by an element of $\{1, 2\}$.
- (3) Every vertex has degree 1, 2, or 6, and the edges connected to each vertex satisfy one of the following conditions.
 - (a) The adjacent edges around a vertex of degree 1 or 6 have labels and orientations as in Fig. 2. We depict the vertices as shown in Fig. 2, and we call a vertex of degree 1 a *black vertex*, and we call a vertex of degree 6 a *white vertex*.
 - (b) The adjacent edges of a vertex of degree 2 have labels and orientations as in Fig. 3.

We regard edges connected with vertices of degree 2 as one edge. Similarly to the case of charts of degree 2, a *free edge* is a chart edge whose end points are a pair of black vertices, and a *chart loop* (or simply a *loop*) is a chart edge connected with no vertices or a chart edge with vertices of degree 2. A chart is said to be *empty* if it is an empty graph.

We consider a 1-handle on which a chart is drawn, attached to a fixed 2-disk E , where there are no chart edges nor vertices except those of the attached 1-handle. We denote by $h(\sigma_i, e)$ ($i = 1, 2$) a 1-handle with a chart

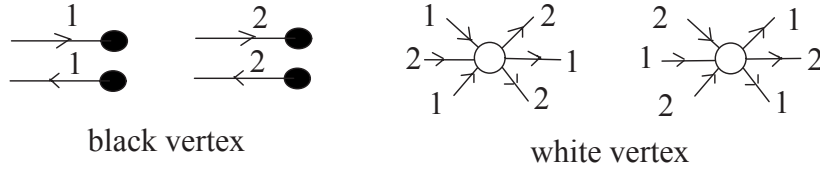


FIGURE 2. Vertices of degree 1 or 6 in a chart of degree 3.

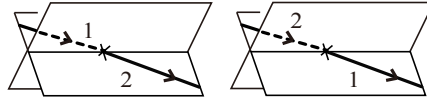


FIGURE 3. A vertex of a degree 2 in a chart of degree 3. For simplicity, we omit the over/under information of each sheet.

loop along the core loop with the orientation of the core loop and whose arc in E has the label i . And we denote by $h(e, e)$ a 1-handle with an empty chart. We use the same notation h for any 1-handle, and further, we do not distinguish the frame of a 1-handle.

For a branched covering surface-knot (F, Γ) and a finite number of 1-handles with chart loops $h(\sigma_{i_k}, e)$ attached to a fixed 2-disk E , where there are no chart edges nor vertices except those of the attached 1-handles, we denote the branched covering surface-knot which is the result of the 1-handle addition by $(F, \Gamma) + \sum_k h(\sigma_{i_k}, e)$. By [7], for the degree 3 case, we have the following result. See [9] (see also Remark 2.1) for the same notations and terminologies we use here.

Theorem 1.2 ([7, Theorem 1.6]). *Let (F, Γ) be a branched covering surface-knots of degree 3. By an addition of finitely many 1-handles in the form $h(\sigma_1, e)$, $h(\sigma_2, e)$ or $h(e, e)$, to appropriate places in F , (F, Γ) is deformed to*

$$(1.2) \quad (F, \Gamma_0) + \sum_k h(\sigma_{i_k}, e) + \sum h(e, e),$$

where $i_k \in \{1, 2\}$, and Γ_0 is a chart consisting of several (maybe no) free edges.

We remark that the presentation (1.2) is well-defined: Since Γ_0 is a disjoint union of free edges, (1.2) does not depend on the place where 1-handles are attached. We call the form (1.2) a *simplified form*. The *simplifying number* of (F, Γ) , denoted by $u(F, \Gamma)$, is the minimum number of 1-handles in the form $h(\sigma_1, e)$, $h(\sigma_2, e)$ or $h(e, e)$ necessary to deform (F, Γ) to a simplified form. We further remark that in [7], we gave two notions of the simplifying number: the weak simplifying number $u_w(F, \Gamma)$ and the simplifying number $u(F, \Gamma)$, but they are the same notion for the degree 3 case, where we have no vertices of degree 4. See [7, 8, 9] for the investigations of simplifying operations and the upper estimates of the (weak) simplifying numbers.

Together with the above argument for the case of degree 2, Theorem 1.1 is reduced to Theorem 1.3 as follows.

Theorem 1.3. *Let (F, Γ) be a branched covering surface-knot of degree 3. Then $u(F, \Gamma) \leq 2$. Further, if Γ has a positive number of black vertices, then $u(F, \Gamma) \leq 1$.*

In order to show the latter part of Theorem 1.3, we show the following theorem. The case when F is a 2-sphere is shown by Kamada [2].

Theorem 1.4. *Let (F, Γ) be a branched covering surface-knot of degree 3 such that Γ has a positive number of black vertices. Then, Γ is equivalent to a chart consisting of free edges and chart loops.*

The paper is organized as follows. In Section 2, we review chart presentations and their equivalent local modifications: C-moves and Roseman moves. In Section 3, we show Theorem 1.2. In Section 4, we show Theorems 1.3 and 1.4. Section 5 is devoted to showing Lemmas.

2. CHART PRESENTATIONS, C-MOVES AND ROSEMAN MOVES

A branched covering surface-knot is a surface we formerly called a 2-dimensional braid over a surface-knot [6, 7]; we changed the terminology in [7]. We introduced a branched covering surface-knot as an extended notion of a 2-dimensional braid or a surface braid over a 2-disk [2, 4, 11]. A branched covering surface-knot over a surface-knot F is presented by a chart on a surface diagram of F [6] (see also [2, 4]). For two branched covering surface-knots of the same degree, they are equivalent if their surface diagrams with charts are related by a finite sequence of ambient isotopies of \mathbb{R}^3 , and local modifications called C-moves [2, 4] and Roseman moves [6] (see also [10]). In this paper, we review these notations for the case of degree 3.

2.1. Chart presentation. Let S be a branched covering surface-knot of degree 3 over a surface-knot F . We explain how to obtain a chart of degree 3 on a 2-disk E in a surface diagram D of F which does not intersect with singularities of D . We identify E with a 2-disk $E \subset F$ whose projected image is $E \subset D$, and we denote $S \cap p^{-1}(E)$ by S , where p is the projection $N(F) \rightarrow F$. We identify $N(E)$ by $I \times I \times E$ for an interval I . Consider the singular set $\text{Sing}(p_1(S))$ of the image of S by the projection p_1 to $I \times E$. Perturbing S if necessary, we assume that $\text{Sing}(p_1(S))$ consists of double point curves, isolated triple points, and isolated branch points. Thus the image of $\text{Sing}(p_1(S))$ by the projection to E forms a finite graph Γ on E such that the degree of a vertex of Γ is either 1 or 6, where we ignore the points in ∂E . An edge of Γ presents to a double point curve, and a vertex of degree 1 and degree 6 present a branch point and a triple point, respectively.

For such a graph Γ obtained from a branched covering surface S of degree 3, we assign labels and orientations to all edges of Γ by the following method. We consider a path ρ in E such that $\rho \cap \Gamma$ is a point x of an edge α of Γ . Then $S \cap p^{-1}(\rho)$ is a 3-braid with one crossing in the cylinder $p^{-1}(\rho)$ such that x corresponds to the crossing of the braid. Let σ_i^ϵ ($i \in \{1, 2\}$, $\epsilon \in \{+1, -1\}$) be the presentation. We assign the edge α the label i , and the orientation such that the normal vector of ρ is coherent (respectively, is not coherent) with the orientation of α if $\epsilon = +1$ (respectively, -1), where the normal vector of ρ is the vector \vec{n} such that for a tangent vector $\vec{v}(\rho)$ of ρ

at x , $(\vec{v}(\rho), \vec{n})$ is coherent with the orientation of the 2-disk E . The resulting Γ is the chart of degree 3 presenting S . Conversely, when we have a chart on a surface diagram, we can construct the branched covering surface-knot with the chart presentation. See [6] for the structure of a branched covering surface-knot for neighborhoods of the singularities of the surface diagram or vertices of degree 2 in a chart.

Around a white vertex of a chart, there are six chart arcs. We call the arc which is the middle of the three adjacent arcs with the coherent orientation a *middle arc*, and we call an arc which is not a middle arc a *non-middle arc*. Around a white vertex, there are two middle arcs and four non-middle arcs. For edges/arcs around a white vertex, we call a pair of edges/arcs separated by two edges at each side *diagonal edges/arcs*. See Fig. 4.

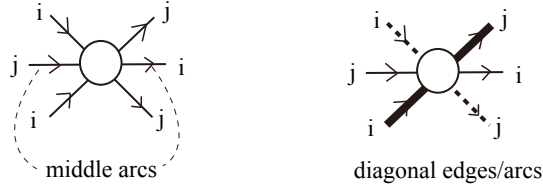


FIGURE 4. Middle arcs and diagonal edges/arcs of a white vertex, where $\{i, j\} = \{1, 2\}$.

2.2. C-moves. *C-moves (chart moves)* are local modifications of a chart, consisting of three types: CI-moves, CII-moves, and CIII-moves. CII-moves are modifications for charts of degree $n > 3$, where we have vertices of degree 4 called crossings [4]. We review CI-moves and CIII-moves for charts of degree 3. Let Γ and Γ' be two charts of degree 3 on a surface diagram D . We say that Γ and Γ' are related by a *CI-move* or *CIII-move* if there exists a 2-disk E in D such that E does not intersect with the singularities of D , and the loop ∂E is in general position with respect to Γ and Γ' and $\Gamma \cap (D - E) = \Gamma' \cap (D - E)$, and the following conditions are satisfied.

(CI) There are no black vertices in $\Gamma \cap E$ nor $\Gamma' \cap E$. We use a CI-M1 move, a CI-M2 move and a CI-M3 move, as shown in Fig. 5.

(CIII) $\Gamma \cap E$ and $\Gamma' \cap E$ are as in Fig. 5, where $\{i, j\} = \{1, 2\}$, and the black vertex is connected to a non-middle arc of a white vertex.

In this paper, we also use modifications of a CI-M3 move, called a *CI-M3'* move or a *CI-M3''* move, as shown in Fig. 6. We show in Fig. 7 a proof of one of CI-M3' moves as shown in the top left figure of Fig. 6. The other modifications in Fig. 6 are shown similarly.

2.3. Roseman moves. *Roseman moves for surface diagrams with charts of degree 3* are defined by the original Roseman moves (see [10]) and moves for local surface diagrams with non-empty charts as in Fig. 8 (see [6]), where we regard the diagrams for the original Roseman moves as equipped with empty charts.

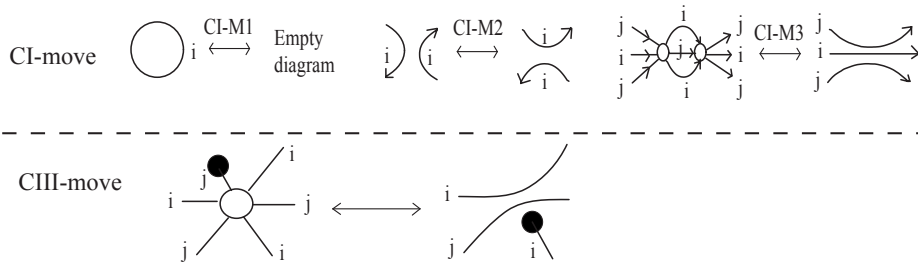


FIGURE 5. C-moves, where $\{i, j\} = \{1, 2\}$. For simplicity, we omit orientations of some of the edges.

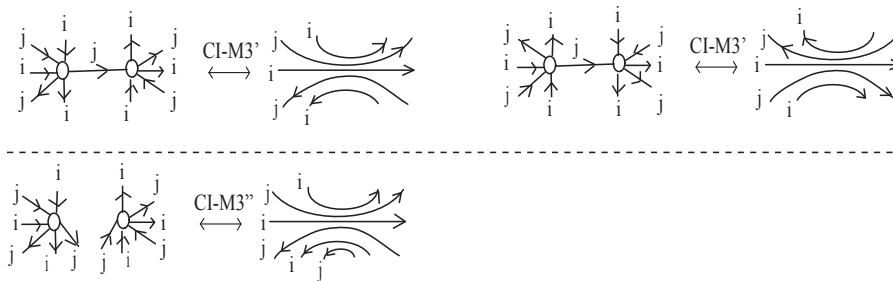


FIGURE 6. CI-M3' moves and a CI-M3'' move, where $\{i, j\} = \{1, 2\}$.

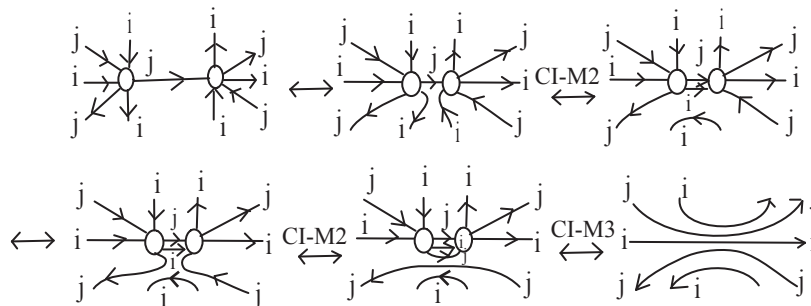


FIGURE 7. Proof of a CI-M3' move, where $\{i, j\} = \{1, 2\}$.

For charts Γ and Γ' of degree 3 on a surface diagram of a surface-knot F , their presenting branched covering surface-knots are equivalent if the charts are related by a finite sequence of ambient isotopies of \mathbb{R}^3 , C-moves and Roseman moves [6] (see also [2, 4, 10]).

Remark 2.1. We remark that the deformations we use for the simplifying operation, such as sliding one end of a 1-handle, can be investigated by a similar method whether we have vertices of degree 2 or not. Hence, in the proofs of lemmas and theorems, we ignore the knottedness of F and 1-handles. We assume that there are no singularities in surface diagrams of F and 1-handles; in particular, we assume that 1-handles are trivial. But,

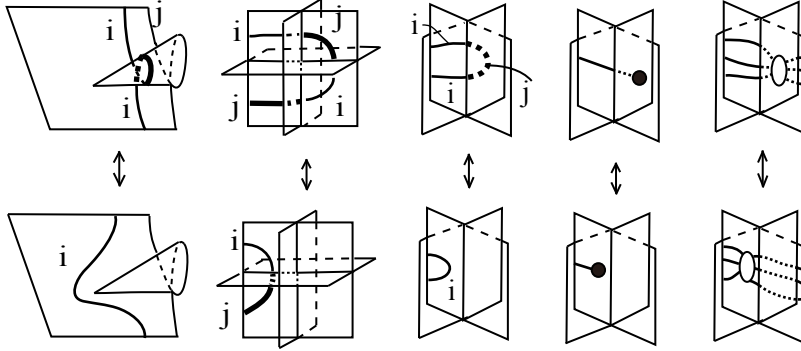


FIGURE 8. Roseman moves for surface diagrams with charts of degree 3, where $\{i, j\} \in \{1, 2\}$. For simplicity, we omit the over/under information of each sheet, and orientations and labels of chart edges.

one lemma, Lemma 4.5, requires the concerning 1-handle to be trivial. So we must be careful when we use Lemma 4.5; see Remark 4.7.

3. SIMPLIFYING BRANCHED COVERING SURFACE-KNOTS

In this section, we show Theorem 1.2. We review lemmas used in [7], and we explain the simplifying operation. Figures 9 and 10 are used in [7, 8, 9]. A figure similar to Fig. 11 is in [7].

We consider branched covering surface-knots of degree 3.

Lemma 3.1. *Let ρ be a chart loop with the label i ($i \in \{1, 2\}$) in a branched covering surface-knot (F, Γ) . If there is a 1-handle $h(\sigma_i, e)$ near a neighborhood of an arc of ρ , then (F, Γ) is equivalent to $(F, \Gamma \setminus \rho)$, where $\Gamma \setminus \rho$ denotes the chart obtained from Γ by elimination of ρ .*

Proof. Applying a CI-M2 move between arcs of $h = h(\sigma_i, e)$ and sliding an end of h as in Fig. 1, we eliminate ρ , and the other parts of Γ remains unchanged. Thus we have the required result. \square

Proposition 3.2. *Let (F, Γ) be a branched covering surface-knot of degree 3 such that Γ has no white vertices. By an addition of $h(\sigma_1, e) + h(\sigma_2, e)$, (F, Γ) deforms to a simplified form, hence $u(F, \Gamma) \leq 2$.*

Proof. Since Γ has no white vertices, Γ consists of several free edges and chart loops. By an addition of $h(\sigma_1, e) + h(\sigma_2, e)$, applying Lemma 3.1 to each chart loop from the loop whose neighborhood has the 1-handles, we eliminate all chart loops. Thus we have a simplified form, and $u(F, \Gamma) \leq 2$. \square

Lemma 3.3. *If there is a 1-handle $h = h(\sigma_i, e)$ near a neighborhood of a non-middle arc with the label i of a white vertex w , then, by equivalent deformation, h collects w as illustrated in Fig. 9.*

Proof. Apply a CI-M2 move between the arc of $h = h(\sigma_i, e)$ and the non-middle arc of w . Move w on h , and apply CI-M2 moves twice, first between arcs with the label j and secondly between arcs with the label i , where

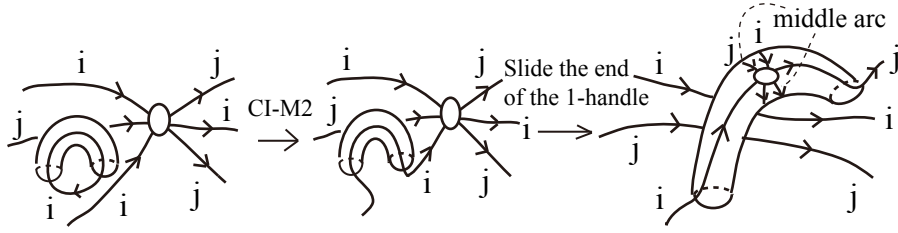


FIGURE 9. Collecting a white vertex on a 1-handle, where $\{i, j\} = \{1, 2\}$. See Fig. 10 for deformations when we slide the end of the 1-handle. The orientations of the edges are an example.

$\{i, j\} = \{1, 2\}$; see Fig. 10. Then w is on h such that there are two diagonal arcs along the core, and the other four arcs become two edges whose both endpoints are connected with w , as in the rightmost figure of Fig. 9. \square

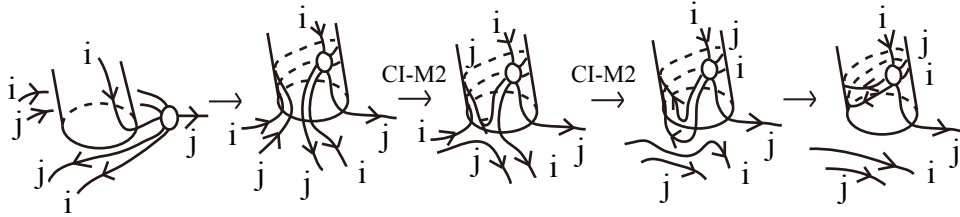


FIGURE 10. Sliding the end of a 1-handle, where $\{i, j\} = \{1, 2\}$.

Lemma 3.4. *Let h be a 1-handle on which there is a white vertex w such that two edges are at both endpoints connected with w , as in the rightmost figure of Fig. 9. Let i, j ($\{i, j\} = \{1, 2\}$) be the labels of edges. Let α be one of the edges whose both endpoints are connected with w , and let k ($k = i, j$) be the label of α . If we add a 1-handle $h' = h(\sigma_k, e)$ in a neighborhood of α , then, after collecting w from h to h' , the orientations of the two edges connected at both endpoints with w are reversed from when they were on h , where we identify the oriented diagonal edges along the core of h with those of h' .*

Proof. Note that for the two arcs of α connected with w , there is only one arc which is a non-middle arc, along which we slide an end of h' and collect w . See Fig. 11 for the case $k = i$. For the other case $k = j$, the form of h' after collecting w is the same with the case $k = i$, and we have the required result. \square

Proof of Theorem 1.2. If Γ has no white vertices, then the result follows from Proposition 3.2. We assume that Γ has a positive number of white vertices. We consider the case when Γ has no black vertices. We add a 1-handle h in a neighborhood of a non-middle arc of a white vertex w_1 . Apply a CI-M2 move, slide an end of h , and by moves illustrated in Figs. 9 and

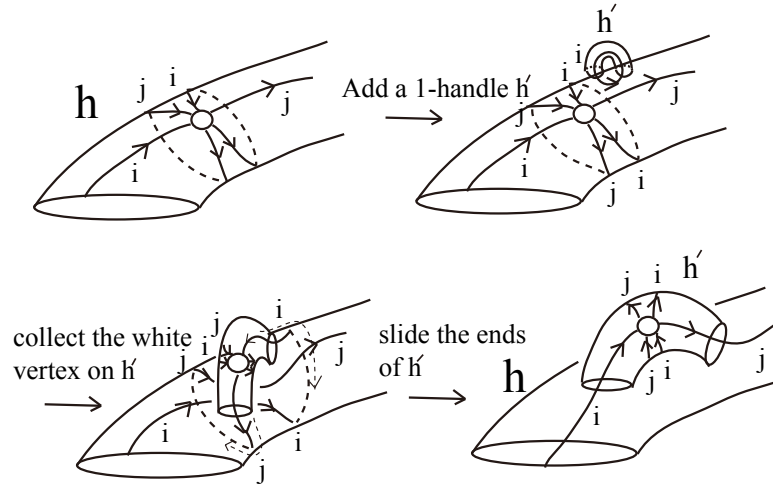


FIGURE 11. Reversal of orientations of the edges connected at both endpoints with a white vertex on a 1-handle, where $\{i, j\} = \{1, 2\}$. The orientations of the edges are an example.

10, collect w_1 on h . Then we slide the end of h . If h comes to a non-middle arc of another white vertex w_2 , then we collect w_2 on h . If h comes to a middle arc of another white vertex w_2 , then we add another 1-handle h' near a non-middle arc of w_2 , apply a CI-M2 move, slide an end of h' and collect w_2 on h' , and let the end of h pass under h' . Repeat this process, until the end of h comes back to a neighborhood of the other end of h . The resulting h has several white vertices. Repeat this process, until we have all white vertices on 1-handles.

Take a 1-handle h on which there are several white vertices, and consider edges connected to one white vertex at both endpoints. If the orientations of these edges for one white vertex w_1 are opposite to those for another adjacent white vertex w_2 , then, as shown in Fig. 12, by a CI-M3' move and two CI-M1 moves, we eliminate the pair of vertices (w_1, w_2) . If the orientations of the edges of w_1 and w_2 are coherent, then, as shown in Fig. 11, add a 1-handle h' in a neighborhood of w_1 , apply a CI-M2 move, slide the ends of h' and collect w_1 and then w_2 and the other vertices on h' . By Lemma 3.4, on h' , the orientations of the edges whose endpoints are connected with w_1 are reversed. By the same process with the former case, by modifications as shown in Fig. 12, we eliminate (w_1, w_2) . The resulting h' is a 1-handle obtained from h by eliminating (w_1, w_2) . Repeat this process, until we eliminate all white vertices. The resulting chart consists of several chart loops and 1-handles with chart loops. Adding $h(\sigma_i, e)$ ($i \in \{1, 2\}$) if necessary and applying Lemma 3.1, we eliminate chart loops except those consisting $h(\sigma_i, e)$. Thus we have a simplified form.

We consider the case when Γ has a positive number of black vertices. By the same process as in the case when Γ has no black vertices, we collect white vertices on 1-handles. The middle arcs of a white vertex w on a 1-handle h are connected at both endpoints with w ; see the rightmost figure of Fig. 9. Hence, if a black vertex is connected with a chart edge on h , then, the edge is

always a non-middle edge of a white vertex on h . Thus, applying CIII-moves if necessary, we assume that there are no black vertices on h , and the ends of h are in the neighborhood of each other when we have collected white vertices. Thus, by an addition of 1-handles with chart loops, we eliminate all white vertices and the resulting chart consists of several free edges, chart loops and 1-handles with chart loops. Then, adding $h(\sigma_i, e)$ ($i \in \{1, 2\}$) if necessary and applying Lemma 3.1, we eliminate unnecessary chart loops and we have a simplified form. \square

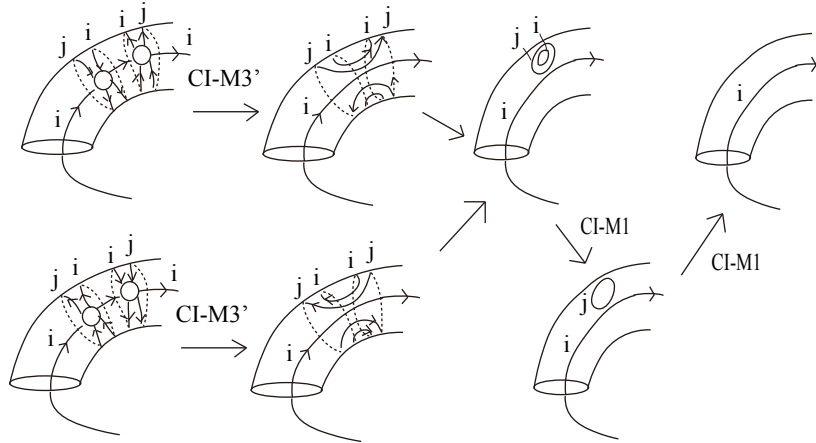


FIGURE 12. Eliminating the pair of white vertices (w_1, w_2) , where $\{i, j\} = \{1, 2\}$.

4. PROOFS OF THEOREMS 1.3 AND 1.4

4.1. Key Lemma.

Lemma 4.1. *Let (F, Γ) be a branched covering surface-knot of degree 3.*

(1) *If Γ has no black vertices, then, for any white vertex w in Γ , there is a closed path $\rho \subset F$ with the base point near w such that several white vertices including w can be collected on a 1-handle $h = h(\sigma_i, e)$ for some $i \in \{1, 2\}$ by applying a CI-M2 move and sliding one end of h along ρ .*

(2) *If Γ has a black vertex, then Γ is equivalent to a chart such that each black vertex is at an endpoint of a free edge.*

We prove Lemma 4.1 in Section 5.2.

4.2. Notations and Lemmas. We determine the *cocore* of a 1-handle $h = B^2 \times I$ by the oriented closed path $\partial B^2 \times \{0\} \subset h$, with the orientation of ∂B^2 . Further, we determine the base point of the core loop and the cocore of h by their intersection point. We call the ends $B^2 \times \{0\}$ and $B^2 \times \{1\}$ the *initial end* and the *terminal end*, respectively. We call the arc used to form the core loop of a 1-handle from the core the *base arc*. See Fig. 13.

Let h be a 1-handle whose ends are on a 2-disk E . For braids a and b which commute, we denote by $h(a, b)$ a 1-handle whose cocore with the given orientation and core loop with the reversed orientation present the braids a and b , respectively. We draw such a chart on $h + E$, and this notation

$h(a, b)$ is unique [5]. We call $h(a, b)$ a 1-handle with a chart, or simply a 1-handle. We denote by σ_i ($i = 1, 2$) the standard generator of B_3 , the braid group of degree 3, and we denote by e the trivial braid in B_3 . Note that this definition of $h(a, b)$ coincides with that of $h(\sigma_i, e)$ in the previous sections.

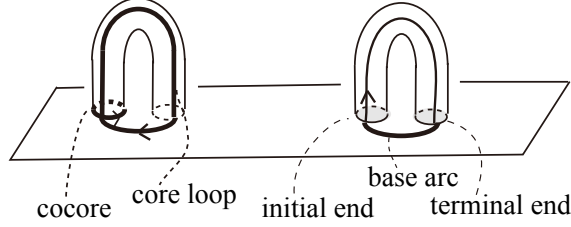


FIGURE 13. The core loop, the cocore, the base arc, the initial end and the terminal end of a 1-handle.

We say that 1-handles with chart loops are *equivalent* if their presenting surfaces are equivalent, and we use the notation “ \sim ” to denote the equivalence relation. When we denote $h(a, b)$ for braids a, b , we assume that a and b commute.

We define the type of a white vertex as follows. For a white vertex w such that the three arcs oriented toward w consist of two arcs with the label 1 and one arc with the label 2 (respectively, two arcs with the label 2 and one arc with the label 1), we call w a white vertex of *type* (1, 2) (respectively, of *type* (2, 1)); see Fig. 14.

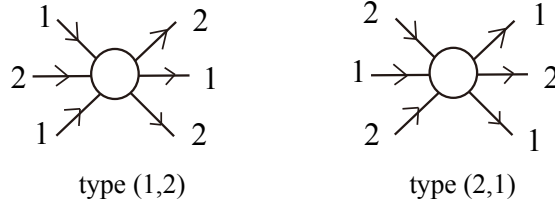


FIGURE 14. A white vertex of type (1, 2) and a white vertex of type (2, 1).

In the following lemmas, Lemmas 4.2–4.5 are also used in [7, 8, 9].

Lemma 4.2. *Let (F, Γ) be a branched covering surface-knots of degree 3. Let E_1 and E_2 be disks in F such that $E_1 \cap \Gamma = E_2 \cap \Gamma = \emptyset$. Let (F_i, Γ_i) be the result of an addition of $h(\sigma_1, a) + h(\sigma_2, b)$ on E_i ($i = 1, 2$). Then, (F_1, Γ_1) and (F_2, Γ_2) are equivalent. Thus, by equivalent deformation, $h(\sigma_1, a) + h(\sigma_2, b)$ moves anywhere.*

Lemma 4.3. *In a chart with no black vertices, the number of white vertices of type (1, 2) is the same with that of white vertices of type (2, 1).*

Lemma 4.4. *Let ρ be a chart loop with the label 1. If there is a 1-handle $h(\sigma_1, b)$ near a neighborhood of an arc of ρ , then we can eliminate ρ using $h(\sigma_1, b)$ and a CI-M2 move, where b is a braid.*

The following lemma requires the condition that h is a trivial 1-handle; see Remarks 2.1 and 4.7.

Lemma 4.5. *If h is a trivial 1-handle, then*

$$h(\sigma_2, e) \sim h(e, \sigma_2).$$

When a 1-handle h has collected several white vertices, and the chart arc along the base arc of h has the orientation coherent with the base arc and labeled by 1, h has the presentation $h(\sigma_1, (\sigma_2\sigma_1\sigma_1\sigma_2)^n)$ for a non-zero integer n . The 1-handle h has $2|n|$ white vertices such that the chart loops parallel to the cocore have the coherent orientations as illustrated in Fig. 15.

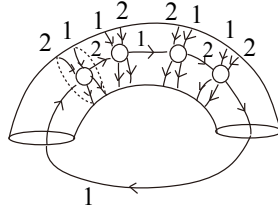


FIGURE 15. A 1-handle $h(\sigma_1, (\sigma_2\sigma_1\sigma_1\sigma_2)^n)$, where $n = 2$.

Lemma 4.6. *Let n be a non-zero integer. Let $h = h(\sigma_1, (\sigma_2\sigma_1\sigma_1\sigma_2)^n)$.*

- (1) *The 1-handles $h + h(\sigma_2, e)$ deforms to $h(\sigma_1, (\sigma_2\sigma_1\sigma_1\sigma_2)^{n-1}) + h(e, \sigma_2)$ if $n > 0$, or $h(\sigma_1, (\sigma_2\sigma_1\sigma_1\sigma_2)^{n+1}) + h(e, \sigma_2)$ if $n < 0$, by equivalent deformation.*
- (2) *The 1-handles $h + h(e, \sigma_2)$ deforms to $h(\sigma_1, (\sigma_2\sigma_1\sigma_1\sigma_2)^{n-1}) + h(\sigma_2, e)$ if $n > 0$, or $h(\sigma_1, (\sigma_2\sigma_1\sigma_1\sigma_2)^{n+1}) + h(\sigma_2, e)$ if $n < 0$, by equivalent deformation.*

4.3. Proofs of Theorems 1.3 and 1.4. First we show Theorem 1.4, and then we show Theorem 1.3.

Proof of Theorem 1.4. By Lemma 4.6 (2), we have the required result. \square

Proof of Theorem 1.3. First we show the result for the case when Γ has black vertices. If Γ has a positive number of black vertices, then, by Theorem 1.4, by equivalence, we deform Γ to the form consisting of several free edges and chart loops. We take a free edge f , and let i ($i \in \{1, 2\}$) be the label of f . We add $h = h(\sigma_j, e)$ ($\{j\} = \{1, 2\} \setminus \{i\}$) in a neighborhood of f . By Lemma 3.1, h eliminates a chart loop of the label j which has an arc in a neighborhood of h . Similarly, f eliminates a chart loop of the label i which has an arc in a neighborhood of f , by a CI-M2 move and an ambient isotopy as illustrated in Fig. 16. Hence, using h or f , we eliminate all chart loops from the one in a neighborhood of h and f . The result is free edges and h , which is a simplified form. Thus the simplifying number $u(F, \Gamma)$ satisfies $u(F, \Gamma) \leq 1$, which is the required result.

We show the result for the case when Γ has no black vertices. Let $h = h(\sigma_1, e)$ and $h' = h(\sigma_2, e)$. We add $h + h'$ in a neighborhood of a non-middle arc of the label 1 of a white vertex w of type (1, 2). By Lemma 4.6 (1), there

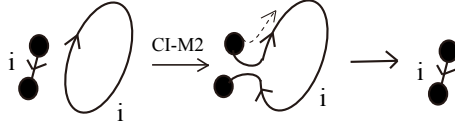


FIGURE 16. Eliminating a chart loop using a free edge.

is a closed path with the base point near w such that several white vertices including w are collected on a 1-handle by applying a CI-M2 move and sliding one end of the 1-handle along the path. We collect the white vertices on h . Then we have $h = h(\sigma_1, (\sigma_2\sigma_1\sigma_1\sigma_2)^n)$ for some integer n . By Lemma 4.2, we move $h + h'$ to a neighborhood of a non-middle arc of the label 1 of a white vertex of type $(1, 2)$ of the resulting Γ , and by the same process, we collect white vertices on h . Note that since the number of white vertices of type $(1, 2)$ is the same as that of white vertices of type $(2, 1)$ by Lemma 4.3, if there are white vertices other than those on h , then there exists a white vertex of type $(1, 2)$. We repeat this process until we collect all white vertices on h . The result is $h(\sigma_1, (\sigma_2\sigma_1\sigma_1\sigma_2)^n) + h(\sigma_2, e)$ for some integer n and several chart loops with the label 1 or 2. By Lemmas 3.1 and 4.4, applying CI-M2 moves to the chart loops and the arc of $h(\sigma_1, (\sigma_2\sigma_1\sigma_1\sigma_2)^n)$ or $h(\sigma_2, e)$, we eliminate the loops. Thus we have

$$(4.1) \quad h(\sigma_1, (\sigma_2\sigma_1\sigma_1\sigma_2)^n) + h(\sigma_2, e).$$

If n is even, then, applying Lemma 4.6, we have $h(\sigma_1, e) + h(\sigma_2, e)$, which is a simplified form. If n is odd, then applying Lemma 4.5, we have

$$(4.2) \quad h(\sigma_1, (\sigma_2\sigma_1\sigma_1\sigma_2)^n) + h(e, \sigma_2);$$

see Remark 4.7. Then, applying Lemma 4.6, in this case also we have $h(\sigma_1, e) + h(\sigma_2, e)$, which is a simplified form. Thus the simplifying number $u(F, \Gamma)$ satisfies $u(F, \Gamma) \leq 2$, which is the required result. \square

Remark 4.7. In order to consider branched covering surface-knots (F, Γ) when F may be knotted, we must be careful to remark when 1-handles are trivial, since Lemma 4.5 requires the condition that the concerning 1-handle is a trivial 1-handle. We first add trivial 1-handles with chart loops, $h(\sigma_1, e) + h(\sigma_2, e)$. When we slide ends of a 1-handle $h = h(\sigma_1, e)$ and collect white vertices, h may become knotted. However, since we don't slide ends of $h(\sigma_2, e)$, $h(\sigma_2, e)$ in (4.1) is a trivial 1-handle, and hence we can apply Lemma 4.5 and we obtain (4.2).

5. PROOFS OF LEMMAS 4.1–4.6

First we prove Lemmas 4.2–4.6, and then we prove Key Lemma 4.1.

For a chart edge/arc, we call the endpoint with the orientation from it (respectively, toward it) the *initial point* (respectively, the *terminal point*).

5.1. Proofs of Lemmas 4.2–4.6. Lemmas 4.2–4.5 are used in [7, 8, 9]. In this section, we give the proofs of Lemmas 4.2 and 4.4 because we use similar methods to prove Key Lemma 4.1. We also give the proofs of Lemmas 4.3 and 4.5 to make this paper self-contained. Figures similar to Figs. 17–21

are in [7, 8, 9], especially in [7, 9]. Before the proofs, we give two lemmas which are also used in [7, 8, 9]. In Section 1, we used $h(\sigma_1, e) \sim h(\sigma_1^{-1}, e)$; see Fig. 1. We have a similar lemma.

Lemma 5.1. *For a braid b ,*

$$(5.1) \quad h(e, b) \sim h(e, b^{-1}).$$

Proof. Let E be a 2-disk where the ends of $h(e, b)$ are attached. Turning E around and regarding the orientation-reversed core loop as a new core loop, we have $h(e, b^{-1})$: thus $h(e, b) \sim h(e, b^{-1})$; see Fig. 17. \square

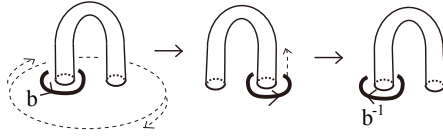


FIGURE 17. The image of $h(e, b) \sim h(e, b^{-1})$, where actually the chart consists of several chart loops along the cocore presenting the braid b .

Lemma 5.2. *For braids a , b and c ,*

$$(5.2) \quad h(e, c) + h(a, b) \sim h(e, bc) + h(a, b)$$

$$(5.3) \quad \sim h(e, a^{-1}c) + h(a, b).$$

Proof. We show (5.2). Sliding the initial end of $h(e, c)$ along the core of $h(a, b)$ and applying CI-M2 moves as in the first row of Fig. 18, $h(e, c) + h(a, b)$ becomes $h(e, bc) + h(a, b)$.

We show (5.3). Moving the initial end of $h(e, c)$ through the chart edges along the base arc of $h(a, b)$ and applying CI-M2 moves, $h(e, c) + h(a, b)$ becomes $h(e, a^{-1}b) + h(a, b)$; see the second row of Fig. 18. In Fig. 18, the crossing change is the deformation such that the crossing of the cores of the 1-handles are changed. Since the 1-handles are in 4-space, this deformation is an equivalent deformation. See [7, Claim 4.1] and the proof of [7, Lemma 4.6]. \square

Proof of Lemma 4.2. Let i ($i \in \{1, 2\}$) be the label of a chart edge ρ in whose neighborhood we have $h(\sigma_1, a) + h(\sigma_2, b)$. Apply a CI-M2 move between an arc of ρ and an arc along the base arc of $h = h(\sigma_i, c)$ ($c = a$ or b), move the other 1-handle under h to the other side of ρ , and by a CI-M2 move again, let h be on the other side of ρ ; see Fig. 19. Thus $h(\sigma_1, a) + h(\sigma_2, b)$ moves through any chart edge with any label. Hence we have the required result. \square

Proof of Lemma 4.3. A white vertex of type $(1, 2)$ (respectively, $(2, 1)$) have two arcs (respectively, one arc) with the label 1 oriented toward the vertex, and one arc (respectively, two arcs) with the label 1 oriented from the vertex. Since we have no black vertices, counting the numbers of arcs with the label 1, we see that the numbers of white vertices of type $(1, 2)$ is the same with that of white vertices of type $(2, 1)$. \square

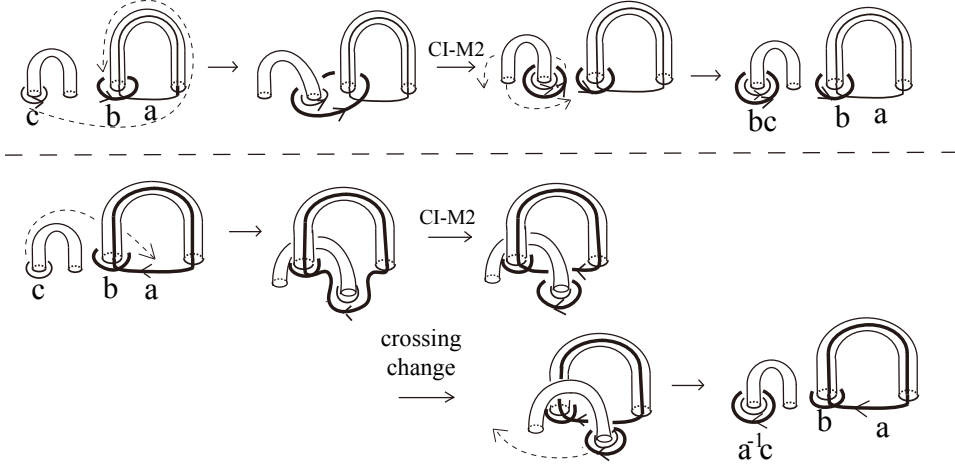


FIGURE 18. The image of $h(e, c) + h(a, b) \sim h(e, bc) + h(a, b)$ (the first row) and $h(e, c) + h(a, b) \sim h(e, a^{-1}c) + h(a, b)$ (the second row).

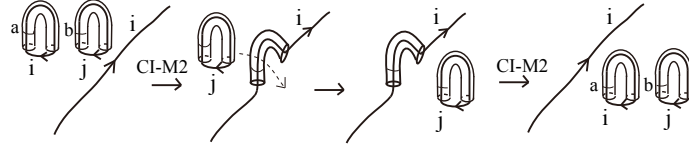


FIGURE 19. The set of 1-handles $h(\sigma_1, a) + h(\sigma_2, b)$ moves anywhere, where $\{i, j\} = \{1, 2\}$.

Proof of Lemma 4.4. By the same argument as in the proof of Lemma 3.1, we have the required result. \square

Proof of Lemma 4.5. Since the 1-handle is trivial, we can regard the core as the cocore, and the cocore as the orientation reversed core; see Fig. 20, see the proof of [7, Lemma 4.4] for a more detailed explanation. Thus $h(\sigma_2, e) \sim h(e, \sigma_2)$, which is the required result. \square

Proof of Lemma 4.6. (1) We consider the case when $n > 0$. The case $n < 0$ is shown similarly. Put $h' = h(\sigma_2, e)$. Apply a CI-M2 move to the chart arc of h' and the chart arc of $h = h(\sigma_1, (\sigma_2\sigma_1\sigma_1\sigma_2)^n)$ presenting the first σ_2 of $(\sigma_2\sigma_1\sigma_1\sigma_2)^n$, and move the ends of h' and collect all white vertices on h' . See Fig. 21 for the deformation when we collect the first white vertex on h' . See also Lemma 3.4 and Fig. 11. On h' , the orientations of the edges parallel to the cocore and around the first white vertex are reversed, and those of the edges around the other white vertices are unchanged. Hence, $h + h'$ deforms to

$$h(e, \sigma_1\sigma_2(\sigma_2\sigma_1\sigma_1\sigma_2)^{n-1}) + h(\sigma_1, \sigma_2^{-1}\sigma_1^{-1}\sigma_1\sigma_2(\sigma_2\sigma_1\sigma_1\sigma_2)^{n-1}).$$

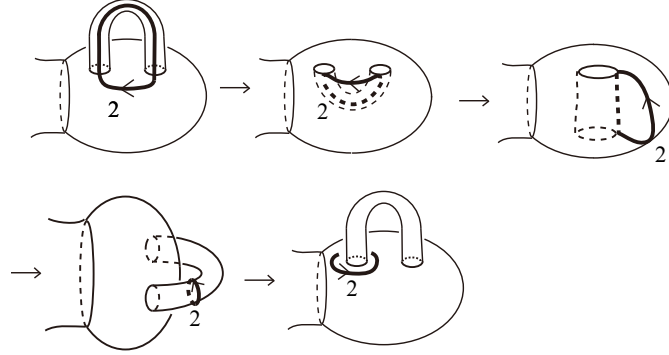


FIGURE 20. For a trivial 1-handle, $h(\sigma_2, e) \sim h(e, \sigma_2)$.

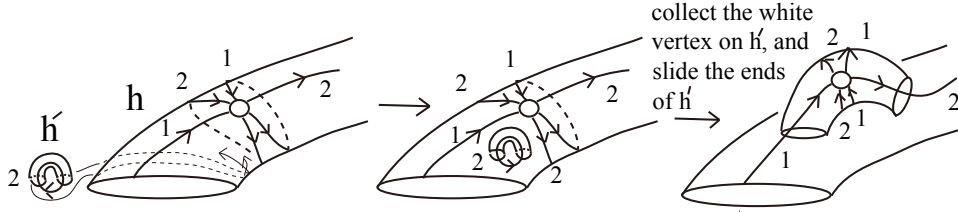


FIGURE 21. Reversal of orientations of the edges around the first white vertex.

By CI-M3' and CI-M1 moves as in Fig. 12, or, since $\sigma_2^{-1}\sigma_1^{-1}\sigma_1\sigma_2(\sigma_2\sigma_1\sigma_1\sigma_2)^{n-1} \sim (\sigma_2\sigma_1\sigma_1\sigma_2)^{n-1}$ and a 1-handle $h(a, b)$ is unique [5], we have

$$h(e, \sigma_1\sigma_2(\sigma_2\sigma_1\sigma_1\sigma_2)^{n-1}) + h(\sigma_1, (\sigma_2\sigma_1\sigma_1\sigma_2)^{n-1}).$$

By Lemma 5.1, $h(e, \sigma_1\sigma_2(\sigma_2\sigma_1\sigma_1\sigma_2)^{n-1}) \sim h(e, (\sigma_2\sigma_1\sigma_1\sigma_2)^{-(n-1)}(\sigma_1\sigma_2)^{-1})$, and it follows from Lemma 5.2 (5.2) that we have

$$h(e, (\sigma_1\sigma_2)^{-1}) + h(\sigma_1, (\sigma_2\sigma_1\sigma_1\sigma_2)^{n-1}).$$

By Lemma 5.1 again, $h(e, (\sigma_1\sigma_2)^{-1}) \sim h(e, \sigma_1\sigma_2)$; thus we have

$$h(e, \sigma_1\sigma_2) + h(\sigma_1, (\sigma_2\sigma_1\sigma_1\sigma_2)^{n-1}).$$

By Lemma 5.2 (5.3), we have

$$h(e, \sigma_2) + h(\sigma_1, (\sigma_2\sigma_1\sigma_1\sigma_2)^{n-1}) \sim h(\sigma_1, (\sigma_2\sigma_1\sigma_1\sigma_2)^{n-1}) + h(e, \sigma_2),$$

which is the required result.

(2) We consider the case when $n > 0$. The case $n < 0$ is shown similarly. Put $h' = h(e, \sigma_2)$. By Lemma 5.1, $h' \sim h(e, \sigma_2^{-1})$. Thus $h + h' \sim h' + h$ deforms to

$$h(e, \sigma_2^{-1}) + h(\sigma_1, (\sigma_2\sigma_1\sigma_1\sigma_2)^n).$$

By Lemma 5.2 (5.3), we have

$$h(e, \sigma_1^{-1}\sigma_2^{-1}) + h(\sigma_1, (\sigma_2\sigma_1\sigma_1\sigma_2)^n).$$

By Lemma 5.1 again, we have

$$h(e, \sigma_2\sigma_1) + h(\sigma_1, (\sigma_2\sigma_1\sigma_1\sigma_2)^n).$$

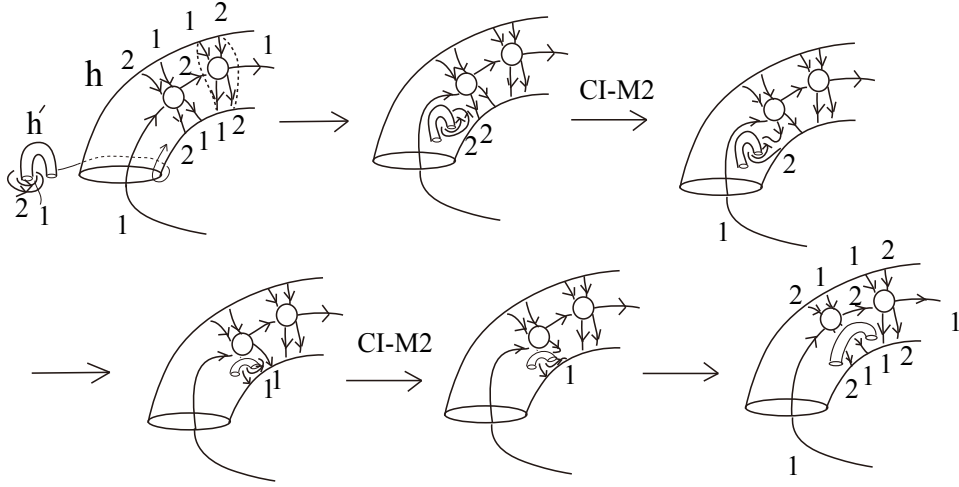


FIGURE 22. Moving the end of the 1-handle h' . For simplicity, we omit the labels of several chart edges.

Applying CI-M2 moves, we deform h' to the form such that h' is equipped with an empty chart and the ends are attached to the places in h as in the last figure of Fig. 22. Let w_1 and w_2 be the first and the second white vertices associated with the first sequence $\sigma_2\sigma_1\sigma_1\sigma_2$ of $(\sigma_2\sigma_1\sigma_1\sigma_2)^n$. Then, move w_1 and w_2 on h' and apply a CI-M3" move to cancel the pair (w_1, w_2) . Then, on h' , there are no white vertices.

We see the form of the resulting h' . We denote the initial points and the terminal points of arcs connected to the white vertices w_1 and w_2 by p_1, \dots, p_6 and q_1, \dots, q_6 as in Fig. 23. See the right figure of Fig. 23. Then, p_k and q_k are connected by a chart arc on h' ($k = 1, \dots, 6$). Further, we take p_1 on the initial end of h . We focus on the edges with the label 1. We start from p_1 and move along the edges. Then we move as follows. We start from p_1 , we move along the core of h' to q_1 , along the arc parallel to the cocore of h to q_5 , along the core of h' to p_5 , along the arc parallel to the cocore of h to p_3 , along the core of h' to q_3 . Thus, the arcs/edges with the label 1 form a connected path ρ . Move the terminal end of h along the base arc of h and ρ . Then, considering a closed path parallel to the cocore of h in a neighborhood of q_3 as a new end; see Fig. 24. Then h becomes $h(\sigma_1, (\sigma_2\sigma_1\sigma_1\sigma_2)^{n-1})$. The resulting 1-handle h' has only edges with the label 2. The 1-handle h' becomes $h(\sigma_2, e)$ by a CI-M1 move and CI-M2 moves as illustrated in Fig. 25. Thus we have the required result. \square

5.2. Proof of Key Lemma 4.1.

Proof. (1) Let (F, Γ) be a branched covering surface-knot of degree 3 such that Γ has no black vertices. We show that when we attach a 1-handle h to a certain place, we can slide an end of h , collecting white vertices including w , and the end comes back to a neighborhood of the other end.

We have a given white vertex w . We assume that w is of type $(1, 2)$. The other case when w is of type $(2, 1)$ is shown similarly. We attach a 1-handle

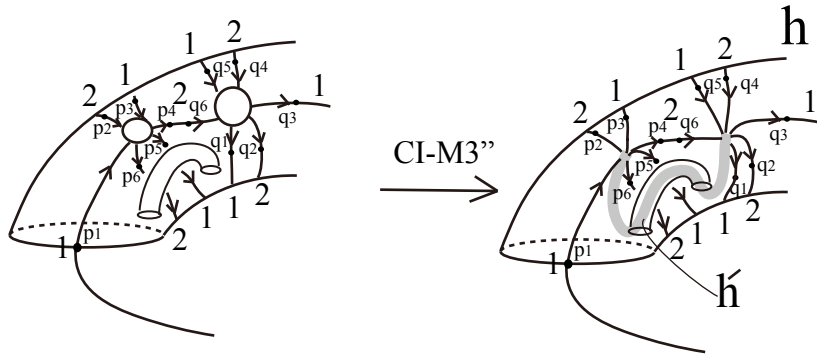


FIGURE 23. Eliminating a pair of white vertices, where in the right figure, we denote the set of parallel chart arcs by a gray ribbon.

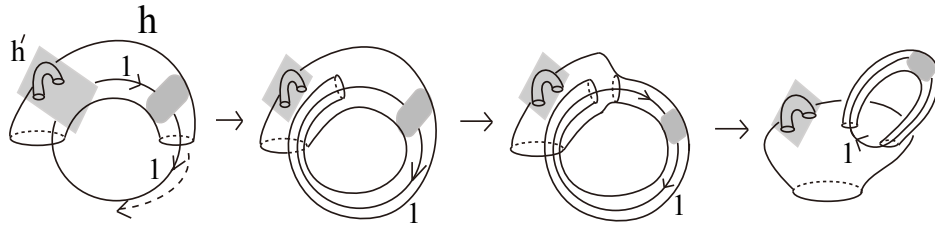


FIGURE 24. Sliding an end of h to obtain a new 1-handle, where there are chart edges and vertices in gray areas.

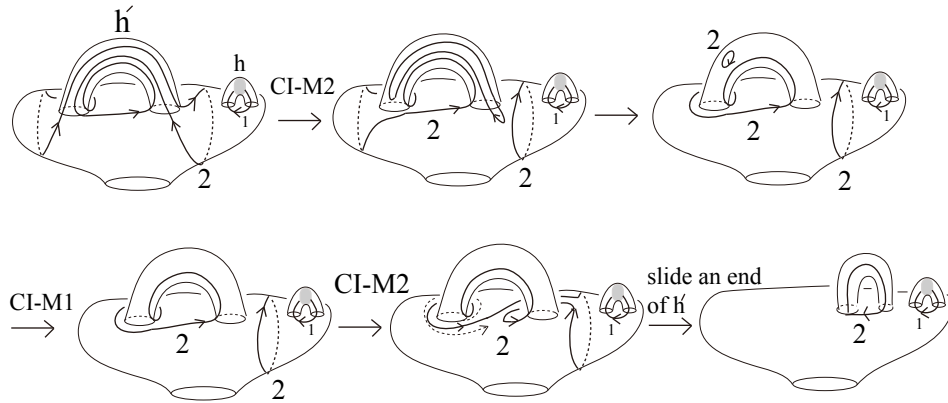


FIGURE 25. The 1-handle h' is equivalent to $h(\sigma_2, e)$. There are chart edges and vertices in gray areas.

$h = h(\sigma_1, e)$ in a neighborhood of a non-middle arc α_1 of $w_1 = w$ with the label 1. We apply a CI-M2 move and slide an end of h and collect w on h . Let α_2 be the chart edge which comes out from the sliding end of h . Then we have two cases: (Case 1) The edge α_2 is connected at the terminal point

with a white vertex w_2 as a non-middle arc, and (Case 2) The edge α_2 is connected at the terminal point with a white vertex w_2 as a middle arc.

(Case 1) Assume that α_2 is connected at the terminal point with a white vertex w_2 as a non-middle arc. Then, we collect w_2 on h , and we regard the resulting edge coming out from h (the diagonal edge of α_2 with respect to w_2) the new α_2 .

(Case 2) Assume that the chart edge α_2 is connected at the terminal point with a white vertex w_2 as a middle arc. Let i ($i \in \{1, 2\}$) be the label of α_2 . Then, w_2 is of type (j, i) ($\{j\} = \{1, 2\} \setminus \{i\}$). By equivalence deformation as in Fig. 26, we can connect the end of h with an arc of any edge α_3 with the label i which admits a path from α_2 to α_3 intersecting with no chart edges nor vertices. Since α_2 is a middle arc with respect to w_2 , the two edges sandwiching α_2 are distinct edges; thus there exists at least one edge with the label i which admits such a path.

Let X be the set of edges with the label i such that each element has a path from α_2 to itself, intersecting with no chart edges nor vertices. We assume that the elements of X are not contained in the 1-handle h . By the above argument, X contains edges other than α_2 .

Suppose that X contains an edge $\alpha_3 \neq \alpha_2$ which is connected at the terminal point with a white vertex w_3 of type (i, j) . Then, applying the deformation illustrated in Fig. 26 to α_2 and α_3 , we connect w_1 and w_3 by an edge. The arcs with the label i of a white vertex of type (i, j) with the orientation toward the vertex are non-middle arcs. Hence, we slide the end of h , and we collect w_3 on h .

Suppose that each element of X is an edge connected at the terminal point with a white vertex of type (j, i) . Since α_2 comes out of the sliding end of the 1-handle h , by Lemma 5.3, we take inductively a sequence of edges $\alpha_2, \beta_2, \alpha_3, \beta_3, \alpha_4, \beta_4, \dots$ where $\alpha_k \in X$ and β_k is an edge with the label j ($k = 2, 3, \dots$) such that the closure of the union of the edges forms a connected path ρ , and the edges are mutually distinct, until α_n or β_n goes into or comes out of the fixed end of h for some $n \geq 3$. We give ρ an orientation induced from that of α_2 . The edge going into or coming out of the fixed end of h is α_1 , which is an edge with the label 1 and oriented coherently with that of ρ . By Lemma 5.3, α_k is oriented coherently with that of ρ , and β_k is oriented oppositely to that of ρ ; thus, β_n cannot be α_1 and we see that $i = 1$ and $\alpha_n = \alpha_1$ for some n ($n \geq 3$). We apply a CI-M2 move between α_2 and α_n . Then, the sliding end of h is back to a neighborhood of the other end, which is the required result.

Repeating these processes, we have the required result.

(2) Let (F, Γ) be a branched covering surface-knot such that Γ has a positive number of black vertices. We take an edge α_2 which is connected at the initial point with a black vertex. Remark that counting the numbers of edges connected with black vertices at the initial points and the terminal points, we see that half of the black vertices are connected at the initial points of edges; thus, if there are black vertices, then there exists a black vertex connected at the initial point of an edge. Then, by the same argument as in the proof of (1), instead of collecting white vertices, we apply CIII-moves and we move the black vertex, as follows. If α_2 is connected at the

terminal point with another black vertex, then we have a free edge. If α_2 is connected at the terminal point with a white vertex w_2 as a non-middle arc, then, applying a CIII-move, we eliminate w_2 , and we regard the resulting edge connected with the black vertex at the initial point as the new α_2 . Suppose that α_2 is connected at the terminal point with a white vertex w_2 as a middle arc. Let i ($i \in \{1, 2\}$) be the label of α_2 . Then, w_2 is of type (j, i) ($\{j\} = \{1, 2\} \setminus \{i\}$). Because α_2 is connected with a black vertex, we cannot take a sequence of edges including α_2 such that the closure of the union of the edges forms a closed path; hence, Lemma 5.3 implies that there exists an edge α_3 with the label i which is connected at the terminal point with a white vertex w_3 of type (i, j) or a black vertex. Applying a CI-M2 move to α_2 and α_3 , we have one of the two cases: (Case 1) The black vertex and the white vertex w_3 of type (i, j) are connected by an edge oriented toward w_3 and with the label i , or (Case 2) The black vertex is connected with another black vertex by an edge with the label i . In Case 1, we eliminate w_3 by a CI-M3 move. In Case 2, we have a free edge. Repeating these processes, every black vertex becomes an endpoint of a free edge, and we have the required result. \square

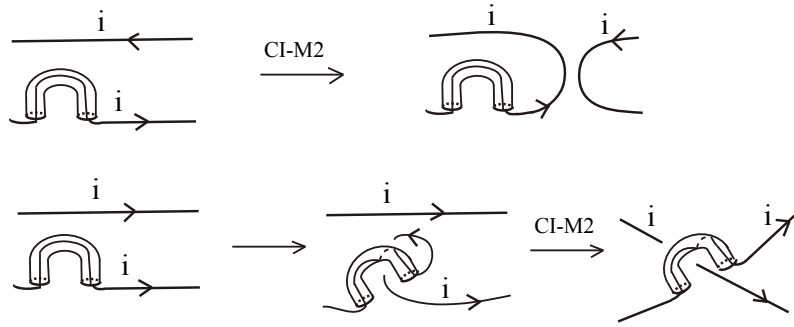


FIGURE 26. An end of a 1-handle with a chart arc along the core, can connect with another arc with the same label with any orientation. The first row (respectively, the second row) illustrates the case when the orientations of the arcs are opposite (respectively, coincide).

Lemma 5.3. *Let (F, Γ) be a branched covering surface-knot of degree 3. If necessary, we regard another chart as Γ which is C-move equivalent to Γ and has a smaller number of white vertices. Let α_2 be an edge with the label i connected at the terminal point with a white vertex of type (j, i) ($\{i, j\} = \{1, 2\}$). Let X be the set of edges with the label i such that each element admits a path from α_2 to itself, intersecting with no edges nor vertices. Assume that each element of X is an edge connected at the terminal point with a white vertex of type (j, i) . Then, we can take inductively a sequence of edges $\alpha_2, \beta_2, \alpha_3, \beta_3, \alpha_4, \beta_4, \dots$ (until we have $\alpha_n = \alpha_2$ for some $n \geq 3$) satisfying the following conditions.*

- (1) *The edge α_k is an element of X and β_k is an edge with the label j ($k = 2, 3, \dots$).*

- (2) The closure of the union of $\alpha_2, \beta_2, \alpha_3, \beta_3, \alpha_4, \beta_4, \dots$ form a connected path.
- (3) The pair of edges α_k and β_k (respectively, β_k and α_{k+1}) are both connected with the same vertex w_k (respectively, v_k) at the terminal points (respectively, the initial points).
- (4) The edges $\alpha_2, \beta_2, \alpha_3, \beta_3, \alpha_4, \beta_4, \dots$ are mutually distinct.

Proof. We take the sequence of edges $\beta_2, \alpha_3, \beta_3, \alpha_4, \beta_4, \dots$ as follows. First we suppose that each edge is connected with a white vertex at each endpoint. We show later that we can assume this situation.

Let w_2 be the white vertex connected with α_2 at the terminal point. Let β_2 be the adjacent edge of α_2 with respect to w_2 in the anti-clockwise direction. Let v_2 be the white vertex at the other endpoint of β_2 . Let α_3 be the adjacent edge of β_2 with respect to v_2 in the anti-clockwise direction. By the similar method, we take a sequence of edges $\alpha_2, \beta_2, \alpha_3, \beta_3, \dots$ ($\alpha_k \in X, \beta_k \in Y, k = 2, 3, \dots$) satisfying the conditions (1) and (2), and a sequence of white vertices $w_2, v_2, w_3, v_3, \dots$; see Fig. 27, where we don't know the orientations yet.

Now we see the orientations of edges. See Fig. 27. By assumption, the edge α_2 is with the label i and oriented toward w_2 . Since w_2 is of type (j, i) , β_2 is oriented toward w_2 . If α_3 is oriented toward v_2 , then v_2 is of type (i, j) and α_3 is connected with the white vertex v_2 of type (i, j) at the terminal point, which implies $\alpha_3 \notin X$, hence a contradiction. Thus we see that α_3 is oriented toward w_3 . Similarly, if β_3 is oriented toward v_3 , then w_3 is of type (i, j) , and α_3 is connected with the white vertex w_3 of type (i, j) at the terminal point, hence a contradiction. Thus we see that β_3 is oriented toward w_3 . By the same argument, we see that β_k is an edge with the label j which is oriented from v_k to w_k , and α_{k+1} is an edge with the label i which is oriented from v_k to w_{k+1} ($k = 2, 3, \dots$). Thus the sequence satisfies the condition (3).

Since w_k is connected with α_k at the terminal point, by assumption, w_k is of type (j, i) ($k = 2, 3, \dots$). We see that v_k is also of type (j, i) ($k = 2, 3, \dots$): If v_k for some k is of type (i, j) , then, a by CI-M3' move as in the top right figure of Fig. 6, we eliminate (v_k, w_k) , and we regard the resulting chart as the new Γ . Thus, we have Γ such that $w_2, v_2, w_3, v_3, \dots$ are all of type (j, i) .

Now, we show that each edge of $\beta_2, \alpha_3, \beta_3, \alpha_4, \beta_4, \dots$ is connected with a white vertex at each endpoint. Suppose that β_k (respectively, α_{k+1}) ($k = 2, 3, \dots$) is connected at the initial point (respectively, the terminal point) with a black vertex. Then, since the white vertices are all of type (j, i) , the edge β_k (respectively, α_{k+1}) is a non-middle edge of the white vertex w_k (respectively, v_k). Hence, if such a situation occurs, then, by a CIII-move we eliminate the white vertex w_k (respectively, v_k) and we regard the resulting chart as the new Γ . Thus we see the existence of the sequence satisfying the conditions (1), (2) and (3).

Around a white vertex w_k (respectively, v_k), α_k and β_k (respectively, β_k and α_{k+1}) are both oriented toward w_k (respectively, from v_k). Hence, if there appears the same white vertex in the sequence more than once (where we exclude the case $\alpha_n = \alpha_2$ for some n), then it is only by the form as in Fig. 28, and we see that the edges $\beta_2, \alpha_3, \beta_3, \alpha_4, \beta_4, \dots$ are mutually

distinct. Thus the sequence satisfies the condition (4), and we have the required result. \square

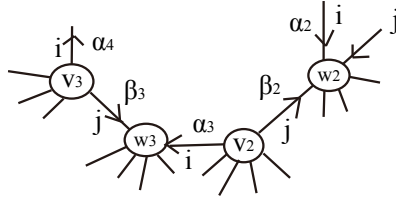


FIGURE 27. The edges $\alpha_2, \beta_2, \alpha_3, \beta_3, \alpha_4$ and the white vertices w_2, v_2, w_3, v_3 , where $\{i, j\} = \{1, 2\}$. We omit the orientations and labels of some edges.

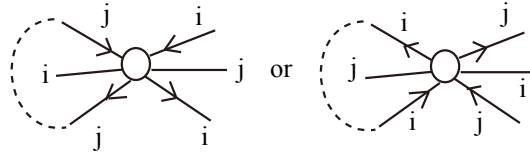


FIGURE 28. The form of a white vertex when it appears more than once in the sequence $w_2, v_2, w_3, v_3, \dots$, where $\{i, j\} = \{1, 2\}$ and we omit orientations of some edges.

ACKNOWLEDGEMENTS

The author was partially supported by JSPS KAKENHI Grant Number 15K17532.

REFERENCES

- [1] J. S. Carter, S. Kamada, M. Saito, *Surfaces in 4-space*, Encyclopaedia of Mathematical Sciences 142, Low-Dimensional Topology III, Berlin, Springer-Verlag, 2004.
- [2] S. Kamada, *Surfaces in R^4 of braid index three are ribbon*, J. Knot Theory Ramifications **1** (1992) 137–160.
- [3] S. Kamada, *Unknotting immersed surface-links and singular 2-dimensional braids by 1-handle surgeries*, Osaka J. Math. **36** (1999) 33–49.
- [4] S. Kamada, *Braid and Knot Theory in Dimension Four*, Math. Surveys and Monographs 95, Amer. Math. Soc., 2002.
- [5] I. Nakamura, *Surface links which are coverings over the standard torus*, Algebr. Geom. Topol. **11** (2011) 1497–1540.
- [6] I. Nakamura, *Satellites of an oriented surface link and their local moves*, Topology Appl. **164** (2014) 113–124.
- [7] I. Nakamura, *On addition of 1-handles with chart loops to 2-dimensional braids*, J. Knot Theory Ramifications **25**, Article ID 1650061, 32 p. (2016).
- [8] I. Nakamura, *Simplifying branched covering surface-knots by chart moves involving black vertices*, Illinois J. Math. **61** (2017) 497–515.
- [9] I. Nakamura, *Simplifying branched covering surface-knots by an addition of 1-handles with chart loops*, J. Knot Theory Ramifications **27**, Article ID 1850031, 29 p. (2018).

- [10] D. Roseman, *Reidemeister-type moves for surfaces in four-dimensional space*, in: Knot Theory, Banach Center Publications, vol. 42, Polish Acad. Sci., 1998, pp. 347–380.
- [11] L. Rudolph, *Braided surfaces and Seifert ribbons for closed braids*, Comment. Math. Helv. **58** (1983) 1–37.

FACULTY OF ELECTRICAL, INFORMATION AND COMMUNICATION ENGINEERING, INSTITUTE OF SCIENCE AND ENGINEERING, KANAZAWA UNIVERSITY,
KAKUMAMACHI, KANAZAWA, 920-1192, JAPAN
E-mail address: `inasa@se.kanazawa-u.ac.jp`