

Aggregate Fluctuations in Networks with Drift-Diffusion Models Driven by Stable Non-Gaussian Disturbances

Christoforos Somarakis and Nader Motee

Abstract—The focus of this paper is to quantify measures of aggregate fluctuations for a class of consensus-seeking multi-agent networks subject to exogenous noise with α -stable distributions. This type of noise is generated by a class of random measures with heavy-tailed probability distributions. We define a cumulative scale parameter using scale parameters of probability distributions of the output variables, as a measure of aggregate fluctuation. Although this class of measures can be characterized implicitly in closed-form in steady-state, finding their explicit forms in terms of network parameters is, in general, almost impossible. We obtain several tractable upper bounds in terms of Laplacian spectrum and statistics of the input noise. Our results suggest that relying on Gaussian-based optimal design algorithms will result in non-optimal solutions for networks that are driven by non-Gaussian noise inputs with α -stable distributions.

Index Terms—Consensus, Heavy-tailed noise, Performance Measures, α -stable processes, p -norm.

I. INTRODUCTION

The level of complexity in modern real-world networks can make them vulnerable to environmental or structural disturbances often with severe, if not catastrophic, consequences. Recent crises in various sectors of our society show specific frailties of dynamical networks due to weaknesses in their structures, e.g., the air traffic congestion problem [1], power outages [2], the financial crisis of 2008 (see Ch. 17-18 in [3]) and other major disruptions.

Thus the problem of performance and robustness in high dimensional networks is pivotal in designing inter-dependent systems that withstand negative effects of disturbances. Application areas include, but are not limited to, co-operative control of multi-agent systems, collaborative autonomy, transportation networks, power networks, metabolic pathways and financial networks (see for example [4], [5] and references therein).

Standard models of uncertainty in dynamic processes assume underlying probability distributions with well-defined first and second moments. A particularly prominent example is this of white noise, where the underlying distribution is Gaussian. Its main advantage is classic theory of stochastic differential equations (SDE) [6], that provides clean and tractable results. This gives rise to Engineers to leverage Gaussian-induced sources of perturbation on networked control systems and design optimal structures that mitigate undesirable noise-related effects [7], [8], [9], [10].

Despite elegant formulation, systems perturbed by purely Gaussian perturbations have attracted considerable criticism. The primary dispute relies on the claim that Gaussian approximations fail to model real-world uncertainty that occasionally exhibits susceptibility to large and unexpected events [11], [12], [13].

A. Shortcomings of Gaussian Assumptions

Systems perturbed by white noise generate stochastic processes that fluctuate around the expected (unperturbed) value in an amorphous yet highly regularized manner. The resulting dynamics essentially preserve the Gaussian nature of perturbations, along with its light-tailed property. Thus, there is no reasonable possibility for abrupt and outlying values to emerge, in other words faithful signs of large and unexpected fluctuations, or shocks, in the network. As explained in [11], shock events are ubiquitous in real world situations. Furthermore, they are identified as such, if they lie outside the realm of regular expectations, carry an extreme impact and have likelihood of happening. It is precisely the light-tailed property of Gaussian measures that hinders realistic possibility of shocks. To gain a better understanding, the qualitative difference in a solution trajectory perturbed by light-tailed and a solution trajectory perturbed by heavy-tailed noise, is illustrated in Figure 1.

B. Related Literature & Contributions

Mathematical models driven by non-Gaussian and heavy-tailed disturbances have been proposed in various disciplines [14], [15]. To the best of our knowledge, control community lacks relevant studies and results, with the exception of [16].

In this paper, we develop the theoretical framework of heavy-tailed consensus seeking networks. These are types of drift-diffusion stochastic differential equations, driven by α -stable noise. The drift (deterministic) part is selected to be an average consensus protocol. This is the standard control law for asymptotic agreement over agents and it enjoys lasting interest in problems of cooperative dynamics, formation control, distributed computation and optimization [17]. The diffusion part consists of additive α -stable random measures that model noise as exogenous disturbance on the unperturbed (drift) dynamics.

The objective of our work to lay the groundwork analysis of this class of systems. It is found that the systemic (i.e.,

C. Somarakis and N. Motee are with the Department of Mechanical Engineering & Mechanics, Lehigh University, Bethlehem, PA, 18015, USA e-mail: {csomarak,motee}@lehigh.edu

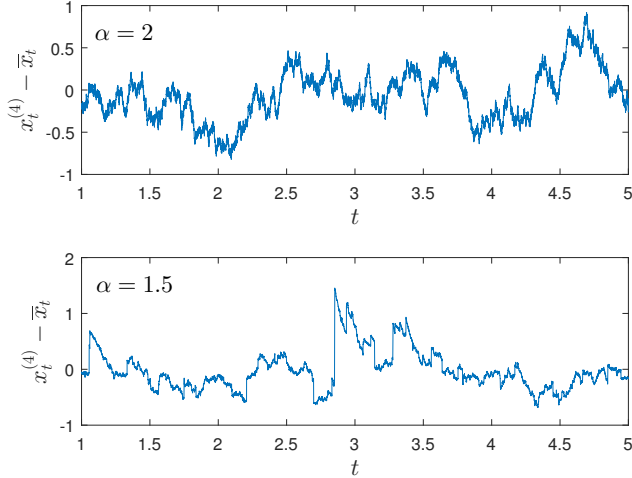


Fig. 1: Simulation of output dynamics of system (7) for $n = 7$ agents, in the face of white ($\alpha = 2$) and heavy-tailed ($\alpha < 2$) noise inputs. The latter type of perturbations results in dynamics with jumps that represent, more realistically, the effect of shocks on the nominal process.

network-wide) response towards this class of noise is quantitatively and qualitatively different when compared to gaussian-induced systemic fluctuations. Furthermore we highlight the perplexed interplays between network topology and noise as a means to understand the manner with which shocks are propagated through the network, affecting its ability to remain in equilibrium. In particular, we introduce a measure to quantify aggregate fluctuation for networks driven by α -stable noise. We derive an implicit formulation of the metric for system outputs and we explore its basic properties. Moreover, we highlight its connection with the \mathcal{H}_2 -based performance measure for linear systems with white-noise inputs [9] as well as with other p -metrics. Explicit expression of the systemic performance metric appears to be generally impossible. Exceptions are communication topologies with uniform, all-to-all connectivity or purely gaussian noise perturbations. For this reason we obtain tractable bounds of the performance metric which we believe to be useful in network design problems. Numerical examples are discussed and validate our theoretical results. We suggest that \mathcal{H}_2 -based design algorithms are not only incompatible for the case of heavy-tailed disturbances, but they also deliver sub-optimal topologies. It is acknowledged that the present work is an outgrowth of [18]. This version considers more general (i.e. not necessarily symmetric) α -stable random measures, and it includes detailed proofs of technical results.

II. PRELIMINARIES

By \mathbb{R}^n we denote the n -dimensional Euclidean space, with elements $x = [x^{(1)}, \dots, x^{(n)}]^T \in \mathbb{R}^n$. For any $x \in \mathbb{R}^n$, $\|x\|_p := \sqrt[p]{\sum_j |x^{(j)}|^p}$, for $p > 0$. The fundamental property on the equivalence of norms in \mathbb{R}^n :

$$\|x\|_p \leq \|x\|_r \leq n^{\frac{1}{r} - \frac{1}{p}} \|x\|_p \quad \text{for } p > r > 0.$$

Given a probability space $(\Omega, \mathcal{F}, \mathbb{P})$ we say that a random variable $z(\omega) : \Omega \rightarrow \mathbb{R}$ follows a stable distribution, and we write

$$z \sim S_\alpha(\sigma, \beta, \mu),$$

if there exist parameters $0 < \alpha \leq 2$, $\sigma \geq 0$, $-1 \leq \beta \leq 1$ and $\mu \in \mathbb{R}$, such that its characteristic function is of the form:

$$\phi_z(\theta) = \mathbb{E}[e^{i\theta z}] = \exp\{\sigma^\alpha(-|\theta|^\alpha + i\theta\omega(\theta, \alpha, \beta)) + i\mu\theta\}$$

where $\omega(\theta, \alpha, \beta)$ stands for the function

$$\omega(\theta, \alpha, \beta) = \begin{cases} \beta|\theta|^{\alpha-1} \tan \frac{\pi\alpha}{2}, & \alpha \neq 1 \\ -\beta \frac{2}{\pi} \ln |\theta|, & \alpha = 1. \end{cases}$$

The parameter α is called the stability index of the distribution. Parameter α basically characterizes the impulsiveness (i.e. frequency and magnitude) of the shocks. The parameter σ is the scale of the distribution and it is closely related to the standard deviation: The larger the scale parameter is, the more spread out the distribution becomes. Parameter β is the skewness of the distribution, an indicator of asymmetry. Finally, μ is the shift of the distribution and it plays the role of the mean value¹. The following results summarize basic properties of stable random variables. They are drawn from [19] and stated below as Propositions 1, 2 and 3 to enhance readability and keep our manuscript self-contained.

Proposition 1. Let $z \sim S_\alpha(\sigma, \beta, \mu)$. It holds that:

1. For any $a \in \mathbb{R}$, $z + a \sim S_\alpha(\sigma, \beta, \mu + a)$.
2. For any $a \neq 0$

$$az \sim \begin{cases} S_\alpha(|a|\sigma, \text{sgn}(a)\beta, a\mu), & \alpha \neq 1 \\ S_\alpha(|a|\sigma, \text{sgn}(a)\beta, a\mu - 2a \ln(|a|)\sigma\beta), & \alpha = 1 \end{cases}$$

3. If $\alpha < 2$

$$\mathbb{E}[|z|^p] \begin{cases} < \infty, & \text{for } 0 < p < \alpha \\ = \infty, & \text{for } p \geq \alpha \end{cases}$$

In addition, if $\mu = 0$, and $\beta = 0$ only if $\alpha = 1$, it holds

$$\mathbb{E}[|z|^p] = c^p \sigma^p,$$

where $c = c(\alpha, \beta, p) = (\mathbb{E}[|z_0|^p])^{\frac{1}{p}}$ for $z_0 \sim S_\alpha(1, \beta, 0)$.

A closed form expression of constant c is reported in [19]. Its most remarkable property is its limit at α :

$$\lim_{p \rightarrow \alpha^-} c(\alpha, \beta, p) = \begin{cases} +\infty, & \alpha < 2 \\ \sqrt{2}, & \alpha = 2 \end{cases} \quad \text{for all } \beta \in [-1, 1].$$

Proposition 2. Let $z_i \sim S_\alpha(\sigma_i, \beta_i, \mu_i)$, $i = 1, 2$ be independent. Then

$$z_1 + z_2 \sim S_\alpha\left((\sigma_1^\alpha + \sigma_2^\alpha)^{\frac{1}{\alpha}}, \frac{\beta_1\sigma_1^\alpha + \beta_2\sigma_2^\alpha}{\sigma_1^\alpha + \sigma_2^\alpha}, \mu_1 + \mu_2\right).$$

¹see Property 1.2.19 in [19].

The random variable $z \sim S_\alpha(\sigma, 0, 0)$ is called symmetric α -stable, for which we write $z \sim S_\alpha S$. Its characteristic function takes the form

$$\phi_z(\theta) = e^{-\sigma^\alpha |\theta|^\alpha}.$$

A finite collection of α -stable random variables $z_i \sim S_\alpha(\sigma_i, \beta_i, \mu_i)$, $i = 1, \dots, d$ can form an α -stable vector $z = [z^{(1)}, \dots, z^{(d)}]^T$.

A scalar-valued stochastic process $\{z_t, t \in [0, \infty]\}$ is stable if all its finite dimensional distributions are stable. A nominal example is this of α -stable Lévy process $z = \{z_t, t \geq 0\}$ with the properties:

[1.] $z(0) = 0$ a.s.

[2.] z attains independent increments

[3.] $z_t - z_s \sim S_\alpha((t-s)^{1/\alpha}, \beta, 0)$, for $0 \leq s < t < \infty$.

A vector valued α -stable random process $z = \{z_t\}_t$ with $z_t = [z_t^{(1)}, \dots, z_t^{(d)}]^T$, $t \geq 0$ is a family of α -stable vectors parametrized by t .

Stable Integrals. The building blocks of stable integrals are random measures. Let (Ω, \mathcal{F}, P) be a probability space and $L^0(\Omega)$ the set of all real random variables defined on it. Let also (B, \mathcal{B}, m) be a measure space. Take $\beta : B \rightarrow [-1, 1]$ a measurable function and $\mathcal{B}_0 \subset \mathcal{B}$ that contains sets of finite m -measure.

Definition 1. A set function $M : \mathcal{B}_0 \rightarrow L^0(\Omega)$ is a random measure, if it satisfies the following properties:

I. It is independently scattered, i.e. for any finite collection of disjoint sets $A_1, \dots, A_k \in \mathcal{B}_0$, the random variables $M(A_1), \dots, M(A_k)$ are independent.

II. It is σ -additive on \mathcal{B}_0 .

III. For every $A \in \mathcal{B}_0$,

$$M(A) \sim S_\alpha\left((m(A))^{1/\alpha}, \frac{\int_A \beta(y) m(dy)}{m(A)}, 0\right)$$

The next example establishes an intimate connection between random measures and stable processes.

Example 1. Let M be an α -stable random measure on $([0, \infty), \mathcal{B})$ with $m(dx) = \frac{1}{\alpha} dx$ and constant skewness density β , $0 \leq x < \infty$. The process $Z = \{Z_t, t \geq 0\}$ defined through $Z_t = M([0, t])$, $0 \leq t < \infty$ is an α -stable Lévy motion.

The stable integral defined as

$$I(f) := \int_B f(y) M(dy)$$

are taken over integrands that are members of

$$F_\alpha = \left\{ f \in \mathcal{B} : \int_B |f(y)|^\alpha m(dy) < \infty \right\}. \quad (1)$$

Proposition 3. The integral $I(f)$ attains the properties:

1. $I(f) \sim S_\alpha(\sigma_f, \beta_f, \mu_f)$ with $\sigma_f^\alpha = \int_B |f(x)|^\alpha m(dx)$, $\beta_f = \frac{\beta}{\sigma_f} \int_B f(x)^{<\alpha>} m(dx)$, and

$$\mu_f = \begin{cases} 0, & \alpha \neq 1 \\ -\frac{2}{\pi} \beta \int_B f(x) \ln |f(x)| m(dx), & \alpha = 1. \end{cases}$$

The notation $q^{<\alpha>}$ stands for

$$q^{<\alpha>} = \begin{cases} |q|^\alpha & \text{if } q > 0, \\ -|q|^\alpha & \text{if } q < 0. \end{cases}$$

2. $I(a_1 f_1 + a_2 f_2) = a_1 I(f_1) + a_2 I(f_2)$, for any $f_1, f_2 \in F_\alpha$, and constants $a_1, a_2 \in \mathbb{R}$.

Example 2. Let the α -stable random measure M of Example 1. Then $f(x) = e^{-\lambda x}$, $\lambda > 0$, clearly belongs to F_α , $\alpha \in (0, 2]$. For fixed $t > 0$, the integral

$$\int_0^t e^{-\lambda(t-s)} M(ds) \sim S_\alpha(\sigma, \beta, \mu_f)$$

defines a stable process so that for $\sigma^\alpha = \frac{1-e^{-\alpha\lambda t}}{\alpha^2\lambda}$, $\beta_f = \beta$ and $\mu_f = -\frac{2}{\pi}\beta [te^{-\lambda t} - \frac{1}{\lambda}(1-e^{-\lambda t})]$ if $\alpha = 1$ and 0, otherwise. At $t \rightarrow \infty$ the stable integral converges, in distribution, to $S_\alpha(\frac{1}{\alpha\sqrt[\alpha]{\lambda}}, \beta, 0)$ for $\alpha \neq 1$ or $S_1(\frac{1}{\lambda}, \beta, \frac{2}{\pi}\beta)$.

Algebraic Graph Theory. The vector of all ones is denoted by $\mathbf{1}$ and the $n \times n$ centering matrix is

$$M_n := I_n - \frac{1}{n} \mathbf{1}\mathbf{1}^T.$$

An undirected weighted graph \mathcal{G} is defined by the triple $\mathcal{G} = (\mathcal{V}, \mathcal{E}, w)$, where \mathcal{V} is the set of nodes of \mathcal{G} , \mathcal{E} is the set of links of the graph, and $w : \mathcal{E} \rightarrow \mathbb{R}_+$ is the weight function that maps each link to a non-negative scalar a_{ij} . The matrix $L = [l_{ij}]$ with

$$l_{ij} = \begin{cases} -a_{ij}, & i \neq j \\ \sum_{j=1}^n a_{ij}, & i = j \end{cases}$$

is the Laplacian matrix of \mathcal{G} . The following condition holds true throughout the paper.

Assumption 1. The coupling graphs of all networks considered in this paper are simple, undirected, and connected.

A number of important consequences immediately follow. At first, $a_{ij} = a_{ji}$ for all $i, j \in \mathcal{V}$ that makes L symmetric. Then its eigenvalues are real and they can be ordered as

$$0 = \lambda_1 < \lambda_2 \leq \dots \leq \lambda_n.$$

Furthermore, L can be represented as $L = Q\Lambda Q^T$, where $\Lambda = \text{diag}(\lambda_1, \dots, \lambda_n)$ and $Q = [q_1 \mid \dots \mid q_n]$ is a matrix the i^{th} column of which corresponds to the eigenvector associated with the eigenvalue λ_i of L . Finally, $\{q_i\}_{i \in [n]}$ can be chosen to satisfy

$$q_i^T q_j = \begin{cases} 1 & \text{if } i = j \\ 0 & \text{if } i \neq j. \end{cases}$$

Under this normalization condition, the eigenvector of the smallest eigenvalue $\lambda_1 = 0$, takes the form $q_1 = \frac{1}{\sqrt{n}} \mathbf{1}$. For the

sake of convenience, we define below a few graph laplacian related functions:

$$f_{ij}(t) = \sum_{k=2}^n q_{ik} q_{jk} e^{-\lambda_k t} \quad (2)$$

$$g(t) = \sum_{k=2}^n e^{-\lambda_k t} \quad (3)$$

$$G_\alpha = \int_0^\infty g^\alpha(s) ds \quad (4)$$

where λ_k the k^{th} eigenvalues of $L = Q\Lambda Q^T$, q_{ij} the (i, j) element of Q , and $\alpha \in (0, 2]$. Note that f_{ij} clearly belong to F_α . In addition, $|q_{ij}| \in [0, 1]$ implies $|f_{ij}(t)| \leq g(t)$. Additionally, we define

$$\Lambda_{\alpha,p}^{(k)} = \Gamma^{\frac{1}{p}}(\alpha + 1) \left[\sum_{m=2}^{k-1} \frac{(\lambda_k - \lambda_m)^{\frac{\alpha}{p}}}{(\alpha \lambda_m)^{\frac{\alpha+1}{p}}} + \sum_{m=k+1}^n \frac{(\lambda_m - \lambda_k)^{\frac{\alpha}{p}}}{(\alpha \lambda_k)^{\frac{\alpha+1}{p}}} \right] \quad (5)$$

where $\Gamma(z)$ stands for the Gamma function. With a little abuse of notation, we define

$$\Lambda_{\alpha,p} = \sum_{k=2}^n \Lambda_{\alpha,p}^{(k)}. \quad (6)$$

III. PROBLEM STATEMENT

Consider a collection of $1, \dots, n$ autonomous agents, defined through the state $x^{(i)} \in \mathbb{R}$, $i = 1, \dots, n$. The agents execute a consensus algorithm on a network with symmetric couplings to align their states. This alignment process is perturbed by n noise sources powered by stable random motions. Every source is attached to node i and it acts independently of the rest of the sources. This setting leads to the following system of stochastic differential equations:

$$dx_t = -L x_t dt + dz_t, \quad t > 0 \quad (7)$$

where $x_t = [x_t^{(1)}, \dots, x_t^{(n)}]^T$ is the state vector, L is the graph laplacian matrix that satisfies Assumption 1. Evidently, $dz_t = M(dt)$ is a multi-dimensional stable process under the next condition:

Assumption 2. $dz_t = [M_1(dt), \dots, M_n(dt)]^T$ is a vector of n independent random measures. For every $i = 1, \dots, n$, the measure $M_i(dt)$ is defined on the measure space $([0, \infty), \mathcal{B}([0, \infty)), |\cdot|)$ such that

$$M_i(t-s) \sim S_\alpha(|t-s|^{1/\alpha}, \beta_i, 0), \quad \beta_i \in [-1, 1]$$

is a random measure.

The initial vector in system (7), $x_0 = [x_0^{(1)}, \dots, x_0^{(n)}]^T$, is arbitrary but fixed and it is chosen independently of dz_t . System (7) is the differential form of a multi-dimensional generalized Ornstein-Uhlenbeck process, with integral representation

$$x_t = e^{-Lt} x_0 + \int_0^t e^{-L(t-s)} dz_s \quad (8)$$

Processes of this type have been studied in the past (see for example [20] and [21]) for dz_s a generic stable measure and $-L$ being Hurwitz (i.e. $\lim_{t \rightarrow +\infty} e^{-Lt} = O_{n \times n}$).

The first objective of this paper is to study the fundamental properties of the solution of (8), define concepts of performance for (7), and calculate them explicitly, whenever possible. Otherwise we obtain faithful approximations and validate their efficiency.

IV. OUTPUT SIGNAL STATISTICS

Unlike the models discussed in [20] and [21], $-L$ in (7) is not Hurwitz. The interest in the study of consensus seeking systems is on observables that measure types of state differences. For example, we are interested in the relative agent displacement (i.e., $x^{(i)} - x^{(j)}$), or agents' deviation from network average (i.e., $x^{(i)} - \frac{1}{n} \sum_{j=1}^n x^{(j)}$). For the latter case, stacking all the elements $i = 1, \dots, n$ yields

$$y = M_n x \quad (9)$$

where $M_n = I_n - \frac{1}{n} \mathbf{1}\mathbf{1}^T$ is the centering matrix. Applying this transformation to (7) sets the marginal eigenvalue unobservable so that noise-free output is asymptotically stable. Also, the noisy output process $y = \{y_t = M_n x_t, t \geq 0\}$ enjoys a number of remarkable properties summarized below.

Theorem 1. *Under Assumptions 1 and 2, the process $y = \{y_t, t \geq 0\}$ in (9) generated by $x = \{x_t, t \geq 0\}$ to be the realization of (8), satisfies:*

$$y_t = Q\Phi(t)Q^T y_0 + \int_0^t Q\Phi(t-s)Q^T dz_s, \quad (10)$$

where

$$\Phi(t) = \text{Diag}[0, e^{-\lambda_2 t}, \dots, e^{-\lambda_n t}]$$

and $\{\lambda_i\}_{i=2}^n$ the eigenvalues of L . For every fixed t , y_t is a stable vector, with the i^{th} element $y_t^{(i)}$ a stable random variable with t -dependent distribution parameters. As $t \rightarrow \infty$, the l^{th} element of $\bar{y} = \lim_t y_t$, is distributed as

$$\bar{y}^{(l)} \sim S_\alpha(\sigma_l, \beta_l, \mu_l)$$

where

$$\begin{aligned} \sigma_l^\alpha &= \sum_{j=1}^n \sigma_{lj}^\alpha \\ \beta_l &= \frac{1}{\alpha} \frac{\sum_j \beta_j \sigma_{lj}^\alpha \int_0^\infty f_{lj}(s)^{<\alpha>} ds}{\sigma_j^\alpha} \\ \mu_l &= \begin{cases} 0, & \alpha \neq 1 \\ -\frac{2}{\pi} \sum_j \beta_j \int_0^\infty f_{lj}(s) \ln |f_{lj}(s)| ds, & \alpha = 1 \end{cases} \end{aligned} \quad (11)$$

with

$$\sigma_{lj}^\alpha = \frac{1}{\alpha} \int_0^\infty |f_{lj}(s)|^\alpha ds. \quad (12)$$

Proof. For the first part of the proof we observe that M_n can be expressed as $M_n = QEQ^T$, where Q is the eigenvector

matrix of L , and E the $n \times n$ diagonal matrix with structure $E = \text{Diag}[0, 1, \dots, 1]$. For $y_t = M_n x_t$, we have

$$\begin{aligned} y_t &= QEQ^T Qe^{-\Lambda t} Q^T x_0 + QEQ^T \int_0^t Qe^{-\Lambda(t-s)} Q^T dz_s \\ &= Q\Phi(t)Q^T x_0 + \int_0^t Q\Phi(t-s)Q^T dz_s \\ &= Q\Phi(t)(EQ^T x_0) + \int_0^t Q\Phi(t-s)Q^T dz_s \\ &= Q\Phi(t)Q^T y_0 + \int_0^t Q\Phi(t-s)Q^T dz_s. \end{aligned}$$

The second step is due to the linearity of the integral operator in Proposition 3. The l^{th} element of y_t , equals²

$$y_t^{(l)} = \sum_{j=1}^n f_{lj}(t)y_0^{(j)} + \sum_{j=1}^n \int_0^t f_{lj}(t-s)M_j(ds),$$

where $f_{ij}(t)$ as in (2). In other words, $y_t^{(l)}$ is equal to a transient constant term plus the sum of n independent α -stable integrals, each of which involves an m -measurable function. From Proposition 3, the j^{th} stable integral

$$\int_0^t f_{lj}(t-s)M_j(ds) \sim S_\alpha(\sigma_{lj}(t), \beta_{lj}(t), \mu_{lj}(t))$$

with

$\sigma_{lj}(t)^\alpha = \frac{1}{\alpha} \int_0^t |f_{lj}(s)|^\alpha ds$, $\beta_{lj}(t) = \frac{\beta_j \int_0^t f_{lj}(s)^{<\alpha>} ds}{\sigma_{lj}(t)}$, and $\mu_{lj}(t) \equiv 0$ if $\alpha \neq 1$ and $\mu_{lj}(t) = -\frac{2\beta_j}{\pi} \int_0^t f_{lj}(s) \ln |f_{lj}(s)| ds$, otherwise. An inductive application of Proposition 2 implies that the sum of n independent stable integrals, is a stable random variable:

$$\sum_{j=1}^n \int_0^t f_{lj}(t-s)M_j(ds) \sim S_\alpha(\sigma_l(t), \beta_l(t), \mu_l(t))$$

with $\sigma_l^\alpha(t) = \sum_j \sigma_{lj}^\alpha(t)$, $\beta_l(t) = \frac{1}{\alpha} \frac{\sum_j \beta_{lj}(t)}{\sum_j \sigma_{lj}^\alpha(t)}$, and $\mu_l(t) = \sum_j \mu_{lj}(t)$. The result follows immediately after taking the limit in t . \square

Theorem 1 explains that the distance of agents from network average follows a well-defined stable distribution for all times. It is remarked that the network topology affects the spread of the distribution, the symmetry and if $\alpha = 1$, also the shift parameter. Network topology does not, however, impact stability index α . We conclude that the deterministic process (in our case the network topology) cannot affect the tail of the distribution. The impulsiveness and frequency of the shocks will continue to affect the system regardless of its structure. The network can, to some extent, handle its ability to remain rigid in the face of these shocks.

Another observation due at this point, is that distribution parameters, although valuable, are quite difficult to be expressed in closed form. Unfortunately, α -stable processes are not famous for yielding elegant formulas, especially for multi-dimensional systems [19]. In an interesting turn of events, there is a remarkable exception to this major difficulty for linear consensus systems.

²We consider equality in the sense of distribution, when we refer to stochastic processes.

Corollary 1. *If for the graph laplacian spectrum, it holds that $\lambda_2 = \lambda_n =: \lambda$ then for any $t \geq 0$*

$$y_t^{(l)} \sim S_\alpha(\sigma_l(t), \beta_l(t), \mu_l(t))$$

with

$$\begin{aligned} \sigma_l(t) &= \frac{(n-1) + (n-1)^\alpha (1 - e^{-\alpha\lambda t})}{n^\alpha \alpha^2 \lambda} \\ \beta_l(t) &= \frac{(1 - e^{-\alpha\lambda t})(\beta_l(n-1)^\alpha - \sum_{j \neq l} \beta_j)}{n^\alpha \alpha^3 \lambda [(n+1)(1 + (n-1)^{\alpha-1})]} \\ \mu_l(t) &= \begin{cases} 0, & \alpha \neq 1 \\ 2 \frac{\lambda^{-1}(1 - e^{-\lambda t}) - te^{-\lambda t}}{n\pi} ((n-1)\beta_l - \sum_{j \neq l} \beta_j), & \alpha = 1. \end{cases} \end{aligned}$$

Proof. Condition $\lambda_2 = \lambda_n$ implies $\lambda_2 = \lambda_3 = \dots = \lambda_n = \lambda > 0$. Also, by virtue of symmetry on L the matrix Q consists of unit length mutually orthogonal columns as well as rows. In view of $q_1 = \frac{1}{\sqrt{n}} \mathbf{1}$, it is straightforward

$$f_{ij}(t) = \begin{cases} -\frac{1}{n} e^{-\lambda t}, & i \neq j \\ \frac{n-1}{n} e^{-\lambda t}, & i = j. \end{cases}$$

Consequently,

$$\sigma_{ij}^\alpha(t) = \begin{cases} \frac{1}{n^\alpha \alpha^2 \lambda} (1 - e^{-\alpha\lambda t}), & i \neq j \\ \frac{(n-1)^\alpha}{n^\alpha \alpha^2 \lambda} (1 - e^{-\alpha\lambda t}), & i = j. \end{cases}$$

The result follows by straightforward algebra. \square

Canonical example of a graph with identical non-zero laplacian eigenvalues is the complete graph with uniform coupling weights³. Although Corollary 1 assumes such a special case of connectivity, one can make a few network related significant remarks. Corollary 1 suggests that for fixed number of agents and increased connectivity (i.e. $\lambda \gg 1$) the scale, the skew and the shift of the distribution deteriorate as $\mathcal{O}(\lambda^{-1})$. On the other hand, growth of network with fixed communication weights (i.e. $n \gg 1$) reveals essentially α -dependent behavior. To see this let us for a moment focus on on symmetric α -stable noise (i.e. $\beta = \mu = 0$). In such case, scale σ_l grows as $\mathcal{O}(n^{1-\alpha})$ when noise sources do not attain finite first moments (i.e. α in the range of $(0, 1)$). On the other hand, scale converges to $\frac{1 - e^{-\alpha\lambda t}}{\alpha^2 \lambda}$ if noise has finite first moments (i.e. α in the range of $(1, 2]$). The direct implication of Corollary 1 is that large-scale networks (in terms of number of nodes) may exhibit higher deviations than small-scale networks, when additive noise induce shocks of increased frequency and impact (i.e. with infinite expectation). The situation is reversed when noise is less impulsive (i.e. $\alpha \in [1, 2]$).

V. MEASURES OF AGGREGATE DEVIATIONS

For stability index $\alpha = 2$, we recover the Gaussian-based stochastic behavior of $y = \{y_t, t \geq 0\}$. The statistical properties of interest are rendered from their first and second moments, both of which are well-defined and asymptotically constant. For networks like (7) researchers focus on the aggregate variability of the output, $\mathbb{E}[\|y_t\|^2]$, in order to measure

³Also called complete topological graph.

its behavior in the face of noise. As Proposition 1 explains, this is not possible for stable noise with $\alpha < 2$. This poses the question on how could one quantify the impact of noise to a dynamical system hit by heavy-tailed noise. One answer could be the sum of scales in a α -stable vector.

Definition 2. The cumulative scale of an α -stable vector $y = [y_1, \dots, y_m]^T$ is defined to be

$$\Sigma_\alpha(y) = \|\sigma\|_\alpha^\alpha = \sum_{l=1}^m \sigma_l^\alpha$$

where $\sigma = [\sigma_1, \dots, \sigma_m]^T$ and σ_l is the scale parameter of the l^{th} element of y .

For \bar{y} , the long term output vector of (10), $\Sigma_\alpha(\bar{y})$ can be trivially expressed in terms of the stable integrals (12):

Definition 3. The steady-state aggregate fluctuations of output dynamics (10) are defined to be

$$\Sigma_\alpha(\bar{y}) = \frac{1}{\alpha} \sum_{i=1}^n \sum_{j=1}^n \int_0^\infty |f_{ij}(t)|^\alpha dt. \quad (13)$$

Evidently, $\Sigma_\alpha(y)$ for y as in (9), is a measure of steady-state dispersion of agents around the moving average. The larger the $\Sigma_\alpha(\bar{y})$, the more impulsive and magnified the fluctuation of the agents around the moving average is. The spectral functions f_{ij} , $i, j \in \mathcal{V}$ are as in (2) and represent the network contribution in the form of the steady-state distribution of \bar{y} . In other words, σ_{ij} contains all the information that is for primary interest to a network analyst. The next result asserts that $\Sigma_\alpha(\bar{y})$ decreases with α .

Proposition 4. Assume the network dynamics of (7) with the output process (9). Then

$$\frac{\partial}{\partial \alpha} \Sigma_\alpha(\bar{y}) < 0.$$

Proof. From the definition of Σ_α in (13) it suffices to prove $\frac{\partial}{\partial \alpha} \sigma_{ij}^\alpha < 0$. This is equivalent to

$$-\frac{1}{\alpha^2} \int_0^\infty |f_{ij}(t)|^\alpha dt + \frac{1}{\alpha} \int_0^\infty \ln(|f_{ij}(t)|) |f_{ij}(t)|^\alpha dt < 0.$$

The latter condition is true if, $\ln(|f_{ij}(t)|) < \frac{1}{\alpha}$. This is in turn equivalent to $|f_{ij}(t)| < e^{1/\alpha}$. The latter inequality is, however, true in view of

$$\begin{aligned} |f_{ij}(t)| &\leq e^{-\lambda_2 t} \sum_k |q_{ik}| |q_{jk}| \\ &\leq e^{-\lambda_2 t} \sqrt{\sum_k |q_{ik}|^2} \sqrt{\sum_k |q_{jk}|^2} < 1 \end{aligned}$$

by virtue of the Cauchy-Schwarz inequality and the properties of normalized Laplacian eigenvectors. \square

In conclusion, the more impulsive the noise, the more the states of the network are prone to exhibit large and frequent deviations. For $\alpha = 2$, Assumption 1 and Property 1 yield

$$\Sigma_2(\bar{y}) = \frac{1}{2} \sum_{i,j} \int_0^\infty f_{ij}^2(t) dt = \frac{1}{2} \sum_{k=2}^n \frac{1}{2\lambda_k} = \frac{1}{2} \mathbb{E}[\|\bar{y}\|_2^2], \quad (14)$$

where λ_k are the eigenvalues of L , and the last step is in view of Property 3 of Proposition 1. Σ_2 is intimately related to the cumulative variance of the output \bar{y} of system (7), i.e. the \mathcal{H}_2 -norm of the consensus network; a central measure of performance in stochastically driven dynamical systems [9]. The Gaussian case is unique in its kind, in the sense that leads to a closed form expressions of Σ_2 . Clearly, the calculation above is not correct when $\alpha < 2$. It seems that no other value of the stability index offers this elegance, with the exception of complete topological graph, that can be directly calculated using Corollary 1 as:

$$\Sigma_\alpha(\bar{y}) = \frac{(n-1)(1+(n-1)^{\alpha-1})}{\alpha^2 n^{\alpha-1} \lambda} \quad (15)$$

where $\alpha \in (0, 2]$ and $\lambda := \lambda_2 = \lambda_3, \dots = \lambda_n > 0$.

VI. SPECTRAL BASED BOUNDS

Stable integrals as in (12) are indicative of the extent to which Σ_α can be calculated in closed form. With the exception of (15), one may need to rely on estimates of aggregate steady-state scale $\Sigma_\alpha(\bar{y})$ for dynamical networks such as (7). The purpose of this section is to elaborate on (13) and establish upper estimates on Σ_α . It is desirable to express these estimates as explicit functions of the eigenstructure of L , given the feature of noise. Our strategy is to construct estimates that become sharp as $\lambda_2 \uparrow \lambda_n$ and/or as $\alpha \uparrow 2$, so as to resonate with the two extreme cases of connectivity and noise.

Theorem 2. Assume network (7) with Assumptions 1 and 2 to hold and the stability parameter $\alpha \in (0, 2]$ and consider the output vector-valued process $y = \{y_t, t \geq 0\}$ from (10). The following estimates on $\Sigma_\alpha(\bar{y})$ hold:

If $\alpha \in (0, 1]$,

$$\Sigma_\alpha(\bar{y}) \leq c_1 \sum_{k=2}^n \|q_k\|_\alpha^{2\alpha} \Lambda_{\alpha,1}^{(k)} + c_2 G_\alpha,$$

for c_1, c_2 the constants

$$c_1 = \frac{1}{\alpha(n-1)^\alpha} \quad \text{and} \quad c_2 = \frac{1+(n-1)^{1-\alpha}}{\alpha n^{\alpha-1}}.$$

If $\alpha \in [1, 2]$,

$$\Sigma_\alpha(\bar{y}) \leq \min \left\{ d_1 \Lambda_{\alpha,\alpha}^{\alpha-1} \sum_{k=2}^n \|q_k\|_\alpha^{2\alpha} \Lambda_{\alpha,\alpha}^{(k)} + d_2 G_\alpha, \right. \\ \left. d_3 \Lambda_{\alpha,\alpha}^{\alpha-1} \sum_{k=2}^n \|q_k\|_\alpha^{2\alpha} \Lambda_{\alpha,\alpha}^{(k)} + d_4 G_\alpha \right\}$$

for d_1, d_2, d_3, d_4 defined to be

$$\begin{aligned} d_1 &= \frac{2^{\alpha-1}}{\alpha(n-1)^\alpha}, & d_2 &= \frac{2^{\alpha-1} n^{1-\alpha}}{\alpha} (1+(n-1)^{1-\alpha}), \\ d_3 &= \frac{1}{\alpha(n-1)^\alpha}, & d_4 &= \frac{(1+(n-1)^{1-\alpha})(1+\alpha \Lambda_{\alpha,\alpha}^{\alpha-1})}{n^{\alpha-1} (n-1)^{-\alpha}} \end{aligned}$$

The sum is taken over the non-zero eigenvalues λ_k of the graph Laplacian L with q_k to be the k^{th} eigenvector that corresponds

to the λ_k eigenvalue. Also, $\Lambda_{\alpha,\alpha}^{(k)}$ as in (5), $\Lambda_{\alpha,\alpha}$ as in (6) and G_α as in (4).

Proof. From Definition 2

$$\Sigma_\alpha = \sum_{i=1}^n \sigma_i^\alpha = \sum_{i=1}^n \sum_{j=1}^n \sigma_{ij}^\alpha = \sum_{j \neq i=1}^n \sigma_{ij}^\alpha + \sum_{i=1}^n \sigma_{ii}^\alpha \quad (16)$$

as it occurs from Proposition 1 and Theorem 1. The following Claims are central estimates of σ_{ij}^α for $\alpha \in (0, 1]$ and $\alpha \in [1, 2]$ respectively. Their proof is put in the Appendix. We begin with the case $\alpha \in (0, 1]$.

Claim 1. *If $\alpha \in (0, 1]$, the following estimates hold true:*

$$\sigma_{ij}^\alpha \leq \begin{cases} c_1 \sum_k |q_{ik}|^\alpha |q_{jk}|^\alpha \Lambda_{\alpha,1}(k) + \bar{c}_2 G_\alpha, & i \neq j \\ c_1 \sum_k |q_{ik}|^{2\alpha} \Lambda_{\alpha,1}(k) + \underline{c}_2 G_\alpha, & i = j \end{cases}$$

where $\bar{c}_2 = \frac{1}{n^\alpha \alpha (n-1)^\alpha}$ and $\underline{c}_2 = \frac{1}{\alpha n^\alpha}$.

the first part of the result follows by direct application of the bounds of σ_{ij}^α of Claim 1 in (16). We continue with the case $\alpha \in [1, 2]$. We make a similar claim on upper bounds of σ_{ij}^α .

Claim 2. *If $\alpha \in [1, 2]$ then, for $i \neq j$, either*

$$\sigma_{ij}^\alpha \leq \frac{2^{\alpha-1}}{\alpha(n-1)^\alpha} \left[\Lambda_{\alpha,\alpha}^{\alpha-1} \sum_k |q_{ik}|^\alpha |q_{jk}|^\alpha \Lambda_{\alpha,\alpha}(k) + \frac{G_\alpha}{n^\alpha} \right]$$

or

$$\sigma_{ij}^\alpha \leq \frac{1}{\alpha(n-1)^\alpha} \left[\Lambda_{\alpha,\alpha}^{\alpha-1} \sum_k |q_{ik}|^\alpha |q_{jk}|^\alpha \Lambda_{\alpha,\alpha}(k) + \frac{G_\alpha}{n^\alpha} (1 + \alpha \Lambda_{\alpha,\alpha}^{\alpha-1}) \right]$$

Also, for $i = j$, either

$$\sigma_{ii}^\alpha \leq \frac{2^{\alpha-1}}{\alpha(n-1)^\alpha} \left[\Lambda_{\alpha,\alpha}^{\alpha-1} \sum_k |q_{ik}|^{2\alpha} \Lambda_{\alpha,\alpha}(k) + \frac{(n-1)^\alpha}{n^\alpha} G_\alpha \right]$$

or

$$\sigma_{ii}^\alpha \leq \frac{1}{\alpha(n-1)^\alpha} \left[\Lambda_{\alpha,\alpha}^{\alpha-1} \sum_k |q_{ik}|^{2\alpha} \Lambda_{\alpha,\alpha}(k) + \frac{(n-1)^\alpha}{n^\alpha} G_\alpha (1 + \alpha \Lambda_{\alpha,\alpha}^{\alpha-1}) \right]$$

The second part of the result follows in a similar manner to the first. \square

A worth mentioning technical remark that occurs from Theorem 2 is the technical distinction between estimates obtained with noise sources for finite first moments, i.e. $\alpha \in (1, 2]$, and estimates for noise with infinite first moment, i.e. $\alpha \in (0, 1]$. In either case, bounds are generally constituted of two terms: The first term equals the weighted sum of the α -norm of the $n-1$ eigenvectors of L . The weight of the k^{th} term in this sum is an eigenvalue-based function that essentially measures the deviation of the k^{th} eigenvalue with respect to the rest $n-2$. The second term effectively involves the sum of the inverse non-zero eigenvalues of L that it is expressed in

integral form. One can sacrifice additional sharpness and use the simple bound $G_\alpha \leq \frac{(n-1)}{\lambda_2}$.

We remark that $\lambda_2 \uparrow \lambda_n$ implies $\Lambda_{\alpha,\alpha} \downarrow 0$. The estimates of Theorem 2 coincide with the exact value of $\Sigma_\alpha(\bar{y})$ in (15). However, for $\alpha = 2$, the estimates in Theorem 2 do not match with the value in (14). This non-negligible discrepancy motivates the additional upper bound of $\Sigma_\alpha(\bar{y})$.

A. Estimates near $\alpha = 2$.

Together with Theorem 2 we propose a different, yet particularly simple approach, in establishing estimates of Σ_α , via a harmless perturbation of the scale parameter from the Gaussian case $\alpha = 2$.

Theorem 3. *Assume network (7) with Assumptions 1 and 2 to hold and the stability parameter $\alpha \in (1, 2]$. Let the output vector-valued process $y = \{y_t, t \geq 0\}$ as in (10). Then,*

$$\Sigma_\alpha(\bar{y}) \leq \frac{1}{\alpha} \sum_{k=2}^n \frac{1}{2\lambda_k} + \frac{1}{\alpha} \int_\alpha^2 \int_0^\infty n^{2-w} g^w(s) |\ln g(s)| ds dw.$$

where $g(t)$ is as in (3).

Proof. Rewrite σ_{ij}^α as a harmless perturbation of $\frac{1}{\alpha} \int_0^\infty |f_{ij}(s)|^2 ds$, as follows:

$$\begin{aligned} \sigma_{ij}^\alpha &= \frac{1}{\alpha} \int_0^\infty |f_{ij}(s)|^\alpha ds \\ &= \frac{1}{\alpha} \int_0^\infty |f_{ij}(s)|^2 ds + \frac{1}{\alpha} \int_0^\infty \int_2^\alpha \ln(|f_{ij}(s)|) |f_{ij}(s)|^w dw ds \\ &= \frac{1}{\alpha} A_{ij} + \frac{1}{\alpha} B_{ij} \end{aligned}$$

The integrand in A_{ij} reads

$$\sum_{k=2}^n q_{ik}^2 e^{-2\lambda_k s} + \sum_{k_1 \neq k_2=2}^n q_{ik_1} q_{jk_1} q_{ik_2} q_{jk_2} e^{-(\lambda_{k_1} + \lambda_{k_2})s}$$

so that summing over j

$$\sum_{k=2}^n q_{ik}^2 e^{-2\lambda_k s}, \quad (17)$$

from the eigenvectors property $\sum_{j=1}^n q_{jk} \equiv 0 \forall k > 1$. We proceed with B_{ij} . From the convexity of $r(t) = |t|^w$ for every $w \in [\alpha, 2]$, Lemma 2 yields

$$|f_{ij}(s)|^w \leq g^{w-1}(s) \sum_{k=2}^n |q_{ik}|^w |q_{jk}|^w e^{-\lambda_k s}$$

and $|f_{ij}(s)| \leq g(s) \Rightarrow |\ln(|f_{ij}(s)|)| \leq |\ln g(s)|$ where $g(t) = \sum_{k=2}^n e^{-\lambda_k t}$.

$$B_{ij} \leq \sum_{k=2}^n \int_0^\infty \int_\alpha^2 |q_{ik}|^w |q_{jk}|^w g^{w-1}(s) |\ln g(s)| e^{-\lambda_k s} dw ds$$

Taking the double sum over i and j , in view of $\sum_i q_{ik}^2 \equiv 1$,

$$\begin{aligned} \Sigma_\alpha &= \sum_{i,j} \sigma_{ij}^\alpha \leq \frac{1}{\alpha} \sum_{k=2}^n \frac{1}{2\lambda_k} + \\ &+ \frac{1}{\alpha} \sum_{k=2}^n \int_0^\infty \int_\alpha^2 \|q_k\|_w^{2w} g^{w-1}(s) |\ln g(s)| e^{-\lambda_k s} dw ds \end{aligned}$$

The result follows in view of the norm estimate

$$\|q_k\|_w \leq n^{\frac{1}{w}-\frac{1}{2}} \|q_k\|_2 = n^{\frac{1}{w}-\frac{1}{2}}$$

□

The upper bound above, although true for $\alpha \in (1, 2]$, it is not expected to provide efficient estimates for values of α very far away from 2, due mainly to the way it was obtained.

Spectral based estimates such as these of Theorem 2 and Theorem 3, could possibly be leveraged when developing optimal design algorithms, that reform the communication parameters into a network, more robust to the imposed noise. In order to verify the qualification of the estimates we must validate their efficiency on different network topologies. This is in part the subject of §VII.

B. Connection with the p^{th} -moment, for $p < \alpha$.

Theorem 1 asserts that the output dynamics are stable vectors with the same stability parameter as the noise sources. Following Property 3 of Proposition 1, the distribution attains moments up to any $p < \alpha$, for $\alpha < 2$. In particular,

$$\mathbb{E}[\|y\|_p^p] = c^p(\alpha, \beta, p) \|\sigma\|_p^p \quad (18)$$

When y is Gaussian (i.e. $\alpha = 2$), $\mathbb{E}[\|y\|_p^p]$ exists for $p \leq \alpha$. As Proposition 1 explains, for the non-Gaussian range of α , the p^{th} moments diverge at $p = \alpha$. It is thus unreasonable to try to obtain \mathcal{H}_2 -norm based measures of performance for heavy-tailed consensus systems. This is why cumulative scale $\Sigma_\alpha(\bar{y})$ may be regarded as extension of the classic input/output \mathcal{H}_2 performance measure. Indeed, for $\alpha = 2$, and $p = 2$, the statistics of \bar{y} recover the well-known formula (14).

We conclude this section with reporting the relation of $\mathbb{E}[\|y\|_p^p]$ and Σ_α , through the basic equivalence properties of Euclidean norms. Straightforward calculations yield for $p < \alpha$,

$$c^p \sqrt[p]{\Sigma_\alpha(\bar{y})} \leq \mathbb{E}[\|\bar{y}\|_p^p] \leq n^{1-\frac{p}{\alpha}} c^p \sqrt[p]{\Sigma_\alpha(\bar{y})}$$

where $c = c(\alpha, \beta, p)$ is the constant in Proposition 1. Interestingly enough, the double inequality becomes exact at $\alpha = 2$ and in the limit $p \rightarrow 2^-$.

VII. NUMERICAL EXAMPLES

In this section, we discuss four examples related to output (10). The first three, regard elementary network design problems. Their objective is to demonstrate that the basic design strategies (addition/removal of links and re-weighting) are critically affected by parameter α of input noise. The fourth example is a validation of the estimates in Theorems 2 and 3. Our focus is on consensus systems driven by symmetric α -stable noise (i.e. $\beta = 0$ and $\mu = 0$).

Example 3. [Design via Expansion] We consider a network over $n = 6$ agents that seek consensus. The communication network, illustrated as \mathcal{G}_1 in Figure 2, is a linear time-invariant with unit coupling links. The network is hit by stable noise forming the dynamics of (7). In this problem, we have the option to add a new unit-weight link to the network so as to improve its performance. In other words, we look for the link location, that upon establishing, Σ_α is minimized. Numerical

explorations signify that the optimal selection is a function of α . For $\alpha = 2$ to $\alpha = 1.6655$ the optimal location is a link between nodes 1 and 4 (blue dotted curve). From $\alpha = 1.6655$ to $\alpha = 0.3312$ there appear to be two equivalent alternatives: one is the pair (1,3) and the other is (3,4) (red dashed curves). For stability values below 0.3313 the optimal pair is (1,3).

Example 4. [Design via Sparsification] Next, we consider a dense linear network over 10 nodes. It is depicted as graph \mathcal{G}_2 in Figure 2. The working hypothesis is that the existence of too many links, makes for an expensive communication structure. The problem in this network is to choose the one link of the network that, upon removal, increases Σ_α , the least. Our findings suggest that within the stability range $\alpha = 2$ to $\alpha = 1.8932$, the optimal pair is (2,4) (removal blue dashed curve). From $\alpha = 1.8937$ to $\alpha = 0.1971$ the optimal pair is (8,10) (removal of the red dashed curve). Finally, for $\alpha < 0.1971$ the optimal pair appears to be (2,6) (removal of the green dashed curve).

Example 5. [Design via Re-weighting] In this last example, we regard a small network of 4 agents, illustrated as \mathcal{G}_3 in Figure 2. All but links between nodes (2,3) and (2,5) are fixed and of unit weight. On the other hand, the edges a_{23} and a_{25} are assumed to satisfy $a_{23} = 2-b$, $a_{25} = b$ for some $b \in (0, 2)$. In other words, keeping the overall network budget constant and equal to $a_{12} + a_{23} + a_{25} + a_{45} = 4$ we seek to calibrate the control parameter b towards the value that minimizes Σ_α . The simulations are illustrated in Figure 3 where we essentially depict the dependence of the optimal calibration (the black dots) as a function of α .

All three network design problems lead to a definitive conclusion: performance evaluation tools that are associated with a particular type of stochastic uncertainty (e.g. the Gaussian and the associated \mathcal{H}_2 performance measure) become obsolete in other types of uncertainty (e.g. non-Gaussian cases).

Example 6. We test the scale estimates of Theorems 2 and 3. We choose two graphs. The first graph has a significantly larger eigenvalue ratio than the second one. The curves are depicted in Figure 3 and are compared with the exact value. There are generally two remarks due. The estimates perform better in graphs with ratio λ_n/λ_2 close to 1. Also, as the noise distribution becomes more and more impulsive (smaller values of α) the estimates becomes less and less efficient.

VIII. DISCUSSION

Modeling of uncertainty in networked control systems typically assumes noise sources generated by Brownian motion. Albeit popular, such perturbations are not rich enough to incorporate real-world uncertainties that incorporate impulsive shocks. In this paper, we considered consensus seeking systems in the presence of sources induced by heavy-tailed probability measures.

We defined extensions of measures of performance that quantify systemic response in the presence of heavy-tailed noise. These were cumulative scale parameters of α -stable vectors, that demonstrate close relations with the p -norms of

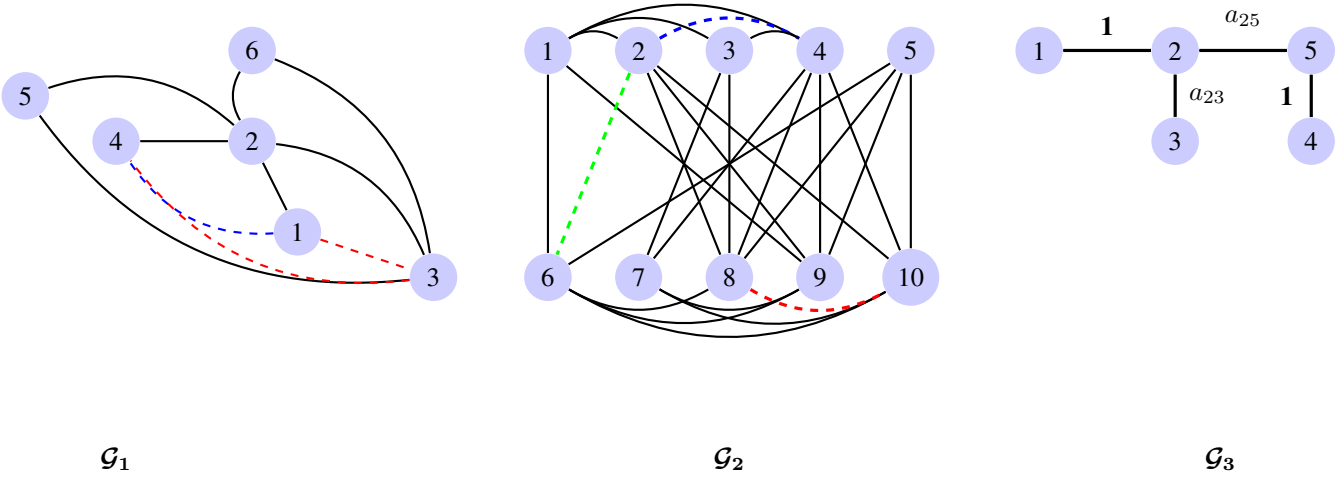


Fig. 2: The graph topologies of Examples 3, 4 and 5, respectively.

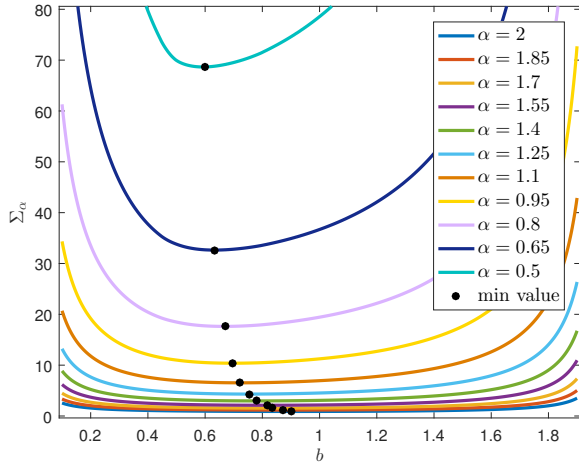


Fig. 3: The cumulative scale parameter Σ_α as function of the control b , in Example 5. The different curves correspond to stable noises of various stability parameters. The lowest curve is this of the Gaussian case, $\alpha = 2$. The Σ_α curves increase monotonically as α varies from 2 to 0, verifying Proposition 4. The sequence of black dots signify the global minimum in each type of noise.

output dynamics. It is argued that heavy-tailed performance measures may be regarded as generalization of \mathcal{H}_2 -norm based measures of performance for linear systems with white noise inputs. Unless certain types of networks or noise are assumed, explicit calculation of heavy-tailed performance measures is not possible. Our estimates perform quite well for types of networks with the property that the graph laplacian eigenvalues satisfy $\lambda_n/\lambda_2 \approx 1$. In addition to complete graph connectivity (where $\lambda_n/\lambda_2 = 1$) expander graphs also satisfy ratio λ_n/λ_2 , [22]. Finally, we presented simple network design examples on α -stable consensus network where we demonstrate that any optimal synthesis strategy must take into account the shock-impulsiveness of infused noise.

APPENDIX

We proceed with reviewing some fundamental inequalities related to the function $s(t) = |t|^p$ for $p > 0$. These inequalities play a crucial role in the derivation of the technical results of our paper.

Lemma 1. *Let $u, v \in \mathbb{R}$. If $0 < p \leq 1$, then*

$$|u + v|^p \leq |v|^p + |u|^p.$$

If $p \in (1, 2)$, then

$$|u + v|^p \leq \min \{ 2^{p-1}(|u|^p + |v|^p), |u|^p + |v|^p + p|v|^{p-1}|u|^p \}.$$

Proof. For the first inequality as well as $|u + v|^p \leq 2^{p-1}(|v|^p + |u|^p)$ for $p > 1$, we refer to [19]. It remains to show that for $p \in (1, 2)$ $|v + u|^p \leq |v|^p + |u|^p + p|v|^{p-1}|u|^p$. For this we write

$$\begin{aligned} |u + v|^p &= |v|^p + |u + v|^p - |v|^p \\ &\leq |v|^p + p|u| \int_0^1 |q(u + v) + (1 - q)v|^{p-1} dq \\ &\leq |v|^p + p|u| \int_0^1 |qu|^{p-1} dq + p|u||v|^{p-1} \end{aligned}$$

where the last step is due to the first inequality. \square

The estimate of $|\cdot|^p$ for $p \in [1, 2)$ relies on two inequalities. The first one coincides with the inequality on $p \in (0, 1]$, providing sharper estimates. The second inequality becomes exact if and only if either u or v is zero.

Lemma 2. *Let ϕ be a positive homogeneous of degree $p > 1$ and convex function, defined on \mathbb{R} . Let real numbers y_1, \dots, y_m and b_1, \dots, b_m non-negative with $\sum_i b_i > 0$. Then*

$$\phi\left(\sum_{i=1}^m b_i y_i\right) \leq \left(\sum_{i=1}^m b_i\right)^{p-1} \sum_{i=1}^m b_i \phi(y_i)$$

Proof. We write

$$\phi\left(\sum_{i=1}^m b_i y_i\right) = \phi\left(w \cdot \frac{\sum_i b_i y_i}{w}\right) = w^p \phi\left(\frac{\sum_i b_i y_i}{w}\right)$$

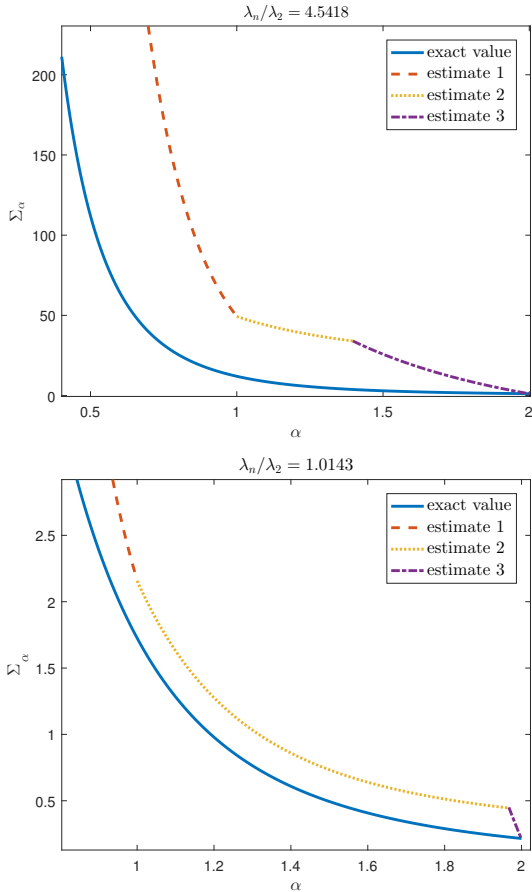


Fig. 4: Simulation of Example 6. Graphs with smaller $\frac{\lambda_n}{\lambda_2}$ ratio provide scale estimates closer to the actual value. Estimate 1, regards Σ_α with $\alpha \in (0, 1]$. Estimate 2, regards Σ_α with $\alpha \in [1, 2]$. Estimate 3, regards Σ_α with $\alpha \in [1, 2]$ as in Theorem 3.

where $w = \sum_i b_i > 0$. The result follows by direct application of Jensen's inequality [23] on $\phi\left(\frac{\sum_i b_i y_i}{\sum_i b_i}\right)$. \square

Lemma 3 (Minkowski's Inequality [24]). *Let $p \geq 1$ and f, g real-valued, integrable functions on $E \subset \mathbb{R}$. Then*

$$\left(\int_E |f + g|^p ds \right)^{\frac{1}{p}} \leq \left(\int_E |f|^p ds \right)^{\frac{1}{p}} + \left(\int_E |g|^p ds \right)^{\frac{1}{p}}.$$

Proof of Claim 1. Observe that Assumption 1 implies,

$$\sum_{k=2}^n q_{ik} q_{jk} = \begin{cases} -\frac{1}{n}, & i \neq j \\ \frac{n-1}{n}, & i = j. \end{cases}$$

Based on this property and elementary algebra we observe that $f_{ij}(t)$ can be re-written as:

$$f_{ij}(t) = \begin{cases} W_{i,j,n}(t) - \frac{1}{n(n-1)}g(t), & i \neq j \\ W_{i,j,n}(t) + \frac{1}{n}g(t), & i = j \end{cases}$$

where

$$W_{i,j,n}(t) = \frac{1}{n-1} \sum_{k=2}^n \sum_{m \neq 1, k} (e^{-\lambda_k t} - e^{-\lambda_m t}) q_{ik} q_{jk},$$

and $g(t) = \sum_{k=2}^n e^{-\lambda_k t}$. We elaborate only for $i \neq j$. Repeated application of Lemma 1, followed by $e^{-x} \geq 1 - x$ gives

$$\begin{aligned} |f_{ij}(t)|^\alpha &\leq \frac{1}{(n-1)^\alpha} \sum_{k=2}^n |q_{ik}|^\alpha |q_{jk}|^\alpha \times \\ &\left[\sum_{m=2}^{k-1} e^{-\lambda_m t} (1 - e^{-(\lambda_k - \lambda_m)t}) + \right. \\ &\left. + e^{-\lambda_k t} \sum_{m=k+1}^n (1 - e^{-(\lambda_m - \lambda_k)t}) \right]^\alpha + \frac{g^\alpha(t)}{n^\alpha (n-1)^\alpha} \end{aligned}$$

and

$$\begin{aligned} |f_{ij}(t)|^\alpha &\leq \frac{1}{(n-1)^\alpha} \sum_{k=2}^n |q_{ik}|^\alpha |q_{jk}|^\alpha \times \\ &\left[\sum_{m=2}^{k-1} e^{-\alpha \lambda_m t} (\lambda_k - \lambda_m)^\alpha t^\alpha + \right. \\ &\left. + e^{-\alpha \lambda_k t} \sum_{m=k+1}^n (\lambda_m - \lambda_k)^\alpha t^\alpha \right] + \frac{g^\alpha(t)}{n^\alpha (n-1)^\alpha} \end{aligned}$$

Consequently,

$$\begin{aligned} \int_0^\infty |f_{ij}(s)|^\alpha ds &\leq \frac{1}{(n-1)^\alpha} \sum_{k=2}^n |q_{ik}|^\alpha |q_{jk}|^\alpha \times \\ &\Gamma(\alpha + 1) \left(\sum_{m=2}^{k-1} \frac{(\lambda_k - \lambda_m)^\alpha}{(\alpha \lambda_m)^\alpha} + \frac{1}{(\alpha \lambda_k)^\alpha} \sum_{m=k+1}^n (\lambda_m - \lambda_k)^\alpha \right) \\ &+ \frac{\int_0^\infty g^\alpha(s) ds}{n^\alpha (n-1)^\alpha} = \frac{1}{(n-1)^\alpha} \left[\sum_{k=2}^n |q_{ik}|^\alpha |q_{jk}|^\alpha \Lambda_{\alpha,1}(k) + \frac{G_\alpha}{n^\alpha} \right] \end{aligned}$$

Following similar steps, for $i = j$, we have

$$\begin{aligned} \int_0^\infty |f_{ij}(s)|^\alpha ds &\leq \\ &\leq \frac{1}{(n-1)^\alpha} \left[\sum_{k=2}^n |q_{ik}|^\alpha |q_{jk}|^\alpha \lambda_{\alpha,1}(k) + \frac{(n-1)^\alpha}{n^\alpha} G_\alpha \right]. \end{aligned}$$

\square

Proof of Claim 2. For $\alpha \in [1, 2]$, we invoke Lemma 3 and use similar techniques to these in proof of Claim 1 to obtain

$$\sigma_{ij} \leq \begin{cases} \frac{1}{\alpha^{\frac{1}{\alpha}} (n-1)} \left[\sum_k |q_{ik}| |q_{jk}| \Lambda_{\alpha,\alpha}(k) + \frac{1}{n} G_\alpha^{\frac{1}{\alpha}} \right], & i \neq j \\ \frac{1}{\alpha^{\frac{1}{\alpha}} (n-1)} \sum_k |q_{ik}|^2 \Lambda_{\alpha,\alpha}(k) + \frac{1}{\alpha^{\frac{1}{\alpha}} n} G_\alpha^{\frac{1}{\alpha}}, & i = j \end{cases}$$

We need, however, estimates of σ_{ij}^α . So

$$\sigma_{ij}^\alpha \leq \begin{cases} \frac{1}{\alpha^{(n-1)\alpha}} \left[\sum_k |q_{ik}| |q_{jk}| \Lambda_{\alpha,\alpha}(k) + \frac{1}{n} G_\alpha^{\frac{1}{\alpha}} \right]^\alpha, & i \neq j \\ \frac{1}{\alpha^{(n-1)\alpha}} \left[\sum_k |q_{ik}|^2 \Lambda_{\alpha,\alpha}(k) + \frac{(n-1)}{n} G_\alpha^{\frac{1}{\alpha}} \right]^\alpha, & i = j \end{cases}$$

Now, we use the second inequality of Lemma 1, part by part. Fix $i \neq j$. Then, either

$$\begin{aligned} \sigma_{ij}^\alpha &\leq \frac{2^{\alpha-1}}{\alpha(n-1)^\alpha} \left[\left(\sum_k |q_{ik}| |q_{jk}| \Lambda_{\alpha,\alpha}(k) \right)^\alpha + \frac{G_\alpha}{n^\alpha} \right] \\ &\leq \frac{2^{\alpha-1}}{\alpha(n-1)^\alpha} \left[\Lambda_{\alpha,\alpha}^{\alpha-1} \sum_k |q_{ik}|^\alpha |q_{jk}|^\alpha \Lambda_{\alpha,\alpha}(k) + \frac{G_\alpha}{n^\alpha} \right], \end{aligned}$$

where the last step is due to Lemma 2, or

$$\begin{aligned} \sigma_{ij}^\alpha &\leq \frac{1}{\alpha(n-1)^\alpha} \left[\left(\sum_k |q_{ik}| |q_{jk}| \Lambda_{\alpha,\alpha}(k) \right)^\alpha + \frac{G_\alpha}{n^\alpha} + \alpha \left(\sum_k |q_{ik}| |q_{jk}| \Lambda_{\alpha,\alpha}(k) \right)^{\alpha-1} \frac{G_\alpha}{n^\alpha} \right] \\ &\leq \frac{1}{\alpha(n-1)^\alpha} \left[\Lambda_{\alpha,\alpha}^{\alpha-1} \sum_k |q_{ik}|^\alpha |q_{jk}|^\alpha \Lambda_{\alpha,\alpha}(k) + \frac{G_\alpha}{n^\alpha} (1 + \alpha \Lambda_{\alpha,\alpha}^{\alpha-1}) \right] \end{aligned}$$

for the last step is due $(\sum_k |q_{ik}| |q_{jk}| \Lambda_{\alpha,\alpha}(k))^{\alpha-1} \leq \Lambda_{\alpha,\alpha}^{\alpha-1}$. Similar steps are taken for $i = j$. \square

REFERENCES

- [1] T. Craig, "Air traffic congestion: Problems and prospects," in *Cities and Their Vital Systems: Infrastructure Past, Present, and Future*, H. J. Ausubel and R. Herman, Eds. The National Academies Press, 1988, ch. 9, pp. 222–232.
- [2] P. S. D. P. Committee, "Causes of the 2003 major grid blackouts in north america and europe, and recommended means to improve system dynamic performance," *IEEE Transactions on Power Systems*, vol. 20, no. 4, pp. 1922–1928, 2005.
- [3] J. Fouque and J. Langsam, *Handbook on Systemic Risk*. Cambridge, 2013.
- [4] D. Como, K. Savla, D. Acemoglu, A. M. Dahleh, and M. Frazzoli, "Robust distributed routing in dynamical networks; part ii: Strong resilience, equilibrium selection and cascaded failures," *IEEE Transactions on Automatic Control*, vol. 58, no. 2, pp. 333–348, Feb 2013.
- [5] D. Acemoglu, A. Ozdaglar, and A. Tahbaz-Salehi, "Systemic risk and stability in financial networks," National Bureau of Economic Research, Tech. Rep. w18727, 2013.
- [6] L. Arnold, *Stochastic Differential Equations: Theory and Applications*. Wiley-Interscience publication, 1974.
- [7] B. Bamieh, M. Jovanović, P. Mitra, and S. Patterson, "Coherence in large-scale networks: Dimension-dependent limitations of local feedback," *Automatic Control, IEEE Transactions on*, vol. 57, no. 9, pp. 2235–2249, Sept. 2012.
- [8] Y. Ghaedsharaf, M. Siami, C. Somarakis, and N. Motee, "Interplay between performance and communication delay in noisy linear dynamical networks," in *Proc. European Control Conf.*, 2016.
- [9] M. Siami and N. Motee, "Fundamental limits and tradeoffs on disturbance propagation in linear dynamical networks," *IEEE Transactions on Automatic Control*, vol. 61, no. 12, pp. 4055–5062, 2016.
- [10] C. Somarakis, Y. Ghaedsharaf, and N. Motee, "Aggregate fluctuations in time-delay linear consensus networks: A systemic risk perspective," in *The 2017 American Control Conference*, to appear, 2017.
- [11] N. N. Taleb, *The Black Swan: Second Edition: The Impact of the Highly Improbable Fragility*, ser. Incerto. Random House Publishing Group, 2010.
- [12] B. Mandelbrot and R. Hudson, *The (Mis)Behaviour of Markets: A Fractal View of Risk, Ruin and Reward*. Profile, 2010. [Online]. Available: <https://books.google.com/books?id=zg91TAIs6bgC>
- [13] W. Schoutens, *Lévy Processes in Finance: Pricing Financial Derivatives*, ser. Wiley Series in Probability and Statistics. Wiley, 2003.
- [14] —, *Lévy Processes in Finance*, ser. Wiley Series in Probability and Statistics. Wiley, 2005.
- [15] J. Duan, *An Introduction to Stochastic Dynamics*, ser. Cambridge Texts in Applied Mathematics. Wiley, 2015.
- [16] J. H. Fernández, J. L. Speyer, and M. Idan, "Stochastic estimation for two-state linear dynamic systems with additive cauchy noises," *IEEE Transactions on Automatic Control*, vol. 60, no. 12, pp. 3367–3372, Dec 2015.
- [17] M. Mesbahi and M. Egerstedt, *Graph Theoretic Methods in Multiagent Networks*. Princeton University Press, 2010. [Online]. Available: <http://books.google.com/books?id=GlRqRwumdDcC&pgis=1>
- [18] C. Somarakis and N. Ghaedsharaf, Y. and Motee, "Analysis of consensus network driven by Symmetric- α -Stable motion," in *American Control Conf.*, 2018.
- [19] G. Samorodnitsky and M. Taqqu, *Stable Non-Gaussian Random Processes: Stochastic Models with Infinite Variance*, ser. Stochastic Modeling Series. Taylor & Francis, 1994.
- [20] K. Sato and M. Yamazato, "Stationary processes of ornstein-uhlenbeck type," in *Probability Theory and Mathematical Statistics*, P. J. v. and K. Itô, Eds. Lecture Note in Mathematics. Vol. 1021, Springer, 1983, pp. 541–551.
- [21] N. Shephard and O. E. Barndorff-Nielsen, "Integrated ou processes and non-gaussian ou-based stochastic volatility models," *Scandinavian Journal of Statistics*, vol. 30, no. 2, pp. 277–295, 2003.
- [22] D. Spielman, "Algorithms, graph theory, and linear equations in laplacian matrices." Proceedings of the International Congress of Mathematicians, 2010.
- [23] H. L. Royden, *Real Analysis*, 3rd ed. McMillan Publishing Company, 1989.
- [24] A. Kolmogorov and S. Fomin, *Introductory Real Analysis*, ser. Dover Books on Mathematics. Dover Publications, 1975.