

Electromagnetic scattering in Schwarzschild space-time: Finite difference time domain with Green function method

Shouqing Jia

School of Computer Science and Engineering, Northeastern University
Shenyang, 110819, P. R. China
jiashouqing@163.com

June 16, 2021

Abstract

The finite difference time domain (FDTD) algorithm and Green function algorithm are implemented into the numerical simulation of electromagnetic scattering by ordinary objects in Schwarzschild space-time. FDTD method in curved space-time is developed by filling the flat space-time with an equivalent medium. Green function in curved space-time is obtained by solving transport equations. Simulation results validate both the FDTD code and Green function code. Scattering in Schwarzschild space-time is simulated by these methods.

Keywords

Electromagnetic scattering, Schwarzschild space-time, Finite difference time domain, Green function

1 Introduction

Recently, with the booming of manned space industry and development of deep space communication based on electromagnetic waves among spacecrafts, it becomes more and more importantly to study the properties of the electromagnetic waves in curved space-time.

The propagation of electromagnetic waves in curved space-time has been studied [1–3] since the establishment of the theory of general relativity. Numerical simulation of electromagnetic waves in curved space-time also attracted researchers' interest. Daniel and Tajima [4] used the electromagnetic particle-in-cell (EMPIC) algorithm to study the physics of high-frequency electromagnetic

waves in a general relativistic plasma with the Schwarzschild metric. Watson and Nishikawa [5] incorporated the Kerr-Schild metric into the EMPIC code for the simulation of charged particles in the region of a spinning black hole. The scattering by black holes has also been studied [6–9]. The scattering of a planar monochromatic electromagnetic wave incident upon a Schwarzschild black hole is analyzed in [6]. The absorption cross section of Reissner-Nordström black holes for the electromagnetic field is computed numerically in [7]. The Orbiting phenomena in black hole scattering is studied in [8]. The wavefront twisting by rotating black holes is studied in [9]. However, electromagnetic scattering by ordinary objects (not black holes) in curved space-time were not involved in these studies. The numerical methods to simulate electromagnetic scattering by ordinary objects are developed in this paper.

Finite difference time domain (FDTD) method [10–12] is one of the most popular numerical methods for simulating electromagnetic waves in flat space-time. The FDTD method can be easily extended to curved space-time [4, 5]. The iteration formulas are deduced from the 4-D Maxwell equations in [5]. The difference is that, in this paper, we directly use the flat space-time FDTD method, in which the space is filled with an inhomogeneous medium.

In the theory of general relativity, space-time is curved and light propagates along geodesics. It is well recognized that Maxwell’s equations in curved space-time can be written as if they were in a flat space-time with an optical medium, which is described by a constitutive equation [13–16]. From this point of view, theoretical methods for designing devices that offer unprecedented control over electromagnetic fields can be developed. Thus, such methods open up new avenues to design and realize functional electromagnetic devices [17–19]. Since the curvature of space-time is equivalent to certain medium, the FDTD method in flat space-time can be directly used. This is introduced in section 2. It will be seen that the effective permittivity and permeability in Schwarzschild space-time have very simple expressions.

The FDTD method is simple and straightforward, while to solve electromagnetic scattering problems, the Green function is indispensable. Green function in flat space-time takes very simple form. However, in curved space-time the Green function is rather complex [20, 21]. To calculate Green function in curved space-time, differential equations should be solved numerically [22, 23]. This is introduced in Section 3. The connection boundary and output boundary in FDTD method are introduced in Section 4. Some numerical results are shown in section 5.

2 FDTD method in Schwarzschild space-time

In this paper, tensor indices run from 0 to 3. The Minkowski metric is

$$\eta_{\alpha\beta} = \text{diag}(-1, 1, 1, 1) \tag{1}$$

The exterior differential form of Maxwell equations are:

$$\begin{cases} d * F = Z_0 * J \\ dF = * \tilde{J} \end{cases} \quad (2)$$

where Z_0 is the vacuum wave impedance, F is electromagnetic tensor, J and \tilde{J} are electric current density and magnetic current density respectively, $*$ is Hodge star operator, and d is exterior differential operator. The covariant derivative form of Maxwell equations are:

$$\begin{cases} F^{\mu\nu}{}_{;\nu} = Z_0 J^\mu \\ F_{\nu\sigma}{}_{;\mu} + F_{\mu\nu}{}_{;\sigma} + F_{\sigma\mu}{}_{;\nu} = (*\tilde{J})_{\mu\nu\sigma} \end{cases} \quad (3)$$

where the semicolon represent covariant derivative. The partial derivative form of Maxwell equations are:

$$\begin{cases} \frac{1}{\sqrt{-g}} \frac{\partial}{\partial x^\nu} (\sqrt{-g} F^{\mu\nu}) = Z_0 J^\mu \\ \frac{\partial F_{\nu\sigma}}{\partial x^\mu} + \frac{\partial F_{\mu\nu}}{\partial x^\sigma} + \frac{\partial F_{\sigma\mu}}{\partial x^\nu} = (*\tilde{J})_{\mu\nu\sigma} \end{cases} \quad (4)$$

where g is the determinant of metric tensor $g_{\mu\nu}$. Let us define

$$\begin{cases} \mathbf{D}/\epsilon_0 = \sqrt{-g}(F^{01}, F^{02}, F^{03}) \\ Z_0 \mathbf{H} = \sqrt{-g}(F^{23}, F^{31}, F^{12}) \\ \mathbf{E} = (F_{10}, F_{20}, F_{30}) \\ c\mathbf{B} = (F_{23}, F_{31}, F_{12}) \\ c\rho = \sqrt{-g}J^0 \\ \mathbf{J} = \sqrt{-g}(J^1, J^2, J^3) \\ c\tilde{\rho} = \sqrt{-g}\tilde{J}^0 \\ \tilde{\mathbf{J}} = \sqrt{-g}(\tilde{J}^1, \tilde{J}^2, \tilde{J}^3) \end{cases} \quad (5)$$

where ϵ_0 is vacuum permittivity, and c is the vacuum light speed. By this definition, Eq.(4) can be written as

$$\begin{cases} \nabla \cdot \mathbf{D}/\epsilon_0 = \rho/\epsilon_0 \\ \frac{\partial}{\partial x^0} \mathbf{D}/\epsilon_0 = \nabla \times Z_0 \mathbf{H} - Z_0 \mathbf{J} \\ \nabla \cdot c\mathbf{B} = c\tilde{\rho} \\ \frac{\partial c\mathbf{B}}{\partial x^0} = -\nabla \times \mathbf{E} - \tilde{\mathbf{J}} \end{cases} \quad (6)$$

The constitutive equations are

$$\begin{cases} \mathbf{D}/\epsilon_0 = \bar{\mathbf{G}}^{de} \cdot \mathbf{E} + \bar{\mathbf{G}}^{db} \cdot c\mathbf{B} \\ Z_0 \mathbf{H} = \bar{\mathbf{G}}^{he} \cdot \mathbf{E} + \bar{\mathbf{G}}^{hb} \cdot c\mathbf{B} \end{cases} \quad (7)$$

where the matrices $\bar{\mathbf{G}}^{de}$, $\bar{\mathbf{G}}^{db}$, $\bar{\mathbf{G}}^{he}$, $\bar{\mathbf{G}}^{hb}$ can be deduced by raising tensor indices:

$$F^{\mu\nu} = g^{\mu\alpha} g^{\nu\beta} F_{\alpha\beta} \quad (8)$$

The line element in Schwarzschild space-time is

$$ds^2 = - \left(1 - \frac{R_S}{r}\right) (cdt)^2 + \left(1 - \frac{R_S}{r}\right)^{-1} dr^2 + r^2(d\theta^2 + \sin^2\theta d\phi^2), \quad r > R_S \quad (9)$$

where R_S is Schwarzschild radius. The Cartesian coordinates are defined as

$$x = R \sin\theta \cos\phi, \quad y = R \sin\theta \sin\phi, \quad z = R \cos\theta \quad (10)$$

where [24]

$$R = \frac{1}{2} \left(r - \frac{R_S}{2} + \sqrt{r(r - R_S)} \right), \quad r > R_S \quad (11)$$

The line element in the Cartesian coordinates is

$$ds^2 = - \left(\frac{1 - \frac{R_S}{4R}}{1 + \frac{R_S}{4R}} \right)^2 (cdt)^2 + \left(1 + \frac{R_S}{4R} \right)^4 (dx^2 + dy^2 + dz^2) \quad (12)$$

The constitutive equations are

$$\begin{cases} \mathbf{D} = \epsilon_0 \left(1 - \frac{R_S}{4R}\right)^{-1} \left(1 + \frac{R_S}{4R}\right)^3 \mathbf{E} \\ \mathbf{B} = \mu_0 \left(1 - \frac{R_S}{4R}\right)^{-1} \left(1 + \frac{R_S}{4R}\right)^3 \mathbf{H} \end{cases} \quad (13)$$

where $\mu_0 = Z_0/c$ is permeability of vacuum. The above equations can be deduced from Eq.(5) and (8). The Schwarzschild space-time is equivalent to flat space-time which is filled with medium, and the relative permittivity and permeability of the medium are [13]

$$\epsilon_r = \mu_r = \left(1 - \frac{R_S}{4R}\right)^{-1} \left(1 + \frac{R_S}{4R}\right)^3 \quad (14)$$

The FDTD method for inhomogeneous medium in Cartesian coordinate can be invoked directly in Schwarzschild space-time.

3 Green function in curved space-time

3.1 Green function

If $\tilde{\mathbf{J}} = 0$, we have $dF = 0$ according to Eq.(2). The electromagnetic tensor can be written as

$$F_{\alpha\beta} = c(dA)_{\alpha\beta} = c(A_{\beta;\alpha} - A_{\alpha;\beta}) \quad (15)$$

where A^α is electric potential. Substituting the above equation into the first one in Eq.(3) and applying Lorentz gauge, we get the wave equation

$$\square A^\alpha - R^\alpha_\beta A^\beta = -\mu_0 J^\alpha \quad (16)$$

where $\square A^\alpha = A^\alpha_{;\beta}{}^{;\beta}$ and R^α_β is Ricci tensor. The electric field and magnetic field are

$$\begin{aligned} E_i &= F_{i0} \\ &= c(A_{0;1} - A_{1;0}, A_{0;2} - A_{2;0}, A_{0;3} - A_{3;0}) \end{aligned} \quad (17)$$

$$\begin{aligned} Z_0 H_i &= \sqrt{-g} \epsilon_{ijk} F^{jk} \\ &= c\sqrt{-g}(A^{3;2} - A^{2;3}, A^{1;3} - A^{3;1}, A^{2;1} - A^{1;2}) \end{aligned} \quad (18)$$

where the indices i, j, k run from 1 to 3, and ϵ_{ijk} is Levi-Civita symbol.

Let's define the dual electromagnetic tensor \tilde{F} as below

$$\tilde{F} = *F \quad \text{or} \quad F = -*\tilde{F} \quad (19)$$

The Eq.(2) can be written as

$$\begin{cases} d * \tilde{F} = -*\tilde{J} \\ d\tilde{F} = Z_0 * J \end{cases} \quad (20)$$

The Eq.(3) can be written as

$$\begin{cases} \tilde{F}^{\mu\nu}{}_{;\nu} = -\tilde{J}^\mu \\ \tilde{F}_{\nu\sigma}{}_{;\mu} + \tilde{F}_{\mu\nu}{}_{;\sigma} + \tilde{F}_{\sigma\mu}{}_{;\nu} = Z_0(*J)_{\mu\nu\sigma} \end{cases} \quad (21)$$

If $J = 0$, we have $d\tilde{F} = 0$ according to Eq.(20). The dual electromagnetic tensor can be written as

$$\tilde{F}_{\alpha\beta} = -\frac{1}{\epsilon_0}(d\tilde{A})_{\alpha\beta} = -\frac{1}{\epsilon_0}(\tilde{A}_{\beta;\alpha} - \tilde{A}_{\alpha;\beta}) \quad (22)$$

where \tilde{A}^α is magnetic potential. Substituting the above equation into the first one in Eq.(21) and applying Lorentz gauge, we get the wave equation

$$\square \tilde{A}^\alpha - R^\alpha_\beta \tilde{A}^\beta = -\epsilon_0 \tilde{J}^\alpha \quad (23)$$

The electric field and magnetic field are

$$\begin{aligned} E_i &= -(*\tilde{F})_{i0} = \sqrt{-g}(\tilde{F}^{23}, \tilde{F}^{31}, \tilde{F}^{12}) \\ &= -\frac{\sqrt{-g}}{\epsilon_0}(\tilde{A}^{3;2} - \tilde{A}^{2;3}, \tilde{A}^{1;3} - \tilde{A}^{3;1}, \tilde{A}^{2;1} - \tilde{A}^{1;2}) \end{aligned} \quad (24)$$

$$\begin{aligned} Z_0 H_i &= -\sqrt{-g} \epsilon_{ijk} (*\tilde{F})^{jk} = -(\tilde{F}_{10}, \tilde{F}_{20}, \tilde{F}_{30}) \\ &= \frac{1}{\epsilon_0}(\tilde{A}_{0;1} - \tilde{A}_{1;0}, \tilde{A}_{0;2} - \tilde{A}_{2;0}, \tilde{A}_{0;3} - \tilde{A}_{3;0}) \end{aligned} \quad (25)$$

The total electric field is the summation of Eq.(17) and Eq.(24), and the total magnetic field is the summation of Eq.(18) and Eq.(25). We need to calculate covariant derivative of potential.

The electric potential and magnetic potential can be expressed in integral form

$$A_\alpha(x) = \frac{\mu_0}{4\pi} \int G_{\alpha\beta'}(x, x') J^{\beta'}(x') \sqrt{-g(x')} d^4 x' \quad (26)$$

$$\tilde{A}_\alpha(x) = \frac{\epsilon_0}{4\pi} \int G_{\alpha\beta'}(x, x') \tilde{J}^{\beta'}(x') \sqrt{-g(x')} d^4 x' \quad (27)$$

where $G_{\alpha\beta'}$ is Green function. The Hadamard form of Green function is [21]

$$G_{\alpha\beta'}(x, x') = U_{\alpha\beta'}(x, x') \delta(\sigma(x, x')) + V_{\alpha\beta'}(x, x') \theta(-\sigma(x, x')) \quad (28)$$

In the above expression, $U_{\alpha\beta'}$ and $V_{\alpha\beta'}$ are two bi-tensors, δ is Dirac function, and θ is the step function

$$\theta(\sigma) = \begin{cases} 1, & \sigma \geq 0 \\ 0, & \sigma < 0 \end{cases} \quad (29)$$

The bi-scalar $\sigma(x, x')$ in Eq.(28) is Synge's world function [24] which is defined as half the square geodesic distance between the points x and x' . For a specified x' , Green function has two branches - one is the chronological future and the other is the chronological past. Only the chronological future branch is taken into consideration in this paper.

3.2 $U_{\alpha\beta'}$ and $V_{\alpha\beta'}$

The bi-tensor $U_{\alpha\beta'}$ in Eq. (28) obeys transport equation [23]

$$U_{\alpha\beta';\gamma} \sigma^\gamma + \frac{1}{2} (\sigma^\gamma{}_\gamma - 4) U_{\alpha\beta'} = 0 \quad (30)$$

The bi-tensors σ^α and $\sigma^\alpha{}_\beta$ are one and two order covariant derivative of σ . The bi-tensor $V_{\alpha\beta'}$ in Eq.(28) can be expanded into power series of σ :

$$V_{\alpha\beta'}(x, x') = \sum_{p=0}^{\infty} V_{\alpha\beta'}^p(x, x') [\sigma(x, x')]^p \quad (31)$$

where the superscript p in coefficients $V_{\alpha\beta'}^p$ is a serial number. $V_{\alpha\beta'}^p$ obey transport equations [23]

$$\begin{cases} V_{\alpha\beta';\gamma}^p \sigma^\gamma + \left(\frac{1}{2} \sigma^\gamma{}_\gamma + p - 1 \right) V_{\alpha\beta'}^p \\ + \frac{1}{2p} (\square V_{\alpha\beta'}^{p-1} - R_\alpha{}^\mu V_{\mu\beta'}^{p-1}) = 0, \quad p > 0 \\ V_{\alpha\beta';\gamma}^0 \sigma^\gamma + \frac{1}{2} (\sigma^\gamma{}_\gamma - 2) V_{\alpha\beta'}^0 = \frac{1}{2} (\square U_{\alpha\beta'} - R_\alpha{}^\mu U_{\mu\beta'}) \end{cases} \quad (32)$$

Numerical results show that, the part of $V_{\alpha\beta'}$ which is defined on time-like geodesic ($\sigma < 0$) has little effect on Green function. Therefore, this part of $V_{\alpha\beta'}$ can be ignored and we have $V_{\alpha\beta'} \approx V_{\alpha\beta'}^0$. $U_{\alpha\beta'}$ and $V_{\alpha\beta'}$ can be solved from their transport equations [22, 23].

The null geodesic ($\sigma = 0$) that links x to x' is described by a relation function $z(t)$ in which t is an affine parameter that ranges from 0 to 1. We have $z(0) = x'$ and $z(1) = x$. The function $z(t)$ is the solution of the boundary value problem

$$\begin{cases} \frac{d^2 z^\alpha}{dt^2} + \Gamma^\alpha_{\mu\nu} \frac{dz^\mu}{dt} \frac{dz^\nu}{dt} = 0 \\ z(0) = x' \\ z^i(1) = x^i, i = 1, 2, 3 \\ g_{\mu\nu}(x') u^\mu(0) u^\nu(0) = 0 \end{cases} \quad (33)$$

where $\Gamma^\alpha_{\mu\nu}$ is Christoffel symbol, $u^\mu = dz^\mu/dt$. This boundary value problem can be solved by Lobatto IIIa formula. For a specified x' , $U_{\alpha\beta'}(z, x')$ is a function of t , and it can be denoted as $U_{\alpha\beta'}(t)$. Thus, Eq.(30) can be rewritten as an initial value problem

$$\begin{cases} \frac{dU_{\alpha\beta'}}{dt} - \Gamma^\rho_{\alpha\mu} U_{\rho\beta'} u^\mu + \frac{1}{2t} (\sigma^\mu_{\mu} - 4) U_{\alpha\beta'} = 0 \\ U_{\alpha\beta'}(0) = g_{\alpha'\beta'} \end{cases} \quad (34)$$

where we have applied relation $\sigma^\alpha = tu^\alpha$ and the coincidence limit [17] of $U_{\alpha\beta'}$. The initial value problem can be solved by Runge-Kutta formula. After $U_{\alpha\beta'}(t)$ is solved from Eq.(34), $U_{\alpha\beta'}(1)$ is exactly the $U_{\alpha\beta'}(x, x')$ in Eq.(28). In the same way, $V_{\alpha\beta'}^0$ can be solved from

$$\begin{cases} \frac{dV_{\alpha\beta'}^0}{dt} - \Gamma^\rho_{\alpha\mu} V_{\rho\beta'}^0 u^\mu + \frac{1}{2t} (\sigma^\mu_{\mu} - 4) V_{\alpha\beta'}^0 \\ + \frac{1}{t} \left[V_{\alpha\beta'}^0 - \frac{1}{2} (\square U_{\alpha\beta'} - R_{\alpha}{}^\mu U_{\mu\beta'}) \right] = 0 \\ V_{\alpha\beta'}^0(0) = \frac{1}{12} g_{\alpha'\beta'} R' \end{cases} \quad (35)$$

where R' is scalar curvature at x' . σ^α_{β} and $\square U_{\alpha\beta'}$ are unknown quantities which have to be solved before solving Eq.(34) and (35).

3.3 σ^α_{β} and $\square U_{\alpha\beta'}$

Differentiating $\sigma^\alpha \sigma_\alpha = 2\sigma$ twice, we obtain

$$\sigma^\alpha_{\mu\beta} \sigma^\mu + \sigma^\alpha_{\mu} \sigma^\mu_{\beta} = \sigma^\alpha_{\beta} \quad (36)$$

By commuting covariant derivatives, i.e., substituting $\sigma^\alpha_{\mu\beta} = \sigma^\alpha_{\beta\mu} - R^\alpha_{\rho\mu\beta} \sigma^\rho$ ($R^\alpha_{\beta\gamma\delta}$ is Riemann curvature tensor) into the above equation we obtain

$$\sigma^\alpha_{\beta\mu} \sigma^\mu - R^\alpha_{\rho\mu\beta} \sigma^\rho \sigma^\mu + (\sigma^\alpha_{\mu} - \delta^\alpha_{\mu}) \sigma^\mu_{\beta} = 0 \quad (37)$$

The above equation can be rewritten as an initial value problem

$$\begin{cases} \frac{d\sigma^\alpha{}_\beta}{dt} = (\sigma^\alpha{}_\rho \Gamma^\rho{}_{\mu\beta} - \Gamma^\alpha{}_{\rho\mu} \sigma^\rho{}_\beta) u^\mu + t R^\alpha{}_{\rho\mu\beta} u^\rho u^\mu \\ \quad - \frac{1}{t} (\sigma^\alpha{}_\mu - \delta^\alpha{}_\mu) \sigma^\mu{}_\beta \\ \sigma^\alpha{}_\beta(0) = \delta^\alpha{}_{\beta'} \end{cases} \quad (38)$$

$\sigma^\alpha{}_\beta$ can be solved from the above equation.

By differentiating Eq.(30) and commuting covariant derivatives, we obtain

$$\begin{aligned} U_{\alpha\beta';\gamma\mu} \sigma^\mu + R^\rho{}_{\alpha\mu\gamma} U_{\rho\beta'} \sigma^\mu + U_{\alpha\beta';\mu} \sigma^\mu{}_\gamma + \frac{1}{2} U_{\alpha\beta'} \sigma^\mu{}_{\mu\gamma} \\ + \frac{1}{2} (\sigma^\mu{}_\mu - 4) U_{\alpha\beta';\gamma} = 0 \end{aligned} \quad (39)$$

It can be rewritten as an initial value problem

$$\begin{cases} \frac{dU_{\alpha\beta';\gamma}}{dt} - (\Gamma^\rho{}_{\alpha\mu} U_{\rho\beta';\gamma} + \Gamma^\rho{}_{\gamma\mu} U_{\alpha\beta';\rho}) u^\mu \\ \quad + \frac{1}{t} U_{\alpha\beta';\mu} \sigma^\mu{}_\gamma + \frac{1}{2t} U_{\alpha\beta'} \sigma^\mu{}_{\mu\gamma} \\ \quad + \frac{1}{2t} (\sigma^\mu{}_\mu - 4) U_{\alpha\beta';\gamma} = 0 \\ U_{\alpha\beta';\gamma}(0) = 0 \end{cases} \quad (40)$$

$U_{\alpha\beta';\gamma}$ can be solved from the above equation. By differentiating Eq.(39) and commuting covariant derivatives, an initial value problem can be obtained:

$$\begin{cases} \frac{dU_{\alpha\beta';\gamma\delta}}{dt} - (\Gamma^\rho{}_{\alpha\mu} U_{\rho\beta';\gamma\delta} + \Gamma^\rho{}_{\gamma\mu} U_{\alpha\beta';\rho\delta} \\ \quad + \Gamma^\rho{}_{\delta\mu} U_{\rho\beta';\gamma\rho}) u^\mu \\ \quad + (R^\rho{}_{\alpha\mu\gamma;\delta} U_{\rho\beta'} + R^\rho{}_{\alpha\mu\gamma} U_{\rho\beta';\delta} + R^\rho{}_{\alpha\mu\delta} U_{\rho\beta';\gamma} \\ \quad + R^\rho{}_{\gamma\mu\delta} U_{\alpha\beta';\rho}) u^\mu \\ \quad + \frac{1}{t} \left(U_{\alpha\beta';\mu\gamma} \sigma^\mu{}_\delta + U_{\alpha\beta';\mu\delta} \sigma^\mu{}_\gamma + \frac{1}{2} U_{\alpha\beta'} \sigma^\mu{}_{\mu\gamma\delta} \right) \\ \quad + \frac{1}{t} U_{\alpha\beta';\mu} \sigma^\mu{}_{\gamma\delta} + \frac{1}{2t} U_{\alpha\beta';\delta} \sigma^\mu{}_{\mu\gamma} + \frac{1}{2t} U_{\alpha\beta';\gamma} \sigma^\mu{}_{\mu\delta} \\ \quad + \frac{1}{2t} (\sigma^\mu{}_\mu - 4) U_{\alpha\beta';\gamma\delta} = 0 \\ U_{\alpha\beta';\gamma\delta}(0) = -\frac{1}{2} R_{\alpha'\beta'\gamma'\delta'} + \frac{1}{6} g_{\alpha'\beta'} R_{\gamma'\delta'} \end{cases} \quad (41)$$

$U_{\alpha\beta';\gamma\delta}$ can be solved from the above initial value problem and $\square U_{\alpha\beta'}$ can be obtained from

$$\square U_{\alpha\beta'} = g^{\mu\nu} U_{\alpha\beta';\mu\nu} \quad (42)$$

In Eqs.(40)(41), $\sigma^\alpha{}_{\beta\gamma}$ and $\sigma^\alpha{}_{\beta\gamma\delta}$ are still unknown quantities.

3.4 $\sigma^\alpha_{\beta\gamma}$ and $\sigma^\alpha_{\beta\gamma\delta}$

Through differentiating Eq.(37) and commuting covariant derivatives, the following equation can be obtained

$$\begin{aligned} & \sigma^\alpha_{\beta\gamma\mu}\sigma^\mu + \sigma^\alpha_{\mu\beta}\sigma^\mu_\gamma + \sigma^\alpha_{\mu\gamma}\sigma^\mu_\beta + (\sigma^\alpha_\mu - \delta^\alpha_\mu)\sigma^\mu_{\beta\gamma} \\ & - R^\alpha_{\rho\mu\beta;\gamma}\sigma^\rho\sigma^\mu - R^\alpha_{\rho\mu\beta}\sigma^\rho_\gamma\sigma^\mu - R^\alpha_{\rho\mu\gamma}\sigma^\rho_\beta\sigma^\mu \\ & + R^\rho_{\beta\mu\gamma}\sigma^\alpha_\rho\sigma^\mu = 0 \end{aligned} \quad (43)$$

It can be rewritten as an initial value problem

$$\left\{ \begin{aligned} & \frac{d\sigma^\alpha_{\beta\gamma}}{dt} + (\Gamma^\alpha_{\rho\mu}\sigma^\rho_{\beta\gamma} - \Gamma^\rho_{\beta\mu}\sigma^\alpha_{\rho\gamma} - \Gamma^\rho_{\gamma\mu}\sigma^\alpha_{\beta\rho})u^\mu \\ & + \frac{1}{t}\sigma^\alpha_{\mu\beta}\sigma^\mu_\gamma + \frac{1}{t}\sigma^\alpha_{\mu\gamma}\sigma^\mu_\beta + \frac{1}{t}(\sigma^\alpha_\mu - \delta^\alpha_\mu)\sigma^\mu_{\beta\gamma} \\ & - (R^\alpha_{\rho\mu\beta;\gamma}\sigma^\rho + R^\alpha_{\rho\mu\beta}\sigma^\rho_\gamma + R^\alpha_{\rho\mu\gamma}\sigma^\rho_\beta \\ & - R^\alpha_{\beta\mu\gamma}\sigma^\alpha_\rho)u^\mu = 0 \\ & \sigma^\alpha_{\beta\gamma}(0) = 0 \end{aligned} \right. \quad (44)$$

$\sigma^\alpha_{\beta\gamma}$ can be solved from the above initial value problem. Through differentiating Eq.(43) and commuting covariant derivatives, an initial value problem can be obtained, from which $\sigma^\alpha_{\beta\gamma\delta}$ can be solved:

$$\left\{ \begin{aligned} & \frac{d\sigma^\alpha_{\beta\gamma\delta}}{dt} + (\Gamma^\alpha_{\rho\mu}\sigma^\rho_{\beta\gamma\delta} - \Gamma^\rho_{\beta\mu}\sigma^\alpha_{\rho\gamma\delta} - \Gamma^\rho_{\gamma\mu}\sigma^\alpha_{\beta\rho\delta} \\ & - \Gamma^\rho_{\delta\mu}\sigma^\alpha_{\beta\gamma\rho})u^\mu \\ & - (R^\alpha_{\rho\mu\beta;\gamma}\sigma^\rho_\delta + R^\alpha_{\rho\mu\beta;\delta}\sigma^\rho_\gamma + R^\alpha_{\rho\mu\gamma;\delta}\sigma^\rho_\beta \\ & - R^\rho_{\beta\mu\delta}\sigma^\alpha_{\rho\gamma} - R^\rho_{\beta\mu\gamma}\sigma^\alpha_{\rho\delta} - R^\rho_{\gamma\mu\delta}\sigma^\alpha_{\beta\rho} \\ & + R^\alpha_{\rho\mu\gamma}\sigma^\rho_{\beta\delta} + R^\alpha_{\rho\mu\delta}\sigma^\rho_{\beta\gamma} + R^\alpha_{\rho\mu\beta}\sigma^\rho_{\gamma\delta} \\ & - R^\rho_{\beta\mu\gamma;\delta}\sigma^\alpha_\rho)u^\mu - tR^\alpha_{\rho\mu\beta;\gamma\delta}u^\rho u^\mu \\ & + \frac{1}{t}(\sigma^\alpha_{\mu\beta\gamma}\sigma^\mu_\delta + \sigma^\alpha_{\mu\gamma\delta}\sigma^\mu_\beta + \sigma^\alpha_{\mu\beta\delta}\sigma^\mu_\gamma) \\ & + \frac{1}{t}\sigma^\alpha_{\mu\beta}\sigma^\mu_{\gamma\delta} + \frac{1}{t}\sigma^\alpha_{\mu\gamma}\sigma^\mu_{\beta\delta} + \frac{1}{t}\sigma^\alpha_{\mu\delta}\sigma^\mu_{\beta\gamma} \\ & + \frac{1}{t}(\sigma^\alpha_\mu - \delta^\alpha_\mu)\sigma^\mu_{\beta\gamma\delta} = 0 \\ & \sigma^\alpha_{\beta\gamma\delta}(0) = -\frac{1}{3}(R^{\alpha'}_{\gamma'\beta'\delta'} + R^{\alpha'}_{\delta'\beta'\gamma'}) \end{aligned} \right. \quad (45)$$

3.5 Limit formulas

In the above initial value problems, i.e., Eqs.(34)(35)(38)(40)(41)(44)(45), there are terms involving $1/t$. Evaluating these terms is indispensable when solving differential equations. However, to evaluate them directly at $t = 0$ is impossible. Fortunately, the terms have limit formulas which can be derived from their covariant expansions [21, 23].

The covariant expansion of σ^α_β is

$$\sigma^\alpha_\beta = \delta^\alpha_\beta - \frac{1}{3}g^{\alpha\alpha'}g^{\beta'\beta}R_{\alpha'\mu'_1\beta'\mu'_2}t^2u^{\mu'_1}u^{\mu'_2} + O(t^3) \quad (46)$$

where $g^{\alpha\beta'}$ is parallel propagator. By moving the term δ^α_β to the left side, dividing it by t , and then taking limit, the following equation can be set up

$$\left(\frac{\sigma^\alpha_\beta - \delta^\alpha_\beta}{t}\right)_{t \rightarrow 0} = 0 \quad (47)$$

By taking the contraction, we get

$$\left(\frac{\sigma^\alpha_\alpha - 4}{t}\right)_{t \rightarrow 0} = 0 \quad (48)$$

The covariant expansion of $\sigma_{\alpha\beta\gamma}$ is

$$\begin{aligned} \sigma_{\alpha\beta\gamma} = & g^{\alpha'\alpha}g^{\beta'\beta}g^{\gamma'\gamma} \left[-\frac{1}{3}(R_{\alpha'\gamma'\beta'\mu'} + R_{\alpha'\mu'\beta'\gamma'})tu^{\mu'} \right. \\ & \left. + O(t^2) \right] \end{aligned} \quad (49)$$

from which we get

$$\left(\frac{\sigma_{\alpha\beta\gamma}}{t}\right)_{t \rightarrow 0} = -\frac{1}{3}(R_{\alpha'\gamma'\beta'\mu'} + R_{\alpha'\mu'\beta'\gamma'})u^{\mu'} \quad (50)$$

By taking the contraction, we get

$$\left(\frac{\sigma^\mu_{\mu\gamma}}{t}\right)_{t \rightarrow 0} = -\frac{2}{3}R_{\gamma'\mu'}u^{\mu'} \quad (51)$$

The covariant expansion of $\sigma_{\alpha\beta\gamma\delta}$ is

$$\begin{aligned} \sigma_{\alpha\beta\gamma\delta} = & g^{\alpha'\alpha}g^{\beta'\beta}g^{\gamma'\gamma}g^{\delta'\delta} \left\{ -\frac{1}{3}(R_{\alpha'\gamma'\beta'\delta'} + R_{\alpha'\delta'\beta'\gamma'}) \right. \\ & \left. + [\sigma_{\alpha\beta\gamma\delta\mu}]tu^{\mu'} + O(t^2) \right\} \end{aligned} \quad (52)$$

where the coincidence limit is

$$\begin{aligned} [\sigma_{\alpha_1\alpha_2\alpha_3\alpha_4\alpha_5}] = & -\frac{1}{4}(R_{\alpha'_5\alpha'_1\alpha'_3\alpha'_2;\alpha'_4} + R_{\alpha'_4\alpha'_1\alpha'_3\alpha'_2;\alpha'_5} \\ & + R_{\alpha'_5\alpha'_1\alpha'_4\alpha'_2;\alpha'_3} + R_{\alpha'_3\alpha'_1\alpha'_4\alpha'_2;\alpha'_5} + R_{\alpha'_4\alpha'_1\alpha'_5\alpha'_2;\alpha'_3} \\ & + R_{\alpha'_3\alpha'_1\alpha'_5\alpha'_2;\alpha'_4}) \end{aligned} \quad (53)$$

which can be derived by differentiating $\sigma^\alpha\sigma_\alpha = 2\sigma$ for five times, and then taking coincidence limit. From Eq.(46) and (52) we get

$$\begin{aligned} \left[\frac{1}{t}(\sigma_{\alpha\mu\gamma\delta}\sigma^\mu_\beta + \sigma_{\alpha\mu\beta\delta}\sigma^\mu_\gamma + \sigma_{\alpha\mu\beta\gamma}\sigma^\mu_\delta) \right]_{t \rightarrow 0} = \\ \frac{1}{4}(R_{\alpha'\beta'\mu'\gamma';\delta'} + R_{\alpha'\beta'\mu'\delta';\gamma'} + R_{\alpha'\gamma'\mu'\beta';\delta'} \\ + R_{\alpha'\gamma'\mu'\delta';\beta'} + R_{\alpha'\delta'\mu'\beta';\gamma'} + R_{\alpha'\delta'\mu'\gamma';\beta'})u^{\mu'} \end{aligned} \quad (54)$$

The covariant expansion of $U_{\alpha\beta';\gamma}$ is

$$U_{\alpha\beta';\gamma} = g^{\alpha'}_{\alpha} g^{\gamma'}_{\gamma} \left[\left(-\frac{1}{2} R_{\alpha'\beta'\gamma'\mu'} + \frac{1}{6} g_{\alpha'\beta'} R_{\gamma'\mu'} \right) t u^{\mu'} + O(t^2) \right] \quad (55)$$

from which we get

$$\left(\frac{U_{\alpha\beta';\gamma}}{t} \right)_{t \rightarrow 0} = \left(-\frac{1}{2} R_{\alpha'\beta'\gamma'\mu'} + \frac{1}{6} g_{\alpha'\beta'} R_{\gamma'\mu'} \right) u^{\mu'} \quad (56)$$

The covariant expansion of $U_{\alpha\beta';\gamma\delta}$ is

$$\begin{aligned} U_{\alpha\beta';\alpha_1\alpha_2} &= g^{\alpha'}_{\alpha} g^{\alpha'_1}_{\alpha_1} g^{\alpha'_2}_{\alpha_2} \left\{ -\frac{1}{2} (R_{\alpha'\beta'\alpha'_1\alpha'_2} \right. \\ &\quad \left. - \frac{1}{3} g_{\alpha'\beta'} R_{\alpha'_1\alpha'_2}) - \frac{1}{3} [R_{\alpha'\beta'\alpha'_1\alpha'_2;\mu'} \right. \\ &\quad \left. + R_{\alpha'\beta'\alpha'_1\mu';\alpha'_2} - \frac{1}{4} g_{\alpha'\beta'} (R_{\alpha'_1\alpha'_2;\mu'} + R_{\alpha'_2\mu';\alpha'_1} \right. \\ &\quad \left. + R_{\alpha'_1\mu';\alpha'_2})] t u^{\mu'} + O(t^2) \right\} \end{aligned} \quad (57)$$

From Eqs.(46)(52)(57) we get

$$\begin{aligned} &\left[\frac{1}{t} \left(U_{\alpha\beta';\mu\gamma} \sigma^{\mu}_{\delta} + U_{\alpha\beta';\mu\delta} \sigma^{\mu}_{\gamma} + \frac{1}{2} U_{\alpha\beta'} \sigma^{\mu}_{\mu\gamma\delta} \right) \right]_{t \rightarrow 0} \\ &= -\frac{1}{3} \left[R_{\alpha'\beta'\gamma'\mu';\delta'} + R_{\alpha'\beta'\delta'\mu';\gamma'} + \frac{1}{4} g_{\alpha'\beta'} (R_{\gamma'\delta';\mu'} \right. \\ &\quad \left. + R_{\delta'\mu';\gamma'} + R_{\gamma'\mu';\delta'}) \right] u^{\mu'} \end{aligned} \quad (58)$$

By taking the contraction of Eq.(57), we get

$$\begin{aligned} \square U_{\alpha\beta'} &= g^{\alpha'}_{\alpha} \left[\frac{1}{6} g_{\alpha'\beta'} R' - \frac{1}{3} \left(R^{\alpha'_1}_{\mu'\alpha'\beta';\alpha'_1} \right. \right. \\ &\quad \left. \left. - \frac{1}{2} g_{\alpha'\beta'} R_{;\mu'} \right) t u^{\mu'} + O(t^2) \right] \end{aligned} \quad (59)$$

The covariant expansion of $V_{\alpha\beta'}^0$ is

$$\begin{aligned} V_{\alpha\beta'}^0 &= g^{\alpha'}_{\alpha} \left[\frac{1}{12} g_{\alpha'\beta'} R' - \frac{1}{2} R_{\alpha'\beta'} - \frac{1}{12} \left(R^{\gamma'}_{\mu'\alpha'\beta';\gamma'} \right. \right. \\ &\quad \left. \left. - \frac{1}{2} g_{\alpha'\beta'} R_{;\mu'} \right) t u^{\mu'} - \frac{1}{4} R_{\alpha'\beta';\mu'} t u^{\mu'} + O(t^2) \right] \end{aligned} \quad (60)$$

From Eq.(59) and (60) we get

$$\begin{aligned} &\left\{ \frac{1}{t} \left[V_{\alpha\beta'}^0 - \frac{1}{2} (\square U_{\alpha\beta'} - R_{\alpha}{}^{\mu} U_{\mu\beta'}) \right] \right\}_{t \rightarrow 0} = \\ &\frac{1}{12} \left(R^{\gamma'}_{\mu'\alpha'\beta';\gamma'} - \frac{1}{2} g_{\alpha'\beta'} R_{;\mu'} + 3 R_{\alpha'\beta';\mu'} \right) u^{\mu'} \end{aligned} \quad (61)$$

3.6 The covariant derivative of potential

The covariant derivative of potential is

$$A_{\alpha;\gamma} = \frac{\mu_0}{4\pi} \int [U_{\alpha\beta'}\sigma_\gamma\delta'(\sigma) + (U_{\alpha\beta';\gamma} - V_{\alpha\beta'}\sigma_\gamma)\delta(\sigma) + V_{\alpha\beta';\gamma}\theta(-\sigma)] J^{\beta'} \sqrt{-g'} d^4x' \quad (62)$$

If ignoring $V_{\alpha\beta'}^p$ ($p > 0$), the above formula can be written as

$$A_{\alpha;\gamma} = \frac{\mu_0}{4\pi} \int [U_{\alpha\beta'}\sigma_\gamma\delta'(\sigma) + (U_{\alpha\beta';\gamma} - V_{\alpha\beta'}\sigma_\gamma)\delta(\sigma)] J^{\beta'} \sqrt{-g'} d^4x' \quad (63)$$

To calculate the above integral, we have to use the integral formula involving Dirac function:

$$\int \phi(t)\delta(f(t))dt = \sum_i \frac{\phi(t_i)}{|f'(t_i)|} \quad (64)$$

$$\int \phi(t)\delta'(f(t))dt = -\sum_i \frac{1}{|f'(t_i)|} \frac{d}{dt} \left(\frac{\phi(t)}{f'(t)} \right)_{t=t_i} \quad (65)$$

where $f(t)$ and $\phi(t)$ are two arbitrary smooth functions and t_i is the zero point of $f(t)$, i.e., $f(t_i) = 0$. Applying Eqs.(64)(65) to Eq.(63), we obtain

$$A_{\alpha;\gamma} = \frac{\mu_0}{4\pi} \int \left\{ -\frac{\sqrt{-g'}}{|\sigma_{0'}|^3} [(U_{\alpha\beta',0'}J^{\beta'} + U_{\alpha\beta'}J^{\beta',0'})\sigma_\gamma\sigma_{0'} + U_{\alpha\beta'}J^{\beta'}(\sigma_{\gamma,0'}\sigma_{0'} - \sigma_\gamma\sigma_{0',0'})] + \frac{\sqrt{-g'}}{|\sigma_{0'}|} (U_{\alpha\beta';\gamma} - V_{\alpha\beta'}\sigma_\gamma)J^{\beta'} \right\}_{x_z^0} d^3x' \quad (66)$$

where x_z^0 is the zero point of σ for fixed x and x^i ($i = 1, 2, 3$). Replacing μ_0 and J with ϵ_0 and \tilde{J} respectively, we can get the expression of $\tilde{A}_{\alpha;\gamma}$.

There are three unknown quantities $\sigma_{\alpha'\beta'}$, $\sigma_{\alpha\beta'}$ and $U_{\alpha\beta';\gamma'}$ on the right side of Eq.(66). We can get the transport equation of $\sigma^{\alpha'\beta'}$ by substituting unprimed indices in Eq.(37) into primed indices. Therefore, $\sigma^{\alpha'\beta'}$ is the solution of the following initial problem which is similar to Eq.(38):

$$\begin{cases} \frac{d\sigma^{\alpha'\beta'}}{dt} = (\sigma^{\alpha'\rho'}\Gamma^{\rho'\mu'\beta'} - \Gamma^{\alpha'\rho'\mu'}\sigma^{\rho'\beta'}) \\ \quad + tR^{\alpha'\rho'\mu'\beta'}u^{\rho'}u^{\mu'} - \frac{1}{t}(\sigma^{\alpha'\mu'} - \delta^{\alpha'\mu'})\sigma^{\mu'\beta'} \\ \sigma^{\alpha'\beta'}(0) = \delta^{\alpha\beta} \end{cases} \quad (67)$$

Symmetric property holds for $\sigma_{\alpha\beta'}$, i.e., $\sigma_{\alpha\beta'} = \sigma_{\beta'\alpha}$. The transport equation of $\sigma_{\alpha'\beta}$ can be deduced by differentiating $\sigma^\mu\sigma_\mu = 2\sigma$ at x' , and then differentiating it at x :

$$\sigma_{\alpha'\beta\mu}\sigma^\mu + \sigma_{\alpha'\mu}(\sigma^\mu{}_\beta - \delta^\mu{}_\beta) = 0 \quad (68)$$

It can be rewritten as an initial value problem

$$\begin{cases} \frac{d\sigma_{\alpha'\beta}}{dt} - \Gamma^{\rho'}_{\beta\mu}\sigma_{\alpha'\rho}u^\mu + \frac{1}{t}\sigma_{\alpha'\mu}(\sigma^\mu_{\beta} - \delta^\mu_{\beta}) = 0 \\ \sigma_{\alpha'\beta}(0) = -g_{\alpha'\beta'} \end{cases} \quad (69)$$

We can solve $\sigma_{\alpha'\beta}$ from the above equation. The transport equation of $U_{\alpha\beta';\gamma'}$ can be deduced by exchanging x and x' in Eq.(30), and then differentiating it at x' . $U_{\alpha\beta';\gamma'}$ is the solution of the following initial problem:

$$\begin{cases} \frac{dU_{\alpha\beta';\gamma'}}{dt} - (\Gamma^{\rho'}_{\beta'\mu'}U_{\alpha\rho';\gamma'} + \Gamma^{\rho'}_{\gamma'\mu'}U_{\alpha\beta';\rho'} \\ + R^{\rho'}_{\beta'\gamma'\mu'}U_{\alpha\rho'})u^{\mu'} + \frac{1}{t}U_{\alpha\beta';\mu'}\sigma^{\mu'}_{\gamma'} \\ + \frac{1}{2t}U_{\alpha\beta'}\sigma^{\mu'}_{\mu'\gamma'} + \frac{1}{2t}(\sigma^{\mu'}_{\mu'} - 4)U_{\alpha\beta';\gamma'} = 0 \\ U_{\alpha\beta';\gamma'}(0) = 0 \end{cases} \quad (70)$$

The unknown quantity $\sigma^{\alpha'}_{\beta'\gamma'}$ in above equation is the solution of the following initial problem which is similar to Eq.(44):

$$\begin{cases} \frac{d\sigma^{\alpha'}_{\beta'\gamma'}}{dt} + (\Gamma^{\alpha'}_{\rho'\mu'}\sigma^{\rho'}_{\beta'\gamma'} - \Gamma^{\rho'}_{\beta'\mu'}\sigma^{\alpha'}_{\rho'\gamma'} \\ - \Gamma^{\rho'}_{\gamma'\mu'}\sigma^{\alpha'}_{\beta'\rho'} - R^{\alpha'}_{\rho'\mu'\beta';\gamma'}\sigma^{\rho'} - R^{\alpha'}_{\rho'\mu'\beta'}\sigma^{\rho'}_{\gamma'} \\ - R^{\alpha'}_{\rho'\mu'\gamma'}\sigma^{\rho'}_{\beta'} + R^{\rho'}_{\beta'\mu'\gamma'}\sigma^{\alpha'}_{\rho'})u^{\mu'} \\ + \frac{1}{t}\sigma^{\alpha'}_{\mu'\beta'}\sigma^{\mu'}_{\gamma'} + \frac{1}{t}\sigma^{\alpha'}_{\mu'\gamma'}\sigma^{\mu'}_{\beta'} \\ + \frac{1}{t}(\sigma^{\alpha'}_{\mu'} - \delta^{\alpha'}_{\mu'})\sigma^{\mu'}_{\beta'\gamma'} = 0 \\ \sigma^{\alpha'}_{\beta'\gamma'}(0) = 0 \end{cases} \quad (71)$$

Limit formulas of terms involving $1/t$ in Eqs.(67)(69)(70)(71) are similar to Eqs.(47)(50)(56):

$$\left(\frac{\sigma^{\alpha'}_{\beta'} - \delta^{\alpha'}_{\beta'}}{t}\right)_{t \rightarrow 0} = 0 \quad (72)$$

$$\left(\frac{\sigma^{\alpha'\beta'\gamma'}}{t}\right)_{t \rightarrow 0} = -\frac{1}{3}(R_{\alpha\gamma\beta\mu} + R_{\alpha\mu\beta\gamma})u^\mu \quad (73)$$

$$\left(\frac{U_{\alpha\beta';\gamma'}}{t}\right)_{t \rightarrow 0} = \left(\frac{1}{2}R_{\alpha\beta\gamma\mu} + \frac{1}{6}g_{\alpha\beta}R_{\gamma\mu}\right)u^\mu \quad (74)$$

As a summary of this section, the solving sequence for the covariant derivative of potential is listed as below:

Eq.(33) \rightarrow Eq.(38) \rightarrow Eq.(44) \rightarrow Eq.(45) \rightarrow Eq.(67) \rightarrow Eq.(69) \rightarrow Eq.(71)
 \rightarrow Eq.(34) \rightarrow Eq.(40) \rightarrow Eq.(41) \rightarrow Eq.(42) \rightarrow Eq.(35) \rightarrow Eq.(70) \rightarrow Eq.(66)

4 Connection boundary and output boundary

Electric dipole is adopted as the excitation source. To reduce leakage, the distance between the positive charge and the negative charge is set to the mesh size of FDTD. At the positions of the two charges, the differential element of electric current densities are

$$J^\alpha \sqrt{-g} d^3x = (\pm cq, 0, 0, 0) \quad (75)$$

where q is the charge. At the midpoint of the two charges, the differential element of electric current density is

$$J^\alpha \sqrt{-g} d^3x = (0, \frac{dq}{dt} \mathbf{l}) \quad (76)$$

where \mathbf{l} is the vector directing from $-q$ to q .

Incident wave is incorporated into FDTD simulation through connection boundaries. The incident electromagnetic fields on connection boundaries can be calculated by Green function method which is introduced in section 3.

To obtain far field outside the FDTD domain, we need to integrate on output boundaries using Green function method. The effective electric and magnetic current on output boundaries are:

$$\begin{cases} \mathbf{J}(n+1/2) = \mathbf{n} \times \mathbf{H}(n+1/2) \\ \tilde{\mathbf{J}}(n) = -\mathbf{n} \times \mathbf{E}(n) \end{cases} \quad (77)$$

where \mathbf{n} is the outer normal vector on output boundary, and the variables in parentheses are time steps. We have the difference formulas

$$\begin{cases} \mathbf{J}_{,0}(n) = \frac{\mathbf{J}(n+1/2) - \mathbf{J}(n-1/2)}{\Delta x^0} \\ \tilde{\mathbf{J}}_{,0}(n-1/2) = \frac{\tilde{\mathbf{J}}(n) - \tilde{\mathbf{J}}(n-1)}{\Delta x^0} \end{cases} \quad (78)$$

where $\Delta x^0 = c\Delta t$ is the size of time step. From the law of charge conservation, we have

$$\begin{cases} J^0_{,0}(n+1/2) = -\nabla \cdot \mathbf{J}(n+1/2) \\ \tilde{J}^0_{,0}(n) = -\nabla \cdot \tilde{\mathbf{J}}(n) \end{cases} \quad (79)$$

where the divergence of \mathbf{J} and $\tilde{\mathbf{J}}$ can be written as the difference of H and E respectively. We have the difference formulas

$$\begin{cases} J^0(n+1) = J^0(n) + \Delta x^0 J^0_{,0}(n+1/2) \\ \tilde{J}^0(n+1/2) = \tilde{J}^0(n-1/2) + \Delta x^0 \tilde{J}^0_{,0}(n) \end{cases} \quad (80)$$

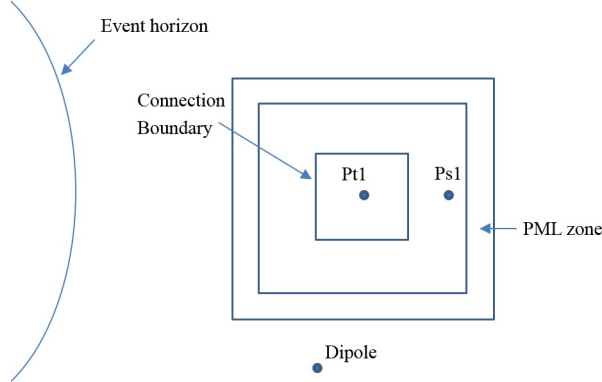


Figure 1: Validating the connection boundary

5 Numerical results

The first example is to validate the connection boundary. The Schwarzschild radius is set to 1m. There is no scatterer in FDTD domain (Fig.1). The FDTD mesh size is set to 0.05m. The FDTD domain is: 0.6m to 1.9m in x direction, -0.65m to 0.65m in y direction, and -0.65m to 0.65m in z direction. The number of PML layers is set to 10. The connection boundaries are: $x=1.25\pm 0.25m$, $y=\pm 0.25m$, and $z=\pm 0.25m$. A z -directed electric dipole is placed at (1m, -1m, 0m) (the midpoint of the two charges). The waveform of charge is a Gaussian pulse

$$q(t) = A \exp \left[-\frac{1}{2} \left(\frac{t}{\sigma} - 4 \right)^2 \right] \quad (81)$$

where $A=1 \times 10^{-6}C$ and $\sigma=3.22ns$. The z components of the electric field at five positions are calculated by FDTD method. These positions are Pt1(1.25m, 0m, 0.025m), Pt2(1.4m, 0m, 0.025m), Pt3(1.25m, 0.15m, 0.025m), Ps1(1.7m, 0m, 0.025m) and Ps2(1.25m, 0m, 0.475m). Pt1-Pt3 are located at total field zone and Ps1-Ps2 are located at scatter field zone. The electric fields at Pt1-Pt3 are also calculated by Green function method (GFM). Fig.2(a)-(c) show the results at Pt1-Pt3 by the two methods. It demonstrates that the numerical results obtained through both methods match perfectly. This example validates both the FDTD code and Green function code. The results at Ps1 and Ps2 are shown in Fig.2(d), in which the values of electric field are in dB: $20\lg(|E_z|/\max|E_{z1}|)$, where E_{z1} is the electric field at Pt1. It demonstrates that the numerical scatter fields are less than -65dB.

The second example is to validate the output boundary. The Schwarzschild radius is set to 1m. A z -directed electric dipole is placed at (1.5m, 0m, 0m). The waveform of charge is a Gaussian pulse with $A=1 \times 10^{-10}C$ and $\sigma=0.966ns$ (see Eq.(81)). The FDTD mesh size is set to 0.01m and the number of PML layers is set to 10. The FDTD domain is: 1m to 2m in x direction, -0.5m to 0.5m

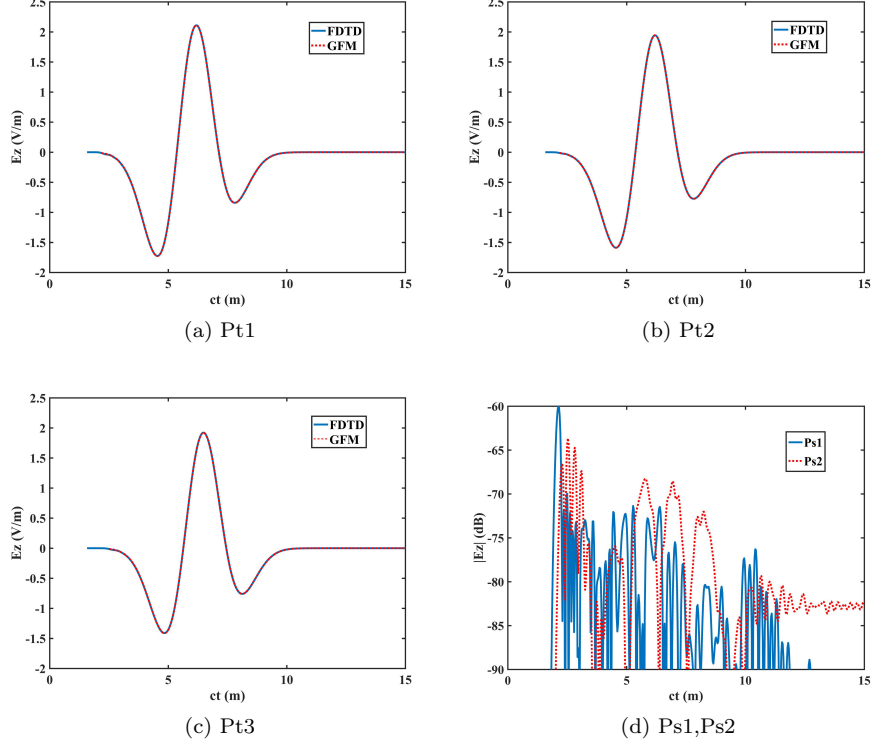


Figure 2: E_z at Pt1, Pt2, Pt3, Ps1 and Ps2

in y direction, and -0.5m to 0.5m in z direction. The output boundaries are: $x=1.5\pm 0.05\text{m}$, $y=\pm 0.05\text{m}$, and $z=\pm 0.05\text{m}$ (Fig.3). The z components of the electric field at four positions are calculated by FDTD method. These positions are P1(1.98m , 0m , 0.005m), P2(1.02m , 0m , 0.005m), P3(1.5m , 0.48m , 0.005m) and P4(1.5m , 0m , 0.485m). The electric fields at these four positions are also calculated by integrating on output boundaries using Green function method. The results are shown in Fig.4.

The third example is scattering by a thin plate. The size of the thin PEC (Perfectly electric conductor) plate is $1\text{m}\times 1\text{m}$. It spread out in the plane $x=3\text{m}$ (Fig.5), and the center locates at $(3\text{m}, 0\text{m}, 0\text{m})$. The Schwarzschild radius is set to 1m . A z -directed electric dipole is placed at P(7m , 0m , 0m). The waveform of charge is a Gaussian pulse with $A=1\times 10^{-10}\text{C}$ and $\sigma=2.415\text{ns}$ (see Eq.(81)). The FDTD mesh size is set to 0.05m , and the number of PML layers is set to 10. The FDTD domain is: 2.4m to 3.6m in x direction, -1.1m to 1.1m in y direction, and -1.1m to 1.1m in z direction. The connection boundaries are: $x=3\pm 0.2\text{m}$, $y=\pm 0.7\text{m}$, and $z=\pm 0.7\text{m}$. The output boundaries are: $x=3\pm 0.4\text{m}$, $y=\pm 0.9\text{m}$, and $z=\pm 0.9\text{m}$. The z component of the scattered electric field (both

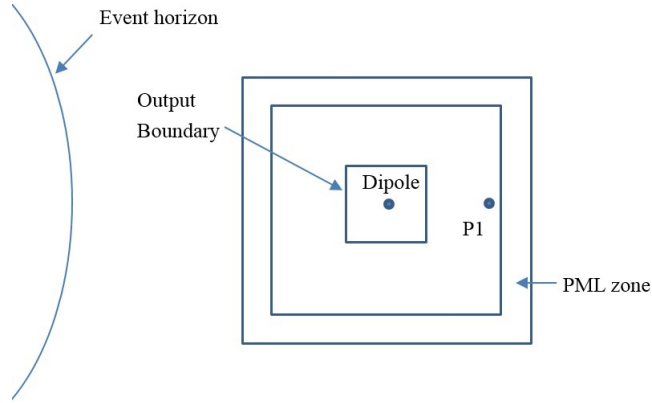


Figure 3: Validating the output boundary

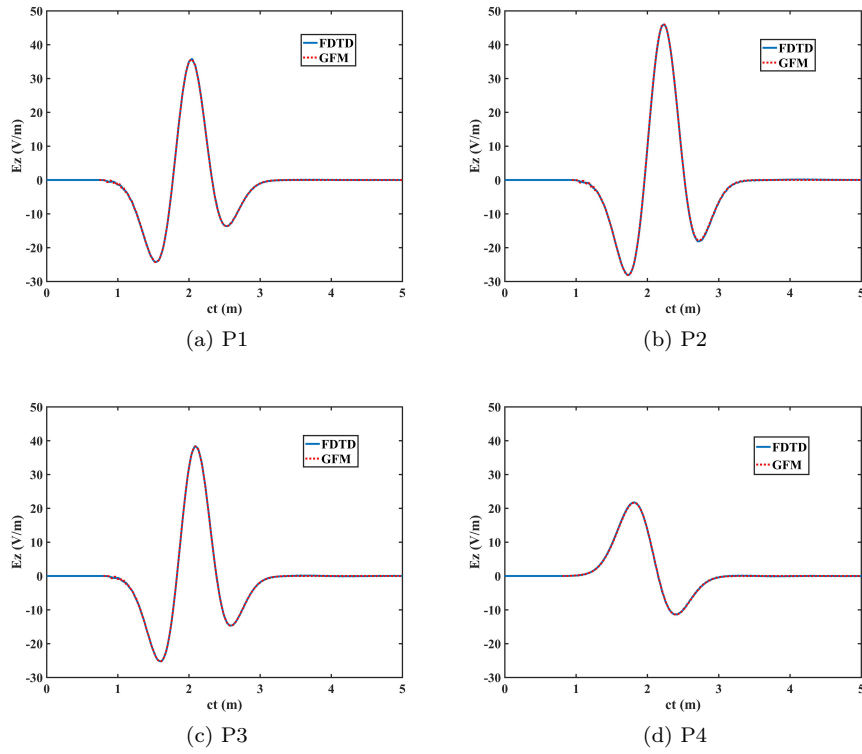


Figure 4: E_z at P1, P2, P3 and P4

in time domain and frequency domain) at P is shown in Fig.6. The scattered electric field in flat space-time ($R_S = 0$) is also shown in Fig.6. From Eq.(14)

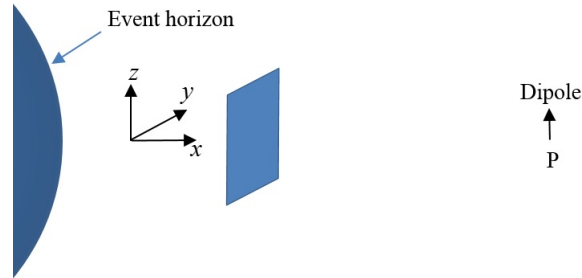


Figure 5: Scattering by a thin plate

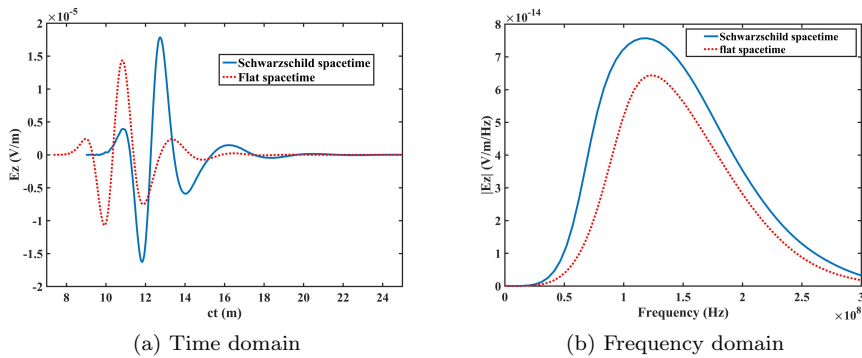


Figure 6: E_z at P

we see that the effective light speed is smaller than that in flat space-time. This leads to time delay which is shown in Fig.6(a). The inhomogeneity leads to pulse broadening in time domain and red shift in frequency domain (Fig.6(b)).

6 Summary and discussion

FDTD method in in curved space-time is realized by filling flat space-time with equivalent medium. Green function in curved space-time is calculated by solving differential equations. These two methods are incorporated to simulating electromagnetic scattering in Schwarzschild space-time. We validate the FDTD code and Green function code by two numerical examples. The scattering field by a thin plate is simulated by the developed methods.

Eq.(14) indicates that the effective light speed is smaller as it is closer to the horizon $R = R_S/4$. In previous simulations, the FDTD mesh is uniform, and the mesh size is confined by the lowest effective light speed. In order to save memory, a non-uniform FDTD mesh is feasible. In the simulation, the Green functions between source points and every surface elements on the connection boundaries should be computed, the Green functions between filed points and

every surface elements on the output boundaries should also be computed. The computation is very time consuming. To develop the fast algorithm will be our future work.

Acknowledgment

This work was supported by the National Natural Science Foundation of China [grant number 61601105].

References

- [1] J. Plebanski 1960 Phys. Rev. 118 1396–1408
- [2] A. Loeb 2010 Phys. Rev. D 81 047503
- [3] D. Batic, S. Nelson and M. Nowakowski 2015 Phys. Rev. D 91 104015
- [4] J. Daniel and T. Tajima 1997 Phys. Rev. D 55 5193–5204
- [5] M. Watson and K. I. Nishikawa 2010 Comput. Phys. Comm. 181 1750–1757
- [6] L. Crispino, S. R. Dola and E. S. Oliveira 2009 Phys. Rev. Lett. 102 231103
- [7] L. Crispino, A. Higuchi and E. S. Oliveira 2009 Phys. Rev. D 80 104026
- [8] D. Batic, N. G. Kelkar and M. Nowakowski 2012 Phys. Rev. D 86 104060
- [9] H. Yang and M. Casals 2014 Phys. Rev. D 90 023014
- [10] K. S. Yee 1966 IEEE Trans. Antennas and Propagation 14 302–307
- [11] Y. Foo, K. T. Cheung, C. H. To, and J. A. Zapien 2014 Thin Solid Films 571 356–363
- [12] K. Kourtzanidis, F. Rogier and J. P. Boeuf 2015 Comput. Phys. Comm 195 49–60
- [13] F. Felice 1971 Gen. Rel. Grav. 2 347–357
- [14] H. E. Puthoff 2002 Found. Phys. 32 927–943
- [15] H. E. Puthoff, E. W. Davis and C. Maccone 2005 Gen. Rel. Grav. 37 483–489
- [16] R. Vlokh and O. Kvasnyuk 2007 Ukr. J. Phys. Opt. 8 125–137
- [17] J. B. Pendry, D. Schurig and D. R. Smith 2006 Science 312 1780–1782
- [18] E. E. Narimanov and A. V. Kildishev 2009 Appl. Phys. Lett. 95 041106
- [19] I. F. Nunez and O. Bulashenko 2016 Phys. Lett. A 380 1–8

- [20] F. Friedlander 1975 The wave equation on a curved space-time, Cambridge University Press
- [21] E. Poisson 2004 Living Rev. Relativ. 7 <https://doi.org/10.12942/lrr-2004-6>
- [22] A. C. Ottewill and B. Wardell 2011 Phys. Rev. D 84 104039
- [23] B. Wardell 2012 Green Functions and Radiation Reaction From a Space-time Perspective, Ph.D. thesis, University College Dublin
- [24] J. L. Synge 1960 Relativity: the general theory, North-Holland