

Matter imprints in waveform models for neutron star binaries: tidal and self-spin effects

Tim Dietrich^{1,2}, Sebastian Khan^{3,4}, Reetika Dudi⁵, Shasvath J. Kapadia⁶, Prayush Kumar⁷, Alessandro Nagar^{8,9,10}, Frank Ohme^{3,4}, Francesco Pannarale¹¹, Anuradha Samajdar¹, Sebastiano Bernuzzi^{12,13}, Gregorio Carullo¹⁴, Walter Del Pozzo¹⁴, Maria Haney¹⁵, Charalampos Markakis^{16,17}, Michael Pürrer², Gunnar Riemenschneider^{9,18}, Yoshinta Eka Setyawati^{3,4}, Ka Wa Tsang¹, and Chris Van Den Broeck^{1,19}

¹ *Nikhef, Science Park, 1098 XG Amsterdam, The Netherlands*

² *Max Planck Institute for Gravitational Physics (Albert Einstein Institute), Am Mühlenberg 1, Potsdam 14476, Germany*

³ *Max Planck Institute for Gravitational Physics (Albert Einstein Institute), Callinstr. 38, 30167 Hannover, Germany*

⁴ *Leibniz Universität Hannover, D-30167 Hannover, Germany*

⁵ *Theoretical Physics Institute, University of Jena, 07743 Jena, Germany*

⁶ *Center for Gravitation, Cosmology, and Astrophysics, University of Wisconsin-Milwaukee, Milwaukee, Wisconsin 53201, USA*

⁷ *Cornell Center for Astrophysics and Planetary Science, Cornell University, Ithaca, New York 14853, USA*

⁸ *Centro Fermi - Museo Storico della Fisica e Centro Studi e Ricerche Enrico Fermi, Rome, Italy*

⁹ *INFN Sezione di Torino, Via P. Giuria 1, 10125 Torino, Italy*

¹⁰ *Institut des Hautes Etudes Scientifiques, 91440 Bures-sur-Yvette, France*

¹¹ *School of Physics and Astronomy, Cardiff University, The Parade, Cardiff CF24 3AA, UK*

¹² *Dipartimento di Scienze Matematiche Fisiche ed Informatiche, Università di Parma, I-43124 Parma, Italia*

¹³ *Istituto Nazionale di Fisica Nucleare, Sezione Milano Bicocca, gruppo collegato di Parma, I-43124 Parma, Italia*

¹⁴ *Dipartimento di Fisica Enrico Fermi, Università di Pisa, Pisa I-56127, Italy*

¹⁵ *Physik-Institut, Universität Zürich, Winterthurerstrasse 190, 8057 Zürich, Switzerland*

¹⁶ *NCSA, University of Illinois at Urbana-Champaign, 1205 W Clark St, Urbana, Illinois 61801, USA*

¹⁷ *DAMTP, Centre for Mathematical Sciences, Wilberforce Road, University of Cambridge, Cambridge, CB3 0WA, UK*

¹⁸ *Dipartimento di Fisica, Università di Torino, via P. Giuria 1, I-10125 Torino, Italy and*

¹⁹ *Van Swinderen Institute for Particle Physics and Gravity, University of Groningen, Nijenborgh 4, 9747 AG Groningen, The Netherlands*

(Dated: April 9, 2018)

The combined observation of gravitational and electromagnetic waves from the coalescence of two neutron stars marks the beginning of multi-messenger astronomy with gravitational waves (GWs). The development of accurate gravitational waveform models is a crucial prerequisite to extract information about the properties of the binary system that generated a detected GW signal. In binary neutron star systems (BNS), tidal effects also need to be incorporated in the modeling for an accurate waveform representation. Building on previous work [Phys. Rev. D96 121501], we explore the performance of inspiral-merger waveform models that are obtained by adding a numerical relativity (NR) based approximant for the tidal part of the phasing (NRTidal) to existing models for nonprecessing and precessing binary black hole systems (SEOBNRv4, PhenomD and PhenomPv2), as implemented in the LSC Algorithm Library Suite. The resulting BNS waveforms are compared and contrasted to target waveforms hybridizing NR waveforms, covering the last ~ 10 orbits up to merger and extending through the postmerger phase, with inspiral waveforms calculated from 30Hz obtained with TEOBResumS. The latter is a state-of-the-art effective-one-body waveform model that blends together tidal and spin effects. We probe that the combination of the PN-based self-spin terms and of the NRTidal description is necessary to obtain minimal mismatches ($\lesssim 0.01$) and phase differences ($\lesssim 1$ rad) with respect to the target waveforms. However, we also discuss possible improvements and drawbacks of the NRTidal approximant in its current form, since we find that it tends to overestimate the tidal interaction with respect to the TEOBResumS model during the inspiral.

I. INTRODUCTION

On August 17, 2017, the gravitational wave (GW) detector network formed by the Advanced LIGO and Virgo interferometers detected GW170817, the first GW signal consistent with the inspiral and merger of a binary neutron star (BNS) system [1]. In addition to the GW signal, astronomers observed the short gamma-ray burst

GRB 170817A [2] and the transient AT 2017gfo in the X-ray, ultraviolet, optical, infrared, and radio bands [3, 4] from the same source. This joint detection initiated a new era of multi-messenger astronomy. From this single observation it was already possible to prove that BNS mergers are central engines for short gamma-ray bursts, and that they produce heavy elements which give rise to electromagnetic counterparts known as kilonovae or

macronovae. Additionally, measurements of the speed of GWs [2] as well as of the Hubble constant were performed [5]. Finally, new constraints on the unknown equation-of-state (EOS) of cold matter at supranuclear densities were determined, e.g. [1, 6, 7]. Due to the increasing sensitivity of advanced GW detectors over the next years, multiple detections of merging BNSs are expected in the near future [8].

Extracting information about the properties of the binary system from GW detector data is crucial for the field of GW astronomy. Source properties are generally inferred via a coherent, Bayesian analysis that involves repeated cross-correlation of the measured GW strain with predicted waveforms [9]. Therefore, the computation of individual waveforms needs to be efficient and fast. Furthermore, in contrast to binary black hole (BBH) systems, which are usually detectable for the last few orbits before merger, BNS systems are visible by GW detectors for several seconds or even minutes before the merger. Consequently, computational efficiency is even more important for BNS waveform approximants than for BBH systems. On the other hand, the computed waveforms need to be an accurate representation of the binary system to allow for correct estimates of the source properties, such as the masses and spins, and, in the case of BNS systems, the internal structure of the stars.

Significant progress in modeling BNS systems was accomplished over the last few years, capturing the strong-gravity and tidally dominated regime of the late-inspiral. State-of-the-art tidal waveform models in the time domain have been developed in [10–12] and are based on the effective-one-body (EOB) description of the general-relativistic two-body problem [13, 14]. While this approach is powerful and accurately describes the waveform up to the moment of merger for a variety of binary configurations within the uncertainty of state-of-the-art numerical relativity (NR) simulations, there are BNS parameter space regions for which recent numerical simulations suggest that further improvements of the tidal EOB models are necessary [15, 16]. But, the biggest disadvantage of this approach is the high computational cost required to compute a single waveform. While applying reduced-order-modeling techniques [17] allows to overcome this issue, it also adds additional complexity. Therefore, modeling techniques complementary to EOB, e.g. [18–21], are needed, especially because Post-Newtonian (PN) approximants become increasingly inaccurate towards the merger, e.g. [22–25].

In Ref. [26], the authors propose the first closed-form tidal approximant combining PN, tidal EOB, and NR information. This waveform model was implemented in the LSC Algorithm Library (LAL) Suite [27] to support the analysis of GW170817 [1]. Specifically, a particular version of this tidal approximant was added to the point-mass dynamics described by the spin-aligned EOB model of [28] and by the phenomenological, frequency-domain approach of [29–31]. Very recently [32] also developed a tidal approximant in the frequency domain combin-

ing EOB and NR information, for a comparison between the `NRTidal` model and the model of [32] we refer the reader to Appendix E of [32].

In addition to the tidal interaction, another EOS-dependent effect that distinguishes BNSs from BBH binaries is the deformation that the star acquires due to its own rotation (self-spin or monopole-quadrupole terms), that eventually leaves an imprint on the gravitational-wave signal [33]. The outcome of the leading-order (LO) PN-based description of this effect on EOS measurements has been investigated in recent works [34, 35] and it has been incorporated, in resummed form, in the `TEOBResumS` EOB model [36] and in the `SEOBNRv4T` [11, 12] model.

The main goal of this paper is to assess the quality of the implementation of tidal effects described by the `NRTidal` model in the `LALSuite` as well as of the PN-description of EOS-dependent self-spin effects. This is done by comparing `LALSuite` BNS waveforms to hybrid waveforms obtained by matching together NR waveforms, covering the last ~ 10 orbits up to merger and extending through the postmerger phase, with inspiral waveforms (calculated from 30Hz) obtained with `TEOBResumS`. In Sec. II, we discuss the tidal phase correction which is the key element of transforming a BBH baseline model to obtain BNS waveforms, as well as the BBH baseline models we employed. We discuss the NR simulations and hybrids used for our tests in Sec. III, and validate the models in the frequency domain and the time domain in Sec. IV and in Sec. V, respectively, using either mismatches or direct phase comparisons. Finally, Sec. VI points out systematic effects that are present in the current implementation of `NRTidal` that may affect parameter estimation studies introducing biases. Our conclusions are collected in Sec. VII.

Throughout this article geometric units are used by setting $G = c = M_{\odot} = 1$.

II. IMR_NRTIDAL MODELS

A. Model description

1. Numerical relativity and effective-one-body tuned tidal phase correction

In contrast to the BBH case, waveforms describing the emission from BNS systems need to include tidal effects that incorporate the fact that each star gets tidally polarized due to the tidal field of the companion [37–40]. In the following, we include tidal effects by means of the method outlined in [26], where the tidal phase has been extracted from the tidal EOB model of [10] and high-resolution BNS NR waveforms. The procedure is outlined here; the interested reader can find a detailed discussion in Ref. [26].

We consider a binary with total mass $M = M_A + M_B$, with the convention that $M_A \geq M_B$. Defining the complex GW as $h(t) = A(t)e^{-i\phi(t)}$, the time-domain phase

$\phi(t)$ is assumed to be given by the following PN-inspired sum of individual contributions

$$\phi(\hat{\omega}) \approx \phi_{\text{pp}}(\hat{\omega}) + \phi_{\text{spin}}(\hat{\omega}) + \phi_{\text{tides}}(\hat{\omega}), \quad (1)$$

where $\hat{\omega} = M\omega = M\partial_t\phi(t)$ is the dimensionless GW frequency, $\phi_{\text{pp}}(\hat{\omega})$ denotes the nonspinning, point-particle, contribution to the overall phase, ϕ_{spin} corresponds to contributions caused by spin effects, and ϕ_{tides} corresponds to contributions caused by tidal effects. As shown in [26, 41] one finds that during the last orbits before merger, i.e., the regime accessible by NR simulations, and for dimensionless spin magnitudes up to $S_{A,B}/M_{A,B}^2 \sim 0.1$ current state-of-the-art NR simulations are not capable of revealing tides-spin coupling, which supports the specific form of Eq. (1) and the absence of a $\phi_{\text{spin} \leftrightarrow \text{tides}}$ term.

Non-spinning tidal contributions enter the phasing at the 5PN order¹. The fully known next-to-leading order (NLO) PN expression of the tidal contribution (TaylorT2 approximant) [14, 24, 44, 45] is

$$\phi_{\text{tides}} = -\kappa_{\text{eff}}^T \frac{c_{\text{Newt}} x^{5/2}}{X_A X_B} (1 + c_1 x), \quad (2)$$

with $x(\hat{\omega}) = (\hat{\omega}/2)^{2/3}$, $c_{\text{Newt}} = -13/8$ and $X_{A,B} = M_{A,B}/M$. The NLO tidal correction to the phasing, c_1 , is for the equal-mass case $c_1 = 1817/364$.

The parameter κ_{eff}^T characterized tidal effects and reads

$$\kappa_{\text{eff}}^T = \frac{2}{13} \left[\left(1 + 12 \frac{X_B}{X_A} \right) \left(\frac{X_A}{C_A} \right)^5 k_2^A + (A \leftrightarrow B) \right], \quad (3)$$

where $C_{A,B} \equiv M_{A,B}/R_{A,B}$ are the compactnesses of the stars at isolation, and $k_2^{A,B}$ the Love numbers describing the static quadrupolar deformation of one body in the gravitoelectric field of the companion [39]. The tidal parameter κ_{eff}^T is connected to $\tilde{\Lambda}$ used to characterize tidal effects in Ref. [1] via $\tilde{\Lambda} = 16/3\kappa_{\text{eff}}^T$, once one has defined the tidal polarizability parameters as $\Lambda_{A,B} = 2/3k_2^{A,B}/C_{A,B}^5$.

An effective representation of the tidal effects coming beyond the NLO Eq. (2) can be obtained using the following expression

$$\phi_{\text{tides}} = -\kappa_{\text{eff}}^T \frac{c_{\text{Newt}} x^{5/2}}{X_A X_B} P_{\phi}^{\text{NRTidal}}(\hat{\omega}), \quad (4)$$

where $P_{\phi}^{\text{NRTidal}}(\hat{\omega})$ is fitted to PN, EOB, and NR waveforms in such a way that for $\hat{\omega} \leq 0.0074$ Eq. (2) is

used to determine $P_{\phi}(\hat{\omega})$, for $\hat{\omega} \in [0.0074, 0.04]$ the tidal EOB waveforms of [10, 46, 47] are used, and, finally, Richardson-extrapolated NR data² of [26] are used for $\hat{\omega} \in [0.04, 0.17]$, cf. Fig. 1. The final expression for $P_{\phi}(\hat{\omega})$ is represented by a rational function of the form

$$P_{\phi}^{\text{NRTidal}}(\hat{\omega}) = \frac{1 + n_1 x + n_{3/2} x^{3/2} + n_2 x^2 + n_{5/2} x^{5/2} + n_3 x^3}{1 + d_1 x + d_{3/2} x^{3/2}}. \quad (5)$$

We require that Eq. (5) reproduces Eq. (2) at low frequencies which is ensured when $d_1 = (n_1 - c_1)$. The coefficients are given by $(n_1, n_{3/2}, n_2, n_{5/2}, n_3) = (-17.941, 57.983, -298.876, 964.192, -936.844)$, and $d_{3/2} = 43.446$.

The tidal phase correction in the frequency domain is computed from the time-domain approximant via stationary phase approximation [48]. The integration is performed numerically and the numerical data are represented as

$$\Psi^{\text{NRTidal}}(f) = -\kappa_{\text{eff}}^T \frac{\tilde{c}_{\text{Newt}}}{X_A X_B} x^{5/2} P_{\Psi}^{\text{NRTidal}}, \quad (6)$$

with

$$P_{\Psi}^{\text{NRTidal}} = \frac{1 + \tilde{n}_1 x + \tilde{n}_{3/2} x^{3/2} + \tilde{n}_2 x^2 + \tilde{n}_{5/2} x^{5/2}}{1 + \tilde{d}_1 x + \tilde{d}_{3/2} x^{3/2}}, \quad (7)$$

where $x = x(f)$, $\tilde{c}_{\text{Newt}} = 39/16$ and $\tilde{d}_1 = \tilde{n}_1 - 3115/1248$, while the remaining parameters are determined by fitting. They read $(\tilde{n}_1, \tilde{n}_{3/2}, \tilde{n}_2, \tilde{n}_{5/2}) = (-17.428, 31.867, -26.414, 62.362)$ and $\tilde{d}_{3/2} = 36.089$. Similarly to Eq. (5), $\tilde{d}_1 = (\tilde{n}_1 - \tilde{c}_1)$ ensures that the NLO tidal term is correctly recovered.

Equation (6) gives then the final **NRTidal** correction which can be added to any tidal-free waveform model. We will discuss all current point-mass baseline models to which the **NRTidal** correction has been added in the next subsection. A comparison between Ψ^{NRTidal} , Eq. (6), and PN tidal predictions is shown in Fig. 1. We show $\Psi_{\text{tides}}/\kappa_{\text{eff}}^T$ on a linear, semi-logarithmic, and double logarithmic scale. Additionally, we mark the intervals for which we used PN, EOB, NR datapoints to tune the **NRTidal** model. As seen in the bottom panel of Fig. 1, only the last part of the inspiral is affected by the calibration to EOB and NR waveforms.

In this respect, we want to stress that the choice of explicitly incorporating analytical NLO tidal information in the above formulas was made mainly for simplicity and to reduce the number of parameters in Eq. (5). In fact, tidal information beyond NLO are available [48], see the discussion in Sec. VIA.

¹ As mentioned in the introduction, EOS dependent phase corrections depending on the self-spin interaction, the quadrupole-monopole terms, appear already at 2PN [42] (see also Ref. [43] for the NLO contributions). As shown in Sec. IV and discussed, e.g. in [35], those effects are important for spinning BNS systems even with dimensionless spins ~ 0.1 .

² For calibration of the **NRTidal** model to NR data the configurations $\text{SLy}_{1.35|1.35}^{0.00|0.00}$, $\text{H4}_{1.37|1.37}^{0.00|0.00}$, and $\text{MS1D}_{1.35|1.35}^{0.00|0.00}$ have been used, cf. [26] for a detailed discussion.

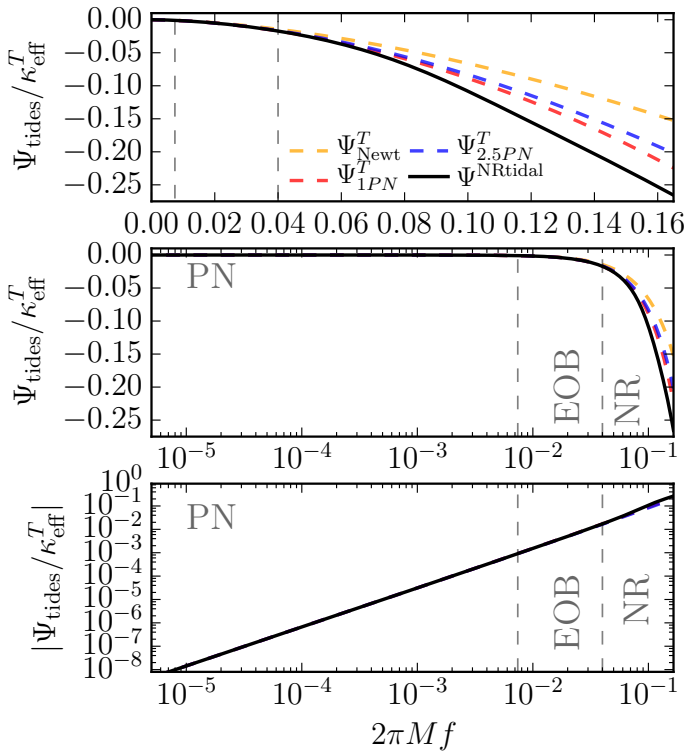


FIG. 1. Tidal phase correction for the **NRTidal** (black) and various PN models truncated at the corresponding PN orders from Eq. (20). From top to bottom, the phase correction is shown on a linear, on a semi-logarithmic, and on a double logarithmic scale, respectively. The vertical, dashed lines mark regions in which we calibrate the **NRTidal** model to PN, EOB, and NR waveforms.

2. Point-particle baseline models

Models for the GW signal from BBH systems are under active development for use in the analysis of Advanced LIGO-Virgo data. Typically, the complex GW strain h is decomposed into a spin-weight -2 spherical harmonic basis, i.e.,

$$h(t; \theta, \phi) = \sum_{\ell \geq 2} \sum_{m=-\ell}^{\ell} h_{\ell, m}(t) Y_{\ell, m}^{-2}(\theta, \phi), \quad (8)$$

where for comparable mass, non-precessing systems the $\ell = |m| = 2$ multipoles are dominant.

Two of the models used in the analysis of Advanced LIGO-Virgo data are the EOB model **SEOBNRv4** [28] and the phenomenological model **PhenomD** [29, 30]. These are aligned-spin models for the $\ell = |m| = 2$ multipoles that use PN/EOB to describe the early inspiral and then calibrate model coefficients to NR waveforms to predict the late-inspiral, merger and ringdown.

The agreement between these aligned-spin BBH models was quantified in [28]. With increasing mass ratio and for positively aligned spins with a magnitude above ~ 0.5 , their agreement drops and their mismatch exceeds

3%. However, the two BBH models agree in large regions of the BNS parameter space, and we therefore expect negligible differences between the models when we compare them against the set of NR waveforms we use in this study.

Contrary to the aligned-spin waveform models, **PhenomPv2** includes precession effects. It is built upon the assumption that the spin-orbit coupling can be approximately separated into components parallel and perpendicular to the instantaneous orbital angular momentum, with the former influencing the rate of inspiral and the latter driving the precessional motion [49–54].

B. LALSuite implementation

1. Addition of tidal phase

The simplicity of the tidal correction given via Eq. (6) allows us to add Ψ^{NRTidal} to any frequency domain waveform model which accurately represents the point-particle or BBH coalescence. We construct tidal models of the **SEOBNRv4** and **PhenomD** models called **SEOBNRv4_ROM_NRTidal** and **PhenomD_NRTidal**, respectively.

The construction permits a particularly simple implementation where we add the Ψ^{NRTidal} correction along with a suitable amplitude A^{NRTidal} to the point-particle GW polarizations obtained from the **LALSimulation** library according to the following equation

$$h^{\text{tidal}} = h^{\text{pp}} \cdot \left(A^{\text{NRTidal}} e^{-i\Psi^{\text{NRTidal}}} \right), \quad (9)$$

where A^{NRTidal} is a function that smoothly turns off the waveform shortly after the termination frequency described below.

To construct a precessing tidal waveform approximant from the **PhenomPv2** BBH baseline model, we add the tidal correction to the underlying spin-aligned **PhenomD** model on which **PhenomPv2** is built on *before* we rotate the waveform according to the angles that describe the precession dynamics [53, 54]. At leading order, the tidal effects decouple from the precessional motion and the resulting precessing waveform model should still be valid. The inspiral part of **PhenomPv2** (and **PhenomD**) is based upon the **TaylorF2** approximant. This allows us to include the NLO effect due to the spin-induced quadrupole-monopole interaction [33], which currently is only included in the **PhenomPv2_NRTidal** model³. This modifies the spin contribution to the quadrupole moment, which is a function of the EOS. Here we utilize the universal relations of [55] to relate the tidal deformability parameters $\Lambda_{1,2}$ to the spin-induced quadrupole-monopole

³ Note that this is caused by historical reasons. The NLO quadrupole-monopole term could have been added also to the other **NRTidal** waveform models

terms. These terms in the `PhenomPv2_NRTidal` waveform model occur at the NLO in the inspiral phase.

2. Termination criterion for tidal correction

The tidal phase correction in Eq. (6) only describes the inspiral part of the BNS coalescence. Therefore, an additional criterion where to stop the computation of the waveform is required. We relate this termination criterion to the merger frequency. As outlined in [56], (for moderate mass ratios) the merger frequency of BNS systems is a function of

$$\kappa_2^T = 2 \left[\frac{X_B}{X_A} \left(\frac{X_A}{C_A} \right)^5 k_2^A + \frac{X_A}{X_B} \left(\frac{X_B}{C_B} \right)^5 k_2^B \right]. \quad (10)$$

Note that in the LAL implementation κ_2^T is substituted by κ_{eff}^T for simplicity without introducing noticeable differences. Based on a large set of NR simulations, the proposed fit of [56] was extended to include high-mass ratio systems, e.g. [57, 58], and reads

$$\hat{\omega} = \hat{\omega}_0 \sqrt{\frac{X_B}{X_A} \frac{1 + n_1 \kappa_2^T + n_2 (\kappa_2^T)^2}{1 + d_1 \kappa_2^T + d_2 (\kappa_2^T)^2}}, \quad (11)$$

with $n_1 = 3.354 \times 10^{-2}$, $n_2 = 4.315 \times 10^{-5}$, $d_1 = 7.542 \times 10^{-2}$, $d_2 = 2.236 \times 10^{-4}$. The parameter $\hat{\omega}_0 = 0.3586$ in Eq. (11) is chosen such that for equal-mass cases $q = M^A/M^B = 1$ and $\kappa_2^T \rightarrow 0$ the nonspinning BBH limit is recovered [56, 59].

We use Eq. (11) to determine the end of the waveform and taper the signal using a Planck taper [60]. The taper begins at the estimated merger frequency and ends at 1.2 times the merger frequency. Because of the smooth frequency evolution even after the moment of merger [26], we do not expect to introduce non-negligible errors due to evaluating Eq. (6) after the merger frequency.

III. TARGET HYBRID WAVEFORMS

As mentioned in the introduction, to validate the various phasing models built using the prescription given by Eq. (9) we compare them against complete BNS waveforms that are constructed stitching together the analytical waveforms constructed within the EOB approach with waveforms obtained through NR simulations. In the following three paragraphs we briefly discuss: (i) the properties of the analytical `TEOBResumS` EOB model; (ii) the properties of the NR waveforms; (iii) the procedure to hybridize EOB to NR waveforms in the overlapping frequency region (\sim the last 10 orbits before merger) so as to obtain complete waveforms that cover the full frequency range, from the early, quasi-adiabatic inspiral, up to the postmerger phase.

A. TEOBResumS

The `TEOBResumS` model is an EOB waveform model that is able to generate BBH waveforms through merger and ringdown, and tidally modified waveforms up to merger. The model can deal with spin-aligned binaries and is based on several recent theoretical developments [46, 47, 62–65].

In its more recent version, the model is able to blend together, in resummed form, tidal and spin effects [36]. Notably, through a suitable modification of the concept of centrifugal radius introduced in Ref. [46], it is easily possible to incorporate the EOS dependent self-spin effects (or quadrupole-monopole terms [33]) within the EOB Hamiltonian and flux. The current version of `TEOBResumS` we are dealing here does this at LO only, while the EOB extension to NLO order, from the NLO spin-spin PN results of Ref. [43, 66], will be done elsewhere [67] (we recall in this respect that in the BBH sector NLO spin-spin interaction is already incorporated within `TEOBResumS`).

By contrast, we stress that some of the PN waveform approximants that we discuss below, notably `TaylorF2Tides` and `PhenomPv2_NRTidal`, do incorporate the NLO information. We outline the importance of this difference specifically in Sec. VIB 2. Note, however, that the resummation itself makes the behavior of the self-spin coupling different from the standard PN treatment, notably making it more attractive during the inspiral [36].

In addition, the spin-tidal sector of `TEOBResumS` differs from the BBH model recently upgraded in Ref. [64] in that the effective, next-to-next-to-next-to-leading order spin-orbit parameter c_3 that is informed by NR simulation is here neglected (i.e. $c_3 = 0$).⁴

The `TEOBResumS` model has been validated through phase comparisons with NR simulations [10]: EOB and NR waveforms are found to agree well in most regions of the BNS parameter space; slightly larger dephasing are found for models with large values of the tidal parameter (e.g., based on the MS1b EOS), suggesting that some improvements in the model are still needed. We finally recall that all EOB waveforms generated here were obtained using post-post-circular initial data consistently generalized to the spinning-tidal case [36, 68].

B. Numerical relativity waveforms

The NR simulations used for validation of the `NRTidal` waveform models have been computed with the `BAM` code, with details given in [69–72]. For all simulations,

⁴ We anyway tested that the effect of using the value of c_3 informed by BBH simulations [64] is essentially negligible for the range of spins considered here. This is meaningful as tidal interaction screens the effects of the high-PN correction yielded by c_3 .

TABLE I. BNS configurations. The name of the configuration, following the notation $\text{EOS}_{M_A|M_B}^{\chi_A|\chi_B}$, is given in the first column. The subsequent columns describe the properties of the configuration: the EOS, cf. [61], the NS' individual masses $M_{A,B}$, the stars' dimensionless spins $\chi_{A,B}$, the stars' compactnesses $C_{A,B}$, the tidal deformabilities of the stars $\Lambda_{A,B}$, the tidal deformability of the binary $\tilde{\Lambda}$, the effective dimensionless coupling constant κ_{eff}^T , and the merger frequency f_{mrg} in kHz. The last three columns give information about the NR dataset: the initial frequency of the simulation $\hat{\omega}_0$, the residual eccentricity [57], and the grid resolutions h covering the NS.

Name	EOS	M_A	M_B	χ_A	χ_B	C_A	C_B	Λ_A	Λ_B	$\tilde{\Lambda}$	κ_{eff}^T	$f_{\text{mrg}}[\text{kHz}]$	$\hat{\omega}_0$	$e[10^{-3}]$	Δx
equal mass, non-spinning															
$2\text{B}_{1.35 1.35}^{0.00 0.00}$	2B	1.3500	1.3500	0.000	0.000	0.205	0.205	127.5	127.5	127.5	23.9	2.567	0.038	7.1	0.093
$\text{SLy}_{1.38 1.38}^{0.00 0.00}$	SLy	1.3750	1.3750	0.000	0.000	0.178	0.178	347.3	347.3	347.3	65.1	1.978	0.036	14.6	0.116
$\text{SLy}_{1.35 1.35}^{0.00 0.00}$	SLy	1.3500	1.3500	0.000	0.000	0.174	0.174	392.1	392.1	392.1	73.5	2.010	0.038	0.4	0.059
$\text{H4}_{1.37 1.37}^{0.00 0.00}$	H4	1.3717	1.3717	0.000	0.000	0.149	0.149	1013.4	1013.4	1013.4	190.0	1.535	0.037	0.9	0.083
$\text{MS1b}_{1.38 1.38}^{0.00 0.00}$	MS1b	1.3750	1.3750	0.000	0.000	0.144	0.144	1389.4	1389.4	1389.4	260.5	1.416	0.035	4.0	0.116
$\text{MS1b}_{1.35 1.35}^{0.00 0.00}$	MS1b	1.3500	1.3500	0.000	0.000	0.142	0.142	1536.7	1536.7	1536.7	288.1	1.405	0.036	1.7	0.097
equal mass, spinning															
$\text{SLy}_{1.35 1.35}^{0.05 0.05}$	SLy	1.3502	1.3502	+0.052	+0.052	0.174	0.174	392.0	392.0	392.0	73.5	2.025	0.038	0.4	0.078
$\text{SLy}_{1.35 1.35}^{0.11 0.11}$	SLy	1.3506	1.3506	+0.106	+0.106	0.174	0.174	391.0	391.0	391.0	73.5	2.048	0.038	0.7	0.078
$\text{H4}_{1.37 1.37}^{0.14 0.14}$	H4	1.3726	1.3726	+0.141	+0.141	0.149	0.149	1009.1	1009.1	1009.1	189.2	1.605	0.037	0.4	0.083
$\text{MS1b}_{1.35 1.35}^{-0.10 -0.10}$	MS1b	1.3504	1.3504	-0.099	-0.099	0.142	0.142	1534.5	1534.5	1534.5	287.7	1.323	0.036	1.8	0.097
$\text{MS1b}_{1.35 1.35}^{0.10 0.10}$	MS1b	1.3504	1.3504	+0.099	+0.099	0.142	0.142	1534.5	1534.5	1534.5	287.7	1.442	0.036	1.9	0.097
$\text{MS1b}_{1.35 1.35}^{0.15 0.15}$	MS1b	1.3509	1.3509	+0.149	+0.149	0.142	0.142	1531.8	1531.8	1531.8	287.2	1.456	0.036	1.8	0.097
unequal mass, non-spinning															
$\text{SLy}_{1.53 1.22}^{0.00 0.00}$	SLy	1.5274	1.2222	0.000	0.000	0.198	0.157	167.5	732.2	365.6	68.6	1.770	0.036	8.3	0.125
$\text{SLy}_{1.65 1.10}^{0.00 0.00}$	SLy	1.6500	1.0979	0.000	0.000	0.215	0.142	93.6	1372.3	408.1	76.5	1.592	0.036	8.0	0.116
$\text{SLy}_{1.50 1.00}^{0.00 0.00}$	SLy	1.5000	1.0000	0.000	0.000	0.194	0.129	192.3	2315.0	720.0	135.0	1.504	0.031	11.9	0.125
$\text{MS1b}_{1.53 1.22}^{0.00 0.00}$	MS1b	1.5278	1.2222	0.000	0.000	0.159	0.130	779.6	2583.2	1420.4	266.3	1.301	0.035	8.3	0.125
$\text{MS1b}_{1.65 1.10}^{0.00 0.00}$	MS1b	1.6500	1.1000	0.000	0.000	0.171	0.118	505.2	4405.9	1490.1	279.4	1.170	0.035	8.0	0.116
$\text{MS1b}_{1.500 1.00}^{0.00 0.00}$	MS1b	1.5000	1.0000	0.000	0.000	0.157	0.109	866.5	7041.6	2433.5	456.3	1.113	0.030	11.9	0.125

we employ the Z4c scheme [73, 74] for the spacetime evolution and the 1+log and gamma-driver conditions [75–79] for the gauge system. Finite difference stencils are used for the spatial discretization of the spacetime and high resolution shock-capturing methods for the hydrodynamics part are applied. We summarize the configurations employed in this work in Tab. I. Overall, we use 18 different physical configurations. The setups span 4 different EOSs; in particular, 2B and MS1b were chosen as relatively extreme cases to test the performance across the EOS parameter space, because both 2B and MS1b are almost ruled out after the multi-messenger observation of GW170817 [6]. We also test mass ratios up to $q = 1.5$. While such mass ratios are possible based on binary evolution models [57, 80], no observed BNS system has such a large mass ratio [81]. Similarly, to date no NS in a BNS system has a dimensionless spin larger than ~ 0.05 , but nevertheless we consider values up to $\chi = 0.15$. Let us emphasize that while the considered configurations cover most of the BNS parameter space which we expect to detect, for parameter estimation from GW observations

waveforms in even larger regions need to be evaluated⁵. Consequently, one important goal for NR simulations of BNSs is to access unexplored regions in terms of masses, mass-ratios, and spins.

C. Hybrid construction

The procedure for hybridizing the EOB and NR waveforms is as follows. We align the EOB and NR waveforms, which employ the same binary parameters, by minimiz-

⁵ Although potentially irrelevant for real physical systems, let us point out that for some parameter combinations, e.g., large deformabilities $\Lambda \sim 5000$ or almost extremal-antialigned spin $\chi_A = \chi_B = -0.99$ unphysical features in the waveforms can be seen. Therefore, we emphasize that interpretation of results of parameter estimation pipelines in extreme (unphysical) corners of the BNS parameters space need to be taken with care and requires special attention.

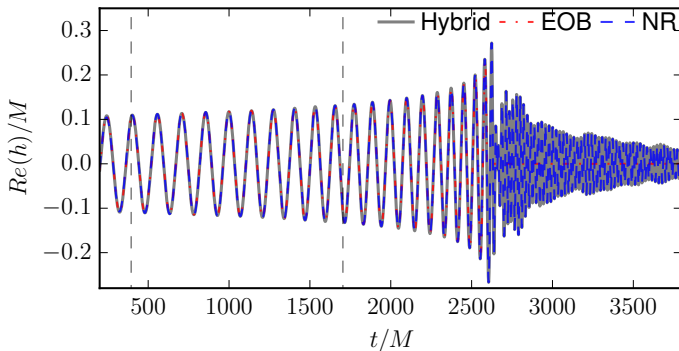


FIG. 2. Hybridization of the $\text{SLy}_{1.35|1.35}^{0.11|0.11}$ configuration with the **TEOBResumS** model. The alignment interval is marked by vertical dashed lines. The **TEOBResumS** EOB waveform is shown as a red dot-dashed curve and the NR waveform as a blue dashed curve. The final hybrid combines the long inspiral from the EOB waveform, which includes several hundred cycles (not shown in the figure), and the late inspiral, as well as the post-merger phase of the NR waveform.

ing

$$\mathcal{I}(\delta t, \delta \phi) = \int_{t_i}^{t_f} dt |\phi_{NR}(t) - \phi_{EOB}(t + \delta t) + \delta \phi|^2 \quad (12)$$

over the frequency interval $I_{\hat{\omega}} = [\hat{\omega}_i, \hat{\omega}_f] = [0.04, 0.06]$. Once the waveforms are aligned, we perform a smooth transition from the EOB data to the NR data within $I_{\hat{\omega}}$:

$$h_{\text{hyb}}(t) = \begin{cases} h_{\text{EOB}} & : \hat{\omega} \leq \hat{\omega}_i \\ h_{\text{NR}}H(t) + h_{\text{EOB}}[1 - H(t)] & : \hat{\omega}_i \leq \hat{\omega} \leq \hat{\omega}_f \\ h_{\text{NR}} & : \hat{\omega} \geq \hat{\omega}_f \end{cases} \quad (13)$$

with the Hann window function

$$H(t) := \frac{1}{2} \left[1 - \cos \left(\pi \frac{t - t_i}{t_f - t_i} \right) \right], \quad (14)$$

with t_i, t_f denoting the times corresponding to $\hat{\omega}_i, \hat{\omega}_f$, cf. [25]. In Fig. 2 we present, as an example, the hybrid construction for the $\text{SLy}_{1.35|1.35}^{0.11|0.11}$ configuration, with the alignment interval marked by vertical dashed lines.

IV. VALIDATION OF FREQUENCY DOMAIN MODEL

A. Mismatch computation

To quantify the performance of the **NRTidal** approximants, we compute the mismatch

$$\bar{F} = 1 - \max_{\phi_c, t_c} \frac{(h_1(\phi_c, t_c)|h_2)}{\sqrt{(h_1|h_1)(h_2|h_2)}}, \quad (15)$$

where ϕ_c, t_c are an arbitrary phase and time shift, between the approximants themselves and the hybrid waveforms constructed in Sec. III. The noise-weighted overlap

is defined as

$$(h_1|h_2) = 4\Re \int_{f_{\min}}^{f_{\max}} \frac{\tilde{h}_1(f)\tilde{h}_2(f)}{S_n(f)} df. \quad (16)$$

$S_n(f)$ gives the spectral density of the detector noise. We used the Advanced LIGO zero-detuning, high-power (**ZERO_DET_high_P**) noise curve of [82] for our analysis. In general, the value of \bar{F} indicates the loss in signal-to-noise ratio (squared) when the waveforms are aligned in time and phase. Template banks are usually constructed such that the maximum value of \bar{F} across the bank is 0.03. Although it is impossible to relate a mismatch directly to the bias obtained in parameter estimation, it is in general a good measure of the performance of a particular waveform approximant.

1. Variable f_{\max}

In Fig. 3 we report the mismatch between the proposed model approximants and the hybrid waveforms constructed in Sec. III. In addition to the **NRTidal** models and their underlying point-mass baselines, we also explore the performance of PN based models, in particular the **TaylorT4** and **TaylorF2** approximants (see e.g. [83–86]). To set the stage, we recall that we use 3.5PN-accurate expressions for the non-spinning part of the phase as well as for the spin-orbit terms [87]. Up to 3PN-accurate, EOS-dependent, self-spin terms [88–90], that are essential for a conceptually meaningful comparison with the **TEOBResumS**-hybrid waveforms, are included in both **TaylorF2_{Tides}** and **TaylorT4_{Tides}** approximants. For what concerns the tidal sector, while **TaylorT4_{Tides}** only incorporates the LO and NLO tidal corrections (i.e. corresponding to a 5PN and 6PN terms), in **TaylorF2** we also included the 6.5, 7 and 7.5PN tidal terms as deduced by Taylor-expanding the tidal EOB model in Ref. [48].

Results for all approximants incorporating tidal effects are shown with solid lines: **TaylorF2_{Tides}** (green), **TaylorT4_{Tides}** (orange), **SEOBNRv4_ROM_NRTidal** (red), **PhenomD_NRTidal** (blue), **PhenomPv2_NRTidal** (cyan). Results for the corresponding approximants without tidal effects are shown with dashed lines. The mismatches in Fig. 3 are computed from $f_{\min} = 30\text{Hz}$ up to a variable maximum frequency f_{\max} . We mark the merger frequency extracted from the NR simulations with a vertical, black dashed line. Let us discuss the different datasets separately.

Non-spinning, equal-mass configurations: While for small tidal deformability waveform models not including tidal effects also achieve mismatches smaller 5×10^{-3} , e.g. $2\text{B}_{1.35|1.35}^{0.00|0.00}$, this is not true for increasing tidal deformability (left to right). For stiff EOSs waveform models not including tidal effects are inaccurate and mismatches can increase more than an order of magnitude compared to **NRTidal** models, e.g. $\text{MS1b}_{1.35|1.35}^{0.00|0.00}$. Furthermore, mismatches between **TaylorF2_{Tides}** and

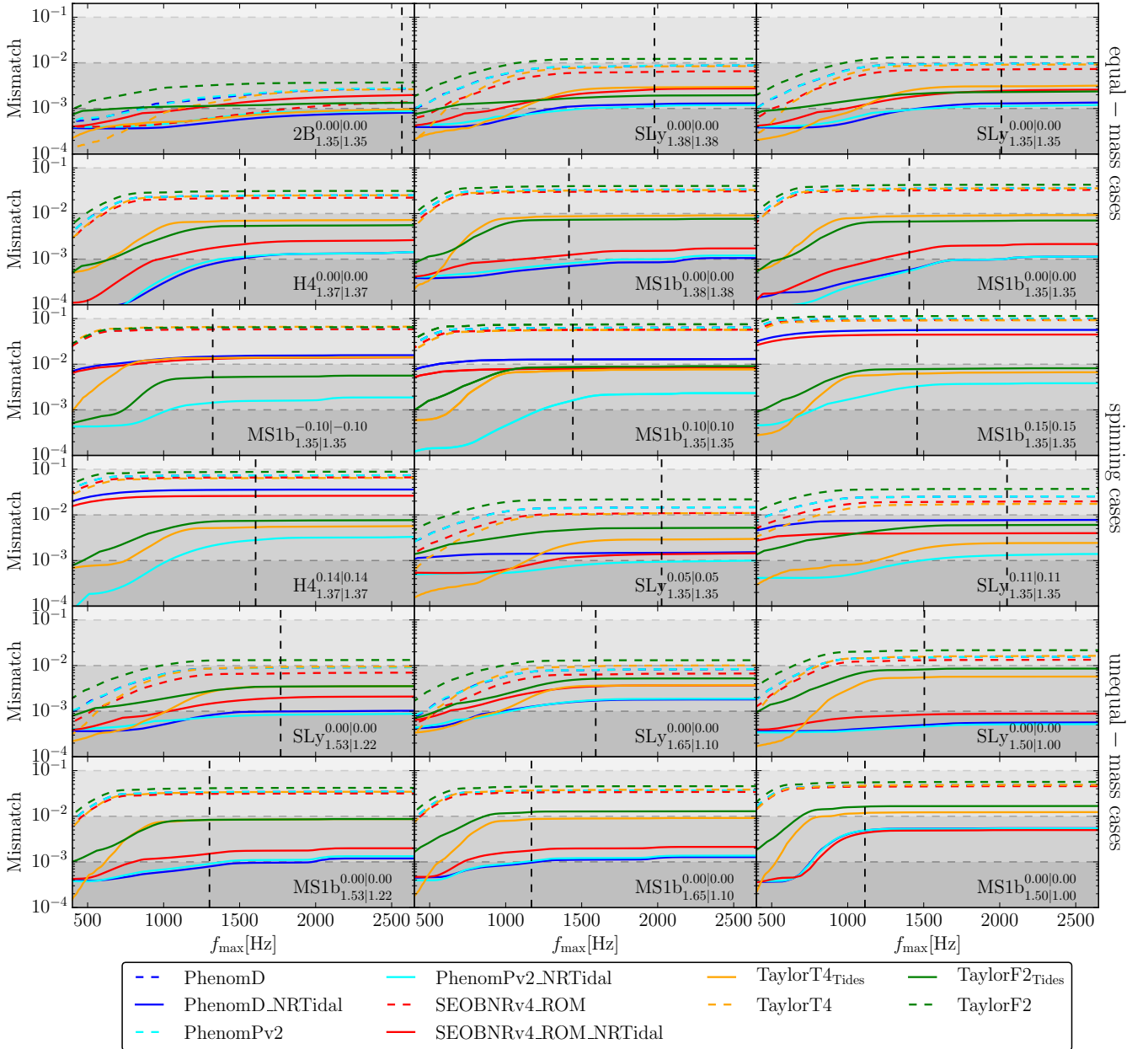


FIG. 3. Mismatches between the tidal approximants presented in this paper and the hybrid waveforms based on the configurations listed in Table I. Mismatches are computed following Eq. (15), where we set $f_{\min} = 30\text{Hz}$ and vary the maximum frequency f_{\max} . A black vertical dashed line marks the frequency corresponding to the moment of merger f_{mrg} . Note that for the analysis of GW170817 in [1], a maximum frequency of 2048Hz was employed. The naming convention of the individual panels refers to the setup described in Tab. I, namely: $\text{EOS}_{M_A|M_B}^{\chi_A|\chi_B}$. Regarding the waveform approximants, results for all models that do not include tidal effects are marked as dashed lines, while solid lines refer to waveform models including tidal effects. The color coding is as follows: $\text{TaylorF2}_{\text{Tides}}$ (green), $\text{TaylorT4}_{\text{Tides}}$ (orange), $\text{SEOBNRv4_ROM_NRTidal}$ (red), PhenomD_NRTidal (blue), PhenomPv2_NRTidal (cyan). Overall we find that the PhenomPv2_NRTidal model performs best. In particular, this model is advantageous for spinning configurations.

the hybrid waveforms increase with increasing tidal effects (large values of Λ). Validating the performance of the NRTidal models among each other, we find that PhenomD_NRTidal and PhenomPv2_NRTidal tend to approximate the hybrids slightly better than the $\text{SEOBNRv4_ROM_NRTidal}$ approximant, but differences are

small.

Spinning configurations: For spinning configurations, one finds that the value of the mismatches delivered by non-tidal models is generally unacceptably large ($\gtrsim 1\%$), and it is found to increase with the spin value (see e.g. the $\text{MS1b}_{1.35|1.35}$ or $\text{SLy}_{1.35|1.35}$ configurations

in the third and fourth row of Fig. (3)). The inclusion of EOS-dependent effects (both tidal and self-spin ones) is able to lower the mismatches to an acceptable level. Furthermore, we find that, since the various matter-dependent effects are included in `TaylorF2`_{Tides} and `TaylorT4`_{Tides}, one also obtains an acceptable agreement ($< 1\%$ during the inspiral) with the hybrid waveform. As expected, the smallest values ($\simeq 0.1\%$) are obtained when the spins are small, and the EOS is soft, e.g. `SLy`_{1.35|1.35}^{0.05|0.05}. This is not surprising since, for example for `TaylorT4`_{Tides}, it is known that the point-mass (nontidal), nonspinning baseline is just by chance, especially reliable in the equal-mass, nonspinning case (see e.g. Ref. [91, 92]), although it has the property of generically underestimating the tidal forces [93]; Furthermore, both `PhenomD`_{NRTidal} and `SEOBNRv4_ROM`_{NRTidal} exceed the 1% limit during the inspiral except for the `SLy`_{1.35|1.35} configurations where only the small-spin configuration `SLy`_{1.35|1.35}^{0.05|0.05} is around the 0.1% level. Interestingly, once the `PhenomD`_{NRTidal} model is completed by the EOS-dependent self-spin terms, as it is done in the `PhenomPv2`_{NRTidal}, the mismatches drop at, or below, the 10^{-3} level (i.e., by up to more than an order of magnitude) for all configurations considered in the two central rows of Fig. 3. This suggests that the `PhenomPv2`_{NRTidal} is very effective in representing the LO self-spin terms incorporated within the `TEOBResumS` model. Overall, our analysis shows that for sufficiently stiff EOSs, even relatively small spin magnitudes (~ 0.1) are sufficient to have an effect on mismatches between long signals starting at $f_{\min} = 30\text{Hz}$. By contrast, note that the mismatches are less affected by the self-spin effects for `SLy`_{1.35|1.35}^{0.05|0.05}.

On the basis of this analysis, we can state that `PhenomPv2`_{NRTidal} (or similarly `PhenomD`_{NRTidal} once augmented with the EOS-dependent self-spin effects) delivers the closest matches to the EOB-NR hybrid waveforms and, thus, it is preferred with respect to the other approximants currently implemented in LAL.

Unequal mass configurations: For unequal mass, nonspinning, binaries the importance of the inclusion of tidal effects is also evident. Furthermore, we see that the `TaylorF2`_{Tides} model has the largest mismatch among all tidal approximants. Likewise the equal-mass, nonspinning case mentioned above, `PhenomPv2`_{NRTidal} and `PhenomD`_{NRTidal} are essentially equivalent.

2. Variable f_{\min}

In addition to our previous investigation, we now study the effect of varying the minimum frequency f_{\min} while setting the maximum frequency f_{\max} equal to the merger frequency of the BNS configuration f_{mrg} (dashed black lines in Fig. 3). As f_{\min} increases, we will be looking at a signal with decreasing length, putting more emphasis on the late-inspiral, which is generally harder to model

since gravitational forces and tidal effects are stronger. Therefore, we expect that as f_{\min} increases, so will the mismatches. Figure 4 summarizes our results, detailed below.

Non-spinning, equal-mass configurations: In the absence of spins, we can distinguish three different regimes. (i) When tidal effects are small, cf. `2B`_{1.35|1.35}^{0.00|0.00}, even non-tidal approximants have mismatches below 10^{-2} . Nevertheless, tidal approximants have comparatively smaller mismatches. (ii) With increasing values of Λ , non-tidal models fail to approximate the hybrid waveforms, with mismatches that easily exceed the 10^{-2} threshold. (iii) For even larger values of Λ , the mismatches with the `TaylorF2`_{Tides} approximant are about an order of magnitude worse than the various `NRTidal` models, notably even exceeding the 10^{-2} level.

Spinning configurations: For spinning configurations, all non-tidal models have mismatches of the order of 10^{-2} – 10^{-1} for frequencies $f_{\min} = 200\text{Hz}$. We find that generally the `PhenomPv2`_{NRTidal} model performs best for frequencies below $f_{\min} < 100\text{Hz}$. For some setups, e.g. `MS1b`_{1.35|1.35}^{0.10|0.10}, `SLy`_{1.35|1.35}^{0.11|0.11}, the mismatches with respect to `SEOBNRv4_ROM`_{NRTidal} and `PhenomD`_{NRTidal} decrease as f_{\min} increases and have a minimum around 100–150Hz. We suggest that this effect is again caused by the EOS dependent spin-induced quadrupole term which is neglected in the LALSuite implementation of `SEOBNRv4_ROM`_{NRTidal} and `PhenomD`_{NRTidal}. Once f_{\min} is increased, the signal used for the mismatch computation becomes shorter, which in turn suppresses the error introduced by neglecting the quadrupole-monopole term. However, later in the evolution the mismatches increase again as for all other models due to inaccuracies in the description of the strong-gravity regime.

Unequal mass configurations: For unequal masses, `TaylorF2`_{Tides} produces mismatches about an order of magnitude worse than the `NRTidal` models. However, we also find that for high mass ratios and large tidal effects the `NRTidal` approximants become less accurate. In this case, e.g. `MS1b`_{1.50|1.00}^{0.00|0.00}, mismatches remain below 10^{-2} only if f_{\min} is smaller than 100Hz.

B. Dephasing

In addition to mismatches, we also use phase differences computed in the frequency-domain between the hybrid waveforms and the various waveform approximants as a way to judge the performance of the waveform models. Phase differences may provide information that is complementary to the mismatch study presented in Sec. IV A for the following reasons. First, mismatches weight waveform differences according to the assumed noise spectral density and the signal amplitudes. For BNS signals in Advanced LIGO, this means that mismatches are less sensitive to waveform disagreements in the late inspiral. However, we are interested in assessing

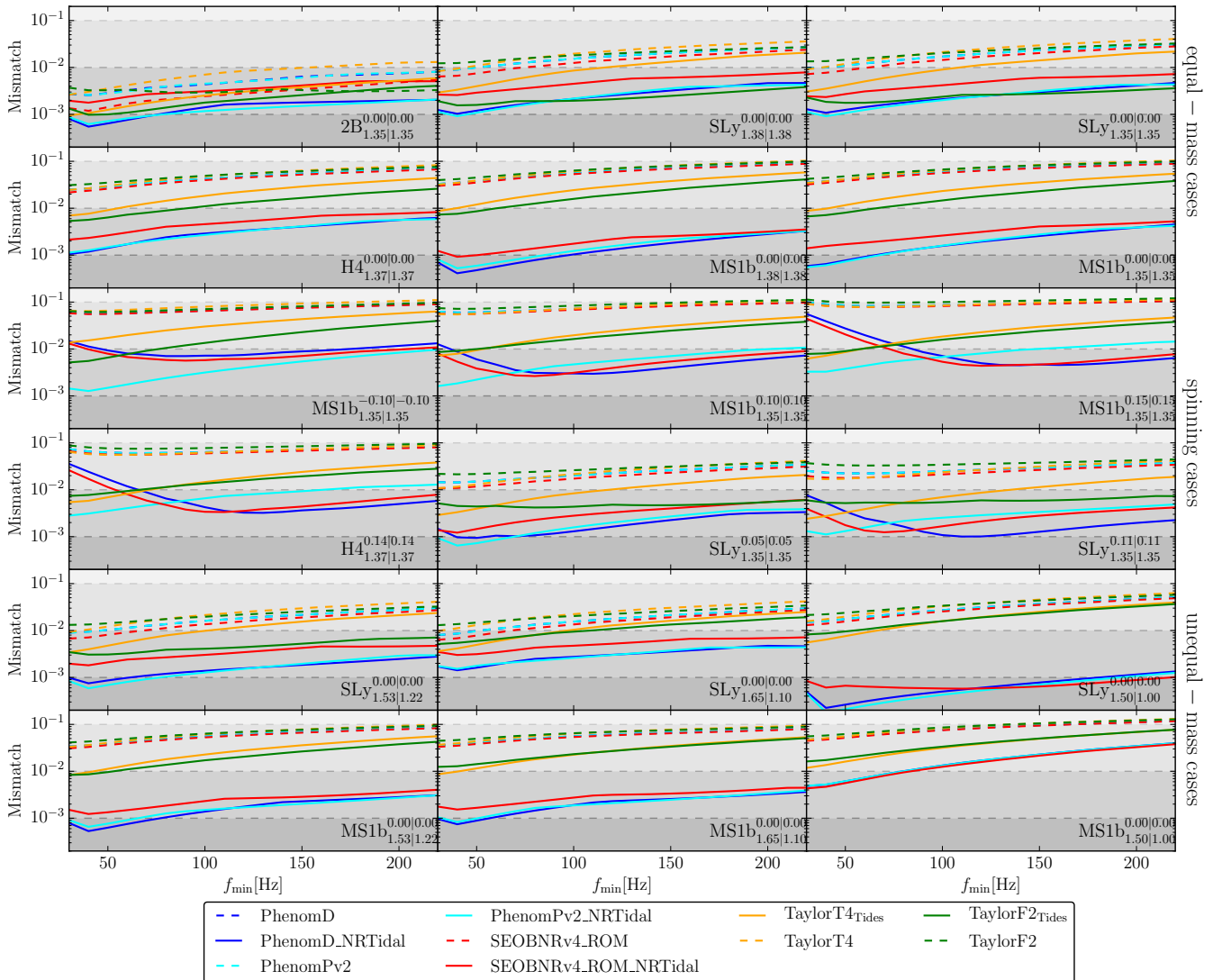


FIG. 4. Same configurations as Fig. 3, but with mismatches computed varying the minimum frequency f_{\min} in Eq. (15). The maximum frequency f_{\max} is kept fixed and equal to the merger frequency of the BNS configurations (i.e., the values of the vertical dashed lines in the panels of Fig. 3).

the quality of the models in this regime as well.

Second, the matches we calculate are optimized over a relative time and phase shift between hybrids and models that are subject to the same amplitude and noise weighting as described above. We now apply an independent time and phase alignment in the frequency domain by minimizing the average square difference between the hybrid's phase $[\Psi_1(f)]$ and the model's phase $[\Psi_2(f)]$,

$$\Delta\Psi_{L_2}^2 = \min_{t_0, \Psi_0} \int_{f_{\min}}^{f_{\max}} \frac{(\Psi_1 - \Psi_2 + 2\pi f t_0 + \Psi_0)^2}{f_{\max} - f_{\min}} df. \quad (17)$$

For the optimal values of t_0 and Ψ_0 in Eq. (17), we additionally analyze the maximal value of the phase difference, $\Delta\Psi_{\max}$ [i.e., the maximum of the square root of the numerator in Eq. (17)]. Finally, we can localize the origin of the observed dephasing in an *alignment-independent*

way by analyzing the second phase derivative (see the discussion below).

For a broadband alignment from $f_{\min} = 50$ Hz to $f_{\max} = f_{\text{mrg}}$, we find that the models augmented with NR-tuned tidal phase corrections exhibit phase differences $\Delta\Psi_{L_2} \leq 0.5$ for all hybrids except $\text{MS1b}_{1.50|1.00}^{0.00|0.00}$ for which $\Delta\Psi_{L_2} \approx 0.7$. The maximal dephasing is $\Delta\Psi_{\max} < 1.3$ for all hybrids. These values are consistently smaller than the results for the respective point-particle baseline models. In particular, without NR-tuned tidal corrections, both $\Delta\Psi_{L_2}$ and $\Delta\Psi_{\max}$ increase by a factor of 2–9 for soft EOSs and factors of 7–23 for stiff EOSs. We note that tidal PN approximants show a smaller improvement compared to their respective point-particle description, and in the case of the 2B EOS, the tidal PN models even have a larger dephasing than their

point-particle counterparts. In general, pure PN approximants perform worse or similar at best compared to the NR-tuned tidal models.

Interestingly, the broadband results discussed above do not hold universally when we align only at lower frequencies, e.g., $(f_{\min}, f_{\max}) = (50, 500)$ Hz. In this interval, `NRTidal` approximants remain superior to their point-particle counterparts. However, for spinning configurations, PN tidal approximants now perform typically better than or as well as `PhenomD_NRTidal` and `SEOBNRv4_ROM_NRTidal`. `PhenomPv2_NRTidal` consistently shows the smallest dephasing from all hybrids. As discussed for the mismatch results, we attribute this mainly to spin-dependent quadrupole terms that are included in `PhenomPv2_NRTidal` and both PN approximants, but are missing in the other two `NRTidal` approximants in the current LALSuite implementation.

As a final corroboration of our results, we now localize the origin of the dephasing between different waveform models. Doing this based on the frequency-domain phase $\Psi(f)$ is ambiguous due to the freedom of time and phase shifting each waveform. However, the second derivative of Ψ removes all degrees of freedom associated with time and phase shifts (as they manifest themselves as a linear function in the frequency domain). For signals with slowly varying amplitude, the stationary-phase approximation allows us to identify $d\Psi/df$ as proportional to the time at which each frequency is realized. Consequently,

$$\tau(f) = \frac{d^2\Psi(f)}{df^2} \quad (18)$$

may be interpreted as the time the signal spends per unit frequency in the inspiral. (The units of τ are s^2 or equivalently s/Hz .)

Figure 5 shows the relative differences in τ between frequency-domain approximants and our best-performing model, `PhenomPv2_NRTidal` for `MS1b1.35|1.350.15|0.15`. Not surprisingly, neglecting tidal effects completely leads to a visible disagreement across all frequencies we show (cf. `PhenomPv2` curve). Interestingly, below ~ 350 Hz, we see that `TaylorF2Tides` agrees better with `PhenomPv2_NRTidal` than `PhenomD_NRTidal` does. We stress again that this is due to missing, spin-dependent quadrupole terms in `PhenomD_NRTidal`. Above ~ 350 Hz, however, the improved NR-tuned tidal corrections are more important than the quadrupole terms, which leads to a rapid decline in accuracy in `TaylorF2Tides`, while `PhenomD_NRTidal` agrees better with `PhenomPv2_NRTidal` at those frequencies.

V. COMPARISON WITH TIME DOMAIN WAVEFORMS

In the following we also want to test the performance of the waveform models in the time domain. For this

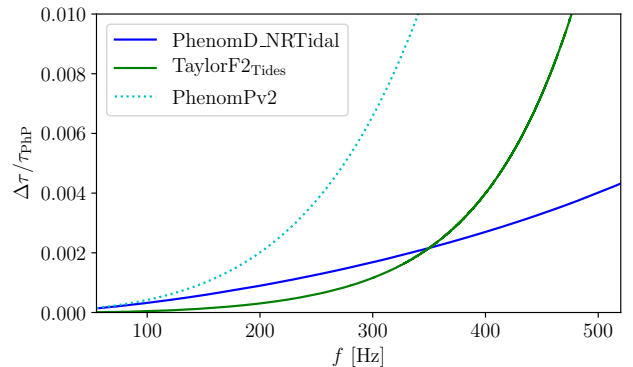


FIG. 5. Time spent by GW signals per unit frequency [see Eq. (18) and surrounding discussion], for different waveform models and shown here as relative differences to `PhenomPv2_NRTidal` for the `MS1b1.35|1.350.15|0.15` case. The crossing of `TaylorF2Tides` and `PhenomD_NRTidal` separates the frequency regimes in which either the spin-dependent quadrupole term (low frequencies) or the improved tidal corrections (high frequencies) are dominant.

purpose we compute via inverse Fourier transformation the waveform strain $h(t)$. As representative cases, we show the equal-mass non-spinning `SLy1.35|1.350.00|0.00`, the equal-mass spinning `H41.37|1.370.14|0.14`, and the non-equal mass non-spinning `MS1b1.65|1.100.00|0.00`, but similar results are obtained for other configurations. We focus on two different comparisons: (i) We align waveforms computed from different approximants with the hybrid waveform several hundred orbits before the actual merger. At this stage one could expect that all models allow a reasonable prescription of the binary dynamics and the alignment procedure is justified. (ii) We align the waveforms obtained from different waveform approximants with the hybrid waveforms about 15 orbits before the merger. At this time tidal effects influence the binary dynamics and the alignment procedure using non-tidal waveforms is purely artificial (see discussion below).

Both time-domain alignment procedures are different from the ones carried out in the frequency domain. While in the frequency domain phase difference and mismatch computations are usually computed over the entire frequency interval, in the time domain we aim at studying the accumulation of errors during the binary evolution.

As a final check we also compare the precessing `PhenomPv2_NRTidal` model with a precessing NR waveform of [94]. While this comparison is limited to the last 15 orbits before merger, it provides a first qualitative assessment of the accuracy of the `PhenomPv2_NRTidal` model for precessing systems.

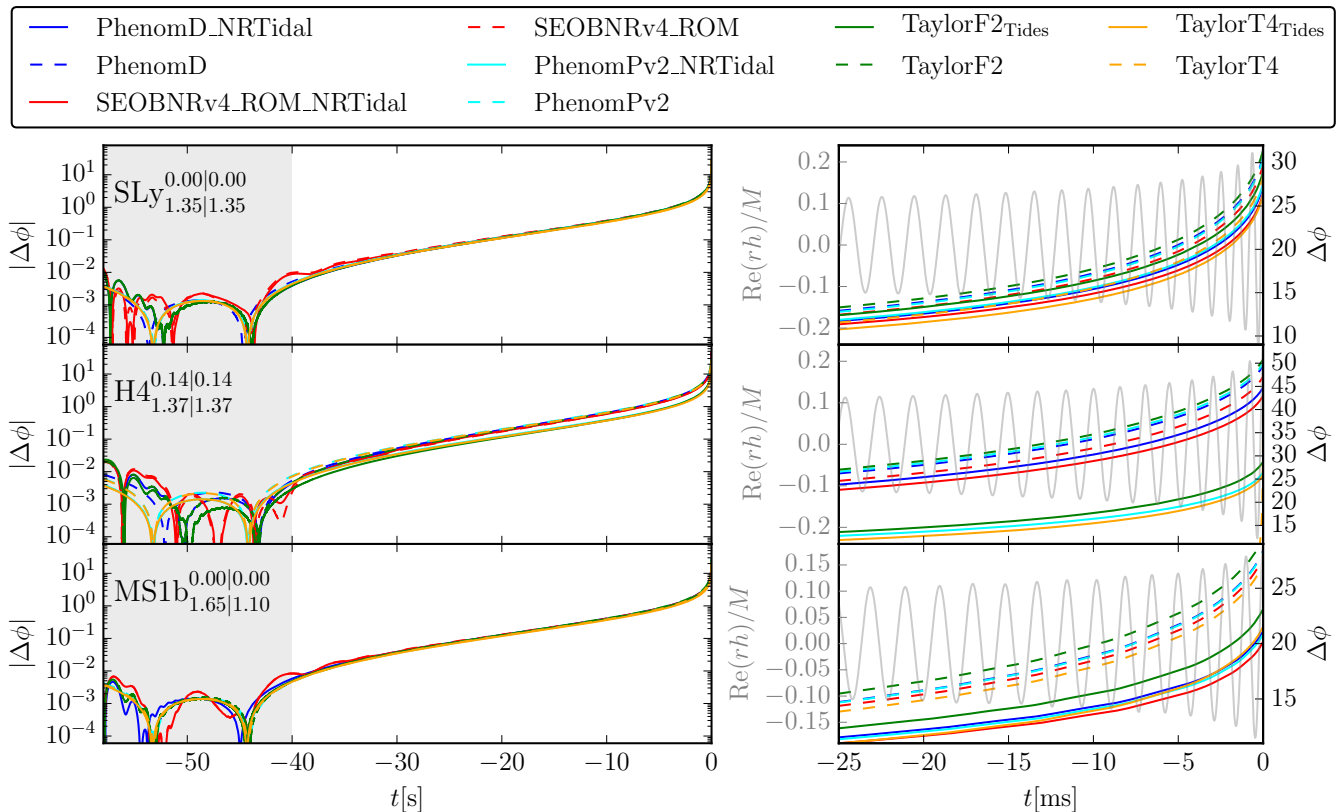


FIG. 6. Time domain dephasing $\Delta\phi$ between waveform models and hybrids for $\text{SLy}_{1.35|1.35}^{0.00|0.00}$ (top panels), $\text{H4}_{1.37|1.37}^{0.14|0.14}$ (middle panels), $\text{MS1b}_{1.65|1.10}^{0.00|0.00}$ (bottom panels). Dashed lines refer to dephasings obtained from waveform models not incorporating tidal effects, while solid lines include tidal effects (the color coding is the same as in Fig. 3). The hybrid waveforms and model waveforms are aligned according to Eq. (12) in the time interval $t \in [-58 \text{ s}, -40 \text{ s}]$ before the merger, cf. gray shaded region. The right panels show only the last 25 ms before merger, i.e., the last few gravitational wave cycles, and the real part of the hybrid waveforms is shown in gray for a better visual interpretation.

A. Waveform alignment in the early inspiral

We consider the last 58 s before the merger. During this time the NSs complete ~ 1400 orbits, where the exact number depends on the configuration details. The time-domain dephasing $\Delta\phi = \phi_{\text{hybrid}} - \phi_{\text{model}}$ is shown on a logarithmic scale in the left panels of Fig. 6 and on a linear scale focusing on the last few orbits in the right panels. We align the waveforms in the time interval $t \in [-58 \text{ s}, -40 \text{ s}]$, where $t = 0 \text{ s}$ marks the end of the inspiral of the hybrid. The color coding of the waveform approximants is identical to the previous figures. We will now discuss each individual waveform separately.

Non-spinning, equal mass ($\text{SLy}_{1.35|1.35}^{0.00|0.00}$): Over the time interval considered, the NSs perform 1388 orbits, i.e., the full signal contains 2775 GW cycles (a total of 17434 rad).

The phase differences between all models and the hybrid waveform is below 30 rad; as shown in the right, top panel of Fig. 6, most of the phase difference is accumulated during the last ~ 15 GW cycles. For all models considered the difference between tidal and non-

tidal waveforms is small: $\lesssim 1.5$ full GW cycles. While almost all waveform models incorporating tidal effects perform equally well, the $\text{TaylorF2}_{\text{Tides}}$ model has the worst performance, while $\text{SEOBNRv4_ROM_NRTidal}$ and $\text{TaylorT4}_{\text{Tides}}$ perform best.

Spinning, equal mass ($\text{H4}_{1.37|1.37}^{0.14|0.14}$): The overall phase accumulated in the total time interval is about 17272 rad, which corresponds to 1378 orbits, or a total of 2750 GW cycles before the merger of the two stars. Due to the larger effective tidal coupling constant — $\kappa_{\text{eff}}^T = 189.2$, as opposed to $\kappa_{\text{eff}}^T = 73.5$ for the $\text{SLy}_{1.35|1.35}^{0.00|0.00}$ case — we also find larger phase differences between PhenomD , SEOBNRv4_ROM and their NRTidal counterparts. However, the main phase difference caused by matter effects comes from the spin induced quadrupole moment which affects the dynamics significantly earlier than the tidal contributions modeled in PhenomD_NRTidal and $\text{SEOBNRv4_ROM_NRTidal}$. Therefore, phase differences of about 20 rad between PhenomPv2 and PhenomPv2_NRTidal are obtained. Indeed the effect of the spin induced quadrupole contribution is already visible about 30 s before the merger, cf. left, middle panel.

Consequently, for an accurate description of the entire GW signal for spinning NSs we do emphasize again the importance of incorporating the EOS dependent contributions which are coupled to the star's intrinsic rotation.

Non-spinning, unequal mass ($\text{MS1b}_{1.65|1.10}^{0.00|0.00}$): The $\text{MS1b}_{1.65|1.10}^{0.00|0.00}$ configuration accumulates 17642 rad before the moment of merger, which corresponds to 1390 orbits, i.e. 2780 GW cycles. Overall, phase differences between models that incorporate tidal effects and those that do not are of the order of 10 rad. Comparing the performance of tidal waveform models, the $\text{TaylorF2}_{\text{Tides}}$ model's performance is again the worst. The best performance is obtained by the $\text{SEOBNRv4_ROM_NRTidal}$ model, with a phase difference of about 20 rad compared to the hybrid waveform. Since this configuration contains irrotational NSs, no phase difference is visible in the early inspiral between the different approximants, see bottom left panel.

B. Waveform alignment in the strong-field regime

We also analyze the performance of the waveform approximants focusing on the last orbits before merger. For this purpose we align the waveforms in the time interval $t \in [-50 \text{ ms}, -40 \text{ ms}]$ before the merger. Most NR simulations have an inspiral shorter than 50 ms, see, e.g., [25, 94–96] for exceptions. Consequently, the following analysis is similar to assessing the quality of the waveform approximant purely based on NR simulations. Let us further emphasize that aligning different waveforms artificially in a regime in which they disagree can lead to spurious artifacts. For this purpose, we also present the dephasing over the entire region in the left panels of Fig. 7. As done previously, we discuss the three representative examples individually.

Non-spinning, equal mass ($\text{SLy}_{1.35|1.35}^{0.00|0.00}$): Once the waveforms are aligned in the late inspiral, a clear separation between waveform models that incorporate tidal effects and ones that do not takes place. All non-tidal approximants have phase differences of the order of > 6 rad at merger. The PN approximants $\text{TaylorF2}_{\text{Tides}}$ and $\text{TaylorT4}_{\text{Tides}}$ also have phase differences with respect to the hybrid of the order of ~ 5 rad; additionally, $\text{TaylorF2}_{\text{Tides}}$ stops before the actual merger. The NRTidal models achieve phase accuracies of $\lesssim 2$ rad before the merger, with $\text{SEOBNRv4_ROM_NRTidal}$ performing best. In light of the phase differences before the alignment window, we find that $\Delta\phi$ is negative and of the order of ~ 1 rad.

Spinning, equal mass ($\text{H4}_{1.37|1.37}^{0.14|0.14}$): We find that for this configuration it is not possible to align the non-tidal waveforms and the hybrid waveform in a sensible way: in other words, non-tidal waveforms cannot describe the BNS system at times about ~ 10 orbits before the merger. Furthermore, Fig. 7 (middle row) emphasizes again the importance of the

spin-induced and EOS dependent quadrupole term incorporated in the PhenomPv2_NRTidal , $\text{TaylorF2}_{\text{Tides}}$, $\text{TaylorT4}_{\text{Tides}}$ models. Overall, for this configuration the PhenomPv2_NRTidal model performs best with a phase difference of about 2 rad at merger.

Non-spinning, unequal mass ($\text{MS1b}_{1.65|1.10}^{0.00|0.00}$): As for the previous case, the non-tidal waveform models do not allow a proper alignment within the time interval $t \in [-50, -40]$ ms. This is due to the large tidal effects for this particular configuration, which are driven by an effective tidal coupling constant of $\kappa_{\text{eff}}^T = 279.4$. Additionally, we note that the performance of the $\text{TaylorT4}_{\text{Tides}}$ model is worse than the $\text{TaylorF2}_{\text{Tides}}$ model for unequal masses and that the $\text{TaylorF2}_{\text{Tides}}$ model stops a few cycles before the actual merger. The best performances are achieved by the PhenomPv2_NRTidal , PhenomD_NRTidal and $\text{SEOBNRv4_ROM_NRTidal}$ approximants, with a phase difference at merger below 2 rad.

C. Precessing Waveform Comparison

As a final check, we test the performance of PhenomPv2_NRTidal for a precessing BNS configuration. Due to the absence of a tidal EOB model including precession effects, we restrict our analysis to the last 15 orbits covered by the NR simulation of [94]. The specific configuration we investigate consists of NSs with masses $M_A = 1.3553$ and $M_B = 1.1072$, tidal deformabilities $\Lambda_A = 382.3$ and $\Lambda_B = 1308.6$, dimensionless spins $\chi_A = (-0.077, -0.077, -0.077)$ and $\chi_B = (-0.089, -0.089, -0.089)$, and SLy EOS. The NR simulation starts at a GW frequency of 392 Hz.

We present the waveform strain for an inclination of 0° in the top two panels of Fig. 8, and for an inclination of 90° in the bottom panels. We assume a distance to the system of 100 Mpc as in [94]. Overall we find phase differences for $\iota = 0^\circ$ below one radian, which is of the order of the uncertainty in the NR simulation [94]. To compare the waveforms, we vary the initial frequency for the PhenomPv2_NRTidal model and align the waveforms for $\iota = 0^\circ$ at the peak amplitude followed by an additional time shift to minimize the phase difference. The same overall time shift is then also employed for the $\iota = 90^\circ$ orientation.

Considering the amplitude difference, we do find that the PhenomPv2_NRTidal waveform has a larger amplitude close to the merger, which is caused by the missing amplitude corrections due to tidal effects in the NRTidal approach. In the bottom two panels, GW polarizations h_+ , h_\times for an inclination of $\iota = 90^\circ$ are presented. The plus-polarization shows a similar trend as for $\iota = 0$, i.e. the amplitude of PhenomPv2_NRTidal is overestimated, while the overall phasing is in good agreement. Finally, for $\iota = 90^\circ$ precession effects are clearly visible in h_\times . The precession cycle is recovered by the PhenomPv2_NRTidal waveform which verifies the assumption that tidal effects and precession effects decouple at

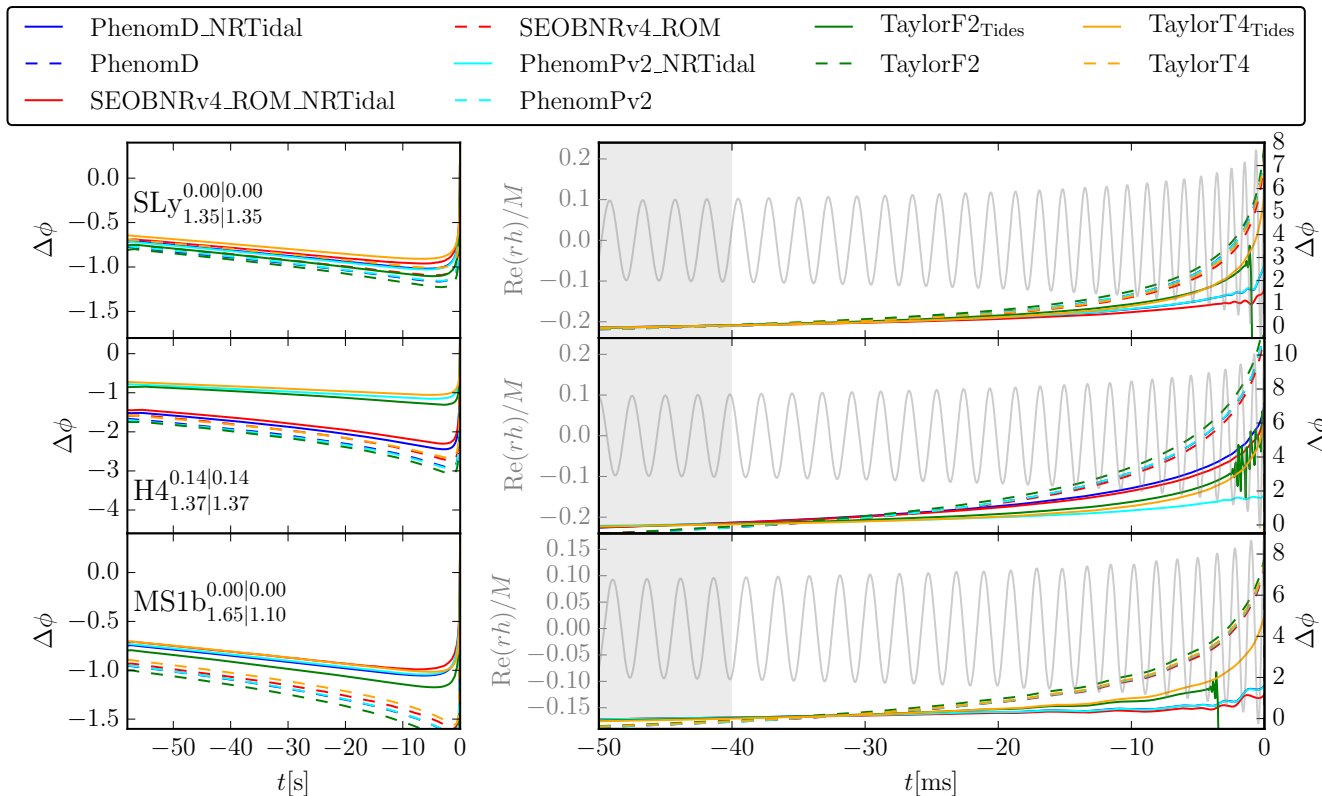


FIG. 7. Time domain dephasing $\Delta\phi$ between waveform models and hybrids for $\text{SLy}_{1.35|1.35}^{0.00|0.00}$ (top panels), $\text{H4}_{1.37|1.37}^{0.14|0.14}$ (middle panels), $\text{MS1b}_{1.65|1.10}^{0.00|0.00}$ (bottom panels), similar to Fig. 6 but this time aligned in the time interval $t \in [-50 \text{ ms}, -40 \text{ ms}]$ before merger, cf. gray shaded region.

LO. Interestingly, throughout the inspiral the amplitude seems to be underestimated by the `PhenomPv2_NRTidal` model, while the opposite happens at the moment of merger. Additionally, we also find that for all inclinations and polarizations the merger time (conventionally taken as the maximum of the amplitude) of the `PhenomPv2_NRTidal` model determined by Eq. (11) is consistent with the merger of the NR simulation.

Overall, bearing in mind the difficulties and uncertainties in the extraction of spin from the NR simulations and the short length of the (single) NR waveform, we conclude that the `PhenomPv2_NRTidal` model also seems able to deliver a consistent representation of the waveform of precessing systems up to merger.

VI. SYSTEMATICS EFFECTS IN NRTIDES AND THEIR IMPLICATIONS

A. Analytical tidal knowledge beyond next-to-leading order and its relation with NRTides

We want to stress that while the `NRTidal` approximant is constructed to reproduce the known NLO tidal knowledge, analytical knowledge beyond NLO exists [48]. The particular choice for the form of Eq. (5) and the restric-

tion to NLO was made because of simplicity and to allow a smaller number of parameters in the rational function used for fitting.

However, analytical information beyond NLO incorporated for example in state-of-the-art tidal EOB models like `TEOBResumS` have been important to achieve good agreement between EOB and NR waveforms [16]. More precisely, the analytical tidal information currently available and relevant here is: the full next-to-next-to-leading order tidal contribution to the interbody EOB interaction potential computed in [97] (i.e., formally a 7PN contribution) as well as (ii) tail terms that can be obtained, at arbitrary PN order, by expanding the resummed tail factor entering the resummed EOB waveform [48, 98] and (iii) gravitational-self-force contributions to the interaction potential obtained at high PN order and suitably resummed [99]. In particular, putting together some of the available analytic information, Ref. [48] obtained the tidal phase at global 7.5PN order that is incorporated in `TaylorF2` and that is fully known analytically except for a 7PN waveform amplitude coefficient. In this respect it was pointed out that such, yet uncalculated, 7PN tidal coefficient β_2^{22} entering the quadrupolar waveform is very likely negligible not only with respect to the other tidal ones (notably the dynamical ones), but also with respect to the corresponding 2PN point-mass coefficient. The

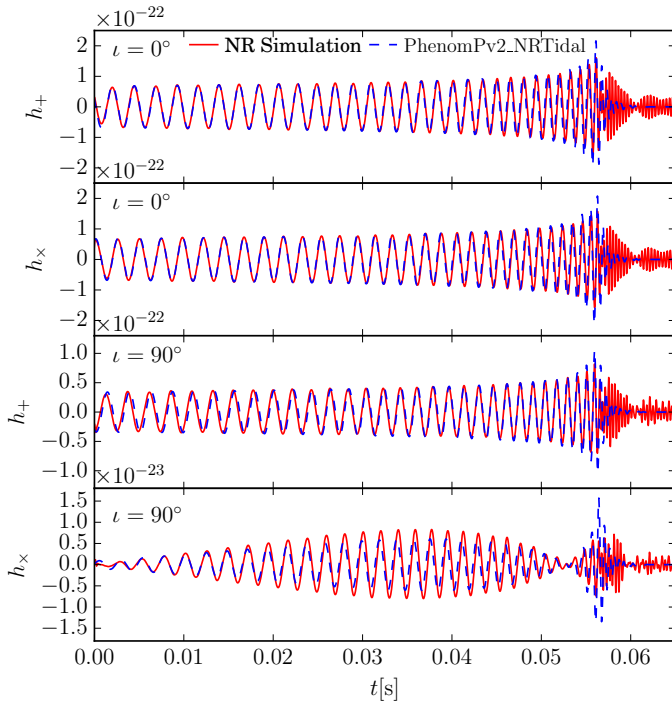


FIG. 8. GW strain for a precessing NR simulation of [94] (red, solid) for SLy EOS (see text for details) and the PhenomPv2_NRTidal model (blue, dashed). Results for zero-inclination (face on) are shown in the two top panels; results for an inclination of 90° (edge on) are shown in the bottom panels. We assume a distance to the binary of 100 Mpc.

arguments of Ref. [48] illustrate that it might be possible to improve the fitting ansätze mentioned above in Eqs. (5)-(7) by imposing not only the 6PN term, but also the 6.5PN and 7.5PN ones (that are analytically fully known) as well as the 7PN one that is currently lacking the waveform amplitude contribution β_2^{22} mentioned above⁶.

As an example that illustrates how the current fits, Eqs. (5)-(6), differ from the analytically known expression, let us expand $P_{\Psi_{2.5\text{PN}}}^{\text{NRTidal}}$ in powers of x up to 2.5PN order. One finds

$$P_{\Psi_{2.5\text{PN}}}^{\text{NRTidal}} = 1 + \frac{3115}{1248}x - 4.22x^{3/2} + 23.32x^2 - 111.84x^{5/2}, \quad (19)$$

while the analytical expression of Ref. [48], restricted to the equal-mass case, reads

$$\begin{aligned} \hat{\Psi}_{2.5\text{PN}}^{\text{T}} &= 1 + \frac{3115}{1248}x - \pi x^{3/2} + \left(\frac{28024205}{3302208} + \frac{20}{351}\beta_2^{22} \right) x^2 \\ &\quad - \frac{4283}{1092}\pi x^{5/2} \approx 1 + \frac{3115}{1248}x - \pi x^{3/2} \\ &\quad + (8.491 + 0.057\beta_2^{22})x^2 - 12.32x^{5/2}. \end{aligned} \quad (20)$$

⁶ In this respect, one has to remind that one could obtain the TaylorF2 tidal approximant expanding the EOB analytic phasing to even higher PN order.

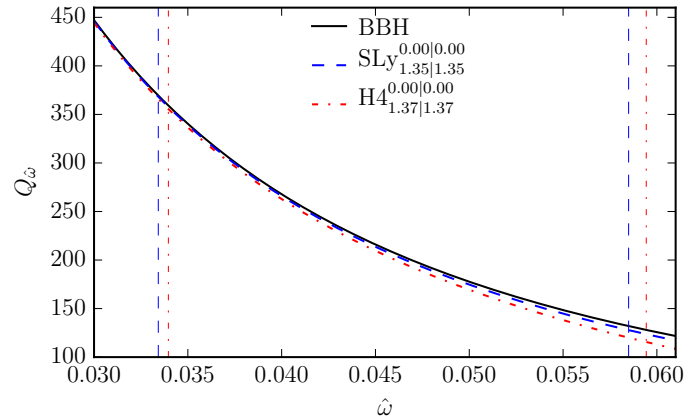


FIG. 9. Computation of the invariant characterization of the phasing of TEOBResumS, $Q_{\hat{\omega}}$, Eq. (21) for an equal-mass, non-spinning, BBH and for two of the configurations considered. The effect of tides pushes the BBH curve down. Differences that look small on this scale actually correspond to several radians accumulated in phase difference. The vertical dashed lines refer to 400 and 700Hz for the two different systems.

One sees here that the (relative) 1.5PN tidal term incorporated in NRTidal is about 30% smaller than the correct analytical one, while the 2.5PN one is even 9 times smaller. Assuming, as argued in Ref. [48], that the contribution due to the yet uncalculated waveform amplitude coefficient β_2^{22} can be neglected, the 2PN term is approximately 2.7 times larger than the corresponding analytical value. This illustrates the strong “effectiveness” of the NRTidal model already in the PN-regime, with high-order (effective) PN terms that are required to fix the imperfect value of the low PN ones. The lack of the correct low-frequency behavior beyond NLO is per se not a big concern as the approximant should always be used as a whole; still our analysis illustrates its effective nature that should be kept in mind. Consequently, although the current NRTidal approximant yields rather small mismatches, for current standards, with TEOBResumS-based hybrids, we plan to improve the NRTidal model in the near future by including beyond-NLO effects.

B. Gauge-invariant phasing analysis

1. Contributions due to tidal effects

Let us discuss, from a different perspective, how the tidal phasing yielded by the NRTidal model compares with the one of the non-hybridized TEOBResumS model. This comparison is especially interesting at low frequencies, a regime that cannot be touched by NR simulations. To be conservative, we shall investigate and discuss this comparison up to dimensionless GW frequency $\hat{\omega} = 0.06$, which is the upper limit of the frequency interval where the hybridization is done.

To do the comparison in a straightforward way, we

build on previous work [22, 93] by using the dimensionless function $Q_{\hat{\omega}}$ [84], defined as

$$Q_{\hat{\omega}} = \frac{\hat{\omega}^2}{\partial_t \hat{\omega}}. \quad (21)$$

This function has several properties that will be useful in the present context. First, its inverse can be considered as an adiabatic parameter $\epsilon_{\text{adiab}} = 1/Q_{\hat{\omega}} = \partial_t \hat{\omega} / \hat{\omega}^2$ whose magnitude controls the validity of the stationary phase approximation (SPA) that is normally used to compute the frequency-domain phasing of PN approximants during the quasi-adiabatic inspiral. Thus, the magnitude of $Q_{\hat{\omega}}$ itself tells us to which extent the SPA delivers a reliable approximation to the exact Fourier transform of the complete inspiral waveform, that also incorporates nonadiabatic effects. Let us recall [48] that, as long as the SPA holds, the phase of the Fourier transform of the time-domain quadrupolar waveform

$$\tilde{h}_{22}(f) \equiv \tilde{A}(f) e^{-i\Psi(f)} \quad (22)$$

is simply the Legendre transform of the quadrupolar time-domain phase $\phi(t)$, that is

$$\Psi_{\text{SPA}}(f) = 2\pi f t_f - \phi(t_f) - \frac{\pi}{4}, \quad (23)$$

where t_f is the solution of the equation $\hat{\omega}(t_f) = 2\pi f$. Differentiating the above equation one then finds

$$\frac{d^2 \Psi_{\text{SPA}}}{d\hat{\omega}_f^2} \hat{\omega}_f^2 = Q_{\hat{\omega}}(\hat{\omega}_f) \quad (24)$$

where now $\hat{\omega}_f = 2\pi f$ is the Fourier domain circular frequency that coincides, because of the SPA, with the time-domain frequency $\hat{\omega}(t)$. Second, the integral of $Q_{\hat{\omega}}$ per logarithmic frequency yields the phasing accumulated by the evolution on a given frequency interval $(\hat{\omega}_L, \hat{\omega}_R)$, that is

$$\Delta\phi(\hat{\omega}_L, \hat{\omega}_R) \equiv \int_{\hat{\omega}_L}^{\hat{\omega}_R} Q_{\hat{\omega}} d \log \hat{\omega}. \quad (25)$$

Additionally, since this function is free of the two ‘‘shift ambiguities’’ that affect the GW phase (either in the time or frequency domain), it is perfectly suited to compare in a simple way different waveform models [10, 22, 68, 93]. We start by computing $Q_{\hat{\omega}}$ directly from the time-domain phasing of **TEOBResumS**. We consider two, equal-mass, configurations $\text{SLy}_{1.35|1.35}^{0.00|0.00}$ and $\text{H4}_{1.37|1.37}^{0.00|0.00}$ starting at 30Hz as well as the corresponding BBH one. Though the calculation of $Q_{\hat{\omega}}$ is, per se, straightforward, since one only has to compute time-derivatives of $\phi(t)$, in practice there are subtleties that one has to take into account. First of all, any residual eccentricity related to slightly inconsistent set up of the initial data of **TEOBResumS** will show up as oscillations in the curve (with typically larger amplitudes the lower the initial frequency

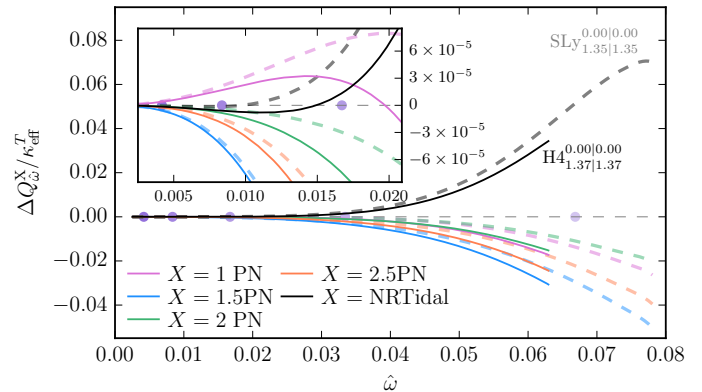


FIG. 10. Gauge-invariant description of the tidal phasing for $\text{SLy}_{1.35|1.35}^{0.00|0.00}$ (dashed lines) and $\text{H4}_{1.37|1.37}^{0.00|0.00}$ (solid lines). Shown are differences between the **TEOBResumS** model and different approximants (labeled with X) $\Delta Q_{\hat{\omega}}^X = Q_{\hat{\omega}}^{\text{TEOBResumS}} - Q_{\hat{\omega}}^X$ rescaled by κ_{eff}^T . The inset shows $\Delta Q_{\hat{\omega}}^X$ for lower frequencies. The purple markers correspond to frequencies (50, 100, 200, 400, 800) Hz for the $\text{SLy}_{1.35|1.35}^{0.00|0.00}$ case.

is) preventing one from using this diagnostics for quantitative comparisons. To avoid this, **TEOBResumS** implements post-post-circular initial data [68] that are able to deliver eccentricity-free evolutions. In addition, the time-domain oversampling of the inspiral may result in high-frequency numerical noise from the computation of numerical derivatives, that typically hides the low-frequency behavior of the curve, preventing, for instance, the meaningful computation of differences with PN approximants in the PN regime ($\simeq 10 - 30\text{Hz}$, see below). To overcome this difficulty, one has to properly down-sample and smooth the raw output of **TEOBResumS**. Figure 9 shows together the $Q_{\hat{\omega}}$ computed for the three equal-mass binaries, one for BBHs, where tidal effects are set to zero⁷, (black, solid) and two BNSs, $\text{SLy}_{1.35|1.35}^{0.00|0.00}$ (blue, dashed) and $\text{H4}_{1.37|1.37}^{0.00|0.00}$ (red, dash-dotted) up to $\hat{\omega} \simeq 0.06$. The vertical lines mark 400Hz and 700Hz for $\text{SLy}_{1.35|1.35}^{0.00|0.00}$ (blue) and $\text{H4}_{1.37|1.37}^{0.00|0.00}$ (red). The plot synthetically illustrates two things: (i) the effect of the tidal effects on phasing, that is attractive, is to push the curve down, (ii) the numerical value of the curve up to $\hat{\omega} \simeq 0.06$ is of order 100. Since then $\epsilon_{\text{adiab}} \sim 0.01$, consistently with [68], we conclude that in this regime the SPA is still a valid approximation and as such it is meaningful to compare the so-computed time-domain $Q_{\hat{\omega}}$ with the corresponding ones obtained from the frequency domain approximants. Following precisely the same reasoning of [68], we extract the tidal part of $Q_{\hat{\omega}}$ from **TEOBResumS**, to compare it directly with the corresponding ones obtained from **NRTidal**, Eq. (6), or the PN-expanded one,

⁷ This is obtained running **TEOBResumS** without next-to-quasi-circular correction to the waveform and flux [64], for consistency with the tidal part where these effects are not included at all.

Eq. (20). We computed the tidal part of the `TEOBResumS` $Q_{\tilde{\omega}}$ as

$$Q_{\tilde{\omega}}^{T_{\text{TEOBResumS}}} \equiv Q_{\tilde{\omega}} - Q_{\tilde{\omega}}^0 \quad (26)$$

where $Q_{\tilde{\omega}}^0$ indicates the point-mass curve. We present our results in terms of differences between $Q_{\tilde{\omega}}^{T_{\text{TEOBResumS}}}$ and `NRTidal`, Eq. (6) or various PN truncations of Eq. (20), i.e., we define the quantity

$$\Delta Q_{\tilde{\omega}}^X = Q_{\tilde{\omega}}^{T_{\text{TEOBResumS}}} - Q_{\tilde{\omega}}^{TX} \quad (27)$$

that is shown, rescaled by κ_{eff}^T , in Fig. 10 for `SLy`^{0.00|0.00}_{1.35|1.35} (dashed lines) and `H4`^{0.00|0.00}_{1.37|1.37} (solid lines). On the same plot, the purple markers correspond to frequencies (50,100,200,400,800) Hz for `SLy`^{0.00|0.00}_{1.35|1.35}. The plot illustrates the following facts.

- (i) In the “early” frequency range $f \lesssim 150$ Hz (see inset), for both configurations the difference between the `NRTidal` approximant and the `TEOBResumS` model is below 10^{-5} and always smaller than for the PN approximants. This keeps being small also after multiplication by $\kappa_{\text{eff}}^T \approx 10^2$, which assures that the two models just negligibly dephase up to 150 Hz. This confirms the quality of the calibration of the `NRTidal` model to `TEOBResumS`, illustrating that the fit of the high-frequency part, probably thank to having imposed the correct LO tidal behavior, did not lead to dramatic uncertainties at low frequencies. The same plot also shows that even at frequencies ~ 50 Hz, i.e., several hundred orbits before the actual merger there are noticeable differences between the tidal PN approximants and `TEOBResumS`. This emphasizes that the PN regime is not yet met there (and it in fact extends below 30 Hz) so that one should not, in principle, restrict to the use of simple PN-expanded descriptions of tidal effects. One sees in this respect that the 1PN tidal approximant overestimates the effects (i.e., the inspiral is accelerated), while all the other approximant underestimate them with respect to `TEOBResumS`.
- (ii) when moving to higher frequencies $f \gtrsim 150$ Hz, it is found that `NRTidal` yields stronger tidal effects with respect to the `TEOBResumS` baseline. Once multiplied by κ_{eff}^T , the differences shown in the figure become ~ 2 for `SLy`^{0.00|0.00}_{1.35|1.35} and order ~ 6 for `H4`^{0.00|0.00}_{1.37|1.37} at 700Hz, which implies an accumulated phase difference up to that frequency of the order of a radian. By contrast, several studies [10, 16, 22, 36] have illustrated the high degree of compatibility between state-of-the-art NR simulations and `TEOBResumS` (or analogous, EOB-based, waveform models [11, 12]) up to, and often beyond, $\tilde{\omega} = 0.06$. As a consequence when `NRTidal` is used to extract the tidal parameters from actual GW signals, one may expect to get smaller tidal

deformabilities with respect to those predicted by PN or EOB approximants in order to compensate for the aforementioned systematics in the post-LO tidal correction yielded by $P_{\Psi}^{\text{NRTidal}}$, Eq. (6). This calls for further adjustment to the `NRTidal` model in the range 150 – 800 Hz in order to increase its capability to catch tidal effects in throughout the entire inspiral.

- (iii) The third piece of information yielded by Fig. (10) is that the dashed and solid lines do not coincide. This is not surprising, and actually expected, since κ_2^T (or κ_{eff}^T) only takes into account leading-order (conservative) tidal effects, while their incorporation in a state-of-the-art EOB model is more complicated [12, 14, 45, 48, 97]. For example, the presence of $\ell = 3$ and $\ell = 4$ tidal corrections (that become more important the more deformable the star is) as well as of additional, mass-ratio-dependent, effects [14, 97] that were not incorporated in the simplified (mass-ratio independent) fit given by $P_{\Psi}^{\text{NRTidal}}$ in Eq. (6). Still, as it should, the linearity in the tidal parameter is recovered correctly in the medium-low frequency regime 30–100Hz.

2. Contributions due to the spin-induced quadrupole moment

Similarly to the discussion about the tidal contribution to the GW phasing, we also want to discuss the imprint of the quadrupole-dependent spin-spin effects as they are implemented in `PhenomPv2_NRTidal`. As mentioned above, `PhenomPv2_NRTidal`, as well as `TaylorF2_Tides`, implement EOS-dependent self-spin terms up to NLO, i.e. that include both the LO, 2PN-accurate, term [33] and as well as the 3PN-accurate term that can be deduced from Ref. [66]. By contrast, `TEOBResumS` only implements self-spin information at LO in both the Hamiltonian and the flux⁸. Since we used the `TEOBResumS` model as baseline to validate the performance of `PhenomPv2_NRTidal`, we need to check that the effect of the NLO terms present in `PhenomPv2_NRTidal` is not dramatically stronger than the LO ones over the explored parameter range. To do so, we isolate the self-spin contribution, $Q_{\tilde{\omega}}^{\text{ss}}$, to the phasing of `TEOBResumS` and compare it with the LO and NLO contributions in `PhenomPv2_NRTidal`. We follow the procedure discussed in Ref. [36], where $Q_{\tilde{\omega}}^{\text{ss}}$ is extracted by subtracting from the total $Q_{\tilde{\omega}}$ the corresponding one obtained putting the quadrupolar deformation parameters, C_Q , to zero. In

⁸ We recall that, since the EOB waveform is resummed, other terms, notably the tail ones, are effectively included in the `TEOBResumS` expression for the flux, while they are not part of the PN approximants.

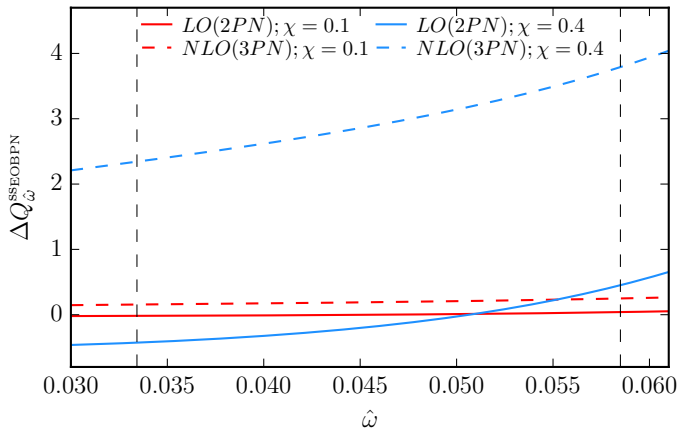


FIG. 11. Gauge-invariant description of the self-spin contribution to the phasing for an equal-mass binary with $M^A = M^B = 1.35$ employing the MS1b EOS. The spin magnitudes are $\chi^A = \chi^B = 0.1$ (red) and $\chi^A = \chi^B = 0.4$ (blue). The vertical dashed lines refer to 400 and 700Hz. The plot shows the difference $\Delta Q_{\hat{\omega}}^{\text{SS}_{\text{EOBPN}}}$ between the self-spin $Q_{\hat{\omega}}^{\text{SS}_{\text{EOB}}}$ obtained with the `TEOBResumS` model and the corresponding PN-expanded expressions at LO (2PN, solid lines [33]) or NLO (3PN, dashed lines[66]), as actually implemented in `PhenomPv2_NRTidal`. For astrophysically motivated values of the spins, 0.1, the effect of the PN NLO term is still compatible with `TEOBResumS`, that is constructed using only LO self-spin information in the Hamiltonian and in the flux. By contrast, it is not the case for larger values of the spins, so that a full assessment of the approximant in that regime calls for modification of the self-spin content of `TEOBResumS`.

order to get an upper limit to the effect, we chose an equal-mass configuration $M^A = M^B = 1.35M_{\odot}$ for the MS1b EOS, due to the large (unphysical) deformability, and we put either $\chi^A = \chi^B = 0.1$ or $\chi^A = \chi^B = 0.4$. The value of the quadrupolar parameter induced by rotation in this case is $C_{QA} = C_{QB} \simeq 8.396$. For the sake of comparison, we recall that $C_{QA} = C_{QB} = 1$ for the BH case, and $C_{QA} = C_{QB} \simeq 5.49$ for a SLy configurations with the same individual masses. Figure 11 depicts the difference $\Delta Q_{\hat{\omega}}^{\text{SS}} = Q_{\hat{\omega}}^{\text{SS}_{\text{EOB}}} - Q_{\hat{\omega}}^{\text{SS}_{\text{PN}}}$ for both the LO (solid) and NLO (dashed) PN truncations and for the two values of the spins. The two vertical lines refer to 400 and 700Hz. The figure illustrates several facts. Focusing first on the, astrophysical motivated, small spin case, one sees that both the LO and NLO truncations of the PN approximants are essentially consistent with `TEOBResumS`. More precisely, the EOB – PN phase difference accumulated between 20 Hz ($\hat{\omega} \simeq 0.00251$, not represented in the figure) and $\hat{\omega} = 0.06$ is $\Delta\phi_{\text{LO}}^{\text{SS}} = -0.063$ in the LO case and $\Delta\phi_{\text{NLO}}^{\text{SS}} = +0.348$ in the NLO case. At a more detailed level [36], one finds that the NLO term used in the `PhenomPv2_NRTidal` model overall increases the effect of the self-spin contribution such that it is globally stronger, and thus more attractive, than `TEOBResumS`. When the spin is as large as 0.4, one finds the same qualitative behavior, but the accumulated dephasings become unacceptably large, with $\Delta\phi_{\text{LO}}^{\text{SS}} = -1.29$ and $\Delta\phi_{\text{NLO}}^{\text{SS}} = +5.31$.

Although we are prone to think that such accumulated phase differences are mostly due to the non-robust behavior of the NLO PN approximant, we are currently not able to prove this, as to do so would require to consistently incorporate the EOS-dependent NLO information both in the conservative and nonconservative sector of the model. On a positive side, however, one has to remember that the results of Fig. 11 refer to an EOS that has very reduced probability of exist in Nature, which seems to select softer EOS models with smaller rotation-induced quadrupole moment [1]. This suggests that the effect of the NLO terms in `PhenomPv2_NRTidal` is subdominant with respect to the LO ones and the comparisons with the `TEOBResumS` baseline should be considered reliable.

VII. SUMMARY AND FUTURE PERSPECTIVES

We described in detail the implementation of the `NRTidal` models in the LSC Algorithm Library Suite, along with detailed tests of these new waveform approximants. Our study is timely, as such approximants were already employed to estimate the properties of the source of the GW signal GW170817 and they will be employed for further analysis of the system. To validate the performance of the `NRTidal` models, we computed mismatches, frequency-domain phase differences, and time-domain phase differences between the different waveform models and target BNS waveforms constructed by hybridizing tidally improved EOB waveforms, obtained via the `TEOBResumS` model [36], with high-resolution NR simulations covering the last orbits of the inspiral up to merger. The additional new theoretical input incorporated in `TEOBResumS` is that the model blends together, in a resummed fashion, tidal and spin effects, notably including EOS-dependent self-spin effects. This special feature not only allows one to assess the performance of `NRTidal` models, but also that of the PN-based description of the self-spin effects that is present in some of the LAL approximants.

Our main observations are:

- (i) For spinning BNSs or stiff EOSs, non-tidal approximants fail to describe the evolution of the binary system. Consequently, every analysis discussing properties of BNS systems has to be based on waveform approximants incorporating tidal effects.
- (ii) For spinning systems, the inclusion of the spin-induced, and EOS-dependent 2PN term [33] (and 3PN [66]) terms in the waveform approximants proves crucial to reduce the mismatches with the `TEOBResumS`-driven inspiral waveform when the spin magnitudes are $\gtrsim 0.1$ [35].
- (iii) For configurations with large unequal masses ($q = 1.5$) and/or large tidal effects, the performance of

the `NRTidal` models is better than the performance of the PN based waveform approximants by more than an order of magnitude in terms of mismatches.

- (iv) We compared and contrasted in detail the `NRTidal` representation of the tidal interaction with the one incorporated in `TEOBResumS`. We concluded that the `NRTidal` model systematically overestimates the tidal interaction with respect to `TEOBResumS` also in the intermediate frequency 150-800 Hz where `TEOBResumS` is expected to be fully reliable. If, on the one hand, this calls for improvements in the construction of `NRTidal`, on the other hand, despite the very small mismatches found ($< 10^{-2}$ of $\sim 10^{-3}$), one should be careful about possible systematics in parameter estimation studies brought by the use of `NRTidal`. Such uncertainties should be properly assessed by means of injection studies employing full parameter estimation pipelines.
- (v) Finally, by comparing the `PhenomPv2_NRTidal` model also to a precessing NR simulation we conclude that the model looks sufficiently mature to deliver a qualitatively and semi-quantitatively consistent representation of the last orbits of precessing BNS systems.

Based on the chosen target waveform set, we find that the `PhenomPv2_NRTidal` model gives the smallest mismatches and phase differences in the frequency and time domain. It is currently the only frequency model implemented in the `LALSuite` which incorporates phase corrections based on NR and EOB tuned tidal effects, the spin induced EOS dependent quadrupole moment, and precession of the orbital angular momentum for non-aligned spins.

Although the current implementation of the `NRTidal` waveform approximant is a step towards an efficient modeling of tidal effects in BNS systems like GW170817, there are immediate tests and improvements that we want to outline here to steer future developments of the model. The three obvious checks are (i) tests of the performance of the `PhenomPv2_NRTidal` model for precessing systems for the entire inspiral, (ii) tests against different hybrid models based on other waveform models and NR simulations, and (iii) tests the effect of the waveform approximant in the context of parameter estimation studies. Considering (ii) and (iii), we remark that there are ongoing injection studies to assess systematic uncertainties of waveform approximants for parameter estimation purposes. Furthermore, the implementation of the tidal EOB model `SEOBNRv4T` [11], which includes the EOS dependent quadrupole effect, was recently completed. This will allow to construct additional hybrids using models that rely on different inspiral waveforms. However, there is currently no possibility to compare the `PhenomPv2_NRTidal` model against precessing systems throughout the entire frequency band ac-

cessible to advanced GW detectors. While the recent progress in NR allowed us to validate the performance of `PhenomPv2_NRTidal` during the last 15 orbits before merger, there is no tidal EOB model which incorporates precession effects to enable a study of the early inspiral.

Considering possible improvements of the `NRTidal` approximants, we plan in the near future to (i) incorporate analytical tidal corrections to the amplitude of the GW, (ii) include the EOS dependence of the spin-induced quadrupole momentum in the `PhenomD_NRTidal` and `SEOBNRv4_ROM_NRTidal` waveform models, and most notably, (iii) try to incorporate analytical knowledge beyond next-to-leading order tidal contributions to the `NRTidal` approximant to further improve the performance of the model throughout the entire inspiral.

ACKNOWLEDGMENTS

We want to thank Nathan Johnson-McDaniel for his participation in the LIGO review process of the `NRTidal` models, in particular for his checks of the merger frequency and comparisons to BBH systems and NR waveforms. We also thank Tanja Hinderer for her work on the review of the `PhenomPv2_NRTidal` model and Francesco Messina for carefully cross-checking the implementation of the self-spin terms in the `TaylorF2_Tides` model. We also thank Sergei Ossokine for helpful discussions about precessing compact binary systems. We thank Alessandra Buonanno, Nathan Johnson-McDaniel, and Noah Sennett for comments on the manuscript.

TD acknowledges support by the European Union's Horizon 2020 research and innovation program under grant agreement No 749145, BNSmergers. SB acknowledges support by the EU H2020 under ERC Starting Grant, no. BinGraSp-714626. CM acknowledges support by the European Union's Horizon 2020 research and innovation program under grant agreement No 753115, ACFD. KWT, AS, TD and CVDB are supported by the research programme of the Netherlands Organisation for Scientific Research (NWO). SK, FO and YS are supported by the Max Planck Society's Independent Research Group Grant. MH acknowledges support by the Swiss National Science Foundation (SNSF). FP acknowledges support by Science and Technology Facilities Council (STFC) grant ST/L000962/1 and European Research Council Consolidator Grant 647839. RD has been supported by the DFG Research Training Group 1523/2 "Quantum and Gravitational Fields".

Computations of the numerical relativity waveforms have been performed on the supercomputer SuperMUC at the LRZ (Munich) under the project number pr48pu, the compute cluster Minerva of the Max-Planck Institute for Gravitational Physics, and on the Hydra and Draco clusters of the Max Planck Computing and Data Facility.

-
- [1] B. P. Abbott *et al.* (Virgo, LIGO Scientific), *Phys. Rev. Lett.* **119**, 161101 (2017), arXiv:1710.05832 [gr-qc].
- [2] B. P. Abbott *et al.* (Virgo, Fermi-GBM, INTEGRAL, LIGO Scientific), *Astrophys. J.* **848**, L13 (2017), arXiv:1710.05834 [astro-ph.HE].
- [3] *Astrophys. J.* **848**, L12 (2017), arXiv:1710.05833 [astro-ph.HE].
- [4] D. A. Coulter, R. J. Foley, C. D. Kilpatrick, M. R. Drout, A. L. Piro, B. J. Shappee, M. R. Siebert, J. D. Simon, N. Ulloa, D. Kasen, B. F. Madore, A. Murguía-Berthier, Y.-C. Pan, J. X. Prochaska, E. Ramirez-Ruiz, A. Rest, and C. Rojas-Bravo, *Science* **358**, 1556 (2017), arXiv:1710.05452 [astro-ph.HE].
- [5] B. P. Abbott *et al.* (LIGO Scientific, VINROUGE, Las Cumbres Observatory, DLT40, Virgo, 1M2H, MASTER), *Nature* (2017), 10.1038/nature24471, arXiv:1710.05835 [astro-ph.CO].
- [6] D. Radice, A. Perego, and F. Zappa, (2017), arXiv:1711.03647 [astro-ph.HE].
- [7] A. Bauswein, O. Just, N. Stergioulas, and H.-T. Janka, (2017), arXiv:1710.06843 [astro-ph.HE].
- [8] B. P. Abbott *et al.* (Virgo, LIGO Scientific), *Astrophys. J.* **832**, L21 (2016), arXiv:1607.07456 [astro-ph.HE].
- [9] J. Veitch *et al.*, *Phys. Rev.* **D91**, 042003 (2015), arXiv:1409.7215 [gr-qc].
- [10] S. Bernuzzi, A. Nagar, T. Dietrich, and T. Damour, *Phys.Rev.Lett.* **114**, 161103 (2015), arXiv:1412.4553 [gr-qc].
- [11] T. Hinderer *et al.*, *Phys. Rev. Lett.* **116**, 181101 (2016), arXiv:1602.00599 [gr-qc].
- [12] J. Steinhoff, T. Hinderer, A. Buonanno, and A. Taracchini, *Phys. Rev.* **D94**, 104028 (2016), arXiv:1608.01907 [gr-qc].
- [13] A. Buonanno and T. Damour, *Phys. Rev.* **D59**, 084006 (1999), arXiv:gr-qc/9811091.
- [14] T. Damour and A. Nagar, *Phys. Rev.* **D81**, 084016 (2010), arXiv:0911.5041 [gr-qc].
- [15] K. Hotokezaka, K. Kyutoku, H. Okawa, and M. Shibata, *Phys. Rev.* **D91**, 064060 (2015), arXiv:1502.03457 [gr-qc].
- [16] T. Dietrich and T. Hinderer, *Phys. Rev.* **D95**, 124006 (2017), arXiv:1702.02053 [gr-qc].
- [17] B. D. Lackey, S. Bernuzzi, C. R. Galley, J. Meidam, and C. Van Den Broeck, *Phys. Rev.* **D95**, 104036 (2017), arXiv:1610.04742 [gr-qc].
- [18] B. D. Lackey, K. Kyutoku, M. Shibata, P. R. Brady, and J. L. Friedman, *Phys.Rev.* **D89**, 043009 (2014), arXiv:1303.6298 [gr-qc].
- [19] F. Pannarale, E. Berti, K. Kyutoku, and M. Shibata, *Phys. Rev.* **D88**, 084011 (2013), arXiv:1307.5111 [gr-qc].
- [20] K. Barkett *et al.*, *Phys. Rev.* **D93**, 044064 (2016), arXiv:1509.05782 [gr-qc].
- [21] J. Lange *et al.*, *Phys. Rev.* **D96**, 104041 (2017), arXiv:1705.09833 [gr-qc].
- [22] S. Bernuzzi, A. Nagar, M. Thierfelder, and B. Brügmann, *Phys.Rev.* **D86**, 044030 (2012), arXiv:1205.3403 [gr-qc].
- [23] M. Favata, *Phys.Rev.Lett.* **112**, 101101 (2014), arXiv:1310.8288 [gr-qc].
- [24] L. Wade, J. D. E. Creighton, E. Ochsner, B. D. Lackey, B. F. Farr, T. B. Littenberg, and V. Raymond, *Phys. Rev.* **D89**, 103012 (2014), arXiv:1402.5156 [gr-qc].
- [25] K. Hotokezaka, K. Kyutoku, Y.-i. Sekiguchi, and M. Shibata, *Phys. Rev.* **D93**, 064082 (2016), arXiv:1603.01286 [gr-qc].
- [26] T. Dietrich, S. Bernuzzi, and W. Tichy, *Phys. Rev. D* **96**, 121501 (2017).
- [27] <https://wiki.ligo.org/DASWG/LALSuite>.
- [28] A. Bohé, L. Shao, A. Taracchini, A. Buonanno, S. Babak, I. W. Harry, I. Hinder, S. Ossokine, M. Pürrer, V. Raymond, T. Chu, H. Fong, P. Kumar, H. P. Pfeiffer, M. Boyle, D. A. Hemberger, L. E. Kidder, G. Lovelace, M. A. Scheel, and B. Szilágyi, *Phys. Rev. D* **95**, 044028 (2017).
- [29] S. Husa, S. Khan, M. Hannam, M. Pürrer, F. Ohme, X. J. Forteza, and A. Bohé, *Phys. Rev. D* **93**, 044006 (2016).
- [30] S. Khan, S. Husa, M. Hannam, F. Ohme, M. Pürrer, X. J. Forteza, and A. Bohé, *Phys. Rev. D* **93**, 044007 (2016).
- [31] M. Hannam, P. Schmidt, A. Bohé, L. Haegel, S. Husa, F. Ohme, G. Pratten, and M. Pürrer, *Phys. Rev. Lett.* **113**, 151101 (2014).
- [32] K. Kawaguchi, K. Kiuchi, K. Kyutoku, Y. Sekiguchi, M. Shibata, and K. Taniguchi, (2018), arXiv:1802.06518 [gr-qc].
- [33] E. Poisson, *Phys. Rev. D* **57**, 5287 (1998).
- [34] M. Agathos, J. Meidam, W. Del Pozzo, T. G. F. Li, M. Tompitak, J. Veitch, S. Vitale, and C. Van Den Broeck, *Phys. Rev.* **D92**, 023012 (2015), arXiv:1503.05405 [gr-qc].
- [35] I. Harry and T. Hinderer, (2018), arXiv:1801.09972 [gr-qc].
- [36] A. Nagar, S. Bernuzzi, and W. e. a. Del Pozzo, in prep. (2018).
- [37] T. Damour, “Gravitational radiation and the motion of compact bodies, in *Gravitational Radiation*, edited by N. Deruelle and T. Piran,” (North-Holland, Amsterdam, 1983, 1983) pp. 59–144.
- [38] T. Hinderer, *Astrophys. J.* **677**, 1216 (2008), arXiv:0711.2420 [astro-ph].
- [39] T. Damour and A. Nagar, *Phys. Rev.* **D80**, 084035 (2009), arXiv:0906.0096 [gr-qc].
- [40] T. Binnington and E. Poisson, *Phys. Rev.* **D80**, 084018 (2009), arXiv:0906.1366 [gr-qc].
- [41] T. Dietrich, S. Bernuzzi, B. Brügmann, and W. Tichy (2018) arXiv:1803.07965 [gr-qc].
- [42] E. Poisson, *Phys. Rev.* **D57**, 5287 (1998), arXiv:gr-qc/9709032 [gr-qc].
- [43] M. Levi and J. Steinhoff, *JCAP* **1412**, 003 (2014), arXiv:1408.5762 [gr-qc].
- [44] J. E. Vines and E. E. Flanagan, *Phys. Rev.* **D88**, 024046 (2013), arXiv:1009.4919 [gr-qc].
- [45] J. Vines, E. E. Flanagan, and T. Hinderer, *Phys. Rev.* **D83**, 084051 (2011), arXiv:1101.1673 [gr-qc].
- [46] T. Damour and A. Nagar, *Phys.Rev.* **D90**, 044018 (2014), arXiv:1406.6913 [gr-qc].
- [47] A. Nagar, T. Damour, C. Reisswig, and D. Pollney, (2015), arXiv:1506.08457 [gr-qc].
- [48] T. Damour, A. Nagar, and L. Villain, *Phys.Rev.* **D85**, 123007 (2012), arXiv:1203.4352 [gr-qc].
- [49] L. E. Kidder, *Phys. Rev.* **D52**, 821 (1995), arXiv:gr-

- qc/9506022 [gr-qc].
- [50] T. A. Apostolatos, C. Cutler, G. J. Sussman, and K. S. Thorne, *Phys. Rev.* **D49**, 6274 (1994).
- [51] A. Buonanno, Y.-b. Chen, and M. Vallisneri, *Phys. Rev.* **D67**, 104025 (2003), [Erratum: *Phys. Rev.* **D74**, 029904 (2006)], arXiv:gr-qc/0211087 [gr-qc].
- [52] P. Schmidt, M. Hannam, S. Husa, and P. Ajith, *Phys. Rev.* **D84**, 024046 (2011), arXiv:1012.2879 [gr-qc].
- [53] P. Schmidt, M. Hannam, and S. Husa, *Phys. Rev.* **D86**, 104063 (2012), arXiv:1207.3088 [gr-qc].
- [54] P. Schmidt, F. Ohme, and M. Hannam, *Phys. Rev.* **D91**, 024043 (2015), arXiv:1408.1810 [gr-qc].
- [55] K. Yagi and N. Yunes, *Physics Reports* **681**, 1 (2017), approximate Universal Relations for Neutron Stars and Quark Stars.
- [56] S. Bernuzzi, A. Nagar, S. Balmelli, T. Dietrich, and M. Ujevic, *Phys.Rev.Lett.* **112**, 201101 (2014), arXiv:1402.6244 [gr-qc].
- [57] T. Dietrich, N. Moldenhauer, N. K. Johnson-McDaniel, S. Bernuzzi, C. M. Markakis, B. Brügmann, and W. Tichy, *Phys. Rev.* **D92**, 124007 (2015), arXiv:1507.07100 [gr-qc].
- [58] T. Dietrich, M. Ujevic, W. Tichy, S. Bernuzzi, and B. Brügmann, *Phys. Rev.* **D95**, 024029 (2017), arXiv:1607.06636 [gr-qc].
- [59] J. Healy, C. O. Lousto, and Y. Zlochower, *Phys. Rev.* **D96**, 024031 (2017), arXiv:1705.07034 [gr-qc].
- [60] D. J. A. McKechnan, C. Robinson, and B. S. Sathyaprakash, *Gravitational waves. Proceedings, 8th Edoardo Amaldi Conference, Amaldi 8, New York, USA, June 22-26, 2009*, *Class. Quant. Grav.* **27**, 084020 (2010), arXiv:1003.2939 [gr-qc].
- [61] J. S. Read, B. D. Lackey, B. J. Owen, and J. L. Friedman, *Phys. Rev.* **D79**, 124032 (2009), arXiv:0812.2163 [astro-ph].
- [62] S. Bernuzzi, A. Nagar, and A. Zenginoglu, *Phys. Rev.* **D86**, 104038 (2012), arXiv:1207.0769 [gr-qc].
- [63] E. Harms, S. Bernuzzi, A. Nagar, and A. Zenginoglu, *Class. Quant. Grav.* **31**, 245004 (2014), arXiv:1406.5983 [gr-qc].
- [64] A. Nagar, G. Riemenschneider, and G. Pratten, *Phys. Rev.* **D96**, 084045 (2017), arXiv:1703.06814 [gr-qc].
- [65] F. Messina, A. Maldarella, and A. Nagar, (2018), arXiv:1801.02366 [gr-qc].
- [66] A. Boh, G. Faye, S. Marsat, and E. K. Porter, *Class. Quant. Grav.* **32**, 195010 (2015), arXiv:1501.01529 [gr-qc].
- [67] D. Bini, T. Damour, and A. Nagar, in prep. (2018).
- [68] T. Damour, A. Nagar, and S. Bernuzzi, *Phys. Rev.* **D87**, 084035 (2013), arXiv:1212.4357 [gr-qc].
- [69] B. Brügmann, J. A. Gonzalez, M. Hannam, S. Husa, U. Sperhake, *et al.*, *Phys.Rev.* **D77**, 024027 (2008), arXiv:gr-qc/0610128 [gr-qc].
- [70] M. Thierfelder, S. Bernuzzi, and B. Brügmann, *Phys.Rev.* **D84**, 044012 (2011), arXiv:1104.4751 [gr-qc].
- [71] T. Dietrich, S. Bernuzzi, M. Ujevic, and B. Brügmann, *Phys. Rev.* **D91**, 124041 (2015), arXiv:1504.01266 [gr-qc].
- [72] S. Bernuzzi and T. Dietrich, *Phys. Rev.* **D94**, 064062 (2016), arXiv:1604.07999 [gr-qc].
- [73] S. Bernuzzi and D. Hilditch, *Phys. Rev.* **D81**, 084003 (2010), arXiv:0912.2920 [gr-qc].
- [74] D. Hilditch, S. Bernuzzi, M. Thierfelder, Z. Cao, W. Tichy, *et al.*, *Phys. Rev.* **D88**, 084057 (2013), arXiv:1212.2901 [gr-qc].
- [75] C. Bona, J. Massó, J. Stela, and E. Seidel, in *The Seventh Marcel Grossmann Meeting: On Recent Developments in Theoretical and Experimental General Relativity, Gravitation, and Relativistic Field Theories*, edited by R. T. Jantzen, G. M. Keiser, and R. Ruffini (World Scientific, Singapore, 1996).
- [76] M. Alcubierre, B. Brügmann, P. Diener, M. Koppitz, D. Pollney, *et al.*, *Phys.Rev.* **D67**, 084023 (2003), arXiv:gr-qc/0206072 [gr-qc].
- [77] J. R. van Meter, J. G. Baker, M. Koppitz, and D.-I. Choi, *Phys. Rev.* **D73**, 124011 (2006), arXiv:gr-qc/0605030.
- [78] M. Campanelli, C. O. Lousto, P. Marronetti, and Y. Zlochower, *Phys. Rev. Lett.* **96**, 111101 (2006), arXiv:gr-qc/0511048.
- [79] J. G. Baker, J. Centrella, D.-I. Choi, M. Koppitz, and J. van Meter, *Phys. Rev. Lett.* **96**, 111102 (2006), arXiv:gr-qc/0511103.
- [80] M. Dominik, K. Belczynski, C. Fryer, D. Holz, E. Berti, T. Bulik, I. Mandel, and R. O’Shaughnessy, *Astrophys. J.* **759**, 52 (2012), arXiv:1202.4901 [astro-ph.HE].
- [81] J. M. Lattimer, *Annual Review of Nuclear and Particle Science* **62**, 485 (2012), arXiv:1305.3510 [nucl-th].
- [82] “LIGO Document T0900288-v3,” Advanced LIGO anticipated sensitivity curves.
- [83] T. Damour, B. R. Iyer, and B. S. Sathyaprakash, *Phys. Rev.* **D57**, 885 (1998), arXiv:gr-qc/9708034 [gr-qc].
- [84] T. Damour, B. R. Iyer, and B. S. Sathyaprakash, *Phys. Rev.* **D62**, 084036 (2000), arXiv:gr-qc/0001023 [gr-qc].
- [85] T. Damour, B. R. Iyer, and B. S. Sathyaprakash, *Phys. Rev.* **D63**, 044023 (2001), [Erratum: *Phys. Rev.* **D72**, 029902 (2005)], arXiv:gr-qc/0010009 [gr-qc].
- [86] A. Buonanno, B. R. Iyer, E. Ochsner, Y. Pan, and B. S. Sathyaprakash, *Phys. Rev. D* **80**, 084043 (2009).
- [87] A. Boh, S. Marsat, and L. Blanchet, *Classical and Quantum Gravity* **30**, 135009 (2013).
- [88] B. Mikóczy, M. Vasúth, and L. A. Gergely, *Phys. Rev. D* **71**, 124043 (2005).
- [89] K. G. Arun, A. Buonanno, G. Faye, and E. Ochsner, *Phys. Rev. D* **79**, 104023 (2009).
- [90] A. Boh, G. Faye, S. Marsat, and E. K. Porter, *Classical and Quantum Gravity* **32**, 195010 (2015).
- [91] M. Boyle, D. A. Brown, L. E. Kidder, A. H. Mroue, H. P. Pfeiffer, M. A. Scheel, G. B. Cook, and S. A. Teukolsky, *Phys. Rev.* **D76**, 124038 (2007), arXiv:0710.0158 [gr-qc].
- [92] T. Damour and A. Nagar, *Phys. Rev.* **D77**, 024043 (2008), arXiv:0711.2628 [gr-qc].
- [93] L. Baiotti, T. Damour, B. Giacomazzo, A. Nagar, and L. Rezzolla, *Phys. Rev. Lett.* **105**, 261101 (2010), arXiv:1009.0521 [gr-qc].
- [94] T. Dietrich, S. Bernuzzi, B. Brügmann, M. Ujevic, and W. Tichy, (2017), arXiv:1712.02992 [gr-qc].
- [95] R. Haas *et al.*, *Phys. Rev.* **D93**, 124062 (2016), arXiv:1604.00782 [gr-qc].
- [96] K. Kiuchi, K. Kawaguchi, K. Kyutoku, Y. Sekiguchi, M. Shibata, and K. Taniguchi, *Phys. Rev.* **D96**, 084060 (2017), arXiv:1708.08926 [astro-ph.HE].
- [97] D. Bini, T. Damour, and G. Faye, *Phys. Rev.* **D85**, 124034 (2012), arXiv:1202.3565 [gr-qc].
- [98] T. Damour and A. Nagar, *Phys. Rev.* **D76**, 064028 (2007), arXiv:0705.2519 [gr-qc].
- [99] D. Bini and T. Damour, *Phys.Rev.* **D90**, 124037 (2014), arXiv:1409.6933 [gr-qc].