

Upgrade of the T2K near detector ND280: effect on oscillation and cross-section analysis

Mathieu Lamoureux* on behalf of the T2K collaboration

SPP, IRFU, CEA Saclay, Gif-sur-Yvette, France

E-mail: mathieu.lamoureux@cea.fr

The T2K neutrino oscillation experiment established the $\nu_\mu \rightarrow \nu_e$ appearance with only 10% of the original beam request of 7.8×10^{21} 30 GeV protons on target (POT). In view of the J-PARC program of upgrades of the beam intensity, the T2K-II proposal for 20×10^{21} POT aimed at establishing CP violation at 3σ level for a significant fraction of the possible δ_{CP} values. The Hyper-K proposal consists of a further increase by a factor 10 of the far detector mass. Facing the potential increase of statistics by two orders of magnitude, it is of great importance to undertake a vigorous program of near detector upgrade, with the aim of reducing the overall statistical and systematic uncertainties at the appropriate level of better than 4%. The design and performance of the proposed upgraded near-detector will be reported in these proceedings.

*The 19th International Workshop on Neutrinos from Accelerators-NUFACT2017
25-30 September, 2017
Uppsala University, Uppsala, Sweden*

*Speaker.

1. Introduction

T2K [1] is a long-baseline neutrino oscillation experiment in Japan. It uses a muon neutrino or antineutrino beam produced in Japan-Proton Accelerator Research Center (J-PARC) located in Tokai.

There are three main detectors placed along the beamline:

- INGRID at 280 m from the target: it is composed of an iron-scintillator sandwich whose goal is to monitor the neutrino flux and its direction [2].
- ND280 at 280 m: it contains several sub-detectors all included in the UA1 magnet (0.2 T). The main tracker volume consists of three Time Projection Chambers (TPCs) and two Fine-Grained Detectors (FGDs) in between. The FGDs are layers of scintillator bars which are used as an active target material, of around 1 ton each. There is also a π^0 detector (P0D) upstream and the whole detector is surrounded by an electromagnetic calorimeter (ECal). ND280 is used to know the neutrino flux before any oscillation and constrain flux and cross-section model parameters.
- Super-Kamiokande at 295 km: it is located 1 km deep in Kamioka mine. It is a 50 kton water Cherenkov detector (22.5 kton fiducial volume). It can distinguish between muons and electrons and the energy reconstruction is made with the lepton kinematics assuming a charged current quasi-elastic interaction.

The latter two detectors are 2.5 degrees off-axis from the neutrino beam, allowing the experiment to have a narrow band muon neutrino beam peaked at 600 MeV, which corresponds to the first oscillation maximum at Super-Kamiokande.

The T2K collaboration has already measured muon (anti-)neutrino disappearance and electron (anti-)neutrino appearance [3][4]. Recently, the experiment has also observed first hints of maximal CP violation [5].

T2K original goal was to reach a total of 7.8×10^{21} protons on target (POT) in 2021, split between neutrino and antineutrino modes. An extension of the T2K running up to 2026, to achieve 20×10^{21} protons on target, is under consideration [6], as presented fig. 1. An upgrade of the J-PARC beam is scheduled, in order to reach a projected beam power of 1.3 MW.

The primary goal of this extension (T2K-II) is to achieve $> 3\sigma$ sensitivity for CP violation in electron (anti-)neutrino appearance. Figure 2 shows the expected significance of excluding CP conservation ($\delta_{CP} = 0, \pi$) as a function of delivered POT for true $\delta_{CP} = -\pi/2$. It also clearly shows the impact of the current systematic errors on the sensitivity.

An upgrade of ND280 is then needed to be able to reduce the flux and cross-section systematic uncertainties that can be constrained by the near-detector, in particular by increasing the angular acceptance of the particles created by neutrino interactions. This will help to better understand the latter.

2. The proposed upgraded ND280 detector

Current ND280 analyses have shown that the detector has only a good acceptance for forward tracks (with respect to neutrino direction), as shown in fig. 3. The efficiency for high-angle (going

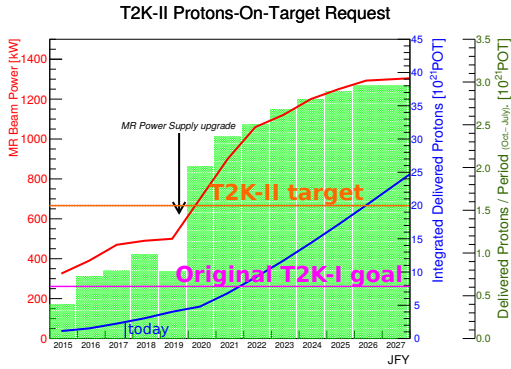


Figure 1: Expected beam power and Protons-on-Target accumulation. Plot taken from [6].

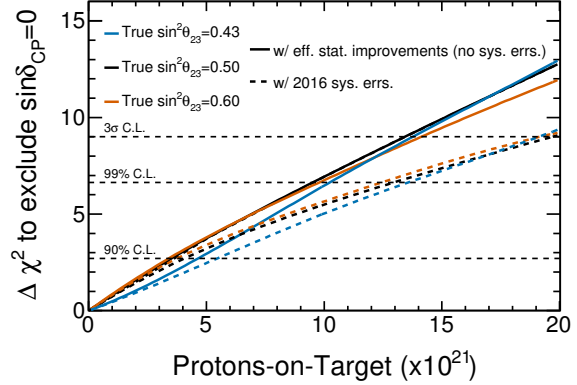


Figure 2: Sensitivity to CP violation as a function of POT for T2K Phase 2 with predicted 2016 systematic errors. The $\delta_{CP} = -\frac{\pi}{2}$ and normal mass hierarchy are assumed to be true. Plot taken from [6].

perpendicular to the beam direction) tracks is low, due to the geometry of the FGD bars (vertical tracks only cross one or two bars, which is not sufficient for reconstruction) and to the fact there are no TPCs above and below the FGD. The identification of backward tracks is limited by track sense reconstruction that requires one to measure time-of-flight of particles.

In the proposed upgraded design [7], as shown in fig. 4, a new tracker, consisting of a two-ton horizontal plastic scintillator target (about $1.8 \times 0.6 \times 2 \text{ m}^3$) sandwiched between two new horizontal TPCs, is built. This tracker would be surrounded by Time-of-Flight counters (made of plastic scintillator) to measure the direction of the tracks, reject the Out-of-Fiducial-Volume events and potentially be used for particle identification.

The total mass of active target for neutrino interactions increases from 2.2 tons (the two FGDs) to 4.3 tons (the two FGDs + the new target), allowing the doubling of the expected statistics for a given exposure.

Colors: current FGDs, current TPCs, POD, ECal, new target, new TPCs, new ToF counters

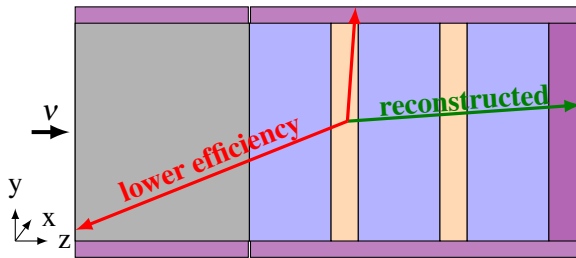


Figure 3: Current design of ND280 detector and its limitations.

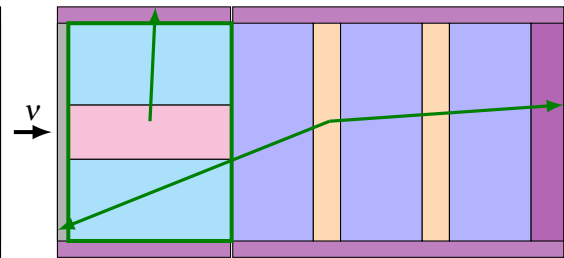


Figure 4: Proposed upgraded design of ND280 detector.

Different technologies for the new scintillating target are under consideration:

- The first option is a new type of detector called Super-FGD [8], consisting of a matrix of $1 \times 1 \times 1 \text{ cm}^3$ cubes made of extruded plastic scintillator. Each cube is crossed by three wavelength shifting (WLS) fibers along the three directions X, Y and Z, as shown in fig. 5. R&D is ongoing inside the collaboration.

In this configuration, each hit results in light in the three fibers (giving at least three times more light-yield than a classic scintillator). This provides three views (XZ, YZ, XY) to be used to reconstruct neutrino events, even with low-momentum tracks in any direction (for instance, the proton threshold is expected to reduce from 450 MeV/c in the current FGD to 300 MeV/c in the Super-FGD). This detector could also provide a better separation of electrons and converted photons than the current FGD.

- The second option consists of relying on the current FGD known technology, by building a horizontal FGD (scintillator bars in X and Z directions), in order to detect particles propagating perpendicularly to the beam, even though such a detector provides only two views and has limited forward acceptance.




Figure 5: Left: Schematic view of Super-FGD detector. Right: picture of a small prototype of the Super-FGD, taken from [8].

3. Performance

Simulations with GEANT4 [9] and GENIE [10] have been performed in order to compare the performance of the current-like detector and the proposed upgraded configuration. Figure 6 shows the selection efficiency of ν_μ charged-current (CC) interactions, as a function of muon angle. We see a large improvement for muons emitted at high-angle (perpendicular to the beam direction) in the new target, thanks to the two horizontal TPCs, and backward in the closest FGD, thanks to timing information provided by Time-of-Flight counters.

This study only considers muons reconstructed and identified in a TPC. Performance may improve further by considering muons stopping in the target (as the SuperFGD is expected to provide an acceptance in all directions that is higher than 90%).

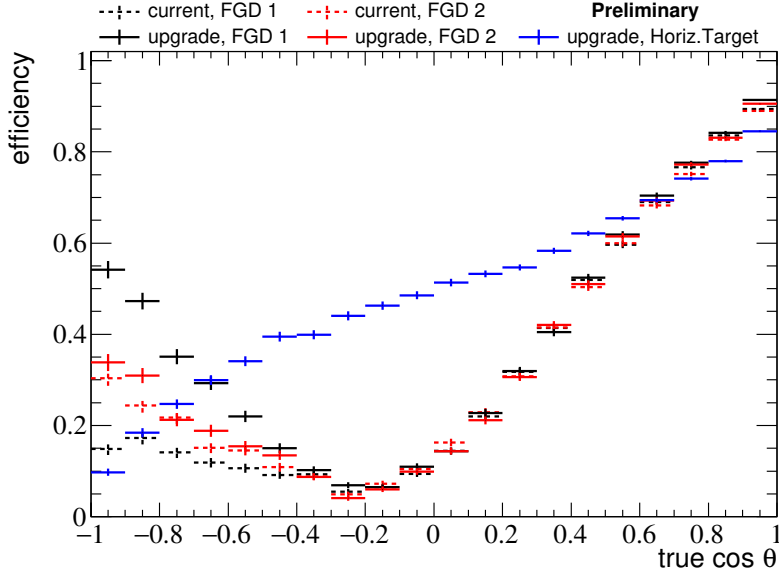


Figure 6: Selection efficiency of ν_μ CC events as a function of the muon polar angle, with muons detected in TPC. The solid lines correspond to ND280 upgrade configuration and the dashed lines correspond to current-like configuration. Plot taken from [7].

Table 1: Sensitivity to some flux and cross-section parameters of interest for the current ND280 and the upgrade configuration. Values taken from [7].

Parameter	Current-like (%)	Upgrade-like (%)
SK flux normalisation	2.9	2.1
$(0.6 < E < 0.7 \text{ GeV}) MA_{QE} (\text{GeV}/c^2)$	2.6	1.8
ν_μ 2p2h normalisation	9.5	5.9
2p2h shape on Carbon	15.6	9.4

Based on these efficiencies, sensitivity studies are done in order to assess the impact of the upgrade on oscillation and physics analyses. Table 1 presents the improvement on some of the systematic uncertainties of the neutrino oscillation measurement.

4. Conclusion

T2K plans to extend its data taking up to 2026, followed by the Hyper-K project [11] where the mass of the far detector will be increased by a factor 10. In this context, a near-detector upgrade is a necessary step in order to reduce the uncertainty on the neutrino event rate prediction at the far detector and look for the first evidence of CP violation in the leptonic sector.

An upgraded design, consisting of a new plastic scintillator detector surrounded by two horizontal TPCs, is proposed. An Expression Of Interest was submitted to CERN SPSC in January 2017 (CERN-SPSC-2017-002 and SPSC-EOI-015). The R&D is ongoing, for both the TPCs and SuperFGD, a novel scintillator detector.

First performance studies have shown that it is possible to cover better the phase space of neutrino interactions and this allows one to reduce the uncertainties on parameters used in oscillation analysis. Studies of ν_e interactions and electron-photon separation in new target are ongoing.

All these improvements, with respect to the current detector design, will help to better understand and constrain neutrino interaction models.

References

- [1] K. Abe and others, *The T2K Experiment*, *Nucl. Instrum. Meth. A* **659** 106.
- [2] K. Abe and others, *Measurements of the T2K neutrino beam properties using the INGRID on-axis near detector*, *Nucl. Instrum. Meth. A* **694** 211.
- [3] K. Abe and others, *Measurements of neutrino oscillation in appearance and disappearance channels by the T2K experiment with 6.6×10^{20} protons on target*, *Phys. Rev. D* **91** 072010.
- [4] K. Abe and others, *Measurement of muon antineutrino oscillations with an accelerator-produced off-axis beam*, *Phys. Rev. Lett.* **116** 181801.
- [5] K. Abe and others, *Measurement of neutrino and antineutrino oscillations by the T2K experiment including a new additional sample of ν_e interactions at the far detector*, arXiv:1707.01048.
- [6] K. Abe and others, *Sensitivity of the T2K accelerator-based neutrino experiment with an Extended run to 20×10^{21} POT*, arXiv:1607.08004.
- [7] A. Blondel and others, *The T2K-ND280 upgrade proposal*, CERN-SPSC-2018-001. SPSC-P-357.
- [8] D. Sgalaberna, A. Blondel and others, *A fully active fine grained detector with three readout views*, arXiv:1707.01785.
- [9] S. Agostinelli and others, [GEANT4 Collaboration], *GEANT4: A Simulation toolkit*, *Nucl. Instrum. Meth. A* **506** 250.
- [10] C. Andreopoulos and others, *The GENIE Neutrino Monte Carlo Generator: Physics and User Manual*, arXiv:1510.05494.
- [11] K. Abe and others, *Hyper-Kamiokande Design Report*, KEK Preprint 2016-21.