

Dynamically correlated minor bodies in the outer Solar system

C. de la Fuente Marcos^{*} and R. de la Fuente Marcos

Universidad Complutense de Madrid, Ciudad Universitaria, E-28040 Madrid, Spain

Accepted 2017 October 20. Received 2017 October 20; in original form 2017 September 4

ABSTRACT

The organization of the orbits of most minor bodies in the Solar system seems to follow random patterns, the result of billions of years of chaotic dynamical evolution. Much as heterogeneous orbital behaviour is ubiquitous, dynamically coherent pairs and groups of objects are also present everywhere. Although first studied among the populations of asteroids and comets that inhabit or traverse the inner Solar system, where they are very numerous, at least one asteroid family has been confirmed to exist in the outer Solar system and two other candidates have been proposed in the literature. Here, we perform a systematic search for statistically significant pairs and groups of dynamically correlated objects through those with semimajor axis greater than 25 au, applying a novel technique that uses the angular separations of orbital poles and perihelia together with the differences in time of perihelion passage to single out pairs of relevant objects. Our analysis recovers well-known, dynamically coherent pairs and groups of comets and trans-Neptunian objects and uncovers a number of new ones, prime candidates for further spectroscopic study.

Key words: methods: statistical – celestial mechanics – comets: general – Kuiper belt: general – minor planets, asteroids: general – Oort Cloud.

1 INTRODUCTION

Collisional break-ups, rotational or thermal-stress-induced splittings, tidal disruptions and binary dissociations all lead to the formation of pairs or groups of dynamically correlated minor bodies (see e.g. Benz & Asphaug 1999; Boehnhardt 2004; Sekanina & Chodas 2005, 2007; Bottke et al. 2006; Jacobson & Scheeres 2011; Schunová et al. 2014; Jacobson 2016; Vokrouhlický et al. 2017a); mean motion and secular resonances can also induce orbital coherence (see e.g. de la Fuente Marcos & de la Fuente Marcos 2016a). Groups or families were first identified in the main asteroid belt (Hirayama 1918), but they are present in other regions of the Solar system as well (Brown et al. 2007). As many as 100 000 asteroids have been found to be members of families (see e.g. Nesvorný, Brož & Carruba 2015), but dozens of comets are also organized in families (see e.g. Sekanina & Chodas 2005).

The largest asteroid families —Nysa, Vesta, Flora and Eos— may include tens of thousands of members (see e.g. Nesvorný et al. 2015), the smallest —e.g. Datura (Nesvorný, Vokrouhlický & Bottke 2006; Nesvorný & Vokrouhlický 2006; Vokrouhlický et al. 2009; Vokrouhlický et al. 2017b; Rosaev & Plávalová 2017; Henych & Holsapple 2018), Lucascavin and Emilkowalski (Nesvorný & Vokrouhlický 2006), or Haumea (Brown et al. 2007; Ragozzine & Brown 2007; Snodgrass et al. 2010; Carry et al. 2012)— may host a few tens or less. Unbound pairs of asteroids, probably of a common origin, have also been identified (Vokrouhlický & Nesvorný 2008; Pravec et al. 2010; Jacobson 2016); one

candidate pair resides in the scattered disc (Rabinowitz et al. 2011). Groups of pairs define young asteroid clusters (Pravec et al. 2018). Although there are hundreds of asteroids known to have one or more moons (see e.g. Margot et al. 2015), binary comets seem to be uncommon; there is only one confirmed example, (300163) 2006 VW₁₃₉=288P (Agarwal et al. 2017), but comets with bilobate nuclei like 8P/Tuttle (Harmon et al. 2010) or 67P/Churyumov-Gerasimenko (Massironi et al. 2015) are known to exist. Nonetheless, several pairs of comets having nearly identical orbits have been detected (see e.g. Sekanina & Kracht 2016).

The first bona fide asteroid family identified in the outer Solar system was the one associated with dwarf planet Haumea (Brown et al. 2007). Predating this discovery by a few years, a candidate collisional family was proposed by Chiang (2002). The subject of finding collisional families of trans-Neptunian objects (TNOs) has been studied by Chiang et al. (2003) and Marcus et al. (2011). Here, we perform a systematic search for statistically significant pairs and groups of dynamically correlated objects through those with semimajor axis greater than 25 au, applying a novel technique that uses the angular separations of orbital poles and perihelia together with the differences in time of perihelion passage to single out pairs of relevant objects from which groupings can eventually be uncovered. This paper is organized as follows. Section 2 reviews the cases of the comets 73P/Schwassmann-Wachmann 3 and D/1993 F2 (Shoemaker-Levy 9), and the Haumea collisional family. The distributions of relevant parameters at various distances from the Sun are explored in Section 3. Some statistically significant pairs and groups found by our approach are presented and discussed in Section 4. In Section 5, we summarize our conclusions.

^{*} E-mail: nbplanet@ucm.es

2 WHAT TO EXPECT AFTER DISRUPTION

The first step in searching for dynamically correlated minor bodies, particularly those resulting from break-ups, is to get a clear characterization of what the expectations may be. The outcome of cometary disruption is well documented through two well-studied examples, those of the comets 73P/Schwassmann-Wachmann 3 and D/1993 F2 (Shoemaker-Levy 9). For reasons that still remain unclear, comet 73P started to break apart in 1995 and dozens of fragments were observed in 2006 and 2007 (see e.g. Crovisier et al. 1996; Weaver et al. 2006; Reach et al. 2009; Hadamcik & Levasseur-Regourd 2016). Some of these fragments have been recovered in 2010–2011 (Harker et al. 2011, 2017; Sitko et al. 2011) and 2016–2017 (e.g. Kadota et al. 2017;¹ Williams 2017); it may consist of hundreds of pieces now (68 of them have orbit determinations). This fragmentation process can be described as gentle and progressive. In striking contrast, comet Shoemaker-Levy 9 experienced a sudden, violent fragmentation event triggered by strong tidal forces during a close encounter with Jupiter in 1992 July (see e.g. Sekanina, Chodas & Yeomans 1994, 1998; Asphaug & Benz 1996; Sekanina 1997). Most fragments collided with Jupiter over a period of a week (1994 July 16–22); 21 of them have orbit determinations. Quite different may have been the collisional event that led to the formation of the Haumea family (Brown et al. 2007; Schlichting & Sari 2009; Leinhardt, Marcus & Stewart 2010; Lykawka et al. 2012; Ortiz et al. 2012) perhaps more than 1 Gyr ago (Ragozzine & Brown 2007; Volk & Malhotra 2012). Fragments of recently disrupted minor bodies must have very similar values of their semimajor axis, a , eccentricity, e , inclination, i , longitude of the ascending node, Ω , argument of perihelion, ω , and time of perihelion passage, τ_q , but Ω , ω and τ_q tend to become increasingly randomized over time. In contrast, recently unbound pairs resulting from binary dissociation events might have relatively different values of a and e , but very similar values of i , Ω and ω , the difference in τ_q may initially range from weeks to centuries, but grows rapidly over time (see e.g. de León, de la Fuente Marcos & de la Fuente Marcos 2017; de la Fuente Marcos, de la Fuente Marcos & Aarseth 2017).

In this paper, we use the dynamical signatures left by the three fragmentation events mentioned before—in the form of distributions of possible values of certain parameters—to single out dynamically coherent pairs and groups of minor bodies. We focus on the values of the angular separations between the poles, α_p , and perihelia, α_q , of the orbits of the members of the pair calculated as described by e.g. de la Fuente Marcos & de la Fuente Marcos (2016b), and the differences in their times of perihelion passage, $\Delta\tau_q$. We start by computing the distributions of α_p , α_q and $\Delta\tau_q$ for the objects associated with those three fragmentation episodes, but the procedure described here is applied in other sections as well. Our calculations use the values of i , Ω , ω , and τ_q of real objects, and their respective standard deviations, σ_i , σ_Ω , σ_ω and σ_{τ_q} . The source of the data in our table and figures is Jet Propulsion Laboratory’s Solar System Dynamics Group Small-Body Database (JPL’s SSDG SBDB, Giorgini, Chodas & Yeomans 2001; Giorgini 2011, 2015),² and we restrict the analysis to objects with $\sigma_a/a < 0.05$ (data as of 2017 October 3), where σ_a is the value of the standard deviation of a . In order to produce the distributions of α_p , α_q and $\Delta\tau_q$, we generate 10^7 random pairs of virtual objects and compute for each one of them the values of α_p , α_q and $\Delta\tau_q$. The orbit of each random virtual object is calculated using the means and standard deviations

of the orbit determinations of real objects. For example, in order to compute a new random value of Ω , the expression $\Omega_r = \langle\Omega\rangle + \sigma_\Omega r_i$ is used, where Ω_r is the longitude of the ascending node of the random orbit, $\langle\Omega\rangle$ is the mean value of the longitude of the ascending node of one real object, σ_Ω is its associated standard deviation, and r_i is a (pseudo-) random number with a normal distribution in the range -1 to 1 . The same procedure is utilized for the other orbital elements. Each virtual pair has been generated using the means and standard deviations of the orbit determinations of two different real objects.

Fig. 1 shows the distributions of possible angular separations, α_p and α_q , and also of $\Delta\tau_q$ for the outcomes of the three events mentioned before. The dynamical signature associated with comet 73P (Fig. 1, left-hand panels) has been computed using 45 fragments, those with $\sigma_a/a < 0.05$. A disruption episode that is taking place over an extended period of time, two decades, leaves a signature with $\alpha_p < 1^\circ$ and $\alpha_q < 0.6^\circ$; the distribution in $\Delta\tau_q$ reflects the fact that different groups of fragments have been observed at different epochs and that these fragments have been released at various times. The distributions obtained for the 21 fragments of Shoemaker-Levy 9 (Fig. 1, central panels) are mostly consistent with those of comet 73P, $\alpha_p < 0.25^\circ$ and $\alpha_q < 0.7^\circ$, with $|\Delta\tau_q| < 10$ d. These results show that any fragments produced by a relatively recent disruption event must have low values of α_p and α_q , probably under $\sim 2^\circ$; on the other hand, the value of $|\Delta\tau_q|$ must be significantly shorter than the average orbital period of the fragments. In striking contrast, fragments from an old disruption episode may have values of α_q uniformly distributed in the interval $(0, 180)^\circ$, values of $|\Delta\tau_q|$ spanning the entire relevant orbital period of the fragments, and a wide range in the values of α_p as observed in the case of the Haumea family (Fig. 1, right-hand panels). The distributions for the Haumea family have been computed using the following TNOs (see e.g. Thirouin et al. 2016): (136108) Haumea 2003 EL₆₁, (24835) 1995 SM₅₅, (19308) 1996 TO₆₆, (86047) 1999 OY₃, (55636) 2002 TX₃₀₀, (120178) 2003 OP₃₂, 2003 SQ₃₁₇, (416400) 2003 UZ₁₁₇, (308193) 2005 CB₇₉, (145453) 2005 RR₄₃ and (386723) 2009 YE₇. The average values and standard deviations of a , e , i , Ω and ω for the Haumea collisional family (11 assumed members) are 43.2 ± 0.7 au, 0.13 ± 0.03 , 27.5 ± 1.4 , $184^\circ \pm 105^\circ$ and $197^\circ \pm 98^\circ$, i.e. the values of Ω and ω are consistent with those from a uniform distribution, $180^\circ \pm 104^\circ$. Dwarf planet Haumea also hosts two moons—Hi‘iaka (Brown et al. 2005) and Namaka (Brown et al. 2006)—and one ring (Ortiz et al. 2017). Hereinafter, our approach assumes that the values of the relevant angular separations of any pair of interest will resemble those in Fig. 1, left-hand and central panels; this assumption can only lead to uncover very recent (in astronomical terms) disruption events. The pair of values α_p and α_q is used as a proxy to assess the degree of dynamical coherence, i.e. the lower the values, the higher the level of coherence. The value of $\Delta\tau_q$ is utilized to estimate the dynamical age.

3 RELEVANT GLOBAL DISTRIBUTIONS

In order to single out statistically significant pairs of dynamically correlated objects, we have computed the distributions of α_p , α_q and $\Delta\tau_q$ at various distance ranges using the procedure described in the previous section. Fig. 2 is conceptually similar to Fig. 1, but now larger sets of mostly unrelated objects are used; minor bodies with semimajor axis in the range 25–50 au (1358 objects) are analysed in the left-hand panels, those with values in the range 50–150 au

¹ <http://www.minorplanetcenter.net/mpec/K17/K17C79.html>

² <https://ssd.jpl.nasa.gov/sbdb.cgi>

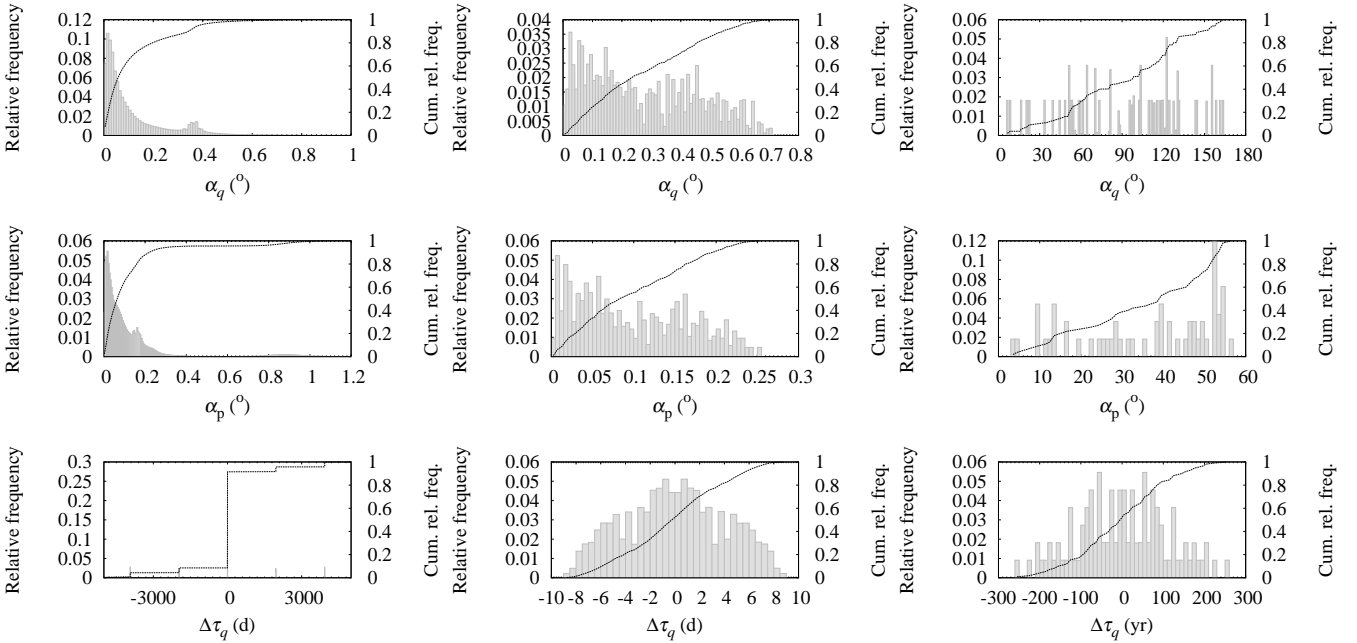


Figure 1. Distributions of possible angular separations between perihelia (top panels) and poles (middle panels), and differences in time of perihelion passage (bottom panels) of the orbits of pairs of fragments of the comets 73P/Schwassmann-Wachmann 3 (left-hand panels) and D/1993 F2 (Shoemaker-Levy 9) (central panels), and members of the Haumea collisional family (right-hand panels).

(335) are plotted in the central panels, and those with $a > 150$ au (40) appear in the right-hand panels. For the range 25–50 au, the probability of finding a pair with both α_p and α_q under 2° is 3.8×10^{-4} , at 50–150 au is 4.5×10^{-5} , and beyond 150 au is $< 10^{-7}$ (probabilities calculated in the usual way; see e.g. Wall & Jenkins 2012). These very low p -values mean that pairs of dynamically coherent minor bodies in the outer Solar system are rare, but also that the ones found are probably statistically significant —i.e. not due to chance— with few interlopers. The distribution of possible angular separations between poles (Fig. 2, middle panels) shows two peaks for TNOs with semimajor axis in the range 25–50 au (left-hand, middle panel). The primary maximum at about 3° corresponds to the cold population described by e.g. Petit et al. (2011), while the secondary one at about 9° (far less obvious than the primary one) signals the transition to the hot population (see Fig. 3). The peaks at $a \in (25, 50)$ au are well below the single peak observed for TNOs with $a \in (50, 150)$ au at nearly 21° (Fig. 2, central, middle panel) and its relative frequency is lower; data for $a > 150$ au are still very incomplete, but the peak appears to be closer to 30° (Fig. 2, right-hand, middle panel) and its relative frequency lower than those of the inner TNOs (see Fig. 2, left-hand and central, middle panels). The three cumulative distributions are very different, with that of TNOs with $a > 150$ au showing the effects of a significant fraction of retrograde orbits (17.5 per cent), which are relatively scarce for TNOs with $a < 150$ au (1.7 per cent). The origin of the large difference in the fraction of retrograde orbits remains unclear, but the presence of one or more yet-to-be-discovered planetary bodies orbiting the Sun well beyond Neptune may be able to explain such dissimilarity (see e.g. de la Fuente Marcos, de la Fuente Marcos & Aarseth 2015, 2016; Batygin & Brown 2016).

Our approach was able to recover the following comets (distributions shown in Fig. 4), all known to have fragments: 51P/Harrington (Kidger & Manteca 2002), 57P/duToit-Neujmin-Delporte, 128P/Shoemaker-Holt 1, 141P/Machholz 2 (Sekanina

1999), 205P/Giacobini, 213P/Van Ness, 332P/Ikeya-Murakami (Jewitt et al. 2016; Kleyna et al. 2016), C/2003 S4 (LINEAR), P/2004 V5 (LINEAR-Hill), P/2013 R3 (Catalina-PANSTARRS) (Jewitt et al. 2017) and P/2016 J1 (PANSTARRS) (Hui, Jewitt & Du 2017b). In addition, we recovered the pair C/2002 A1 (LINEAR) and C/2002 A2 (LINEAR) discussed by Sekanina et al. (2003), the pair 169P/NEAT and P/2003 T12 (SOHO) found by Sosa & Fernández (2015), the pair C/1996 Q1 (Tabur) and C/2015 F3 (SWAN) identified by Sekanina & Kracht (2016), and a number of previously unknown ones (non-exhaustive list), 10P/Tempel 2 and P/2015 T3 (PANSTARRS), 208P/McMillan and P/2011 Q3 (McNaught), 342P/SOHO and P/2002 S7 (SOHO), 16P/Brooks 2 and 307P/LINEAR, and 285P/LINEAR and P/2013 N5 (PANSTARRS). Of particular interest could be P/2010 B2 (WISE) that appears to be related to the multiple fragments of comet 332P/Ikeya-Murakami, confirming the analysis carried out by Hui, Ye & Wiegert (2017a). All these pairs and groups of fragments have very small values of both α_p and α_q ($< 2^\circ$) and in some cases very small values of $\Delta\tau_q$ (less than few months). The probability of finding two comets with $a < 1000$ au and both α_p and α_q under 2° is about 0.0031; if we add the constraint of having $|\Delta\tau_q| < 1$ yr, the probability is 0.0026 that we interpret as strong evidence that the vast majority of orbitally coherent comets must be the result of very recent splitting events. The data currently available suggest that it is easier to find dynamically correlated candidate pairs among comets than among asteroids and that comets do not tend to keep fragments gravitationally bound after disruption (i.e. binary or higher multiplicity comets are truly uncommon). On the other hand, there is at least one example of a pair of very long-period comets, C/1988 F1 (Levy) and C/1988 J1 (Shoemaker-Holt), with relative differences in a , e , i , Ω , ω and τ_q , as low as 8.7 au, 0.00006, 0.0033, 0.0015, 0.0073 and 76.33 d, respectively (Sekanina & Kracht 2016); such comets must be genetically related and the fragmentation event that led to them must have happened at

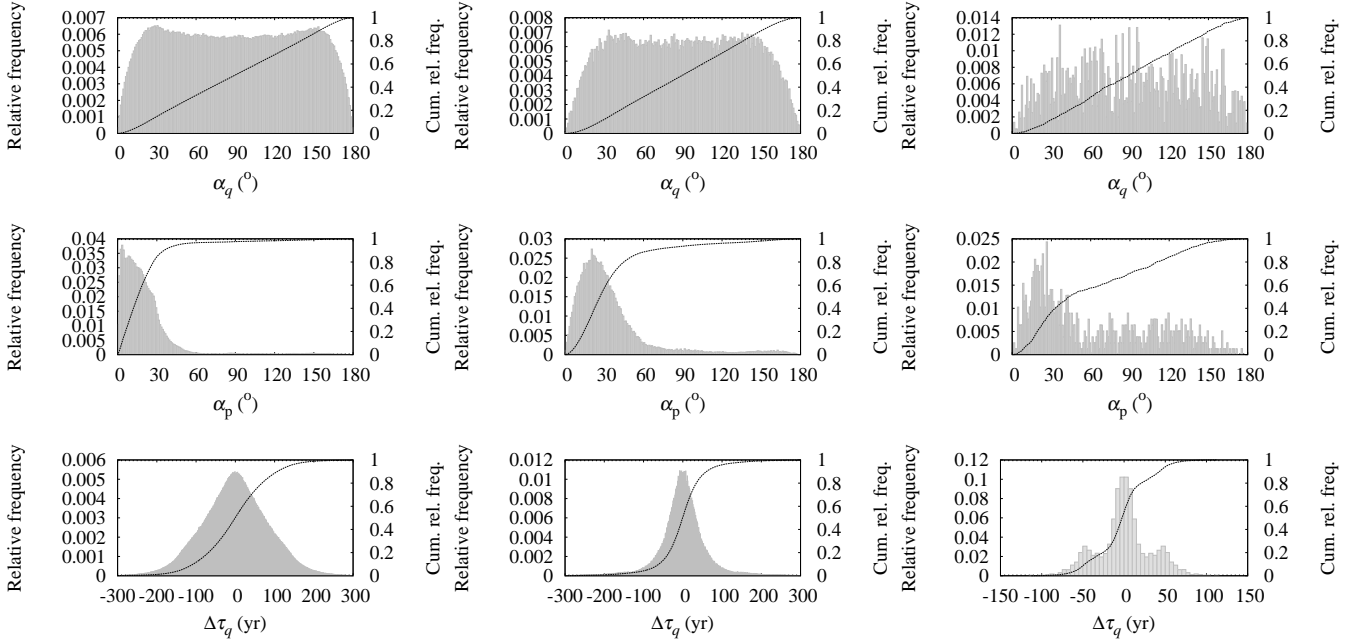


Figure 2. Distributions of possible angular separations between perihelia (top panels) and poles (middle panels), and differences in time of perihelion passage (bottom panels) of the orbits of pairs of minor bodies with semimajor axis in the ranges 25–50 au (left-hand panels), 50–150 au (central panels), and extreme Centaurs and trans-Neptunian objects ($a > 150$ au, right-hand panels). The bin size is 1° in both top and middle panels; the bottom panels have bin sizes of 1 yr (left-hand and central panels) and 5 yr (right-hand panel).

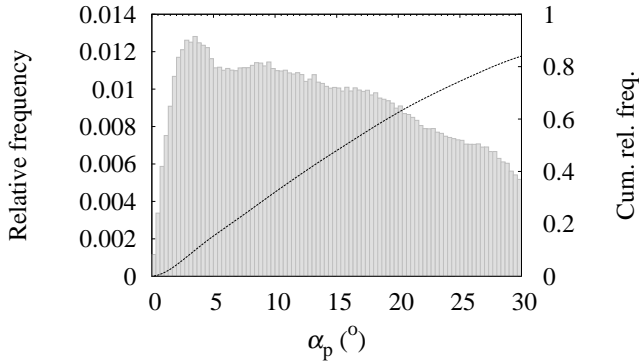


Figure 3. Detail of the angular separations between poles for pairs of minor bodies with semimajor axis in the range 25–50 au (magnified version of Fig. 2, left-hand, middle panel). The bin size is $1/3^\circ$.

hundreds of astronomical units from the Sun. Regarding the distribution of possible angular separations between poles, Fig. 4, middle panel, shows a not-well-defined peak at about 15° . As a closing remark for this section, our approach is confirmed to be statistically robust as multiple, well-established results are reproduced.

4 SOME STATISTICALLY SIGNIFICANT PAIRS

Here, we apply the procedure described in the previous sections to find pairs and groups of dynamically correlated objects in the outer Solar system. Table 1 only shows our most significant findings, a more exhaustive analysis will be presented in a future paper.

4.1 Semimajor axes in the range 25–50 au

Our preliminary search indicates that the pair with the highest level of orbital coherence (see Table 1) is the one composed of (134860) 2000 OJ₆₇ (Buie et al. 2000) and 2001 UP₁₈ (Wasserman et al. 2002) with $\alpha_p = 0.1825 \pm 0.0010$, $\alpha_q = 0.6 \pm 0.4$ and $|\Delta\tau_q| = 21\,361 \pm 145$ d. The statistical significance of the pair 134860–2001 UP₁₈ has been estimated by computing the probability of finding a pair with lower values of both α_q and α_p among the 10^7 random pairs of virtual objects generated to single this one out; the value is $1.36 \pm 0.22 \times 10^{-6}$. In order to evaluate the reliability of this result, we have generated a control sample of virtual TNOs with identical values of means and standard deviations but assigning random (i.e. uniformly distributed) values of Ω and ω ; for this control sample, the probability of finding a pair of TNOs as correlated as 134860–2001 UP₁₈ or better is $3.4 \pm 2.8 \times 10^{-7}$ (mean values and standard deviations from 10 sets of experiments). Assuming that the input sample is reasonably unbiased, this result may be interpreted as a confirmation that this pair might be statistically significant (at the 3.7σ level). TNO 134860 is a binary itself (Stephens & Noll 2006; Grundy et al. 2009), part of the classical trans-Neptunian belt, and one cannot avoid speculating that 2001 UP₁₈ may be a former tertiary companion of 134860. The spectral slope or gradient of the primary of 134860 is $26 \pm 3\%/100$ nm and the combined value for both primary and secondary is $34\%/100$ nm (Hainaut, Boehnhardt & Protopapa 2012); on the other hand, the spectral slope of 2001 UP₁₈ is $16 \pm 4\%/100$ nm (Sheppard 2012). We have found that several other TNOs —e.g. (45802) 2000 PV₂₉, 2000 PW₂₉, 2001 FL₁₉₃,³ 2001 OK₁₀₈, 2004 KF₁₉, 2006 HB₁₂₃,

³ This TNO has only six observations with an arc length of 5 139 d. The orbit determination provided by the Minor Planets Center is quite different from the one computed by JPL’s SSDG and used here.

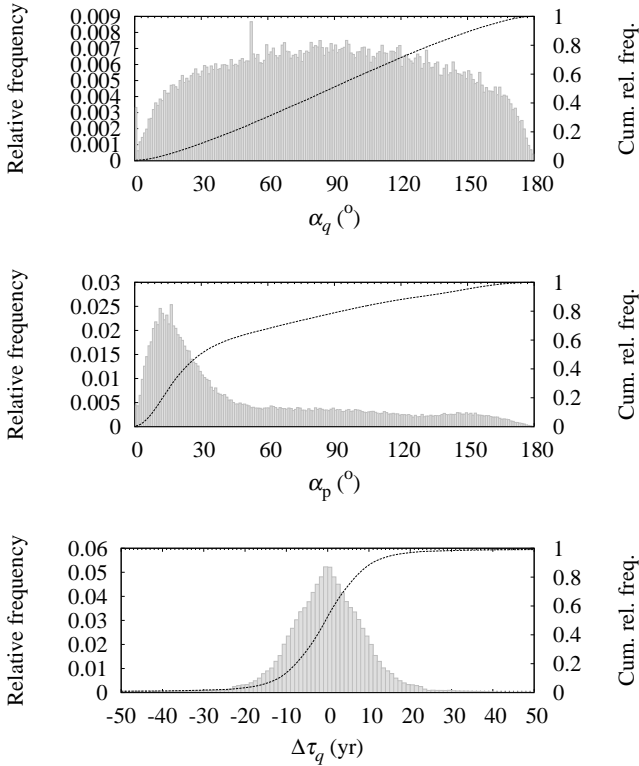


Figure 4. Same as Fig. 2 but for comets with $a < 1000$ au. The spikes in the histograms of α_p and α_q are due to the presence of multiple sets of comet fragments, for example those of comets 73P/Schwassmann-Wachmann 3, D/1993 F2 (Shoemaker-Levy 9) and 332P/Ikeya-Murakami. The bin size is 1° in both top and middle panels and 1 yr for the bottom panel.

2007 DS₁₀₁ or 2013 GX₁₃₆— have relevant angular separations within few degrees of 134860, so the presence of a collisional family is fairly likely. Fig. 5, left-hand panels, shows the distributions in α_p , α_q and $\Delta\tau_q$ for the 10 candidates to constitute a collisional family; the distributions of possible angular separations between perihelia and poles for possible members of this dynamically coherent group certainly resemble what is seen in Fig. 1, left-hand and central panels. The average values and standard deviations of a , e , i , Ω and ω for the 10 candidate members are 45 ± 2 au, 0.08 ± 0.07 , $1^\circ 3 \pm 0^\circ 5$, $124^\circ \pm 83^\circ$ and $146^\circ \pm 63^\circ$. On the other hand, the values of $J - H$ of 45802 and 2001 OK₁₀₈ are 0.43 ± 0.29 and 0.43 ± 0.28 , respectively, which compare well with that of 134860, 0.31 ± 0.16 (Hainaut et al. 2012). If this group of objects forms a collisional family, the event that might have triggered its formation should have occurred less than a few Myr ago (compare Fig. 1 and Fig. 5, left-hand panels). Given the fact that the values of a span the range 42.7–48.5 au, the proposed TNO family includes objects from both the kernel and the stirred components of the trans-Neptunian belt as characterized by Petit et al. (2011).

A similar case is found for the pair 2003 UT₂₉₁–2004 VB₁₃₁ (see Table 1) which has $\alpha_p = 0^\circ.1394 \pm 0^\circ.0012$, $\alpha_q = 0^\circ.9 \pm 0^\circ.6$ and $|\Delta\tau_q| = 1726 \pm 184$ d. Following the approach discussed above, the probability of finding a pair with lower values of both α_q and α_p is $4.6 \pm 1.4 \times 10^{-7}$, while the value from an equivalent sample with random Ω and ω is $9.5 \pm 5.9 \times 10^{-7}$. In this case, it is not possible to argue that the pair is statistically significant. TNOs 2003 UT₂₉₁ (Wasserman et al. 2004) and 2004 VB₁₃₁ (Petit et al. 2011) may also be dynamically coherent with (33001) 1997 CU₂₉,

1999 OC₄, 2000 PA₃₀ and 2003 HG₅₇. TNO 33001 shows a very red spectrum with absorption due to water ice probably in amorphous state (Barucci et al. 2000); 2003 HG₅₇ is a known binary with a somewhat neutral spectrum (Fraser, Brown & Glass 2015). Fig. 5, central panels, shows the relevant distributions. The average values and standard deviations of a , e , i , Ω and ω for the six objects are 44 ± 2 au, 0.09 ± 0.05 , $1^\circ 4 \pm 0^\circ 6$, $25^\circ \pm 38^\circ$, and $231^\circ \pm 37^\circ$. This group, if real, is clearly much younger than the one linked to the pair 134860–2001 UP₁₈; the spreads in α_q and α_p are narrower (compare left-hand and central panels in Fig. 5), as are those in Ω and ω . Again, the set of objects includes members of both the kernel and the stirred components.

Another interesting pair is the one made of 2002 CU₁₅₄ (Millis et al. 2002) and 2005 CE₈₁ (Petit et al. 2011) which has $\alpha_p = 0^\circ.3903 \pm 0^\circ.0007$, $\alpha_q = 1^\circ.1 \pm 0^\circ.4$ and $|\Delta\tau_q| = 1451 \pm 95$ d (see Table 1). The probability of finding a pair with lower values of both α_q and α_p is $6.2 \pm 0.5 \times 10^{-6}$, while the value from an equivalent sample with random Ω and ω is $8.6 \pm 1.4 \times 10^{-6}$. Again, it is not possible to argue that the pair is statistically significant. Other TNOs that may be dynamically correlated with this pair are 2001 FK₁₉₃, 2003 QY₉₀, 2011 BV₁₆₃ and 2015 FS₃₄₅. TNO 2003 QY₉₀ is a known binary (Grundy et al. 2011). Fig. 5, right-hand panels, shows the relevant distributions that resemble those of 134860–2001 UP₁₈. The average values and standard deviations of a , e , i , Ω and ω for the six objects are 44 ± 2 au, 0.08 ± 0.03 , $3^\circ 6 \pm 0^\circ 5$, $102^\circ \pm 7^\circ$, and $53^\circ \pm 17^\circ$. This family, if real, may be as young or even younger than the one linked to the pair 2003 UT₂₉₁–2004 VB₁₃₁. As in the previous two candidate families, the presumed members belong to the kernel and the stirred components of the dynamically cold trans-Neptunian belt.

We also recover the pair 2000 FC₈–2000 GX₁₄₆ which has $\alpha_p = 0^\circ.1536 \pm 0^\circ.0005$, $\alpha_q = 2^\circ 3 \pm 1^\circ 6$ and $|\Delta\tau_q| = 513 \pm 390$ d (see Table 1). These two TNOs are part of the candidate collisional family originally proposed by Chiang (2002), but apparently later retracted by Chiang et al. (2003), although the original result has been somewhat vindicated by Petit et al. (2011) and Marcus et al. (2011). The probability of finding a pair with lower values of both α_q and α_p is $3.1 \pm 0.4 \times 10^{-6}$, while the value from an equivalent sample with random Ω and ω is $1.8 \pm 0.7 \times 10^{-6}$. Therefore, this pair might be statistically significant (at the 1.9σ level). Other TNOs that belong to the kernel or the stirred components and that may be dynamically related to this pair are (15760) 1992 QB₁, 2000 QN₂₅₁, 2002 CY₁₅₄, 2002 PV₁₇₀, 2005 VA₁₂₃, 2010 TG₁₉₂ and 2015 GS₅₀. Using these TNOs we obtain the distributions in Fig. 6, left-hand panels, that clearly resemble what is expected of an event of progressive fragmentation like that of 73P (see Fig. 1, left-hand panels). The average values and standard deviations of a , e , i , Ω and ω for the nine objects are 44 ± 2 au, 0.10 ± 0.09 , $1^\circ 2 \pm 0^\circ 6$, $221^\circ \pm 143^\circ$, and $139^\circ \pm 141^\circ$. Not counting Charon, 15760 was the second TNO to be discovered after the dwarf planet Pluto (Jewitt & Luu 1993; Luu, Jewitt & Marsden 1993). This candidate family is certainly older than those associated with the pairs 2003 UT₂₉₁–2004 VB₁₃₁ or 2002 CU₁₅₄–2005 CE₈₁ and the presence of secondary maxima in Fig. 6, left-hand, top panel, suggests that multiple disruption events may have contributed to create this group.

Yet another pair of interest that seems to be signalling the presence of an additional collisional family is composed of 2003 HF₅₇ (Kavelaars et al. 2009) and 2013 GG₁₃₇ (Bannister et al. 2016) — see Table 1 — with $\alpha_p = 1^\circ.7844 \pm 0^\circ.0012$, $\alpha_q = 1^\circ.8 \pm 0^\circ.6$ and $|\Delta\tau_q| = 160 \pm 124$ d. The probability of finding a pair with lower values of both α_q and α_p is $2.76 \pm 0.02 \times 10^{-4}$, while the value from an equivalent sample with random Ω and ω is $2.19 \pm 0.10 \times 10^{-4}$.

Table 1. Orbital elements with 1σ uncertainties of statistically significant pairs of TNOs. For each pair, the values of α_p , α_q and $|\Delta\tau_q|$ are listed. The orbital solutions have been computed at epoch JD 2458000.5 that corresponds to 00:00:00.000 TDB on 2017 September 4, J2000.0 ecliptic and equinox. Source: JPL’s SSDG SBDB.

Object	a (au)	σ_a (au)	e	σ_e	i ($^\circ$)	σ_i ($^\circ$)	Ω ($^\circ$)	σ_Ω ($^\circ$)	ω ($^\circ$)	σ_ω ($^\circ$)	τ_q (JD)	σ_{τ_q} (d)
(134860) 2000 OJ ₆₇	42.762	0.011	0.02304	0.00012	1.1147	0.0002	96.795	0.014	145.4	0.5	2430267	124
2001 UP ₁₈	47.55	0.02	0.0819	0.0002	1.17105	0.00012	105.51	0.05	136.4	0.3	2408902	72
$\alpha_p = 0^\circ 1825 \pm 0^\circ 0010$ $\alpha_q = 0^\circ 6 \pm 0^\circ 4$ $ \Delta\tau_q = 21\,361 \pm 145$ d												
2003 UT ₂₉₁	42.62	0.05	0.0658	0.0009	1.6126	0.0010	51.152	0.003	203.8	0.6	2410920	142
2004 VB ₁₃₁	43.99	0.02	0.0757	0.0002	1.7502	0.0006	50.384	0.003	205.3	0.4	2412649	116
$\alpha_p = 0^\circ 1394 \pm 0^\circ 0012$ $\alpha_q = 0^\circ 9 \pm 0^\circ 6$ $ \Delta\tau_q = 1726 \pm 184$ d												
2002 CU ₁₅₄	43.93	0.02	0.0628	0.0003	3.3524	0.0004	108.923	0.005	41.72	0.14	2456119	36
2005 CE ₈₁	42.87	0.02	0.0501	0.0003	3.0848	0.0008	103.856	0.009	45.7	0.3	2457567	87
$\alpha_p = 0^\circ 3903 \pm 0^\circ 0007$ $\alpha_q = 1^\circ 1 \pm 0^\circ 4$ $ \Delta\tau_q = 1451 \pm 95$ d												
2000 FC ₈	44.23	0.03	0.0584	0.0007	0.7157	0.0005	332.78	0.03	25.4	0.4	2502959	178
2000 GX ₁₄₆	44.41	0.05	0.0073	0.0008	0.6822	0.0005	345.10	0.03	15.0	2.0	2502905	605
$\alpha_p = 0^\circ 1536 \pm 0^\circ 0005$ $\alpha_q = 2^\circ 3 \pm 1^\circ 6$ $ \Delta\tau_q = 513 \pm 390$ d												
2003 HF ₅₇	39.68	0.05	0.1979	0.0007	1.42119	0.0010	48.14	0.02	124.6	0.2	2448299	32
2013 GG ₁₃₇	39.66	0.03	0.141	0.003	2.3905	0.0009	96.11	0.04	75.7	1.2	2448326	197
$\alpha_p = 1^\circ 7844 \pm 0^\circ 0012$ $\alpha_q = 1^\circ 8 \pm 0^\circ 6$ $ \Delta\tau_q = 160 \pm 124$ d												
(135571) 2002 GG ₃₂	55.88	0.04	0.3583	0.0005	14.6596	0.0013	35.6950	0.0012	230.73	0.12	2460137	21
(160148) 2001 KV ₇₆	70.60	0.12	0.5130	0.0007	15.2935	0.0010	39.5664	0.0003	228.73	0.07	2461218	10
$\alpha_p = 1^\circ 1840 \pm 0^\circ 0009$ $\alpha_q = 1^\circ 75 \pm 0^\circ 14$ $ \Delta\tau_q = 1081 \pm 23$ d												
2005 GX ₂₀₆	70.451	0.006	0.52982	0.00004	9.32245	0.00006	126.0271	0.0012	90.065	0.004	2459658.2	0.5
2015 BD ₅₁₉	55.46	0.04	0.3482	0.0007	10.3700	0.0003	120.5676	0.0003	94.424	0.014	2476148	12
$\alpha_p = 1^\circ 4021 \pm 0^\circ 0003$ $\alpha_q = 1^\circ 434 \pm 0^\circ 010$ $ \Delta\tau_q = 16\,490 \pm 12$ d												

Therefore, this pair might be statistically significant (at the 5.6σ level). Other TNOs that could be dynamically related to this pair are 1998 WY₃₁, 2000 ON₆₇, 2001 FL₁₉₃, 2003 QX₉₀, 2005 JP₁₇₉ and 2006 HW₁₂₂. The presence of one object, 2001 FL₁₉₃, in common with the group associated with the pair 134860–2001 UP₁₈ may hint at a possible relationship between the two groups of TNOs or, more likely, that this object is an interloper—or even that its orbit determination cannot be trusted, see footnote (3). This set of TNOs defines the distributions in Fig. 6, right-hand panels, and again the presence of secondary maxima (top panel) hints at multiple disruption events as in the case of the group linked to 2000 FC₈–2000 GX₁₄₆. The average values and standard deviations of a , e , i , Ω and ω for the eight objects are 43 ± 2 au, 0.09 ± 0.06 , $2^\circ 1 \pm 0^\circ 8$, $73^\circ \pm 31^\circ$, and $100^\circ \pm 31^\circ$. These values suggest that this group could be as young as those associated with the pairs 2003 UT₂₉₁–2004 VB₁₃₁ or 2002 CU₁₅₄–2005 CE₈₁, but the distributions in Fig. 6, right-hand panels, indicate that it could be older than the collisional family linked to the pair 2000 FC₈–2000 GX₁₄₆.

Several other relevant pairs are slightly less significant and may be linked to additional families, but they will not be discussed here. The statistical significance of individual pairs is expected to be strongly contingent on the quality and completeness of the input data; if there is a finite number of collisional families, the probabilities may depend on the degree of completeness in which each family is represented within the available data. Petit et al. (2011)

pointed out that the presence of collisional families like the one probably linked to the pair 2000 FC₈–2000 GX₁₄₆ and previously discussed by Chiang (2002) is supported by the observational data, and that grazing impacts like those discussed by Leinhardt et al. (2010) can produce low-speed families. If the dynamically coherent groups discussed here are confirmed to be genetic families, then it may be possible that such grazing collisions could be actively grinding relatively large TNOs (of hundreds of km) up. An alternative scenario would place the source of the observed dynamical coherence in mean motion and secular resonances, but it is unclear how this might work. However, the data suggest that the stirred cold population might just be a splitted counterpart of the kernel component as objects in the 2:1, 3:2 mean motion resonances with Neptune and possibly even a scattered one—see footnote (3)—appear to be correlated to cold disk kernel objects.

4.2 Semimajor axes in the range 50–150 au

In general, the quality of the orbits of TNOs with $a \in (50, 150)$ au is lower than that of the objects analysed in the previous section and the available samples are more likely to be affected by observational biases and incompleteness issues. Most of the TNOs in this region have dynamically hot orbits, with a very small fraction of dynamically cold objects. Volk & Malhotra (2017) have presented robust statistical evidence that the mean plane of the trans-Neptunian

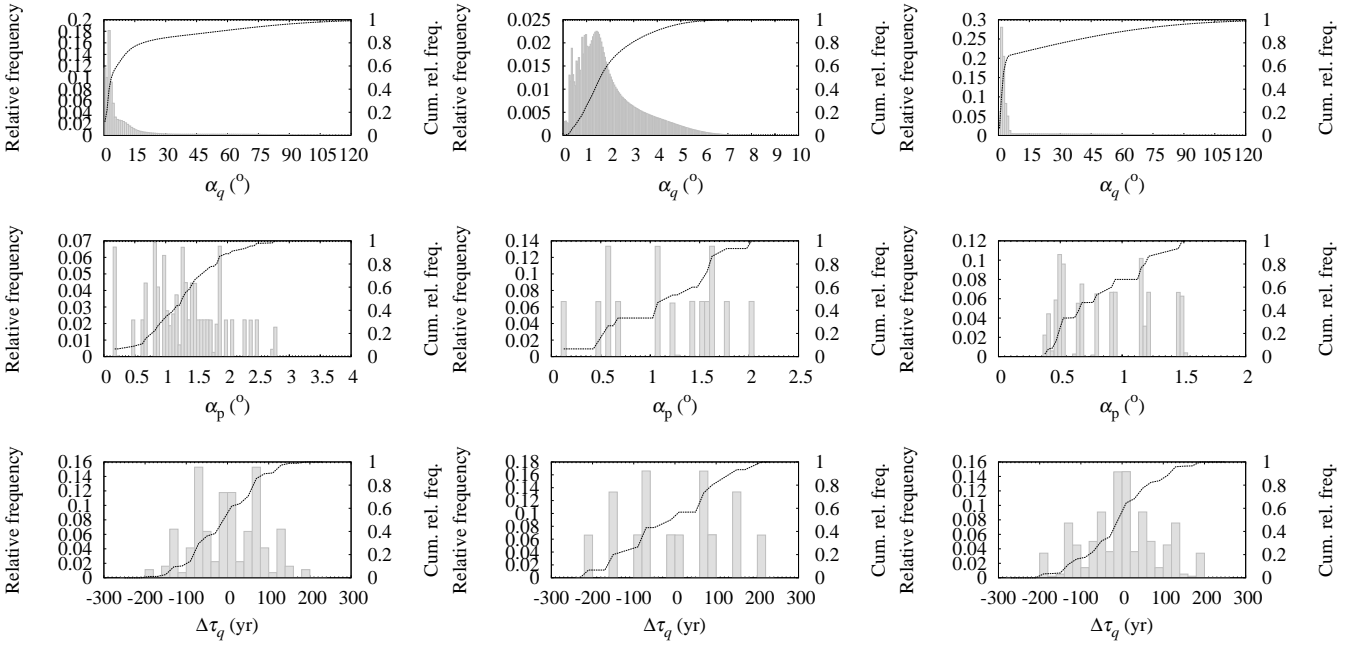


Figure 5. Distributions of possible angular separations between perihelia (top panels) and poles (middle panels), and differences in time of perihelion passage (bottom panels) of the orbits of pairs of TNOs associated with (134860) 2000 OJ₆₇–2001 UP₁₈ (left-hand panels), 2003 UT₂₉₁–2004 VB₁₃₁ (central panels), and 2002 CU₁₅₄–2005 CE₈₁ (right-hand panels).

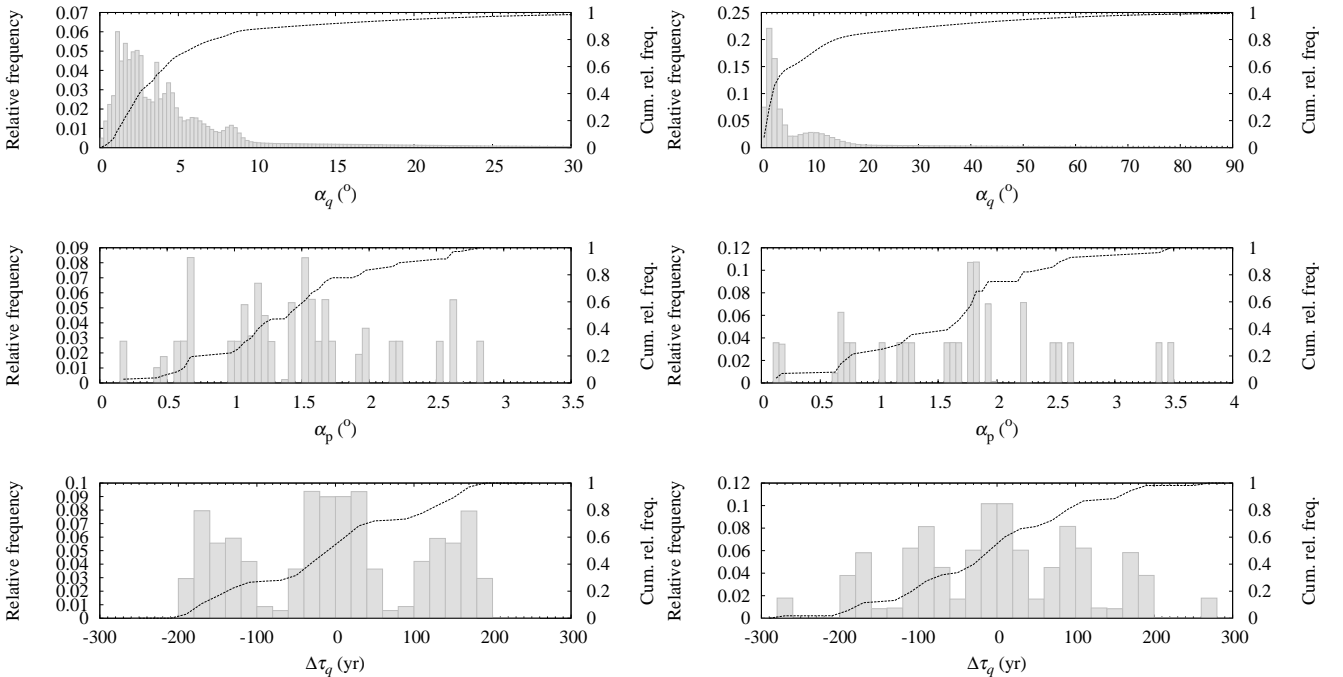


Figure 6. Distributions of possible angular separations between perihelia (top panels) and poles (middle panels), and differences in time of perihelion passage (bottom panels) of the orbits of pairs of TNOs associated with 2000 FC₈–2000 GX₁₄₆ (left-hand panels) and 2003 HF₅₇–2013 GG₁₃₇ (right-hand panels).

belt is warped in a manner that an inclined, low-mass (probably Mars-sized), unseen planet at an average distance from the Sun of around 60 au could be responsible for the warping. Such a perturber may also induce (or help wipe out) orbital coherence.

One pair of correlated objects is (135571) 2002 GG₃₂, a red

object with a spectral slope of $34 \pm 3\%/100$ nm (Sheppard 2012), and (160148) 2001 KV₇₆ (Elliot et al. 2005) which has $\alpha_p = 1^\circ.1840 \pm 0^\circ.0009$, $\alpha_q = 1^\circ.75 \pm 0^\circ.14$ and $|\Delta\tau_q| = 1081 \pm 23$ d. Using the approach discussed in the previous section, the probability of finding a pair with lower values of both α_q and α_p is $7.4 \pm 1.1 \times 10^{-6}$,

while the value from an equivalent sample with random Ω and ω is $2.1 \pm 1.5 \times 10^{-5}$. Such a large difference in the values of the probabilities must be the result of strong non-uniformity in the distributions of the observed values of Ω and ω that could be due to observational bias or selection effects, or (perhaps more likely) induced by an unseen perturber. The two orbits exhibit a high degree of coherence in terms of the angular elements and τ_q , but their values of a and e are very different (see Table 1). This is consistent with binary dissociation induced by a close encounter with a massive body, not fragmentation (see e.g. de la Fuente Marcos et al. 2017). A similar case is found for the pair 2005 GX₂₀₆ (Gibson et al. 2016a) and 2015 BD₅₁₉ (Gibson et al. 2016c) with $\alpha_p = 1^\circ 40' 21'' \pm 0^\circ 00' 03''$, $\alpha_q = 1^\circ 43' 4'' \pm 0^\circ 01' 0''$ and $|\Delta\tau_q| = 16\,490 \pm 12$ d. The probability of finding a pair with lower values of both α_q and α_p is $7.6 \pm 0.9 \times 10^{-6}$, while the value from an equivalent sample with random Ω and ω is $1.8 \pm 1.4 \times 10^{-5}$. As in the previous case, the very different values of the probabilities might signal the presence of a present-day, relatively massive perturber. There are other pairs with similar statistical significance.

Another pair of potentially interesting objects (not shown in Table 1) is the one composed of 2012 OL₆ (Sheppard & Trujillo 2016) and 2014 WS₅₁₀ (Gibson et al. 2016b) which has $\alpha_p = 0^\circ 18' 5'' \pm 0^\circ 00' 8''$, $\alpha_q = 8^\circ \pm 6^\circ$ and $|\Delta\tau_q| = 49\,002 \pm 3\,884$ d. Other TNOs that might be dynamically related to this pair are 2002 CZ₂₄₈ and 2013 AR₁₈₃. TNOs 2012 OL₆, 2014 WS₅₁₀ and 2002 CZ₂₄₈ have average values and standard deviations of a , e , i , Ω and ω of 54.1 ± 1.1 au, 0.35 ± 0.05 , $8^\circ \pm 2^\circ$, $153^\circ \pm 15^\circ$, and $286^\circ \pm 22^\circ$; in contrast, 2013 AR₁₈₃ has $a=71.7$ au. As a reference, the candidate pair in Rabinowitz et al. (2011), (471151) 2010 FD₄₉–(471152) 2010 FE₄₉, has $\alpha_p = 1^\circ 89' 24.3'' \pm 0^\circ 00' 01.3''$, $\alpha_q = 18^\circ 7' 35'' \pm 0^\circ 00' 09''$ and $|\Delta\tau_q| = 4019.8 \pm 1.4$ d.

4.3 Beyond 150 au

If we focus on extreme Centaurs and trans-Neptunian objects ($a > 150$ au), the pair with the smallest angular separations is composed of 2013 FT₂₈ (Sheppard & Trujillo 2016) and 2015 KG₁₆₃ (Shankman et al. 2017) with $\alpha_p = 3^\circ 37' 9'' \pm 0^\circ 00' 4''$, $\alpha_q = 7^\circ 4' \pm 0^\circ 2'$ and $|\Delta\tau_q| = 13\,640 \pm 22$ d, although their a and e are quite different. Its probability from Fig. 2, right-hand panels, is < 0.0003 —that of having smaller values of α_p and α_q . This pair could be similar to (474640) 2004 VN₁₁₂–2013 RF₉₈ studied by de León et al. (2017) although in this case the values of a and e are similar. The TNO pair 474640–2013 RF₉₈ has $\alpha_p = 4^\circ 05' 5'' \pm 0^\circ 00' 3''$, $\alpha_q = 14^\circ 2' \pm 0^\circ 6'$ and $|\Delta\tau_q| = 101 \pm 74$ d. Another pair of extreme TNOs with similar orbital elements is the one composed of 2002 GB₃₂ (Meech et al. 2004) and 2003 HB₅₇ (Kavelaars et al. 2009) which has $\alpha_p = 5^\circ 45' 43'' \pm 0^\circ 00' 06''$, $\alpha_q = 7^\circ 39' \pm 0^\circ 05'$ and $|\Delta\tau_q| = 1856 \pm 11$ d.

5 CONCLUSIONS

In this paper, we have searched for dynamically correlated minor bodies in the outer Solar system. A novel technique that uses the angular separations of orbital poles and perihelia, together with the differences in time of perihelion passage has been described and applied to find statistically significant pairs and groups. In summary:

- (i) We provide further evidence that confirms the reality of the candidate collisional family of TNOs associated with the pair 2000 FC₈–2000 GX₁₄₆ and originally proposed by Chiang (2002).

- (ii) We find four new possible collisional families of TNOs associated with the pairs (134860) 2000 OJ₆₇–2001 UP₁₈, 2003 UT₂₉₁–2004 VB₁₃₁, 2002 CU₁₅₄–2005 CE₈₁ and 2003 HF₅₇–2013 GG₁₃₇.
- (iii) We find a number of unbound TNOs that may have a common origin, the most significant ones are: (135571) 2002 GG₃₂–(160148) 2001 KV₇₆ and 2005 GX₂₀₆–2015 BD₅₁₉.

Our results suggest that disruptions and dissociations of minor bodies at tens or even hundreds of astronomical units from the Sun could be as common as those taking place much closer to us. Future spectroscopic observations may help in confirming the dynamical correlations found here.

ACKNOWLEDGEMENTS

We thank the anonymous referee for helpful and prompt reports that included a number of critical and constructive enquiries. A. I. Gómez de Castro, I. Lizasoain and L. Hernández Yáñez of the Universidad Complutense de Madrid (UCM) for providing access to computing facilities. This work was partially supported by the Spanish ‘Ministerio de Economía y Competitividad’ (MINECO) under grant ESP2014-54243-R. Part of the calculations and the data analysis were completed on the EOLO cluster of the UCM, and we thank S. Cano Alsúa for his help during this stage. EOLO, the HPC of Climate Change of the International Campus of Excellence of Moncloa, is funded by the MEC and MICINN. This is a contribution to the CEI Moncloa. In preparation of this paper, we made use of the NASA Astrophysics Data System, the ASTRO-PH e-print server, and the MPC data server.

REFERENCES

- Agarwal J., Jewitt D., Mutchler M., Weaver H., Larson S., 2017, *Nature*, 549, 357
- Asphaug E., Benz W., 1996, *Icarus*, 121, 225
- Bannister M. T. et al., 2016, *AJ*, 152, 70
- Barucci M. A., Romain J., Doressoundiram A., Tholen D. J., 2000, *AJ*, 120, 496
- Batygin K., Brown M. E., 2016, *ApJ*, 833, L3
- Benz W., Asphaug E., 1999, *Icarus*, 142, 5
- Boehnhardt H., 2004, in Festou M. C., Keller H. U., Weaver H. A., eds, *Comets II*. Univ. Arizona Press, Tucson, AZ, p. 301
- Bottke W. F., Jr., Vokrouhlický D., Rubincam D. P., Nesvorný D., 2006, *Annu. Rev. Earth Planet. Sci.*, 34, 157
- Brown M. E. et al., 2005, *ApJ*, 632, L45
- Brown M. E. et al., 2006, *ApJ*, 639, L43
- Brown M. E., Barkume K. M., Ragozzine D., Schaller E. L., 2007, *Nature*, 446, 294
- Buie M. W., Kern S. D., Millis R. L., Wasserman L. H., Elliot J. L., Pate J. A., Qu J. J., Marsden B. G., 2000, *MPEC Circ.*, MPEC 2000-T41
- Carry B., Snodgrass C., Lacerda P., Hainaut O., Dumas C., 2012, *A&A*, 544, A137
- Chiang E. I., 2002, *ApJ*, 573, L65
- Chiang E. I., Lovering J. R., Millis R. L., Buie M. W., Wasserman L. H., Meech K. J., 2003, *Earth, Moon, and Planets*, 92, 49
- Crovisier J., Bockelee-Morvan D., Gerard E., Rauer H., Biver N., Colom P., Jorda L., 1996, *A&A*, 310, L17
- de la Fuente Marcos C., de la Fuente Marcos R., 2016a, *MNRAS*, 456, 2946
- de la Fuente Marcos C., de la Fuente Marcos R., 2016b, *MNRAS*, 462, 1972
- de la Fuente Marcos C., de la Fuente Marcos R., Aarseth S. J., 2015, *MNRAS*, 446, 1867

- de la Fuente Marcos C., de la Fuente Marcos R., Aarseth S. J., 2016, *MNRAS*, 460, L123
- de la Fuente Marcos C., de la Fuente Marcos R., Aarseth S. J., 2017, *Ap&SS*, 362, 198
- de León J., de la Fuente Marcos C., de la Fuente Marcos R., 2017, *MNRAS*, 467, L66
- Elliot J. L. et al., 2005, *AJ*, 129, 1117
- Fraser W. C., Brown M. E., Glass F., 2015, *ApJ*, 804, 31
- Gibson B. et al., 2016a, *MPEC Circ.*, MPEC 2016-N112
- Gibson B. et al., 2016b, *MPEC Circ.*, MPEC 2016-O250
- Gibson B. et al., 2016c, *MPEC Circ.*, MPEC 2016-O258
- Giorgini J., 2011, in Capitaine N., ed., *Proceedings of the Journées 2010 "Systèmes de référence spatio-temporels" (JSR2010): New challenges for reference systems and numerical standards in astronomy*, Observatoire de Paris, Paris, p. 87
- Giorgini J. D., 2015, *IAU General Assembly, Meeting #29*, 22, 2256293
- Giorgini J. D., Chodas P. W., Yeomans D. K., 2001, *BAAS*, 33, 1562
- Grundy W. M., Noll K. S., Buie M. W., Benecchi S. D., Stephens D. C., Levison H. F., 2009, *Icarus*, 200, 627
- Grundy W. M. et al., 2011, *Icarus*, 213, 678
- Hadamcik E., Levasseur-Regourd A. C., 2016, *Planet. Space Sci.*, 123, 51
- Hainaut O. R., Boehnhardt H., Protospapa S., 2012, *A&A*, 546, A115
- Harker D. E., Woodward C. E., Kelley M. S., Sitko M. L., Wooden D. H., Lynch D. K., Russell R. W., 2011, *AJ*, 141, 26
- Harker D. E., Woodward C. E., Kelley M. S. P., Sitko M. L., Wooden D. H., Lynch D. K., Russell R. W., 2017, *AJ*, 153, 49
- Harmon J. K., Nolan M. C., Giorgini J. D., Howell E. S., 2010, *Icarus*, 207, 499
- Henych T., Holsapple K. A., 2018, *Icarus*, in press (doi:10.1016/j.icarus.2017.05.018, arXiv:1705.10903)
- Hirayama K., 1918, *AJ*, 31, 185
- Hui M.-T., Ye Q.-Z., Wiegert P., 2017, *AJ*, 153, 4
- Hui M.-T., Jewitt D., Du X., 2017, *AJ*, 153, 141
- Jacobson S. A., 2016, in Chesley S. R., Morbidelli A., Jedicke R., Farnocchia D., eds, *IAU Symp. 318: Asteroids: New Observations, New Models*. Cambridge Univ. Press, Cambridge, p. 55
- Jacobson S. A., Scheeres D. J., 2011, *Icarus*, 214, 161
- Jewitt D., Luu J., 1993, *Nature*, 362, 730
- Jewitt D. et al., 2016, *ApJ*, 829, L8
- Jewitt D., Agarwal J., Li J., Weaver H., Mutchler M., Larson S., 2017, *AJ*, 153, 223
- Kadota K. et al., 2017, *MPEC Circ.*, MPEC 2017-C79
- Kavelaars J. J. et al., 2009, *AJ*, 137, 4917
- Kidger M. R., Manteca J., 2002, *Earth, Moon, and Planets*, 90, 153
- Kleyna J. T. et al., 2016, *ApJ*, 827, L26
- Leinhardt Z. M., Marcus R. A., Stewart S. T., 2010, *ApJ*, 714, 1789
- Luu J., Jewitt D., Marsden B. G., 1993, *IAU Circ.*, 5730, 1
- Lykawka P. S., Horner J., Mukai T., Nakamura A. M., 2012, *MNRAS*, 421, 1331
- Marcus R. A., Ragozzine D., Murray-Clay R. A., Holman M. J., 2011, *ApJ*, 733, 40
- Margot J.-L., Pravec P., Taylor P., Carry B., Jacobson S., 2015, in Michel P., DeMeo F. E., Bottke W. F. Jr., eds, *Asteroids IV*. Univ. Arizona Press, Tucson, AZ, p. 355
- Massironi M. et al., 2015, *Nature*, 526, 402
- Meech K. J. et al., 2004, *MPEC Circ.*, MPEC 2004-H02
- Millis R. L. et al., 2002, *MPEC Circ.*, MPEC 2002-D25
- Nesvorný D., Vokrouhlický D., 2006, *AJ*, 132, 1950
- Nesvorný D., Vokrouhlický D., Bottke W. F., 2006, *Science*, 312, 1490
- Nesvorný D., Brož M., Carruba V., 2015, in Michel P., DeMeo F. E., Bottke W. F. Jr., eds, *Asteroids IV*. Univ. Arizona Press, Tucson, AZ, p. 297
- Ortiz J. L. et al., 2012, *MNRAS*, 419, 2315
- Ortiz J. L. et al., 2017, *Nature*, 550, 219
- Petit J.-M. et al., 2011, *AJ*, 142, 131
- Pravec P. et al., 2010, *Nature*, 466, 1085
- Pravec P. et al., 2018, *Icarus*, in press (doi:10.1016/j.icarus.2017.08.008)
- Rabinowitz D., Schwamb M. E., Hadjiyyska E., Rojo P., Tourtellotte S., 2011, *EPSC-DPS Joint Meeting 2011*, 1642
- Ragozzine D., Brown M. E., 2007, *AJ*, 134, 2160
- Reach W. T., Vaubaillon J., Kelley M. S., Lisse C. M., Sykes M. V., 2009, *Icarus*, 203, 571
- Rosaev A., Plávalová E., 2017, *Planet. Space Sci.*, 140, 21
- Schlichting H. E., Sari R., 2009, *ApJ*, 700, 1242
- Schunová E., Jedicke R., Walsh K. J., Granvik M., Wainscoat R. J., Haghhighipour N., 2014, *Icarus*, 238, 156
- Sekanina Z., 1997, *A&A*, 318, L5
- Sekanina Z., 1999, *A&A*, 342, 285
- Sekanina Z., Chodas P. W., 2005, *ApJS*, 161, 551
- Sekanina Z., Chodas P. W., 2007, *ApJ*, 663, 657
- Sekanina Z., Kracht R., 2016, *ApJ*, 823, 2
- Sekanina Z., Chodas P. W., Yeomans D. K., 1994, *A&A*, 289, 607
- Sekanina Z., Chodas P. W., Yeomans D. K., 1998, *Planet. Space Sci.*, 46, 21
- Sekanina Z., Chodas P. W., Tichý M., Tichá J., Kočer M., 2003, *ApJ*, 591, L67
- Shankman C. et al., 2017, *AJ*, 154, 50
- Sheppard S. S., 2012, *AJ*, 144, 169
- Sheppard S. S., Trujillo C., 2016, *AJ*, 152, 221
- Sitko M. L. et al., 2011, *AJ*, 142, 80
- Snodgrass C., Carry B., Dumas C., Hainaut O., 2010, *A&A*, 511, A72
- Sosa A., Fernández J. A., 2015, *IAU General Assembly, Meeting #29*, 22, 2255583
- Stephens D. C., Noll K. S., 2006, *AJ*, 131, 1142
- Thirouin A., Sheppard S. S., Noll K. S., Moskovitz N. A., Ortiz J. L., Doresoundiram A., 2016, *AJ*, 151, 148
- Vokrouhlický D., Nesvorný D., 2008, *AJ*, 136, 280
- Vokrouhlický D. et al., 2009, *A&A*, 507, 495
- Vokrouhlický D. et al., 2017a, *AJ*, 153, 270
- Vokrouhlický D. et al., 2017b, *A&A*, 598, A91
- Volk K., Malhotra R., 2012, *Icarus*, 221, 106
- Volk K., Malhotra R., 2017, *AJ*, 154, 62
- Wall J. V., Jenkins C. R., 2012, *Practical Statistics for Astronomers*. Cambridge Univ. Press, Cambridge
- Wasserman L. H. et al., 2002, *MPEC Circ.*, MPEC 2002-X04
- Wasserman L. H. et al., 2004, *MPEC Circ.*, MPEC 2004-V71
- Weaver H. A., Lisse C. M., Mutchler M. J., Lamy P., Toth I., Reach W. T., 2006, *AAS/Div. Planet. Sci. Meeting Abstr.*, 38, 06.02
- Williams G. V., 2017, *Cent. Bur. Electron. Telegrams*, 4360

This paper has been typeset from a $\text{\TeX}/\text{\LaTeX}$ file prepared by the author.