

The radio and X-ray mode-switching pulsar PSR B0943+10

Sandro Mereghetti^{1,*} & Michela Rigoselli^{1,2}

¹*IASF-Milano, INAF, v. Bassini 15, 20133 Milano, Italy*

²*Università degli Studi di Milano Bicocca, Dipartimento di Fisica, Piazza della Scienza 3, 20126 Milano, Italy.*

**Corresponding author. E-mail: sandro@iasf-milano.inaf.it*

MS received ; revised ; accepted

Abstract. Observations obtained in the last years challenged the widespread notion that rotation-powered neutron stars are steady X-ray emitters. Besides a few allegedly rotation-powered neutron stars that showed "magnetar-like" variability, a particularly interesting case is that of PSR B0943+10. Recent observations have shown that this pulsar, well studied in the radio band where it alternates between a bright and a quiescent mode, displays significant X-ray variations, anticorrelated in flux with the radio emission. The study of such synchronous radio/X-ray mode switching opens a new window to investigate the processes responsible for the pulsar radio and high-energy emission. Here we review the main X-ray properties of PSR B0943+10 derived from recent coordinated X-ray and radio observations.

Key words. pulsars: general — stars: neutron — X-rays: individual (PSR B0943+10).

1. Introduction

The discovery of X-ray flux variations in PSR B0943+10 [1], challenged the common view, derived from decades of observations, that rotation-powered neutron stars are constant X-ray sources. This unexpected finding has made PSR B0943+10 a key target for observations which, by exploiting the new diagnostic tool of correlated radio/X-ray variability, can give some relevant insight into the emission processes at work in radio pulsars.

In the radio band, PSR B0943+10 is one of the best studied pulsars showing the mode-switching phenomenon. Mode-switching pulsars alternate between two (or more) modes characterized by different properties of their radio emission, such as, e.g., average pulse profile, intensity, polarization, drift rate of subpulses, etc... [2]. In fact, at irregular intervals every few hours or less, PSR B0943+10 switches between a mode in which its radio emission displays a regularly organized pattern of drifting subpulses and a mode in which the radio pulses are on average fainter and have a chaotic substructure [3].

In the 0.2-10 keV energy range PSR B0943+10 is among the faintest rotation-powered X-ray pulsars [4]. Its luminosity of a few 10^{29} erg s⁻¹ corresponds to a $\sim 5 \times 10^{-3}$ efficiency of conversion of rotational energy into X-rays. While this is by no means surprising for a relatively old pulsar with the characteristics of PSR B0943+10, its X-ray variability, correlated with

the mode-switching in the radio band, is remarkably unique.

In this paper, after a short summary of the main radio properties of PSR B0943+10, we review the results obtained in two long campaigns of coordinated radio/X-ray observations carried out in 2011 and 2014 and outline a few open questions to be investigated with future observations.

2. Main pulsar properties

PSR B0943+10 has a spin period $P = 1.1$ s and a period derivative $\dot{P} = 3.5 \times 10^{-15}$ s s⁻¹. These values give a characteristic age $\tau = 5$ Myr and a rotational energy loss rate $\dot{E}_{rot} = 10^{32}$ erg s⁻¹. With the usual dipole braking assumptions, the corresponding magnetic field at the pole is $B = 4 \times 10^{12}$ G.

For the pulsar dispersion measure of 15.32 pc cm⁻³ [5], the Cordes & Lazio (2002) model for the Galactic electron density distribution [6] gives a distance $d = 0.63 \pm 0.10$ kpc. This value has been adopted in most studies of PSR B0943+10. A more recent electron density model [7] gives instead $d = 0.89$ kpc.

The Galactic coordinates of PSR B0943+10 ($l = 225.4^\circ$, $b = +43.1^\circ$) place it at a height of $0.43d_{0.63 \text{ kpc}}$ kpc above the Galactic plane. The total Galactic column density in this direction is $N_H = 2.3 \times 10^{20}$ cm⁻² [8], which should represent an upper limit on the absorption of PSR B0943+10. However, based on the

pulsar dispersion measure, and assuming a 10% ionization of the interstellar medium [9], a value of $N_H = 4.3 \times 10^{20} \text{ cm}^{-2}$ has usually been adopted to fit its X-ray spectrum.

With a flux density reaching $\sim 1 \text{ Jy}$ at 100 MHz, PSR B0943+10 is one of the brightest pulsars at low frequency [5]. Its 0.1-10 GHz spectrum is very steep ($S_\nu \propto \nu^{-2.9}$, [10]). This is probably due to the observing geometry: the line of sight is grazing a conal beam which becomes narrower with increasing frequency.

Early estimates of the geometry and orientation of PSR B0943+10 were based on the assumption of a conal beam geometry, supported by the data on radio profiles and polarization, and indicated a relatively small angle between the rotation and magnetic axis $\alpha \sim 11 - 12^\circ$ [11, 12].

One expects to see the phenomenon of drifting subpulses when the line of sight crosses nearly tangentially the hollow cone of emission which characterizes the radio beam of a pulsar. In this framework, a determination of the geometry and orientation of PSR B0943+10 was derived thanks to a detailed modeling of the average pulse profile and of the drifting subpulses [13]. These authors estimated α based on different plausible assumptions on the width of the emission cone and its frequency dependence. In particular, they derived $\alpha = 11.6^\circ$ or $\alpha = 15.4^\circ$, in case we are seeing a so called “inner” or “outer” cone, respectively. The corresponding angles between the line of sight and the rotation axis are $\xi = 7.3^\circ$ or $\xi = 9.7^\circ$. This configuration, with the line of sight between the rotation and magnetic axis, is commonly denoted “inside traverse”. It should be kept in mind that such estimates do not imply that the angles are known with an accuracy at degree level, since they are clearly model dependent and subject to systematic uncertainties of fits with many parameters which are difficult to quantify (see, e.g. [14]). However, as also shown by the more recent analysis of [15], it seems reasonable to assume that PSR B0943+10 is a nearly aligned rotator seen approximately pole-on. The fact that the thermal X-ray emission is modulated at the spin period and shows a single broad pulse aligned in phase with the main radio pulse (see Section 4.), is also consistent with the hypothesis that we are seeing emission from a single region at (or close to) the magnetic polar cap.

3. Radio modes

The bimodal behavior of PSR B0943+10 was first noticed at low frequency (62 MHz) and then confirmed by observations at 102 MHz with the Pushchino radiotelescope [3]. The two modes were originally named “qui-

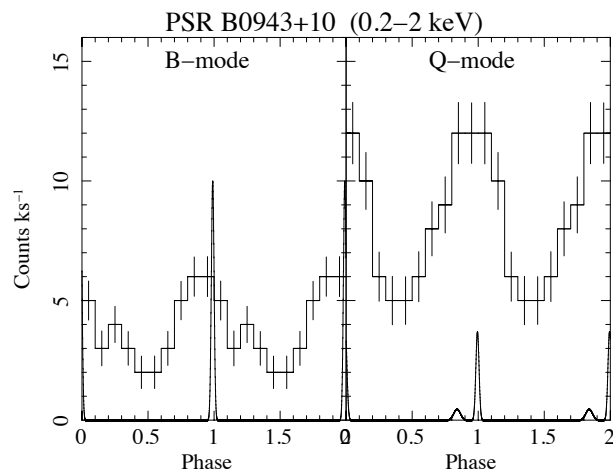


Figure 1. The histograms are the background-subtracted light curves of PSR B0943+10 in the 0.2-2 keV energy range obtained in the 2014 *XMM-Newton* observations. The pulsed fractions, derived by fitting sinusoidal profiles, are $(43 \pm 7)\%$ and $(42 \pm 5)\%$ in the B- and Q-mode, respectively. The radio profiles (at 0.3 GHz, in arbitrary intensity units, [1]) are also indicated.

escent” and “bursting” (Q- and B-mode for short). The latter is also commonly called “bright mode”, although only the radio emission is brighter: indeed, the X-rays in the B-mode are a factor ~ 2 dimmer than in the Q-mode.

The average pulse profile in the B-mode consists of two nearly Gaussian components, with a separation which decreases with increasing frequency from $\sim 20^\circ$ at 26 MHz until they merge into a single peak of width $\sim 15^\circ$ above 180 MHz [15]. This is consistent with a hollow-cone radio beam geometry, where emission of lower frequencies is produced at larger heights in the magnetosphere [16].

The most striking characteristic of the B-mode is the presence of very regular drifting subpulses. This phenomenon gives rise to a series of observed periodicities, besides that associated with the neutron star spin at $P_1 = 1.098 \text{ s}$. They include a strong and very stable modulation at frequency $f_p = 0.465 \text{ cycles}/P_1$ ($= 0.42 \text{ Hz}$, 2.36 s) and a weaker one at $f_s \sim 0.07 \text{ cycles}/P_1$ ($= 0.064 \text{ Hz}$, 15.7 s).

During the Q-mode, the regular pattern of drifting subpulses disappears, the mean pulse profile is weaker and broader, the radio subpulses have a chaotic modulation pattern and are on average fainter (although some of them can be individually brighter than the B-mode ones) [17, 18]. A further difference is the presence, only in the Q-mode, of a strongly linearly-polarized precursor pulse of radio emission centered 52° before

the main pulse [13, 19].

There is no consensus in the pulsar community on what causes the phenomenon of drifting subpulses, which is observed in a large number of objects. A variety of models have been proposed based on very different scenarios including oscillating standing waves, emission regions rotating around the magnetic or the spin axis, plasma instabilities, neutron star oscillations (see, e.g., [20] and references therein). In the frame of the “rotating carousel” model [13, 21], the drifting subpulses are associated with emission from 20 polar cap sparking regions that rotate around the magnetic axis due to the $\vec{E} \times \vec{B}$ drift effect [22, 21]. A complete rotation of the carousel takes $P_4 = 20/(1 - f_p) = 40.7$ s (i.e. 37.4 rotations of the neutron star, f_p is the alias of the true frequency associated to the longitude interval between subbeams).

It was initially believed that PSR B0943+10 had a similar probability of being in any of the two modes, but it has been shown by more recent, long observations that the B-mode is dominant. The average durations of the B- and Q-modes are about 7.5 and 2.2 hours, respectively [23]. The modal transitions occur very rapidly for what concerns the regular pattern of the subpulses, that appears/disappears in less than one rotation period, while more gradual variations are seen to affect the average pulse profile [17]. In fact, after the Q-to-B transitions, several properties of the radio emission gradually evolve toward an asymptotic state on a time scale of about one hour: the ratio of the amplitudes of the trailing and leading components of the pulse decreases, the linear polarization increases, the carousel circulation time increases [24, 25, 23].

4. X-ray observations

4.1 First observations and discovery of variability

The first X-ray observations of PSR B0943+10 were carried out with the *XMM-Newton* satellite in April and December 2003 and yielded about 30 ks of data, after filtering out high background time periods which affected most of the first observation. The pulsar was significantly detected with a flux of $\sim 5 \times 10^{-15}$ erg cm⁻² s⁻¹, but the low count rate hampered a detailed analysis. In particular, it was not possible to distinguish between thermal and non-thermal emission and pulsations were not detected [4]. Due to the lack of radio data, the pulsar mode during the 2003 X-ray observations is not known with certainty (our reanalysis of these data indicates that the pulsar was most likely in B-mode during the December 2003 observation).

In 2011, the first X-ray observations with simultaneous radio coverage (*XMM-Newton* plus GMRT at

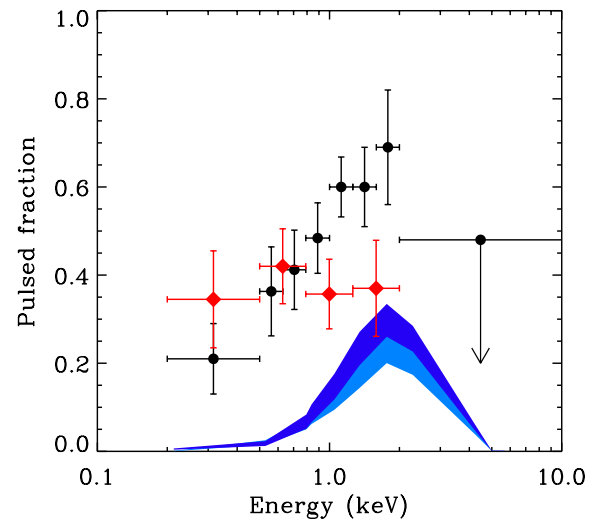


Figure 2. Pulsed fraction as a function of energy for the Q-mode (black dots) and for the B-mode (red squares). The blue regions indicate the values expected from the polar cap emission with model atmospheres of different temperatures and using the α and ξ angles derived for PSR B0943+10 (see Section 5.2 for details).

320 MHz and LOFAR at 140 MHz) led to the surprising discovery of X-ray variability anti-correlated with the pulsar radio intensity [1]. With more than 100 ks of useful data (nearly equally split between the two modes) it was clearly seen that the X-ray emission was a factor ~ 2.5 brighter during the *radio-fainter* Q-mode. X-ray pulsations at the neutron star spin period were revealed in the Q-mode, but not in the B-mode. Either a blackbody or a power law could fit equally well the B-mode spectrum. On the contrary, single component models were ruled out for the Q-mode, which required the sum of a blackbody with temperature $kT \sim 0.28$ keV and a power law with photon index $\Gamma \sim 2.6$. The pulsed spectrum (in Q-mode) was found to be a blackbody, consistent in flux and temperature with the blackbody component of the total spectrum.

It was thus concluded that when PSR B0943+10 is in B-mode it emits only an unpulsed non-thermal component and the higher luminosity of the Q-mode is caused by the addition of a 100%-pulsed thermal component [1]. Considering the difficulty to produce such a large modulation in the thermal emission, given the likely small values of the angles α and ξ , a different interpretation was put forward by [26], who attributed the flux increase and pulsations in the Q-mode to the addition of a non-thermal component, superimposed to a thermal component present in both modes.

4.2 The long campaign of November 2014

To better constrain the X-ray spectral and variability properties of PSR B0943+10, the two groups cited above joined their efforts in a long observing campaign carried out in November 2014 [27]. The X-ray data were obtained thanks to an *XMM-Newton* Large Program and consisted of seven uninterrupted pointings with durations between 16 and 19 hours each. Simultaneous radio coverage was provided by the LOFAR, LWA and Arecibo radiotelescopes. The coordinated use of ground facilities at different longitudes made it possible to obtain a continuous radio coverage, as well as to observe a few complete instances of both modes. These observations yielded useful X-ray exposures of ~ 120 ks and ~ 175 ks for the Q- and B-modes, respectively: an increase by factors 2.4 and 3.5 compared to the previous data.

A first important result, obtained thanks to the improved counts statistics, was the discovery that the X-ray flux is modulated at the pulsar spin period also during the B-mode (see Fig. 1). The pulsed fraction is about 40% in the 0.2-2 keV range. Contrary to the Q-mode, in which the pulsed fraction shows a significant energy-dependence, there is no evidence, within relatively large errors, that the pulsed fraction in B-mode depend on energy (see Fig. 2).

The new data allowed also a much better characterization of the B-mode spectrum, that, at variance with the findings of the 2011 observations, could not be fit by a single power law, thus ruling out the interpretation of [1]. Either a single blackbody, with temperature $kT \sim 0.23$ keV, or a blackbody plus power law, with parameters similar to those of the Q-mode, provide a good fit to the B-mode spectrum [27].

Very interesting results were obtained by applying a 3-D maximum likelihood analysis [28] to *simultaneously* derive the spectra of the pulsed and unpulsed emission. The findings of [1] for the Q-mode were confirmed (Fig. 3, left panels): the pulsed flux is thermal, being well fit by a blackbody but not by a power-law. The opposite is true for the unpulsed flux, which can be fit by a power-law and not by a blackbody. The blackbody describing the pulsed emission and the power law describing the unpulsed emission are consistent with the two components used to fit the total spectrum of the Q-mode. The situation is less well constrained for the B-mode, where, both for the pulsed and unpulsed emission, it was impossible to distinguish between a power law and a blackbody which give similarly good fits (Fig. 3, right panels).

4.3 A scenario for the X-ray variability

After the 2011 observations of PSR B0943+10, the apparent lack of pulsations, lower flux and simpler spectrum of the B-mode prompted attempts to interpret its X-ray variability in terms of a minimal set of emission components: a steady one, present with the same properties in both modes, and an additional pulsed component, appearing only in the Q-mode, causing the higher flux [1, 26]. These interpretations are appealing for their simplicity. However, they are challenged by some difficulties, especially if the variability is attributed to the thermal component. Besides being able to appear and disappear very rapidly at the modal transitions, such a thermal component should be $\sim 100\%$ pulsed, which seems difficult to reconcile with the pulsar geometry and pole-on line of sight described in Section 2. Indeed a more complex picture emerged from the data of the longer 2014 campaign, which showed that the properties of the X-ray emission in the two modes are more similar than previously thought.

In view of the two-components spectrum seen in the Q-mode, it is quite reasonable to assume the simultaneous presence of thermal and non-thermal X-rays also during the B-mode [27]. In fact, although a single blackbody gives by itself a formally acceptable fit to the B-mode spectrum, this can also be fit by the sum of a blackbody plus a power law. When the X-ray luminosity is higher (Q-mode), the two components have approximately the same flux¹ of 6×10^{-15} erg cm⁻² s⁻¹. When the pulsar switches to the B-mode, the thermal flux decreases by a factor ~ 3 and the non-thermal one decreases by a factor ~ 2 . Based on the current data, the pulsations can be entirely attributed to the thermal component in both modes.

In the following we concentrate on this scenario, but it should be kept in mind that even more complex situations cannot be excluded (e.g. both the thermal and non-thermal emission could be pulsed, additional components might be present, etc...), as might be revealed by future X-ray observations of better statistical quality.

5. Origin of the X-ray emission

5.1 The unpulsed non-thermal component

The non-thermal emission from PSR B0943+10 is well represented by a power-law with photon index $\Gamma \sim 2.5$ in both radio modes and with luminosities $L_B = 3.8 \times 10^{29}$ erg s⁻¹ and $L_Q = 8.1 \times 10^{29}$ erg s⁻¹ (unabsorbed, 0.2-10 keV, $d = 0.63$ kpc). The corresponding

¹all the quoted fluxes are corrected for the interstellar absorption (4.3×10^{20} cm⁻²) and refer to the 0.5-2 keV energy range.

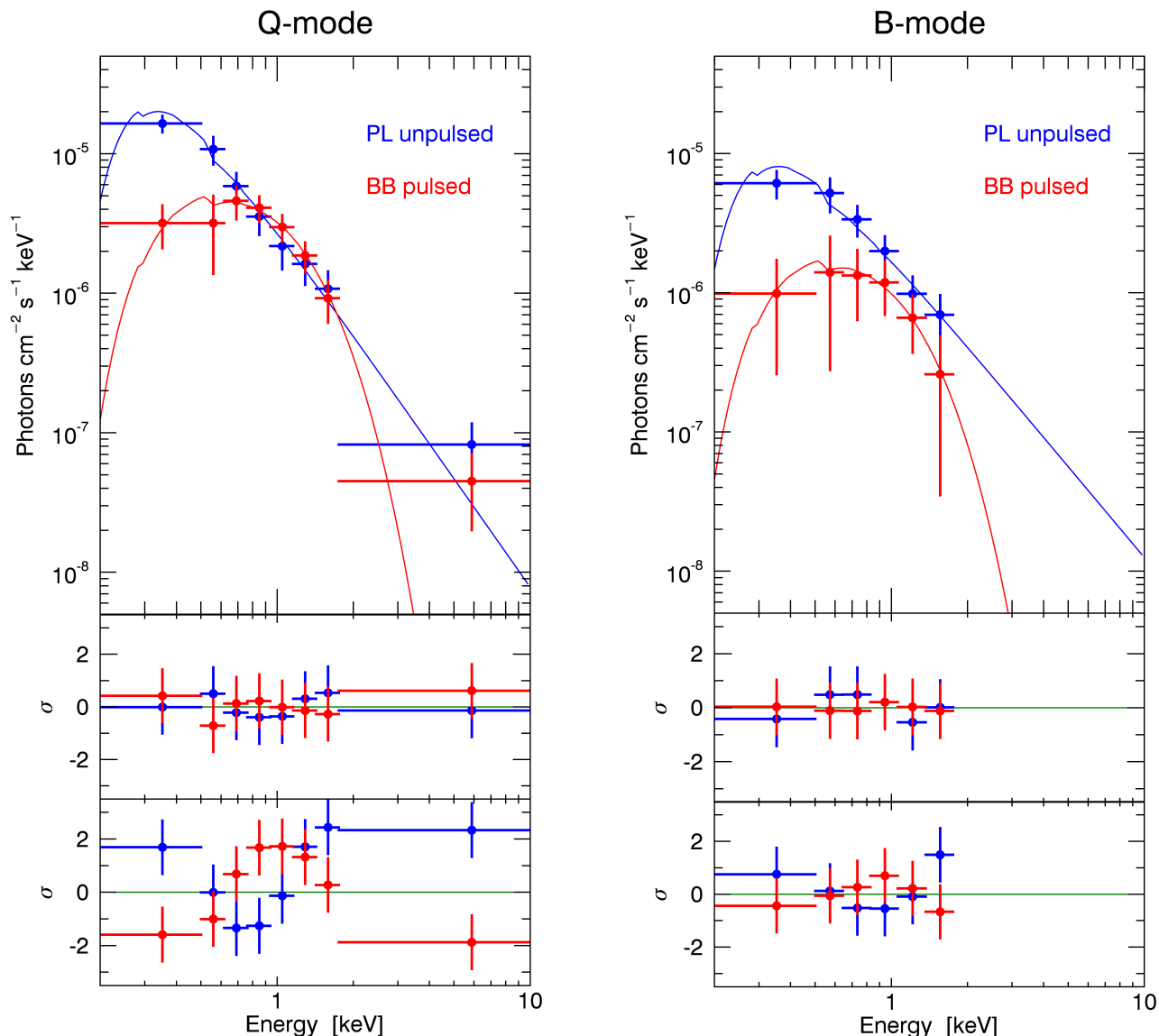


Figure 3. X-ray spectra of the unpulsed (blue) and pulsed (red) emission from PSR B0943+10 in the Q-mode (left panels) and B-mode (right panels), obtained with the EPIC pn instrument. The top panels show the best fits in which the unpulsed flux is modeled with a power law and the pulsed flux with a blackbody. The corresponding residuals are shown in the middle panels. The bottom panels show instead the residuals obtained by fitting the unpulsed flux with a blackbody and the pulsed flux with a power law. Interstellar absorption with an equivalent column density fixed at $N_H = 4.3 \times 10^{20} \text{ cm}^{-2}$ has been included in all the fits.

efficiency values of about 0.004 and 0.008 are in the typical range observed in radio pulsars. The variability excludes the presence of a major contribution from a pulsar wind nebula. Indeed there is no evidence for diffuse X-ray emission surrounding PSR B0943+10 in *XMM-Newton* or in *Chandra* data [27], as expected for a relatively old pulsar.

Non-thermal emission in rotation-powered pulsars is usually attributed to synchrotron, inverse Compton,

and curvature radiation from electrons and positrons accelerated in the magnetosphere. Different locations of the particle acceleration sites have been considered, ranging from regions close to the polar caps [29], to “outer gaps” accelerators close to the light-cylinder [30], and even farther out with models of emission in the striped wind [31]. The role of backward-accelerated particles in heating the star surface has been explored in details by [32, 33] in the context of polar cap mod-

els. The observation of a correlation between the intensity of the thermal and non-thermal X-ray components in PSR B0943+10 supports a causal relation between the flow of accelerated particles and polar cap heating, although the quantitative details of this correlation remain to be explained. It is clear that geometrical effects also play an important role in determining what we actually can observe, thus contributing to the different ratios of thermal versus non-thermal X-rays seen in rotation-powered neutron stars. Future X-ray observations of PSR B0943+10 with more sensitive instruments will offer the advantage of studying this relation in a single object, i.e. at a fixed geometry.

5.2 The pulsed thermal component

It is natural to associate the blackbody-like component with thermal emission from the star surface. Given the relatively old characteristic age of PSR B0943+10, we do not expect detectable X-ray emission from the bulk of its surface, which should have cooled by now to temperatures well below 10^6 K. Indeed the observed blackbody flux requires emission only from a small area. PSR B0943+10 is thus similar to other old and middle aged pulsars from which thermal X-rays from a small emitting area have been detected (e.g. [34, 35, 36, 37]). It is believed that the surface heating in these pulsars results from the flow of backward-accelerated particles produced in the star magnetosphere above the polar caps [32, 38].

The radius of the emitting area inferred from the blackbody fits is of the order of $R_{th} \sim 20 \left(\frac{d}{630 \text{ pc}}\right)$ m. This is significantly smaller than the radius of the classical polar cap defined by the last open dipole field line, $R_{PC} = \left(\frac{R_{NS}}{R_{LC}}\right)^{1/2} R_{NS} \sim 140$ m (for $R_{NS} = 10$ km). Note, however, that fits of the thermal emission with neutron star atmosphere models rather than with a blackbody, yield different values for the temperature and emitting radius. For example, a partially ionized hydrogen atmosphere with $B = 2 \times 10^{12}$ G gives a temperature a factor ~ 2 smaller than the blackbody value and an emitting radius of ~ 85 m [39], closer to R_{PC} . The currently available data do not allow to significantly discriminate between simple blackbody emission and different more complicated atmosphere models.

An interesting open question is whether the higher luminosity of the thermal emission in the Q-mode is primarily caused by a change in the temperature or in the area of the emitting region. The best fit blackbody temperatures for the pulsed thermal component in the two modes are $kT_B = 0.22^{+0.04}_{-0.03}$ keV and $kT_Q = 0.29 \pm 0.02$ keV ([27], 1σ errors), while the corresponding emitting radii are consistent with the same value within 1σ . The correlation between the errors in tem-

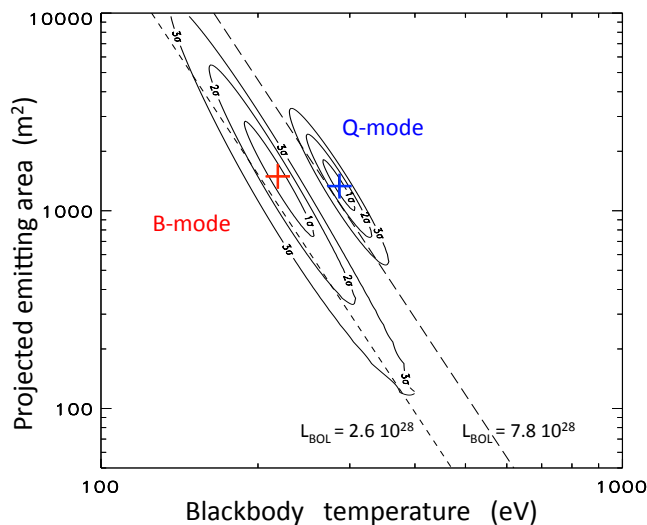


Figure 4. Error regions of the parameters derived for the thermal emission of PSR B0943+10 in the two modes (adapted from [27]). The crosses indicate the best fit values of blackbody temperature and projected emitting area, while the contours show the corresponding uncertainty regions ($1, 2,$ and 3σ c.l.). The dashed lines indicate values of the bolometric luminosities (in erg s^{-1}) of the polar cap, corrected for the (small) projection effect and assuming $d=630$ pc.

perature and projected emitting area² is illustrated by the confidence regions plotted in Fig. 4. The best fit values suggest that the flux variation is caused by a temperature change, but further observations with higher statistics are needed to confirm this.

Another puzzling result concerning the non-thermal emission is its relatively large pulsed fraction (Fig. 2). If PSR B0943+10 is really a nearly aligned rotator seen from a direction close to the rotation and to the magnetic axes (as believed by most authors [11, 12, 13, 15]), the X-ray emitting region should be always visible, if it is located not far from the pole of the dipolar magnetic field. As the pulsar rotates, the orientation of the X-ray emitting hot spot with respect to the line of sight should not vary much, and thus it should produce a shallow light curve with a small pulsed fraction.

The light blue region in Fig. 2 shows the pulsed fraction expected from a small polar cap with effective temperature $kT = 0.25$ keV, computed using a hydro-

²for the geometry of PSR B0943+10, the projected area of a small polar cap is close to the real one (the cosine of the angle between magnetic axis and line of sight, averaged over the pulsar rotation phase is ~ 0.96).

gen atmosphere model with $B = 4 \times 10^{12}$ G, and the geometrical angles in the range of values expected for PSR B0943+10 (see details in [27] and [40]). Slightly larger pulsed fractions are obtained with $kT = 0.14$ keV (dark blue region in Fig. 2), but still smaller than the observed values. The discrepancy suggests that some of the above assumptions are incorrect. One could invoke different magnetic and viewing angles, beaming effects, or configurations of the magnetic field more complex than a dipole. Indeed, detailed models of multipolar fields in PSR B0943+10 have been presented by several authors [41, 42] and an offset dipole was recently considered specifically to explain its X-ray pulsed emission [39]. Unfortunately the statistical quality of the current X-ray data is unable to univocally constrain the large number of parameters involved in such models.

5.3 Mode transitions and evolution within modes

Thanks to the long uninterrupted X-ray pointings of the 2014 campaign, it was possible to obtain a few complete instances of each mode and to observe several mode transitions. The distribution of the mode durations for the 2014 observations is shown in Fig. 5 (8 complete Q-modes and 6 complete B-modes; in 2011 only one complete B-mode, lasting about 3 hr was seen).

While mode transitions have been studied with very good time resolution in the radio band, where single pulses can be measured, similar studies at X-ray energies are impossible with the current facilities. Consider that the existing instrument with the largest collecting area in the \sim keV region, EPIC on *XMM-Newton*, yields an average rate of only one photon from PSR B0943+10 every \sim 1.5 minutes (in the Q-mode and summing the three EPIC cameras). The counting statistics to study the transitions can be increased by stacking the data with the times properly shifted in order to align the mode transitions (15 Q-to-B and 12 B-to-Q transitions have been observed in X-rays up to now). An example of this is illustrated by the light curves plotted in Fig. 6, which have a bin size of 900 s. They show that the pulsar X-ray count rates before/after the transitions are consistent with constant values.

The stacked data were also used to search for possible variations within the modes. This resulted in some evidence for an increase of the pulsed fraction during the B-mode, which passed from a value of $27 \pm 8\%$ measured during the first three hours after the Q-to-B transitions, to a value of $42 \pm 8\%$ measured in the following three hours [27]. Although the difference is only at a $\sim 2\sigma$ level, this might be an interesting finding worth to be checked with better data, in view of the gradual changes in the the radio properties during the B-mode mentioned in Section 3.. No variations were found in

the X-ray pulsed fraction during the Q-mode.

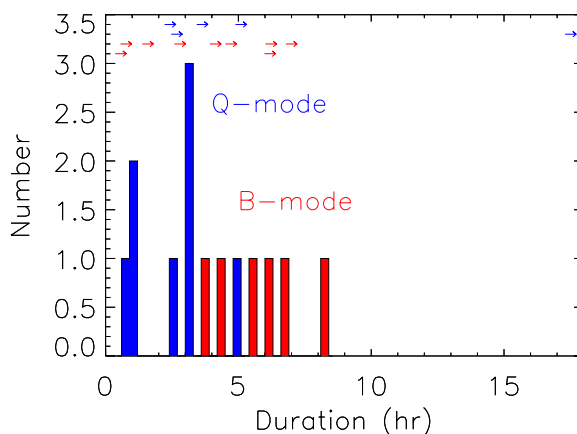


Figure 5. Distributions of the durations of B- (red) and Q-modes (blue) during the simultaneous radio/X-ray observations of November 2014 [27]. The arrows in the upper part of the figure indicate lower limits. The B-modes tend to last longer than the Q-modes, but note the occurrence of a very long Q-mode that lasted more than 17 hours.

6. Discussion

6.1 PSR B0943+10 in the Partially Screened Gap model

In this subsection we discuss the PSR B0943+10 observations in the context of the Partially Screened Gap model, with the caveat that this is only one of the possible interpretations.

The appearance of drifting subpulses in several radio pulsars has been attributed to the ordered motion of spark filaments of plasma in the inner acceleration region above the polar cap. Due to the non-corotational value of the charge density, such plasma filaments, together with the related regions higher in the magnetosphere where radio emission is produced, are subject to an $\vec{E} \times \vec{B}$ drift that makes them rotate around the magnetic axis [22]. This physical mechanism forms the basis of the partially screened gap (PSG) model, which modifies the original “pure vacuum gap” scenario by including the effect of partial screening of the polar cap electric field by ions thermally emitted from the neutron star surface [43, 44].

One of the motivations to introduce the PSG model was that the drift rate predicted by the pure vacuum model is too fast, compared to that deduced from the analysis of drifting subpulses. In the PSG model both

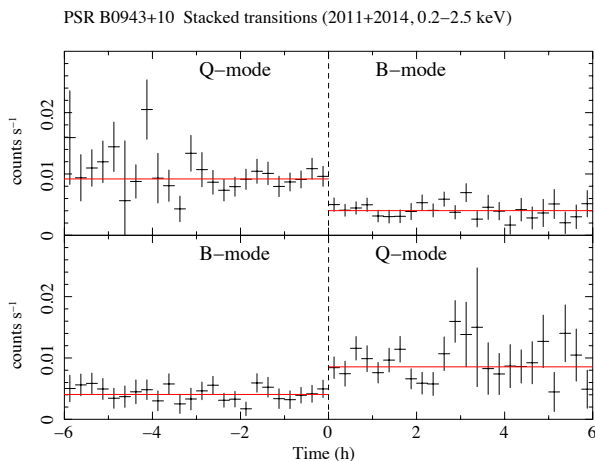


Figure 6. Background-subtracted and exposure-corrected light curves in the 0.2-2.5 keV range obtained by stacking all the Q to B (top panel) and B to Q (bottom panel) mode transitions observed in 2011 and 2014. The bin size is 15 minutes. The red lines are the best fit constant rates with the following values. Q-mode before transition: 0.0092 ± 0.0004 cts s^{-1} , B-mode after transition: 0.0040 ± 0.0003 cts s^{-1} , B-mode before transition: 0.0041 ± 0.0003 cts s^{-1} , Q-mode after transition: 0.0085 ± 0.0005 cts s^{-1} .

the circulation period of the spark carousel, P_4 , and the heating rate of the polar cap depend on the value of the electric field in the gap. This leads to a well defined relation between the circulation period, the thermal bolometric luminosity and the rotational energy loss rate that can be compared with the observations (see Fig. 7). It can be seen that PSR B0943+10 agrees well with the model predictions, especially during the B-mode, i.e. when the rotating carousel is present (note, however, that for the revised DM distance of 890 pc, the luminosities of PSR B0943+10 would be larger than those indicated in the figure by a factor two).

A PSG can form if the temperature and magnetic field conditions at the polar cap are adequate to partially bind the iron ions to the star surface. If the temperature is too high and/or the magnetic field too low, too much ions are emitted and no vacuum gap can form. In the opposite conditions a pure vacuum gap is formed. This is schematically illustrated in Fig. 8. Since the surface heating is due to the flow of particles back-accelerated in the gap, a self-regulating thermostatic mechanism acts to keep the temperature at the value required by the PSG model to work [43]. As shown in Fig. 8, the temperatures measured for the polar cap in PSR B0943+10 imply a magnetic field of the order of $\sim 10^{14}$ G. This is stronger by at least a factor 25 than the dipole field inferred from the timing parameters, requiring the pres-

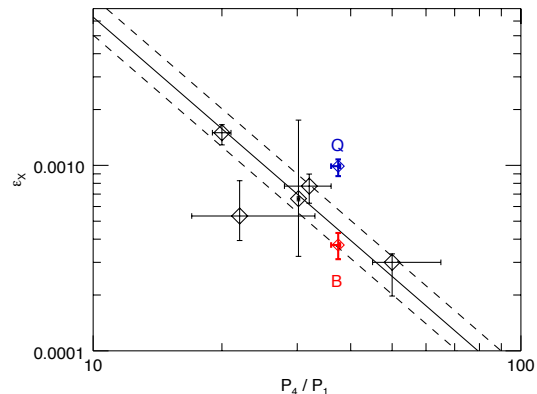


Figure 7. Relation between the X-ray efficiency $\epsilon_x = L_{BOL} / \dot{E}_{rot}$ and the carousel circulation time (in units of spin period) P_4/P_1 , as predicted by the PSG model (adapted from [35]). The points for PSR B0943+10 refer to the B-mode (red) and Q-mode (blue) for $d = 630$ pc. The other pulsars plotted in the figure are (from left to right): B0656+14, B1055-52, B0834+06, B1133+16 and B1929+10.

ence of strong magnetic field structures close to the star surface. The Hall drift of a large scale toroidal magnetic field in the neutron star crust has been suggested as a likely source of these strong multipolar components near the star surface [45].

However, we finally note that the X-ray results obtained for PSR B0943+10 cannot either prove or exclude the presence of a non-dipolar field. This can only be done based on model-dependent interpretations of the observations (for example, the size inferred for the thermally emitting area can be reconciled with a dipole polar cap if the spectrum differs from a black-body and/or a larger distance is assumed).

6.2 Global or local magnetospheric changes?

Although it is widely believed that the study of mode-switching, and of possibly related phenomena such as nulling, pulse profile variations, and torque changes, might be instrumental for our understanding of the processes at the basis of radio emission in pulsars, the reason for the existence of such metastable states, and what causes the transitions between them, are still unknown. The fact that radio emission is of little relevance in the overall energy budget of rotation-powered pulsars might suggest that only some minor local effect in the emission region is involved. On the other hand, recent findings seem to imply the occurrence of global reconfigurations of the whole pulsar magneto-

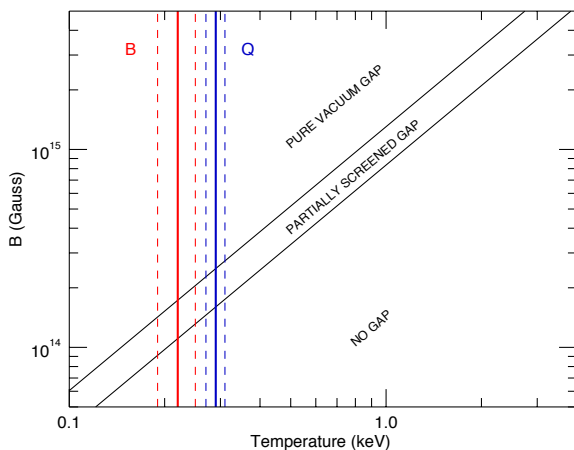


Figure 8. Schematic illustration of the different conditions above the polar cap as a function of temperature and magnetic field. The PSG model can only work for temperatures in a critical range approximately indicated by the two diagonal lines [44]. The vertical lines indicate the temperatures (with their 1σ uncertainties) for the B-mode (red) and Q-mode (blue) of PSR B0943+10. They imply surface magnetic field strengths of a few 10^{14} G, well above the dipolar value of 4×10^{12} G.

sphere and system of currents. Such findings include the discovery of variable spin-down rate in intermittent pulsars [46], the observation of timing noise patterns correlated with pulse profile changes [47], and the detection of nearly simultaneous mode-switching on both magnetic poles [48].

Can X-ray observations say something in this respect? Global magnetospheric changes were invoked to interpret the variability of PSR B0943+10. In particular, the changes in the thermal component were attributed to varying scattering and/or absorption related to an expansion of the volume of the closed magnetosphere [1]. In principle, a similar scenario might also account for the more complex situation derived from the new data. This would imply that we are only *partially* seeing the thermal flux emitted from a hot spot on the star surface. The real luminosity would then be higher than the observed one. However, we note that such explanations based on absorption probably require an unrealistically large particle density in order to reach a sufficient optical thickness [26].

More local origins of the bimodal X-ray properties, limited to the the regions above the polar caps, can be invoked in the context of the PSG model (Sect. 6.1). The mode switching could reflect two states in which the dominant inverse Compton scattering occurs either at the resonant frequency or at the peak of the distribu-

tion of thermal photons from the surface [49].

It is also interesting to estimate the amount of energy involved in the mode transitions, based on the observed change in X-ray luminosity. The bolometric luminosity of the thermal component (assuming a blackbody spectrum) changes by a factor 2.7. This corresponds to an increase of $\sim 6 \times 10^{28}$ erg s^{-1} during the Q-mode. This amounts only to 0.06% of the rotational energy loss of the pulsar. The non-thermal flux in the 0.5-2 keV range doubles from the B- to the Q-mode, and the additional luminosity is $\sim 0.15\%$ of the rotational energy loss.

6.3 Comparison with other mode-switching pulsars

Unfortunately, most mode-switching radio pulsars are too faint for detailed studies in the X-ray range with the current facilities. The only other object of this class for which simultaneous radio/X-ray observations have been carried out is PSR B1822–09. Its timing parameters are $P = 0.77$ s and $\dot{P} = 5.3 \times 10^{-14}$ s s^{-1} . It is therefore younger ($\tau = 0.2$ Myr) and more energetic ($\dot{E}_{rot} = 4.6 \times 10^{33}$ erg s^{-1}) than PSR B0943+10. Its radio emission is characterized by a main pulse and an interpulse separated by about 0.5 in phase [19, 50]. The pulse and interpulse behave in anticorrelated manner when the pulsar switches between a Q- and a B-mode. The mode changes occur much more frequently than in PSR B0943+10: the modes in PSR B1822–09 have average durations of only a few minutes. Given that PSR B1822–09 is most likely a nearly orthogonal rotator, it is particularly interesting to compare its X-ray properties with those of PSR B0943+10 in order to understand if the different geometry plays an important role.

Long observations with *XMM-Newton* (200 ks of effective exposure) and several radio telescopes (WSRT, GMRT, Lovell) were carried out in 2013–2014 [28]. In both modes the X-ray spectrum was well described by the sum of two blackbodies with temperatures $kT_1 = 0.08$ keV, $kT_2 = 0.19$ keV and emitting radii $R_1 = 2$ km, $R_2 = 100$ m. X-ray pulsations were detected during both radio modes and could be ascribed to the hotter of the two blackbody components [28]. In this respect, it is interesting to note that the total spectrum of PSR B0943+10 during the Q-mode could also be fitted with the sum of two blackbodies [27], but the pulse-resolved spectral analysis favoured a power-law rather than a cooler blackbody for the unpulsed component.

At variance with what found in PSR B0943+10 no variations correlated to the radio modes were found in the X-ray emission of PSR B1822–09 [28]. This could be due to the different geometry, to the short duration of the modes in PSR B1822–09, or simply to the lack of adequate sensitivity to reveal small differences in the X-ray properties.

Finally, an X-ray source with a harder spectrum and no bright optical counterpart was discovered at 5'' from the pulsar position. If this hard emission is due to a pulsar wind nebula, this would be another difference with respect to PSR B0943+10, possibly related to the higher \dot{E}_{rot} of PSR B1822–09.

7. Conclusions

Extensive radio observations of the prototypical mode-switching pulsar PSR B0943+10, carried out for more than 40 years, have provided a wealth of information and a detailed knowledge of its complex phenomenology. Thanks to the high sensitivity of the *XMM-Newton* satellite, it has recently become possible to complement these studies with a high-energy view.

It turned out that PSR B0943+10 exhibits a very interesting behaviour also in the X-ray band, being the first rotation-powered pulsar for which X-ray variability (not related to magnetar-like activity as, e.g., in PSR J1846–0258 [51]) has been detected. Studying how the X-ray properties (flux, spectrum, pulsed fraction) vary in connection with the pulsar radio-mode can provide important information on the physical conditions in the acceleration regions and on the processes responsible for the pulsar multiwavelength emission.

Furthermore, the results reviewed in the previous sections, motivate deep searches for X-ray variability phenomena in other radio pulsars – a research line that received little attention up to now. Studies of pulsars showing different radio states will greatly benefit of the advent of future X-ray missions with a large collecting area in the soft X-ray band. These might also provide X-ray data allowing to discriminate between different states even in the lack of simultaneous radio data.

Acknowledgement

SM is grateful to all the colleagues who collaborated to the study of PSR B0943+10 for stimulating discussions, important contributions to the data analysis, and support in the organization of a complex observational campaign. We acknowledge the useful comments of an anonymous referee.

References

- [1] W. Hermsen et al. Synchronous X-ray and Radio Mode Switches: A Rapid Global Transformation of the Pulsar Magnetosphere. *Science*, 339:436–, January 2013.
- [2] J. M. Cordes. Pulsar State Switching from Markov Transitions and Stochastic Resonance. *Astrophys. J.*, 775:47, September 2013.
- [3] S. A. Suleimanova and V. A. Izvekova. Two Meter Emission Modes for PSR0943+10. *Soviet Astronomy*, 28:32–35, February 1984.
- [4] B. Zhang, D. Sanwal, and G. G. Pavlov. An XMM-Newton Observation of the Drifting Pulsar B0943+10. *Astrophys. J. Lett.*, 624:L109–L112, May 2005.
- [5] A. V. Bilous, V. I. Kondratiev, M. Kramer, E. F. Keane, J. W. T. Hessels, B. W. Stappers, V. M. Malofeev, C. Sobey, R. P. Breton, S. Cooper, H. Falcke, A. Karastergiou, D. Michilli, S. Osłowski, S. Sanidas, S. ter Veen, J. van Leeuwen, J. P. W. Verbiest, P. Weltevrede, P. Zarka, J.-M. Grießmeier, M. Serylak, M. E. Bell, J. W. Broderick, J. Eislöffel, S. Markoff, and A. Rowlinson. A LOFAR census of non-recycled pulsars: average profiles, dispersion measures, flux densities, and spectra. *Astron. Astrophys.*, 591:A134, June 2016.
- [6] J. M. Cordes and T. J. W. Lazio. NE2001.I. A New Model for the Galactic Distribution of Free Electrons and its Fluctuations. *ArXiv Astrophysics e-prints*, July 2002.
- [7] J. M. Yao, R. N. Manchester, and N. Wang. A New Electron-density Model for Estimation of Pulsar and FRB Distances. *Astrophys. J.*, 835:29, January 2017.
- [8] P. M. W. Kalberla, W. B. Burton, D. Hartmann, E. M. Arnal, E. Bajaja, R. Morras, and W. G. L. Pöppel. The Leiden/Argentine/Bonn (LAB) Survey of Galactic HI. Final data release of the combined LDS and IAR surveys with improved stray radiation corrections. *Astron. Astrophys.*, 440:775–782, September 2005.
- [9] C. He, C.-Y. Ng, and V. M. Kaspi. The Correlation between Dispersion Measure and X-Ray Column Density from Radio Pulsars. *Astrophys. J.*, 768:64, May 2013.
- [10] V. M. Malofeev, O. I. Malov, and N. V. Shchegoleva. Flux Densities of 235 Pulsars at 102.5 MHz. *Astronomy Reports*, 44:436–445, July 2000.
- [11] A. G. Lyne and R. N. Manchester. The shape of pulsar radio beams. *MNRAS*, 234:477–508, October 1988.
- [12] J. M. Rankin. Toward an empirical theory of pulsar emission. VI - The geometry of the conal emission region: Appendix and tables. *Astrophys. J. Suppl. Ser.*, 85:145–161, March 1993.
- [13] A. A. Deshpande and J. M. Rankin. The topology and polarization of sub-beams associated with the ‘drifting’ sub-pulse emission of pulsar B0943+10 - I. Analysis of Arecibo 430- and 111-MHz observations. *MNRAS*, 322:438–460, April 2001.
- [14] J. E. Everett and J. M. Weisberg. Emission Beam Geometry of Selected Pulsars Derived from Average Pulse Polarization Data. *Astrophys. J.*, 553:341–357, May 2001.

- [15] A. V. Bilous, J. W. T. Hessels, V. I. Kondratiev, J. van Leeuwen, B. W. Stappers, P. Weltevrede, H. Falcke, T. E. Hassall, M. Pilia, E. Keane, M. Kramer, J.-M. Grießmeier, and M. Serylak. LOFAR observations of PSR B0943+10: profile evolution and discovery of a systematically changing profile delay in bright mode. *Astron. Astrophys.*, 572:A52, December 2014.
- [16] J. M. Cordes. Observational limits on the location of pulsar emission regions. *Astrophys. J.*, 222:1006–1011, June 1978.
- [17] S. A. Suleymanova, V. A. Izvekova, J. M. Rankin, and N. Rathnasree. Individual and integrated pulse properties of PSR B0943+10 involved in the mode-changing phenomenon. *Journal of Astrophysics and Astronomy*, 19:1–18, December 1998.
- [18] J. M. Rankin, S. A. Suleymanova, and A. A. Deshpande. The topology and polarization of sub-beams associated with the ‘drifting’ subpulse emission of pulsar B0943 + 10 - III. Analysis of Pushchino 103/40-MHz observations. *MNRAS*, 340:1076–1086, April 2003.
- [19] I. Backus, D. Mitra, and J. M. Rankin. Dynamic emission properties of pulsars B0943+10 and B1822-09 - I. Comparison, and the discovery of a ‘Q’-mode precursor. *MNRAS*, 404:30–41, May 2010.
- [20] J. M. E. Kuijpers. Physics of Drifting Sub-pulses in Radio Pulsars. In W. Becker, editor, *Astrophysics and Space Science Library*, volume 357 of *Astrophysics and Space Science Library*, page 543, 2009.
- [21] J. A. Gil and M. Sendyk. Spark Model for Pulsar Radiation Modulation Patterns. *Astrophys. J.*, 541:351–366, September 2000.
- [22] M. A. Ruderman and P. G. Sutherland. Theory of pulsars - Polar caps, sparks, and coherent microwave radiation. *Astrophys. J.*, 196:51–72, February 1975.
- [23] I. Backus, D. Mitra, and J. M. Rankin. The topology and polarization of subbeams associated with the ‘drifting’ subpulse emission of pulsar B0943+10 - VI. Analysis of an 8-h Giant Metrewave Radio Telescope observation. *MNRAS*, 418:1736–1745, December 2011.
- [24] J. M. Rankin and S. A. Suleymanova. The topology and polarisation of subbeams associated with the “drifting” subpulse emission of pulsar B0943+10. IV. Q-to-B-mode recovery dynamics. *Astron. Astrophys.*, 453:679–686, July 2006.
- [25] S. A. Suleymanova and J. M. Rankin. The topology and polarization of subbeams associated with the ‘drifting’ subpulse emission of pulsar B0943+10 - V. A new look at the low-frequency burst-mode emission. *MNRAS*, 396:870–877, June 2009.
- [26] S. Mereghetti, A. Tiengo, P. Esposito, and R. Turolla. The variable X-ray emission of PSR B0943+10. *MNRAS*, 435:2568–2573, November 2013.
- [27] S. Mereghetti, L. Kuiper, A. Tiengo, J. Hessels, W. Hermsen, K. Stovall, A. Possenti, J. Rankin, P. Esposito, R. Turolla, D. Mitra, G. Wright, B. Stappers, A. Horneffer, S. Osłowski, M. Serylak, and J.-M. Grießmeier. A Deep Campaign to Characterize the Synchronous Radio/X-Ray Mode Switching of PSR B0943+10. *Astrophys. J.*, 831:21, November 2016.
- [28] W. Hermsen, L. Kuiper, J. W. T. Hessels, D. Mitra, J. M. Rankin, B. W. Stappers, G. A. E. Wright, R. Basu, A. Szary, and J. van Leeuwen. Simultaneous X-ray and radio observations of the radio-mode-switching pulsar PSR B1822-09. *MNRAS*, 466:1688–1708, April 2017.
- [29] A. K. Harding. High-energy Emission from the Polar Cap and Slot Gap. In W. Becker, editor, *Astrophysics and Space Science Library*, volume 357 of *Astrophysics and Space Science Library*, page 521, 2009.
- [30] K. S. Cheng. High Energy Emission from Pulsars and Pulsar Wind Nebulae. In W. Becker, editor, *Astrophysics and Space Science Library*, volume 357 of *Astrophysics and Space Science Library*, page 481, 2009.
- [31] J. Pétri. A unified polar cap/striped wind model for pulsed radio and gamma-ray emission in pulsars. *MNRAS*, 412:1870–1880, April 2011.
- [32] A. K. Harding and A. G. Muslimov. Pulsar Polar Cap Heating and Surface Thermal X-Ray Emission. I. Curvature Radiation Pair Fronts. *Astrophys. J.*, 556:987–1001, August 2001.
- [33] A. K. Harding and A. G. Muslimov. Pulsar Polar Cap Heating and Surface Thermal X-Ray Emission. II. Inverse Compton Radiation Pair Fronts. *Astrophys. J.*, 568:862–877, April 2002.
- [34] Z. Misanovic, G. G. Pavlov, and G. P. Garmire. Chandra Observations of the Pulsar B1929+10 and Its Environment. *Astrophys. J.*, 685:1129–1142, October 2008.
- [35] J. Gil, F. Haberl, G. Melikidze, U. Geppert, B. Zhang, and G. Melikidze, Jr. XMM-Newton Observations of Radio Pulsars B0834+06 and B0826-34 and Implications for the Pulsar Inner Accelerator. *Astrophys. J.*, 686:497–507, October 2008.
- [36] B. Posselt, G. G. Pavlov, R. N. Manchester, O. Kargaltsev, and G. P. Garmire. Chandra Observations of the Old Pulsar PSR B1451-68. *Astrophys. J.*, 749:146, April 2012.
- [37] A. De Luca, P. A. Caraveo, S. Mereghetti, M. Negroni, and G. F. Bignami. On the Polar Caps of the Three Musketeers. *Astrophys. J.*, 623:1051–1069, April 2005.
- [38] J. Gil, G. Melikidze, and B. Zhang. X-ray pulsar radiation from polar caps heated by back-flow bombardment. *MNRAS*, 376:L67–L71, March 2007.
- [39] N. I. Storch, W. C. G. Ho, D. Lai, S. Bogdanov, and C. O. Heinke. The Light Curve and Internal Magnetic Field of the Mode-switching Pulsar PSR B0943+10. *Astrophys. J. Lett.*, 789:L27, July 2014.
- [40] R. Turolla and L. Nobili. Pulse Profiles from Thermally Emitting Neutron Stars. *Astrophys. J.*, 768:147, May 2013.
- [41] E. Asseo and D. Khechinashvili. The role of multipolar magnetic fields in pulsar magnetospheres. *MNRAS*, 334:743–759, August 2002.

- [42] A. Szary. Non-dipolar magnetic field at the polar cap of neutron stars and the physics of pulsar radiation. *ArXiv e-prints*, April 2013.
- [43] J. Gil, G. I. Melikidze, and U. Geppert. Drifting subpulses and inner acceleration regions in radio pulsars. *Astron. Astrophys.*, 407:315–324, August 2003.
- [44] J. Gil, G. Melikidze, and B. Zhang. Formation of a Partially Screened Inner Acceleration Region in Radio Pulsars: Drifting Subpulses and Thermal X-Ray Emission from Polar Cap Surface. *Astrophys. J.*, 650:1048–1062, October 2006.
- [45] U. Geppert, J. Gil, and G. Melikidze. Radio pulsar activity and the crustal Hall drift. *MNRAS*, 435:3262–3271, November 2013.
- [46] M. Kramer, A. G. Lyne, J. T. O’Brien, C. A. Jordan, and D. R. Lorimer. A Periodically Active Pulsar Giving Insight into Magnetospheric Physics. *Science*, 312:549–551, April 2006.
- [47] A. Lyne, G. Hobbs, M. Kramer, I. Stairs, and B. Stappers. Switched Magnetospheric Regulation of Pulsar Spin-Down. *Science*, 329:408–, July 2010.
- [48] P. Weltevrede, G. Wright, and S. Johnston. Phase-locked modulation delay between the poles of pulsar B1055-52. *MNRAS*, 424:843–854, August 2012.
- [49] B. Zhang, G. J. Qiao, W. P. Lin, and J. L. Han. Three Modes of Pulsar Inner Gap. *Astrophys. J.*, 478:313–321, March 1997.
- [50] C. Latham, D. Mitra, and J. Rankin. Modal sequencing and dynamic emission properties of an 8-h Giant Metrewave Radio Telescope observation of pulsar B1822-09. *MNRAS*, 427:180–189, November 2012.
- [51] F. P. Gavriil, M. E. Gonzalez, E. V. Gotthelf, V. M. Kaspi, M. A. Livingstone, and P. M. Woods. Magnetar-Like Emission from the Young Pulsar in Kes 75. *Science*, 319:1802–, March 2008.