

EVIDENCE FOR GALAXY DYNAMICS TRACING BACKGROUND COSMOLOGY BELOW THE DE SITTER SCALE OF ACCELERATION

MAURICE H.P.M. VAN PUTTEN¹

¹*Physics and Astronomy, Sejong University
209 Neungdong-ro, Gwangjin-Gu
Seoul 143-747, Korea*

(Received July 1, 2016; Revised September 27, 2016; Accepted September 4, 2018)

Submitted to ApJ

ABSTRACT

Galaxy dynamics probes weak gravity at accelerations below the de Sitter scale of acceleration $a_{dS} = cH$, where c is the velocity of light and H is the Hubble parameter. Low and high redshift galaxies hereby offer a novel probe of weak gravity in an evolving cosmology, satisfying $H(z) = H_0 \sqrt{1 + \omega_m(6z + 12z^2 + 12z^3 + 6z^4 + (6/5)z^5)}/(1+z)$ with baryonic matter content ω_m sans tension to H_0 in surveys of the Local Universe. Galaxy rotation curves show anomalous galaxy dynamics in weak gravity $a_N < a_{dS}$ across a transition radius $r_t = 4.7 \text{ kpc } M_{11}^{1/2} (H_0/H)^{1/2}$ in galaxies of mass $M = 10^{11} M_\odot M_{11}$, where a_N is the Newtonian acceleration based on baryonic matter content. We identify this behavior with a holographic origin of inertia from entanglement entropy, that introduces a C^0 onset across $a_N = a_{dS}$ with asymptotic behavior described by a Milgrom parameter satisfying $a_0 = \omega_0/2\pi$, where $\omega_0 = \sqrt{1-q}H$ is a fundamental eigenfrequency of the cosmological horizon. Extending an earlier confrontation with data covering $0.003 \lesssim a_N/a_{dS} \lesssim 1$ at redshift $z \sim 0$ in Lellie et al. (2016), the modest anomalous behavior in the Genzel et al. sample at redshifts $0.854 \leq z \leq 2.282$ is found to be mostly due to clustering $0.36 \lesssim a_N/a_{dS} \lesssim 1$ close to the C^0 onset to weak gravity and an increase of up to 65% in a_0 .

Keywords: galaxy dynamics — dark energy — dark matter

1. INTRODUCTION

Galaxy dynamics offers a unique view on weak gravitational interactions complementary to cosmology, showing weak gravitational repulsion in surveys of the Local Universe (Riess et al. 1998; Perlmutter et al. 1999) and probes of the Cosmic Microwave Background (CMB) (Ade et al. 2013). At accelerations below the de Sitter scale of acceleration

$$a_{dS} = cH, \quad (1)$$

where c is the velocity of light and H is the Hubble parameter, anomalous behavior is observed in accelerations that exceed Newtonian accelerations a_N based on baryonic matter content inferred from the observed light (Famae & McGaugh 2012). Presently, this is attributed to the presence of additional dark matter, enhancing gravitational attraction, or a modification of Newtonian dynamics, that may include relaxing the equivalence of inertial and gravitational mass associated with accelerations below (1) (Milgrom 1999; Smolin 2017), where inertia varies with acceleration.

The mass of the putative dark matter particle is presently ill-constrained. On cosmological scales, the density Ω_m of cold dark and baryonic matter combined ensures a three-flat Friedmann-Robertson-Walker (FRW) cosmology in the presence of a dark energy density Ω_Λ , satisfying

$$\Omega_\Lambda + \Omega_m = 1, \quad (2)$$

normalized to closure density $\rho_c = 3H^2/8\pi G$, where G is Newton's constant. Clustering of dark matter might be limited to the scale of galaxy clusters, when its mass is extremely light on the order of (van Putten 2015b, 2017a)

$$m_{DM} \lesssim 10^{-30} \text{ eV}. \quad (3)$$

If so, the observed anomalous behavior in galaxy dynamics is different from conventional Newtonian gravitational dynamics by baryonic matter content alone. A remarkable universality of (1) in galaxies across a broad range of surface brightness, in spirals and elliptical galaxies alike (Lelli et al. 2017), points to finite sensitivity to background cosmology.

In this paper, we explain the prevalence of (1) in weak gravitational attraction in galaxy dynamics by perturbations of inertia coevolving with cosmology, here confronted with recent data on galaxy rotation curves covering a broad range of redshift from $z \sim 0$ (McGaugh et al. 2016) to $z \sim 2$ (Genzel et al. 2017).

We recently proposed a holographic origin of inertia emergent from entanglement entropy derived from unitarity of their propagator (van Putten 2015a, 2016, 2017a,b). Quite generally, describing particles by propagators starts with a choice of slicing – a 3+1 foliation of spacetime in terms of Cauchy surfaces of constant coordinate time. In the presence of gravitation, these spacelike hypersurfaces of constant time may have apparent horizons, defined as the outermost marginally trapped surface describing a “frozen light cone” that neither expands or contracts (turning points in surface area, Brewin (1988); York (1989); Wald (1991); Cook & Abrahams (1992); Cook (2000); Thornburg (2007); van Putten (2012)). As space-like intersections of null-surfaces, these horizons are gauge dependent. Equivalently, they are sensitive to the total gravitational field, as a covariant superposition of contributions of matter and acceleration of an observer (e.g Feynman et al. 2003). Examples are the *cosmological horizon* at Hubble radius

$$R_H = \frac{c}{H} \quad (4)$$

in three-flat Friedmann-Robertson-Walker (FRW) cosmologies and apparent horizons surfaces in gravitational collapse signaling black hole formation (e.g Bin 2015; Faraoni et al. 2017). In the absence of matter, apparent horizon surfaces can arise from time-dependent boosts, i.e., in Rindler spacetimes, delineating a chart of Minkowski spacetime by a uniform gravitational field seen by a non-inertial observer at acceleration α . The apparent horizon in Cauchy surfaces normal to the world-line of the accelerating observer is trailing at a constant distance

$$\xi = \frac{c^2}{\alpha}. \quad (5)$$

In 3+1, these charts correspond to a local neighborhood outside the *event horizon* of a Schwarzschild black hole with similar thermodynamic properties (e.g. Dabholkar & Nampuri 2012). These examples have in common apparent

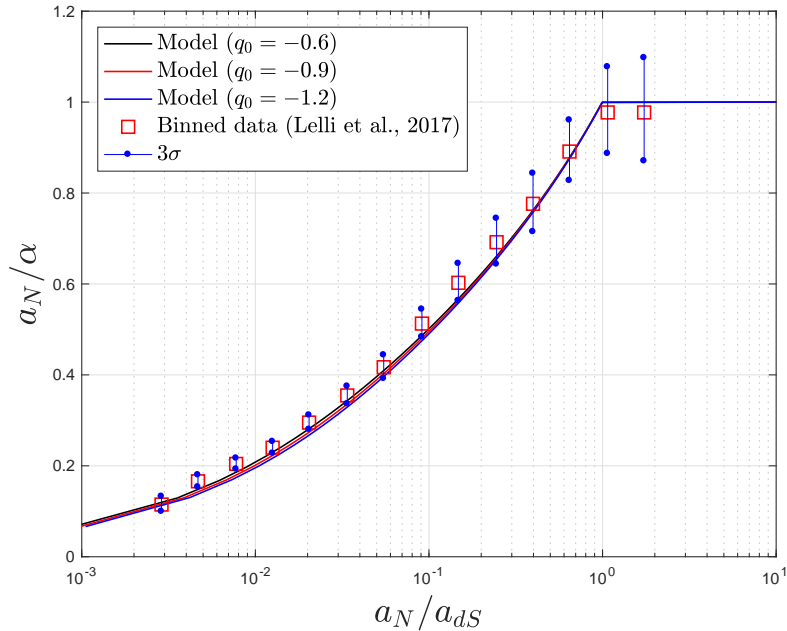


Figure 1. The onset to weak gravity in high resolution galaxy rotation curves appears to be C^0 at Newtonian accelerations $a_N = a_{dS}$. A C^0 onset is expected for inertia m of holographic origin, at collusion of apparent Rindler and cosmological horizons across which m drops below the Newtonian value m_0 . Plotted is $m/m_0 = a_N/\alpha$ as a function of a_N based on baryonic matter content normalized to the de Sitter acceleration a_{dS} . Binned data shown are accompanied by 3σ uncertainties, and continuous curves represent models for various deceleration parameters q_0 with Hubble parameter $H_0 = 73 \text{ km s}^{-1} \text{ Mpc}^{-1}$. (Adapted from van Putten (2017a)).

horizons in Cauchy surfaces, that carry entanglement entropy encoding particles positions at finite temperatures defined by surface gravity.

In FRW cosmologies, Cauchy surfaces of constant cosmic time are bounded by a cosmological horizon. Faced with both (5) and (4) in case of non-inertial observers, inertia from entanglement entropy of the *outermost* (closest to the observer) apparent horizon is perturbed when it collides with the cosmological horizon at accelerations

$$\alpha = a_{dS}. \quad (6)$$

The implied C^0 onset to weak gravity – continuous with discontinuous derivatives – sharply at (6) may be seen in recent high resolution data (Fig. 1) of galaxies at redshifts $z \simeq 0$ of McGaugh et al. (2016); Lelli et al. (2017) ($H_0 = 73 \text{ km s}^{-1} \text{ Mpc}^{-1}$, Lelli et al. (2016)), below which rotation velocities V_c exceed their Keplerian values based on Newtonian acceleration a_N to baryonic mass M_b (van Putten 2017a). For a mass $M_b = 10^{11} M_{11}$, the onset is at a transition radius

$$r_t = 4.7 \text{ kpc } M_{11}^{1/2} (H_0/H)^{1/2}, \quad (7)$$

where $H_0 = H(0)$. In $r < r_t$, gravity is conform Newton's theory. Following a C^0 onset, weak gravity in $r > r_t$ has radial accelerations $\alpha = V_c^2/r$ exceeding a_N traced by light. The asymptotic regime $r \gg r_t$ ($a_N \ll a_{dS}$) is commonly described by empirical relations of Tully & Fisher (1977) or, equivalently, Milgrom (1983).

We here consider sensitivity of weak gravity in galaxies to cosmology over an intermediate range of redshift at accelerations $a_N \lesssim a_{dS}$, recently covered by the sample of galaxy rotation curves of Genzel et al. (2017) at the peak of galaxy formation, when $H(z)$ was about three times the present value H_0 . The results provide an important test of weak gravity as shown in Fig. 1.

§2 describes three-flat Friedmann-Robertson-Walker (FRW) universes with dark energy and a cosmological distribution of cold dark and baryonic matter, Ω_Λ and, respectively, Ω_M . We identify dark energy Λ with the square of a fundamental eigenfrequency of the cosmological horizon, and the resulting cosmological evolution is confronted with heterogeneous data on $H(z)$ covering redshifts $0 < z < 2$, including recent estimates of H_0 in surveys of the Local

Universe. A holographic origin of inertia from entanglement entropy and its implications for weak gravity in galaxy dynamics below the de Sitter scale (1) are given in §3. Based on Lorentz invariance of the cosmological horizon, previous results are generalized to circular orbits encountered in galaxy rotation curves. This model is confronted with data of Genzel et al. (2017) in §4. In §5, we summarize our findings.

2. COSMOLOGICAL EVOLUTION SANS H_0 TENSION

To facilitate an accurate and detailed confrontation with data on sensitivity of galaxy dynamics to background cosmology, we first model cosmologies with accelerated expansion. In the theory of general relativity, which assumes a classical vacuum with no unseen small energy scales, dark energy was originally inferred from a deceleration parameter (Riess et al. 1998; Perlmutter et al. 1999)

$$q = \frac{1}{2}\Omega_M - \Omega_\Lambda < 0, \quad (8)$$

where $q = -\ddot{a}/\dot{a}^2 = -1 + (1+z)H^{-1}(z)H'(z)$ with $a = a_0/(1+z)$ in the FRW line-element

$$ds^2 = -dt^2 + a(t)^2(dx^2 + dy^2 + dz^2) \quad (9)$$

with $H(t) = \dot{a}(t)/a(t)$ in terms of the scale factor $a(t)$ measuring Hubble's law of galaxy velocities proportional to distance subject to (2).

The H_0 tension problem (Freedman 2017) points to a dynamical dark energy (van Putten 2017b), since the relatively high value of H_0 observed in surveys of the Local Universe (Riess et al. 2016) suggests fast evolution in $H(z)$ satisfying

$$H'(0) \simeq 0 \quad (10)$$

rather than $H'(0) > 0$ in Λ CDM.

Recently, we derived a dark energy $\Lambda = 8\pi\rho_\Lambda$ (van Putten 2017a)

$$\Lambda = \omega_0^2, \quad \omega_0 = \sqrt{1-q}H, \quad (11)$$

in cosmological holography in terms of the fundamental eigenfrequency ω_0 of the cosmological horizon, whereby Λ is *small*, *positive* and *dynamic*, pointed to by above mentioned observations. The finite eigenfrequency ($q < 1$, away from a radiation dominated epoch) is a direct consequence of compactness of the phase space of cosmological spacetime, set by the finite area of the cosmological horizon. While early cosmology with (11) is very similar to Λ CDM, late time cosmology is different, marked by a relatively fast evolution of $H(z)$ and $q(z)$. While $q = 1/2$ in the matter dominated era, (11) drives the deceleration to be *twice* the value (8) in Λ CDM. In this cosmology,

$$\Omega_\Lambda = \frac{1}{3}(1-q), \quad \Omega_m = \frac{1}{3}(2+q) \quad (12)$$

with an associated equation of state is $p_\Lambda = w\rho_\Lambda$, between pressure p_Λ and energy density ρ_Λ with $w = (2q-1)/(1-q)$, as opposed to $w \equiv -1$ in Λ CDM.

Specifically, the FRW equations with (11) give a normalized Hubble parameter $h(z) = H/H_0$ with analytical solution

$$h(z) = \sqrt{1 + \omega_m(6z + 12z^2 + 12z^3 + 6z^4 + \frac{6}{5}z^5)}(1+z)^{-1}, \quad (13)$$

enabling a direct confrontation with data $(z, H(z))$ and Λ CDM, $h(z) = \sqrt{1 - \omega_m + \omega_m(1+z)^3}$, over the two parameters (H_0, ω_m) , where $\omega_m = \Omega_m(0)$ denotes the total of cold and baryonic cosmological matter density today.

At high redshift, both (13) and Λ CDM feature $h(z) \sim z^{3/2}$. At low z , their distinct behavior can be expressed in terms of $q(z)$ and $Q(z) = dq(z)/dz$, where $Q_0 = Q(0)$ serves to indicate *fast* evolution characteristic for (10), satisfying $Q_0 = (2+q_0)(1-2q_0) > 2.5$ as opposed to *stiff* evolution in Λ CDM with $Q_0 = (1+q_0)(1-2q_0) \lesssim 1$. Distinct behavior at low z between (13) and Λ CDM can be seen explicitly from their leading order z -expansions

$$h(z) = 1 + (3\omega_m - 1)z + O(z^2), \quad h(z) = 1 + \frac{3}{2}\omega_m z + O(z^2), \quad (14)$$

giving, respectively,

$$H'(0) \simeq 0, \quad H'(0) \simeq 0.5 H_0. \quad (15)$$

for a canonical value $\omega_m \simeq 0.3$. A general Taylor series expansion in (q_0, Q_0)

$$h(z) = 1 + (1 + q_0)z + \frac{1}{2}(Q_0 + q_0(1 + q_0))z^2 + b_3z^3 + \dots \quad (16)$$

has, according to (13) a radius of convergence $R = 1$; for Λ CDM, $R = (1 - \omega_m)/\omega_m - 1 \geq 1$ for $\omega_m \leq 1/3$. In applying (16) for a model independent analysis of data $H(z)$ over some extended redshift range, $R = 1$ implies that results on derivatives $h^{(n)}(z)$ ($n \geq 1$) are valid for $0 \leq z < 1$. This restriction is particularly relevant to graphs of $(q(z), Q(z))$ and their implications for estimates of (q_0, Q_0) at $z = 0$, to be considered further below.

In considering (13), our focus on sensitivity of estimates of H_0 to derivatives $H'(0)$ in (15) is different from consideration of regular perturbations of Λ CDM (e.g. Sievers et al. 2013; Chen et al. 2017; Farooq et al. 2017) and its combinations with Λ CDM analysis of the CMB (Ade et al. 2013; Aubourg et al. 2015) and Baryon Accoustic Oscillations (e.g. Podariu et al. 2001), by comparing fast versus stiff evolution according to (13) and, respectively, Λ CDM.

Currently, $H(z)$ has been measured by various methods over an extended redshift range up to a redshift of about two (Solá et al. 2017; Farooq et al. 2017). Some of these data are not completely independent, which pertains to data from Alam et al. (2016) and Podariu et al. (2001) at intermediate redshifts $0.38 \leq z \leq 0.73$. In what follows, no correction for this interdependence has been made (Farooq et al. 2017). Because of the relatively minor number of data points involved (six), true uncertainties will be slightly greater than those quoted below.

We analyse recently compiled heterogeneous data $\{z_k, H(z_k)\}$ over the extended redshift range $0 < z_k < 2$ that amply covers the domain of convergence of the Taylor series expansion (16). Estimates of cosmological parameters obtain by nonlinear model regression applied to (16), (13) and Λ CDM. The first serves as a model-independent analysis using truncated Taylor series to third and fourth order with no priors on any of the coefficients, to be compared with model fits over H_0 and one of the parameters q_0, Q_0 or ω_m . In the (q, Q) -plane, graphs are plotted covering the data over $0 \leq z < 1$ conform $R = 1$.

Fig. 2 shows results of our fits to data using the MatLab function *fitnml* with weights according to the inverse variance of data (cf. [5,18]) with otherwise default parameter settings. The results demonstrate the mechanism by which Λ CDM obtains relatively low values of H_0 by $H'(z) > 0$ everywhere, relative to H_0 in (13) with $H'(0) \simeq 0$ in fast evolution driven by $\Lambda = \omega_0^2$.

In the (q, Q) -plane, cubic fits are found to point to (13) but not Λ CDM. The same is apparent in a tracking of estimates of $\{H_0, q_0, Q_0\}$ over a running domain $D = [0, z]$ of data ($0 < z < 2$) of cubic fits with (13) but not Λ CDM, shown in Fig. 2.

Table 1 lists estimated values for $D = [0, 2]$ with associated 1σ uncertainties. For the model fits with respect to (H_0, ω_m) , estimated uncertainties for (q_0, Q_0) are derived according to the exact solutions $H(z) = H_0 h(z)$ for (13) and Λ CDM over H_0 and either one of q_0, Q_0 or ω_m .

Table 1. Estimates of $(H_0, q_0, Q_0, \omega_m)$ with 1σ uncertainties by nonlinear model regression applied to the coefficients of the truncated Taylor series (16) of cubic and quartic order, and to (H_0, ω_m) in (13) from $\Lambda = \omega_0^2$ and Λ CDM. H_0 is expressed in units of $\text{km s}^{-1}\text{Mpc}^{-1}$.

model	H_0	q_0	Q_0	ω_m	$h'(0)$
Cubic	74.4 ± 4.9	-1.17 ± 0.34	2.49 ± 0.55	-	-0.17
Quartic	74.5 ± 7.3	-1.18 ± 0.67	2.54 ± 1.99		-0.18
$\Lambda = \omega_0^2$	74.9 ± 2.6	-1.18 ± 0.084	2.37 ± 0.073	0.2719 ± 0.028	-0.18
Λ CDM	66.8 ± 1.9	-0.50 ± 0.060	1.00 ± 0.030	0.3330 ± 0.040	0.5

Table 1 shows a three-fold consistency among model-independent cubic and quartic fits and the model fit to (13). Estimates for Q_0 show the most stringent discrepancy with Λ CDM. Measured by the cubic fit, Λ CDM is inconsistent at 2.7σ .

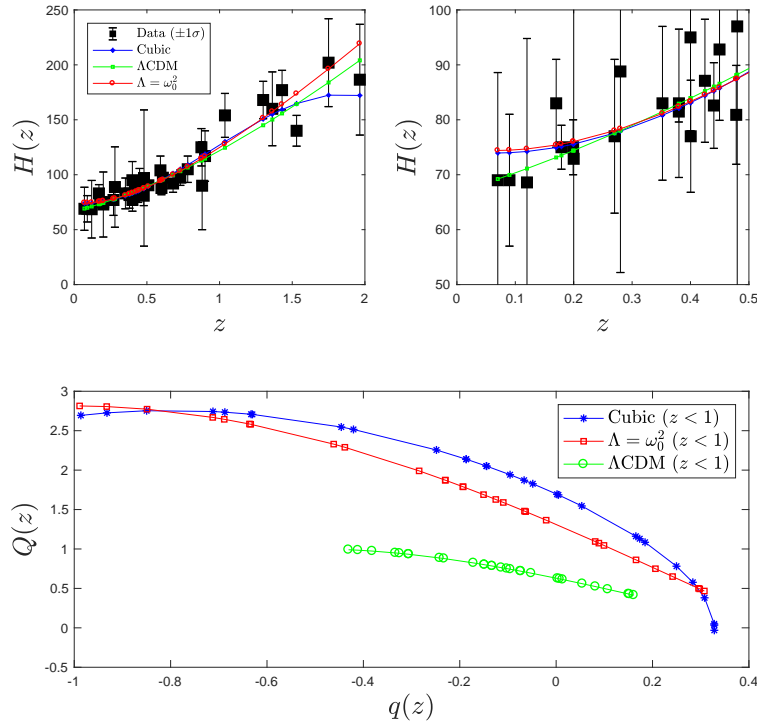


Figure 2. (Top panels.) Fits by nonlinear model regression to a heterogeneous data set $(z_k, H(z_k))$ over $0 < z < 2$ applied to the truncated Taylor series (16), accelerated expansion by $\Lambda = \omega_0^2$ and Λ CDM. The latter two show distinct behavior at z close to zero with $H'(0) \simeq 0$, respectively, $H'(0) > 0$. (Bottom panel.) In the (q, Q) -plane, results for the truncated Taylor series support $\Lambda = \omega_0^2$ but not Λ CDM.

The relatively large value $Q_0 \simeq 2.5$ (van Putten 2015a) reported here is indicative of a near-extremal value of $H(z)$ today. This explains our tension-free estimate of H_0 from cosmological data $\{z_k, H(z_k)\}$ with $H_0 = 73.24 \pm 1.74 \text{ km s}^{-1} \text{ Mpc}^{-1}$ from surveys of the Local Universe [4], *higher* than H_0 in extrapolation to $z = 0$ based on Λ CDM (with $H'(z) > 0$ everywhere). These considerations give quantitative support for the notion that dark energy may be dynamic rather than static. Combined with H_0 for $\Lambda = \omega_0^2$, we obtain

$$H_0 \simeq 73.75 \pm 1.44 \text{ km s}^{-1} \text{ Mpc}^{-1}. \quad (17)$$

3. HOLOGRAPHIC INERTIA IN WEAK GRAVITY

In unitary holography, inertia is of holographic origin emergent from entanglement entropy of an apparent horizon with thermodynamic potential (van Putten 2017a,b)

$$U = mc^2. \quad (18)$$

In a Rindler spacetime at acceleration α , it represents the integral of an entropic force integrated over separations $\xi = c^2/\alpha$ to a horizon, defined by $dU = -T_U dS = T dI_1$, where T_U denotes the Unruh (1976) temperature of the screen and

$$I_1 = 2\pi\varphi \quad (19)$$

the entanglement entropy encoding ξ by total Compton phase. (For a screen enveloping a black hole, (19) reduces to the Bekenstein-Hawking entropy of the event horizon (Bekenstein 1973; Hawking 1975).) Provided that $\xi < R_H$ ($\alpha > a_{dS}$), $U = m_0 c^2$ of the Newtonian inertia m_0 .

Essential to (18) is the *non-local* and *instantaneous* nature of entanglement entropy associated with apparent horizons, defined in Cauchy surfaces of given instances of eigentime, regardless of distances (5). As a response to acceleration, there is no known time delay between inertial reaction forces and acceleration.

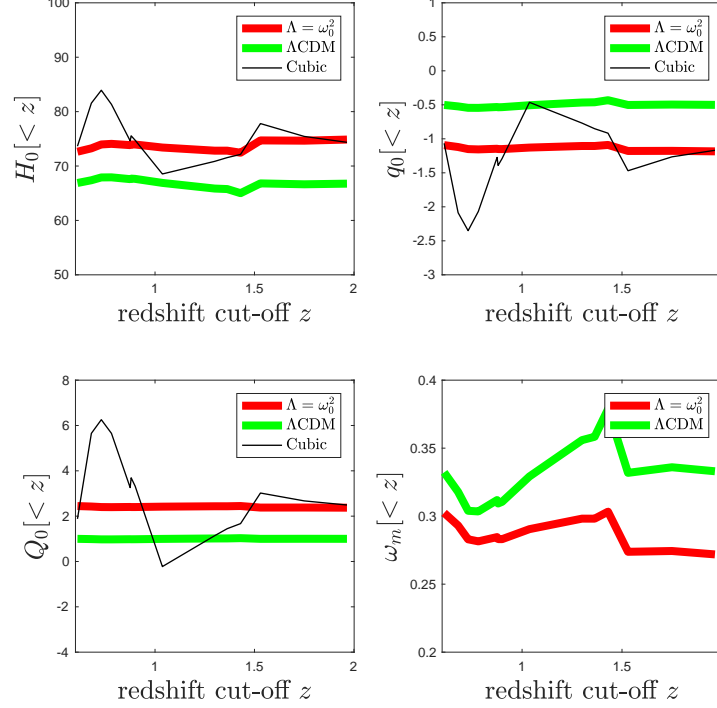


Figure 3. Estimates $(H_0, q_0, Q_0, \omega_m)$ by nonlinear model regression as a function of domain $[0, z]$. For $\{H_0, q_0, Q_0\}$, estimates by model-independent cubic fits (thin black) track model fits by $\Lambda = \omega_0^2$ (thick red) but not Λ CDM (thick green).

In a holographic representation of phase space, additional entanglement entropy resolves particles at finite angular resolution at opening angles $\Omega \simeq \pi\theta^2$ according to $\theta \simeq \lambda_C/r = 2\pi/\Phi$, $\Phi = kr$, i.e., $\Omega/4\pi \simeq \pi/\Phi^2$, where λ_C denotes the Compton wave length. Given $N = (1/4)Al_p^{-2}$ Planck sized surface elements for a screen of area $A = 4\pi r^2$, each element projects out a small fraction of 4π . The associated probability $p = \Omega/4\pi$ defines

$$I_2 = -N \log p = 2\pi k_B r^2 l_p^{-2} \log \Phi \quad (20)$$

(up to an additional term independent of M), implications of which we shall not pursue further here.

The C^0 onset to weak gravity in Fig. 1 at (7) is a consequence of causality, as cosmological horizons impose a bound on charts of accelerating observers giving $U < m_0 c^2$ whenever $\alpha < a_{dS}$. An effective mass ratio $\mu < 1$, not unlike enhanced mobility, is apparent in accelerations that appear anomalously high,

$$\alpha = \sqrt{\mu a_{dS} a_N} \quad (\alpha < a_{dS}). \quad (21)$$

Here, μ is suitably expressed by a momentum average

$$\mu = 2 \langle B(p) \rangle \quad (22)$$

of the ratio $B(p)$ of two dispersion relations, of $\sqrt{k_B^2 T_H^2 + c^2 p^2}$ on the cosmological horizon at temperature $T_H = a/2\pi$ at internal surface gravity $a = \frac{1}{2}(1-q)a_{dS}$ and $\sqrt{\hbar^2 \Lambda + c^2 p^2}$ in 3+1 spacetime within, i.e., $B(p) = \sqrt{k_B^2 T_H^2 + c^2 p^2} / \sqrt{\hbar^2 \Lambda + c^2 p^2}$ with Boltzmann constant k_B and reduced Planck constant \hbar .

A thermal average by a Boltzmann factor $e^{-E/T}$, $E = \sqrt{\hbar^2 \Lambda + c^2 p^2} - \hbar\sqrt{\Lambda}$ gives

$$\langle B(p) \rangle_y = \frac{1}{W} \int_0^\infty \sqrt{\frac{1+x^2}{A+x^2}} e^{-e/y x^2} dx, \quad (23)$$

$A = 16\pi^2/(1-q)$, parameterized by

$$y = y_0 \left(\frac{1-q}{2} \right)^{-\gamma}, \quad y_0 = \frac{a_N}{a_{dS}}. \quad (24)$$

The average (23) is essentially continuous at $y_0 = 1$, i.e.: $2 \langle B(p) \rangle_y \simeq 1$, $y = ((1 - q)/2)^{-\gamma}$, where the empirical value $\gamma = 0.535$ serves to cover the range $-1 \lesssim q \lesssim 0.5$.

In the classical de Sitter limit described by $\Omega_\Lambda = 1$ and $\Omega_M = 0$, the cosmological horizon is a Lorentz invariant: inertial observers, regardless of boost and location, all agree on the same Hubble radius R_H to their cosmological horizons. Since inertia is defined by local (*instantaneous*) curvature of particle trajectories, (6) trivially follows as the condition for a C^0 perturbation according to our previous analysis, after transforming away any instantaneous velocity by a boost. In a non-de Sitter cosmology such as ours, the same still applies in case of circular orbits, as tangential boosts leave invariant spacelike distances in orthogonal, radial directions associated with the orbital radius of curvature. An observer boosted along sees a radial acceleration, like that imparted by a rope or Newtonian gravitational force on a given cosmological background (9). Essential for inertia associated with local curvature of particle trajectories to be emergent is, as mentioned above, its holographic origin in apparent horizons and the non-local and instantaneous nature of entanglement entropy therein.

In galaxy rotation curves of McGaugh et al. (2016), (21) is found to be in agreement covering the onset to weak gravity sharply at (6) down to $\alpha \ll a_{dS}$ (Fig. 1). The latter is described by the empirical baryonic Tully & Fisher (1977) relation, equivalent to Milgrom (1983) law with

$$a_0 = \frac{\omega_0}{2\pi} \quad (\alpha \ll a_{dS}). \quad (25)$$

Fig. 4 shows $a_0(z)$ on the cosmological backgrounds of Table 1. While $H(z)$ varies by a factor of about three over $0 \leq z \leq 2$, $a_0(z)$ varies merely by approximately 50% in case of $\Lambda = \omega_0^2$. Consequently, and especially so for the intermediate range of weak gravity when $a_N/a_{dS} \lesssim 1$, redshift sensitivity of inertia derives in (24) primarily through normalization by a_{dS} .

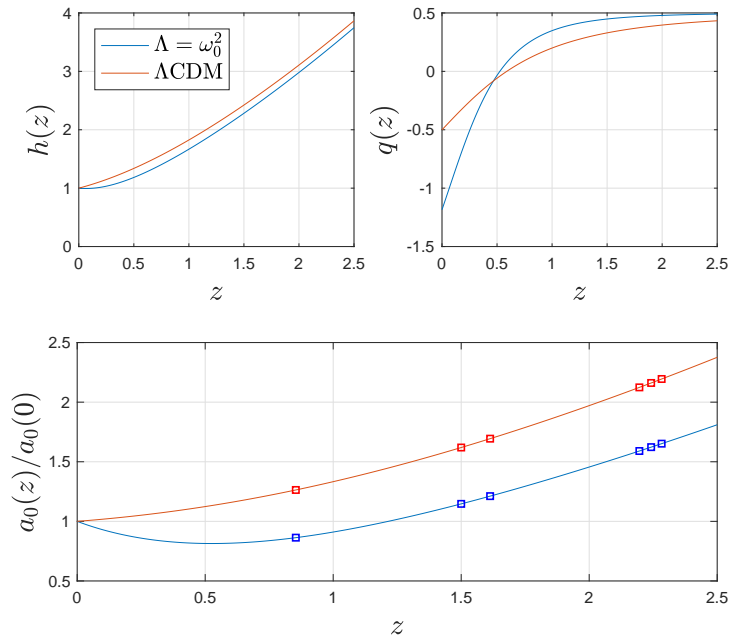


Figure 4. (Top panels.) Following the results of Table 1, shown are $h(z)$, $q(z)$ and Milgrom’s parameter $a_0(z)$ for cosmological evolution by $\Lambda = \omega_0^2$ and Λ CDM. $a_0(z)$ varies only moderately, far less than the change in $H(z)$ by a factor of about three over the redshift range $0 \leq z \leq 2.5$. Squares refer to the location of the galaxies listed in Table 1.

4. WEAK GRAVITY IN ROTATION CURVES AT $Z \sim 2$

Recently, Genzel et al. (2017) reported rotation curves of a sample of six galaxies at intermediate redshifts with rotation velocities V_c reported at a specific radius $R_{1/2}$, as a fit to the H-band half-light radius R_h in a cosmology with $\omega_m = 0.3$ and Hubble parameter $H_0 = 70 \text{ km s}^{-1} \text{ Mpc}^{-1}$ (Table 1).

For a detailed confrontation of (21) with data on spiral galaxies with a total baryonic mass M_b , consisting of a baryonic mass M_{bulge} in the central bulge and a mass $M_b - M_{bulge}$ in stars and gas in an extended disk, we shall use

the following equivalent point mass

$$M'_b = f_a (M_{bulge} + f_b(M_b - M_{bulge})) \quad (26)$$

where $f_b = 1/\chi$ converts (an infinitely thin) disk mass to equivalent point mass (McGaugh 2012) and f_a is the fraction of baryonic mass at $R_{1/2}$ to total mass. In Genzel et al. (2017), Extended Data Fig. 4 on GS4 43501 shows $f_a \simeq 0.6$.

By continuity in the onset to weak gravity at $\alpha = a_{dS}$ (7), we have

$$y_{0,1/2} = \left(\frac{a_N}{a_{dS}} \right)_{1/2} = \left(\frac{r_t}{R_{1/2}} \right)^2 \quad (27)$$

whereby (21) takes the form

$$\frac{\alpha}{a_{dS}} = \sqrt{\mu} \frac{r_t}{R_{1/2}} \quad (28)$$

In weak gravity $\alpha \leq a_{dS}$ away from the asymptotic limit $\alpha \ll a_{dS}$, anomalous behavior in galactic dynamics may be expressed by an apparent dark matter fraction

$$f'_{DM} = \frac{\alpha - a_N}{\alpha}, \quad (29)$$

conform f_{DM} in Genzel et al. (2017). In Table 1, f_{DM} of Genzel et al. (2017) based on $H_0 = 70 \text{ km}^{-1} \text{ s}^{-1} \text{ Mpc}^{-1}$ are not adjusted to our value of $H_0 \simeq 73 \text{ km}^{-1} \text{ s}^{-1} \text{ Mpc}^{-1}$, that would produce slightly higher values by about 4%.

Fig. 5 shows the results on (29). Based on $r_t/R_{1/2}$, the Genzel et al. (2017) probes weak gravity, not the asymptotic regime (25), recently emphasised by Milgrom (2017) and shown here in the lower panel of Fig. 5.

Table 2. Weak gravity analysis on apparent (f'_{DM}) versus observed (f_{DM}) dark matter fractions in rotation curves of the Genzel et al. (2017) galaxies with equivalent central baryonic mass M'_b according to (26) and rotation velocities V_c [km s^{-1}] at radius $R_{1/2}$ [kpc].

Galaxy	M'_b/M_b	$R_{1/2}$	z	$h(z)$	$q(z)$	$a_0(z)/a_0(0)$	$M_{b,11}$	$r_t/R_{1/2}$	μ	f'_{DM}	V_c	f_{DM} (95% cl)
COS4 01351	0.86	7.3	0.854	1.5986	0.0853	0.8632	1.7	0.6351	0.6793	0.2294	276	0.21±0.1
D3a 6397	0.83	7.4	1.500	2.2883	0.2957	1.1468	2.3	0.5812	0.6276	0.2663	310	0.17 (< 0.38)
GS4 43501	0.82	4.9	1.613	2.4246	0.3170	1.2116	1.0	0.5568	0.6040	0.2835	257	0.19 (±0.09)
zC 406690	0.78	5.5	2.196	3.1903	0.3996	1.5902	1.7	0.5424	0.5893	0.2934	301	0 (< 0.08)
zC 400569	0.83	3.3	2.242	3.2531	0.3919	1.6227	1.7	0.9231	0.9377	0.0467	364	0 (< 0.07)
D3a 15504	0.87	6	2.383	3.4537	0.4184	1.6519	2.1	0.5623	0.6997	0.2798	299	0.12 (< 0.26)

Fig. 5 shows general agreement of f'_{DM} and f_{DM} , except for zC 4006690 ($V_c = 301 \text{ km s}^{-1}$). However, its observed rotation curve is strongly asymmetric, that may entail systematic errors different from the remaining galaxies with essentially symmetric rotation curves. Further in light of the agreement of theory with rotation curves of McGaugh et al. (2016) at zero redshift (van Putten 2017a), there appears to be no tension in apparent f'_{DM} and observed f_{DM} in rotation curves over a broad range of redshifts, confirming (7) and the overall sensitivity of galactic dynamics to background cosmology, mostly so to $H(z)$ through normalisation of a_N by a_{dS} .

5. CONCLUSIONS

We report on a probe of weak gravity probed by galaxy dynamics in an evolving background cosmology, of anomalous behaviour over a broad range of accelerations and redshifts, i.e.: $0.003 \lesssim a_N/a_{dS} \lesssim 1$ (Fig. 1) and $0 \lesssim z \lesssim 2.5$ (Fig. 5). We identify an onset at $a_N = a_{dS}$ that appears to be C^0 , pointed to by high resolution data of galaxies about redshift $z \sim 0$ (Fig. 1).

We explain anomalous behaviour with a holographic origin of inertia emergent from entanglement entropy, perturbed at small accelerations in the face of a finite cosmological horizon. Based on Lorentz invariance of the cosmological

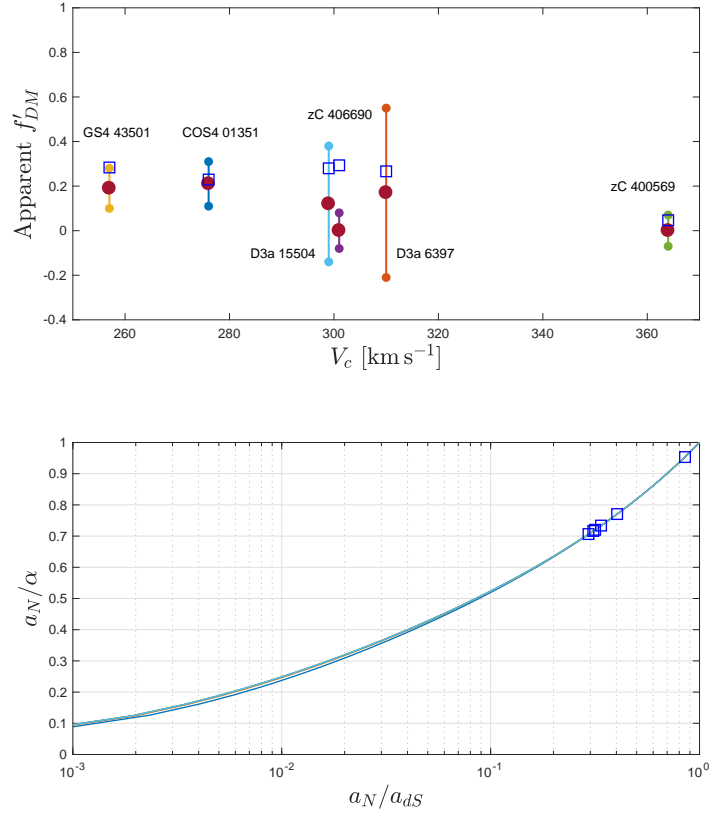


Figure 5. (Upper panel.) Apparent dark matter fractions f'_{DM} (blue squares) based on (21) agree with observational data on f_{DM} except for cZ 406690 ($V_c = 301$ km/s). (Lower panel.) Squares show the clustering of a_N/a_{dS} in the Genzel et al. sample (Table 2) close to the C^0 onset to weak gravity at $a_N/a_{dS} = 1$ (Fig. 1). Continuous lines are model curves, one for each galaxy redshift.

horizon, we apply our theory of inertia in radial motions in Minkowski spacetime to circular motions in galaxy rotation curves in a three-flat cosmological background.

A C^0 onset to weak gravity sharp at $a_N = a_{dS}$ points to a sensitivity of weak gravity to cosmological evolution. Weak gravity is primarily a function primarily of a_N/a_{dS} with a moderate redshift dependence in asymptotic behaviour parameterised by $a_0(z)$, limited to 65% for the intermediate redshift range considered here, even as $H(z)$ varies by a factor of about three.

For a cosmology with $\Lambda = \omega_0^2$ favoured by Table 1, $a_0(0) \simeq 1.66 \times 10^{-8} \text{cm s}^{-2}$ in (25) is consistent with data (Fig. 1), but appears to be somewhat higher than early estimates of $a_0(0) \simeq 1.2 \times 10^{-8} \text{cm s}^{-2}$ as averages of samples with considerable scatter (Begeman et al. 1991) or best-fit estimates using interpolation functions (e.g. Famae & McGaugh 2012) with systematic uncertainties of $\sim 20\%$ (McGaugh et al. 2016). Perhaps this also reflects our modeling of weak gravity by $2 < B(p) >_y$, whose C^0 onset is ignored in canonical smooth interpolations of data and whose converge to $\alpha = \sqrt{a_0 a_N}$ by $\alpha = \sqrt{a_0 a_N}(1 + O(x))$ ($x = a_N/a_0 \ll 1$) is faster than by $\alpha = \sqrt{a_0 a_N}(1 + O(\sqrt{x}))$ obtained with canonical interpolation functions. A detailed study of this discrepancy will be pursued elsewhere.

While current rotating curve data show remarkable improvements in resolution, they remain inadequate to meaningfully constrain $q(z)$ directly by $a_0(z)$ through (25) at any particular redshift z at accelerations $\alpha \ll a_{dS}$. Even so, the broad redshift range covered by the galaxies at $z \sim 0$ (Fig. 1) and $z \sim 2$ (Fig. 5) strongly support a moderate variation of a_0 (Milgrom 2017), here identified with a relatively flat behaviour of $\omega_0(z) = \sqrt{1 - q(z)}H(z)$ in (25).

A C^0 onset to weak gravity is a specific prediction of holographic inertia. This type of onset is at odds with any smooth distribution of dark matter clustering on galactic scales. Instead, we propose the putative dark matter particle to be extremely light (3), allowing clustering on the scale of galaxy clusters but not individual galaxies.

Acknowledgements. The author gratefully acknowledges constructive comments from R.H. Sanders, which greatly improved presentation of this manuscript. This research is supported in part by the National Research Foundation of Korea (No. 2015R1D1A1A01059793 and 2016R1A5A1013277).

REFERENCES

- Aubourg, S. Bailey, J.E. Bautista, et al., 2015 *PhRvD*, **92**, 123516
- Ade, P.A.R., Aghanim, N., Alves, M.I.R., et al., 2014, *A&A*, 571, A1; Planck Collaboration XVI 2014, *A&A*, 571, A16
- Alam, S., et al., 2016, arXiv:1607.03155
- Begeman, K.G., Broeils, A.H., & Sanders, R.H., 1991, *MNRAS*, 249, 523
- Bekenstein, J.D., 1973, *Phys. Rev. D* 7, 2333
- Binétruy, P., & Helou, A., 2015, *Class. Quant. Grav.*, 32, 205006
- Brewin, L., *Phys. Rev. D* 38, 3020 (1988)
- Chen, Y., Kumar, S., & Ratra, B., 2017, *ApJ*, **835**, 835
- Cook, G.B., and Abrahams, A.M., *Phys. Rev. D* 46, 702(1992).
- Cook, G.B., *Living Rev. Relativity* 3, 5 (2000), <http://www.relativity.livingreviews.org/Articles/lrr-2000-5>.
- Dabholkar, A., & Nampuri, S., 2012, *Strings and Fundamental Physics*, Lecture Note Series, 851, Springer-Verlag, p.165-232
- Famae, G., & McGaugh, S.S., 2012, *Liv. Rev. Rel.*, 1
- Faraoni, V., Ellis, G.F.R., Firouzjaee, J.T., et al., 2017, *Phys. Rev. D*, 95, 024006
- Farooq, O., Madiyar, F.R., Crandall, S., & Ratra, B., 2017, *ApJ*, **835**, 26
- Feynman, R.P., Moringo, F.B., & Wagner, W.G., 2003, *Feynman Lectures on Gravitation*, Westview Press, §7.1-2
- Freedman, W.L., 2017, *Nature Astron.*, **1**, 0121
- Genzel, R., Förster Schreiber, N.M., Übler, H., et al., 2017, *Nature*, 543, 397
- Hawking, S., 1975, *Commun. Math. Phys.* 43, 199; Wald, R.M., *Commun. Math. Phys.*, 1975, 45, 9
- Hubble, E., 1929, *Proc. Nat. Acad. Sci.*, **15**, 168
- Lelli, F., McGaugh, S.S., & Schombert, J.M., 2016, *Astron. J.*, 152, 157
- Lelli, F., McGaugh, S.S., Schombert, J.M., & Pawlowski, M.S., 2017, *ApJ*, 836, 152
- McGaugh, S.S., 2012, *ApJ*, 143, 40
- McGaugh, S.S., Lelli, S., & Schombert, J.M., 2016, *Phys. Rev. Lett.*, 117, 201101
- Perlmutter, S., et al., 1999, *ApJ*, 517, 565
- Riess, A., et al., 1998, *ApJ*, 116, 1009
- Riess, A.G., Macri, L.M., Hoffmann, S.L., Scolnic, D., Stefano, C., et al., 2016, *ApJ*, 826, 56
- Milgrom, M., 1983, *ApJ* 270, 365
- Milgrom, 1999, M., *Phys. Lett. A* 253, 273
- Milgrom, M., 2017, arXiv:1703.06110v2
- Podariu, S., Souradeep, T., Richard, G.J. III, Ratra, B., & Vogeley, M.S., 2001, *ApJ*, **559**, 9
- Sievers, J.L., Hlozek, R.A., Nolta, M.R., 2013, et al. *JCAP*, **1310**, 060
- Smolin, L., 2017, arXiv:1704.00780
- Solà, J., Gómez-Valent, A., & de Cruz Pérez, J., 2017, *ApJ*, **836**, 43
- Tully, R.B., & Fisher, J.R., 1977, *Astron. Astrophys.* 54, 661
- Unruh, W. G. 1976, *PhRvD*, 14, 870
- van Putten, M.H.P.M., 2012, *Phys. Rev. D*, 2012, 064046
- van Putten, M.H.P.M., 2015a, *IJMP*, 24, 1550024
- van Putten, M.H.P.M., 2015b, *MNRAS*, 405, L48
- van Putten, M.H.P.M., 2016, *ApJ*, 824, 43
- van Putten, M.H.P.M., 2017a, *ApJ*, 837, 22
- van Putten, M.H.P.M., 2017b, *MPLA*, 32, 1730019
- R. M. Wald and V. Iyer, *Phys. Rev. D* 44, R3719 (1991).
- J. Thornburg, *Living Rev. Relativity* 10, 7 (2007), <http://relativity.livingreviews.org/Articles/lrr-2007-3>.
- J. W. York, in *Frontiers in Numerical Relativity*, edited by C. R. Evans, L. S. Finn, and D. W. Hobill (Cambridge University Press, Cambridge, 1989).