

Magnon cotunneling through a quantum dot

Lukasz Karwacki*

Faculty of Physics, Adam Mickiewicz University, ul. Umultowska 85, 61-614 Poznań, Poland

I consider a single-level quantum dot coupled to two reservoirs of spin waves (magnons). Such systems have been studied recently from the point of view of possible coupling between electronic and magnonic spin currents. However, usually weakly coupled systems were investigated. When coupling between the dot and reservoirs is not weak, then higher order processes play a role and have to be included. Here I consider cotunneling of magnons through a spin-occupied quantum dot, which can be understood as a magnon (spin) leakage current in analogy to leakage currents in charge-based electronics. Particular emphasis has been put on investigating the effect of magnetic field and temperature difference between the magnonic reservoirs.

I. INTRODUCTION

Recently one can observe an increasing interest in magnons as possible information carriers for electronic applications. This interest has led to the emergence of spin caloritronics and magnon spintronics, aimed at search for the possibility of generating and manipulating magnons via a temperature gradient¹⁻⁸. One of the most widely used materials as a source of magnons is yttrium-iron garnet (YIG)³. An important advantage of this material is its very low Gilbert damping factor, and thus a long propagation length of magnons, even at room temperatures⁹. Some magnon-based information processing components, like multiplexers or transistors^{10,11}, have been already realized experimentally. Moreover, further devices like spin Seebeck diodes have been proposed^{12,13}. However, the fully magnon-based electronic components are still far from implementation on a larger scale. Currently the most important research direction is focused on hybrid electron and magnon based devices. The important issues that arise in applications and theoretical considerations are the problem of interface between insulating and metallic layers, conversion of spin to charge (and vice versa) currents and choice of quantization axis for noncollinearly magnetized electrodes¹⁴⁻¹⁹.

One of convenient systems to study the above mentioned processes is a quantum dot connected to two magnonic reservoirs. This is because quantum dot based systems allow for a relatively easy control of single particle transport by external gates. Recently, quantum dot based heat engines have been proposed²⁰⁻²⁹, where the temperature gradient has been shown to drive electron and magnon currents or phonon-assisted and magnon-assisted electron currents. The considerations, however were usually limited to the lowest-order processes, i.e. sequential transport of magnons through quantum dots. Such an approximation is reasonable when coupling between the dot and magnonic reservoirs is small. For a stronger coupling (or when sequential transport is suppressed), one needs to take into account also higher order processes. In this paper I consider magnon transport in two distinct regimes: (i) when both sequential and cotunneling processes contribute to the total magnon transport, and (ii) when sequential transport is forbid-



FIG. 1: Schematic representation of the system considered in this paper. A single-level quantum dot (QD) occupied by either spin \uparrow or spin \downarrow electron is coupled to two magnetic insulators (L,R). The insulating leads are also referred to as magnonic reservoirs. The corresponding coupling strengths are J_L and J_R .

den, while magnons can flow through the quantum dot due to elastic cotunneling processes. The latter processes can be considered as magnon leakage. In Section 2 I introduce the model and describe the T-Matrix method used to obtain the magnon currents in both considered situations. Numerical results based on this analysis are presented and discussed in Section 3, while final conclusions are summarized in Section 4.

II. THEORETICAL DESCRIPTION

A. Model

The model system studied in this paper is presented schematically in Fig. 1. It is based on a single-level quantum dot which is coupled to two insulating magnetic contacts (reservoirs of magnons). One of the best materials for the magnonic reservoirs might be YIG (yttrium-iron garnet) ferrimagnet due to its very low magnetic damping, and thus long spin-wave lifetime³.

The system can be described by a general Hamiltonian of the form,

$$H = H_{\text{QD}} + H_{\text{mag}} + H_{\text{mag}}^t \quad (1)$$

The first term describes the quantum dot and is assumed

in the Anderson form,

$$H_{\text{QD}} = \sum_{\sigma} \varepsilon_{d\sigma} d_{\sigma}^{\dagger} d_{\sigma}, \quad (2)$$

where $\varepsilon_{d\sigma} = \varepsilon_d - \hat{\sigma} g \mu_B B / 2$ is the dot's level energy, whose degeneracy is lifted by an external magnetic field B (ε_d is the bare dot's level energy). Here, g is the Landé factor for the dot, μ_B is the Bohr magneton, while $\hat{\sigma} = +(-)$ for $\sigma = \uparrow(\downarrow)$. Note, the positive magnetic field B is opposite to the axis z .

The magnetic Hamiltonian,

$$H_{\text{mag}} = \frac{1}{2} \sum_{\alpha, i, \delta} J_{\alpha}^{\text{ex}} \mathbf{S}_{\alpha, i} \cdot \mathbf{S}_{\alpha, i+\delta} - g_m \mu_B B \sum_{\alpha, i} S_{\alpha, i}^z, \quad (3)$$

describes exchange-coupled localized spins, where J_{α}^{ex} is the exchange integral and g_m the Landé's g -factor of magnetic electrodes, and $\mathbf{S}_{\alpha, i} = (S_{\alpha, i}^x, S_{\alpha, i}^y, S_{\alpha, i}^z)$ is the spin of i th site in the electrode α . Symbol δ in the sum denotes position of the nearest neighbor of i th spin. Moreover, it is assumed that the spins are coupled ferromagnetically, i.e. $J_{\alpha} < 0$, and g_m is identical in both electrodes.

Performing Fourier transform of the above Hamiltonian and introducing the spin ladder operators $S_{\alpha \mathbf{q}}^{\pm} = S_{\alpha \mathbf{q}}^x \pm i S_{\alpha \mathbf{q}}^y$ one can apply Holstein-Primakoff transformation. It consists of expressing spin operators with creation and annihilation operators that obey bosonic commutation rules. The spin operators can be expressed as³⁰:

$$S_{\alpha \mathbf{q}}^{+} = \hbar \sqrt{2S_{\alpha}} \sqrt{1 - \frac{a_{\alpha \mathbf{q}}^{\dagger} a_{\alpha \mathbf{q}}}{2S_{\alpha}}} a_{\alpha \mathbf{q}} \approx \hbar \sqrt{2S_{\alpha}} a_{\alpha \mathbf{q}}, \quad (4a)$$

$$S_{\alpha \mathbf{q}}^{-} = \hbar \sqrt{2S_{\alpha}} a_{\alpha \mathbf{q}}^{\dagger} \sqrt{1 - \frac{a_{\alpha \mathbf{q}}^{\dagger} a_{\alpha \mathbf{q}}}{2S_{\alpha}}} \approx \hbar \sqrt{2S_{\alpha}} a_{\alpha \mathbf{q}}^{\dagger}, \quad (4b)$$

$$S_{\alpha \mathbf{q}}^z = S_{\alpha} - a_{\alpha \mathbf{q}}^{\dagger} a_{\alpha \mathbf{q}}, \quad (4c)$$

where S_{α} is the total spin in electrode α . In the approximation it was assumed that the deviation from spin S_{α} is small.

Under the transformation introduced above, magnon Hamiltonian H_{mag} takes the form

$$H_{\text{mag}} = \sum_{\alpha \mathbf{q}} \epsilon_{\mathbf{q}} a_{\alpha \mathbf{q}}^{\dagger} a_{\alpha \mathbf{q}}, \quad (5)$$

where $\epsilon_{\mathbf{q}}$ is the spin wave energy (assumed equal in both reservoirs) for the wavevector \mathbf{q} , which is given by the formula (see eg. Ref.³¹) $\epsilon_{\mathbf{q}} = 2SJ \sum_{\delta} [1 - \cos(\mathbf{q} \cdot \mathbf{r}_{\delta})] + g_m \mu_B B$, with \mathbf{r}_{δ} denoting vectors to nearest neighbors, S and J standing for the localized spin number and exchange constant, and g_m being the Lande factor of the magnetic electrodes. Note, multimagnon processes are neglected in this approximation.

Finally, the term $H_{\text{mag}}^{\text{t}}$ can be written as

$$H_{\text{mag}}^{\text{t}} = \sum_{\alpha \mathbf{q}} j_{\alpha \mathbf{q}} a_{\alpha \mathbf{q}}^{\dagger} d_{\uparrow}^{\dagger} d_{\downarrow} + \text{H.c.}, \quad (6)$$

where $j_{\alpha \mathbf{q}}$ generally depends on the distribution of interfacial spins and also on coupling between these spins and the quantum dot. The explicit form of $j_{\alpha \mathbf{q}}$ is not required here as this coupling will be treated as a phenomenological parameter (see below).

B. Method

In order to calculate magnon leakage current I employ the T-Matrix method to obtain terms up to the second-order in Pauli's Master equation^{32,33},

$$\begin{aligned} T &= T^{(1)} + T^{(2)} + \dots \\ &\approx H_T + H_T \frac{1}{E_i - H_0} H_T, \end{aligned} \quad (7)$$

where E_i is the energy of the initial state, H_T denotes the perturbation term ($H_{\text{mag}}^{\text{t}}$ in our case), and H_0 is the unperturbed Hamiltonian of the system (Hamiltonian (1) with the term $H_{\text{mag}}^{\text{t}}$ neglected in our case).

In the sequential tunneling case, i.e., when only term $T^{(1)}$ is taken into account, occupation probabilities P_i of the dot can be derived from the master equation which takes the form

$$\dot{P}_n = \sum_m (W^{mn} P_m - W^{nm} P_n), \quad (8)$$

where W^{nm} is the transition rate from the dot's state $|n\rangle$ to the state $|m\rangle$. This transition rate is given by the Fermi's golden rule as

$$W^{nm} = \frac{2\pi}{\hbar} \sum_{if} |\langle f | T^{(1)} | i \rangle|^2 \delta(E_f - E_i), \quad (9)$$

where $|i\rangle$ and $|f\rangle$ are the initial and final state of the system, respectively. This equation leads to the appearance of magnon populations in the magnonic reservoirs, $\langle a_{\alpha \mathbf{q}}^{\dagger} a_{\alpha \mathbf{q}} \rangle \equiv n_{\alpha}^{+}(\varepsilon_{\alpha \mathbf{q}})$, which are determined by the Bose-Einstein distribution $n_{\alpha}^{+}(\varepsilon) = 1 / [\exp(\varepsilon / k_B T_{\alpha}) - 1] = n_{\alpha}^{-}(\varepsilon) - 1$.

The sequential contribution to total magnon current that flows through the dot can be calculated from the formula $j_{\text{mag}}^{(seq)} = j_{\text{mag},L}^{(seq)} - j_{\text{mag},R}^{(seq)}$, where contribution $j_{\text{mag},\alpha}^{(seq)}$ for transport between electrode $\alpha = L, R$ and the dot is expressed as follows

$$j_{\text{mag},\alpha}^{(seq)} = -\hbar (P_{\uparrow} W_{\alpha}^{\uparrow\downarrow} - P_{\downarrow} W_{\alpha}^{\downarrow\uparrow}). \quad (10)$$

In the above expression $W_{\alpha}^{\uparrow\downarrow}$ and $W_{\alpha}^{\downarrow\uparrow}$ are the transition rates between states $|\uparrow\rangle$ and $|\downarrow\rangle$ for magnon transfer between electrode α and the dot, while P_{\uparrow} and P_{\downarrow} denote probabilities that the quantum dot is in state $|\uparrow\rangle$ and $|\downarrow\rangle$, respectively.

Consider now the second-order processes. The cotunneling rate can be obtained from Eq. (7) and the Fermi's golden rule,

$$\Gamma_{\alpha \rightarrow \alpha'}^{mn} = \frac{2\pi}{\hbar} \sum_{if} |\langle f | T^{(2)} | i \rangle|^2 \delta(E_f - E_i), \quad (11)$$

where α, α' denote different electrodes (emitter and absorber of a magnon) and m, n are initial and final states of the dot, with $m = n$ in the case of elastic cotunneling considered in this paper.

Let us consider the magnon cotunneling through a quantum dot occupied with an electron with spin σ . The magnon current flowing between the electrodes can be understood as a magnon leakage current, that can play a significant role in such a device in the strong coupling regime. This process can be understood as follows: when a spin- σ electron resides on the dot, the dot can either emit or absorb a magnon from electrode α . This process is associated with a flip of the dot's initial spin. However, this spin can flip back to its initial state simultaneously absorbing or emitting a magnon further into the electrode α' . The final state of such a transition can be written down as:

$$|f\rangle = a_{L\mathbf{q}} a_{R\mathbf{q}'}^\dagger |i\rangle. \quad (12)$$

The cotunneling magnon current through the quantum dot can be expressed as,

$$j_{mag,\sigma}^{(cot)} = -\hbar P_\sigma (\Gamma_{L\rightarrow R}^{\sigma\sigma} - \Gamma_{R\rightarrow L}^{\sigma\sigma}), \quad (13)$$

where the cotunneling rate is given by the formula:

$$\Gamma_{L\rightarrow R}^{\sigma\sigma} - \Gamma_{R\rightarrow L}^{\sigma\sigma} = \frac{1}{\hbar} J_L J_R \int_D d\varepsilon \frac{n_L^+(\varepsilon) - n_R^+(\varepsilon)}{(\varepsilon - \varepsilon_{\bar{\sigma}\sigma})^2}, \quad (14)$$

where $\varepsilon_{\bar{\sigma}\sigma} = \varepsilon_{\bar{\sigma}} - \varepsilon_{\sigma}$, $J_{L,R} = 2\pi \langle |j_{\mathbf{q}L,R}| \rangle \rho_\alpha$ stand for the effective coupling parameters with ρ_α being density of states in insulating electrodes, and D denotes that the integration is over the magnon band of a finite width.

In contrast to a previous work²⁹, a finite width of the magnon band is assumed, which is more realistic on one side and also is required when considering magnon cotunneling processes. Note, that the spin splitting of the dot level and also exact position of the magnon bottom band edge grow linearly with increasing magnetic field.

In order for sequential transport to occur, magnon energy has to obey inequality $E_{mag} \leq g\mu_B B$, where $E_{mag} = g_m \mu_B B + D_0$. Here, $g_m = \gamma g$ is the g -factor of magnonic reservoir assumed proportional to the g -factor of quantum dot (with γ being the proportionality constant) and D_0 is the bottom edge of the magnon band for $B = 0$ (e.g. due to a magnetic anisotropy). From this follows, that there is a critical magnetic field B_c for sequential processes to occur,

$$g\mu_B B_c = \frac{D_0}{1 - \gamma}, \quad (15)$$

Note that when both g -factors are equal, i.e. $\gamma = 1$, no sequential transport can occur. More generally, no sequential transport can occur for $B < B_c$.

When calculating the cotunneling contribution to magnon current, one encounters a singularity at $\varepsilon = \varepsilon_{\bar{\sigma}\sigma}$ for $B > B_c$, so one has to calculate the so-called

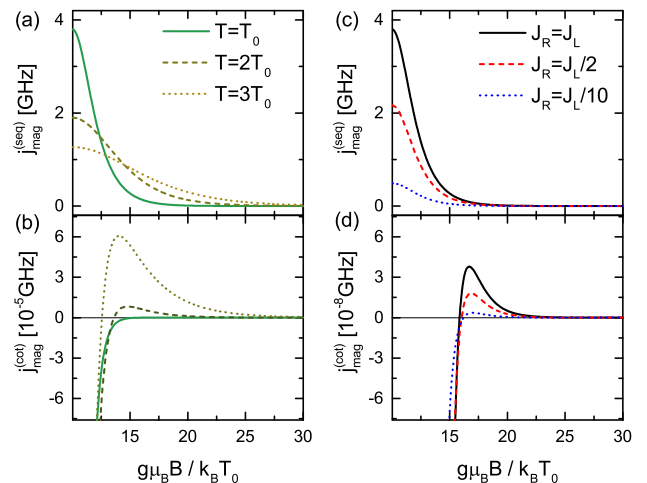


FIG. 2: Sequential contribution to magnon current, $j_{mag}^{(seq)}$, and cotunneling contribution to magnon current, $j_{mag}^{(cot)}$, as a function of magnetic field $g\mu_B B$ for indicated values of the average temperature T of magnon reservoirs [(a) and (b)], and for indicated values of the coupling parameter J_R [(c) and (d)]. Other parameters (unless otherwise specified in figure): $\Delta T = T_0$, $J_L = J_R = 0.1k_B T_0$, $T = T_0$, $\gamma = 0.9$, $D_0 = k_B T_0$, and $k_B T_0 = 0.1$ meV.

Hadamard (\mathcal{H}) finite part of the appropriate integral, defined as:

$$\mathcal{H} \int_D d\varepsilon \frac{n_L^+(\varepsilon) - n_R^+(\varepsilon)}{(\varepsilon - \varepsilon_{\bar{\sigma}\sigma})^2} = \frac{d}{d\varepsilon_{\bar{\sigma}\sigma}} \mathcal{C} \int_D d\varepsilon \frac{n_L^+(\varepsilon) - n_R^+(\varepsilon)}{\varepsilon - \varepsilon_{\bar{\sigma}\sigma}}, \quad (16)$$

where \mathcal{C} denotes the Cauchy's principal part.

III. NUMERICAL RESULTS

In this section numerical results on magnon transport in the system under consideration are shown. The focus is on the influence of magnetic field B and difference ΔT in temperatures of the two magnonic reservoirs on the sequential and cotunneling magnon currents. Especially interesting is the case of magnetic field below the critical field B_c , when only cotunneling processes can occur. In the following I assume $\gamma = 0.9$ and the magnon band edge (due to anisotropy) $D_0 = k_B T_0$.

A. Case of both sequential and cotunneling currents ($B > B_c$)

Firstly, the case when both sequential and cotunneling processes contribute to the magnon current is considered. This means that the magnetic field B is larger than the critical magnetic field B_c corresponding to the assumed values of γ and D_0 . It is assumed that the dot is initially prepared in one of the two spin states, $|\uparrow\rangle$ or $|\downarrow\rangle$. Such a single-electron state is required in order

to mediate magnon transport between the two magnonic reservoirs.

Transport of magnons through the dot does not change its charge state, so the dot remains singly occupied and only its spin state can vary due to magnon sequential processes. The corresponding stationary occupation probabilities, P_\uparrow and P_\downarrow , can be found from equation (8) which can be expressed in matrix form,

$$\widetilde{\mathbf{W}}\mathbf{P} = \mathbf{0}, \quad (17)$$

with $\mathbf{0}$ being vector of zeros. Additionally, a probability conservation, $P_\uparrow + P_\downarrow = 1$, is taken into account. Since the cotunneling processes are elastic and the corresponding changes in the spin state of the dot are only virtual, the probabilities depend only on sequential tunneling rates. To solve this equation matrix $\widetilde{\mathbf{W}}$ is necessary, which in the case under consideration acquires the form

$$\widetilde{\mathbf{W}} = \frac{1}{\hbar} \sum_{\alpha} \begin{bmatrix} -J_{\alpha}n_{\alpha}^{+} & J_{\alpha}n_{\alpha}^{-} \\ J_{\alpha}n_{\alpha}^{+} & -J_{\alpha}n_{\alpha}^{-} \end{bmatrix} \xi(|g\mu_B B|), \quad (18)$$

where

$$\xi(|g\mu_B B|) = \begin{cases} 0 & g\mu_B B < g\mu_B B_c \\ 1 & g\mu_B B \geq g\mu_B B_c \end{cases}. \quad (19)$$

The above function $\xi(|g\mu_B B|)$ introduces dependence of the sequential processes on the critical magnetic field derived in previous section.

In Fig. 2(a) and (b) the sequential and cotunneling currents as a function of external magnetic field B for indicated values of the average temperature T of magnetic reservoirs are shown. Since sequential magnon transport has been described in more detail elsewhere²⁹, only the most important aspects of sequential magnon transport are highlighted and focus is rather on the cotunneling contribution to transport.

Magnon current flows from the electrode with higher temperature to the one with lower temperature. An individual sequential process changes state of the dot from $|\sigma\rangle$ to $|\bar{\sigma}\rangle$. The maximum of sequential current corresponds to low-energetic magnons, i.e., $\varepsilon = g\mu_B B \approx g\mu_B B_c$, where according to Bose-Einstein distribution the average number of magnons is the largest. With the increase in Zeeman splitting of the quantum dot's energy level, only highly energetic magnons contribute to transport. When average temperature T of the magnonic reservoirs increases (with the temperature difference ΔT of the reservoirs kept constant), the maximal magnon current (corresponding to the low-energetic magnons) decreases.

According to Fig. 2(b), the cotunneling current is few orders of magnitude smaller, and also behaves differently with magnetic field. Note, Fig. 2 corresponds to $B > B_c$. If $g\mu_B B > 10k_B T_0$ the cotunneling current increases until it reaches a maximum. In contrast to the sequential magnon current, maximal value of the cotunneling

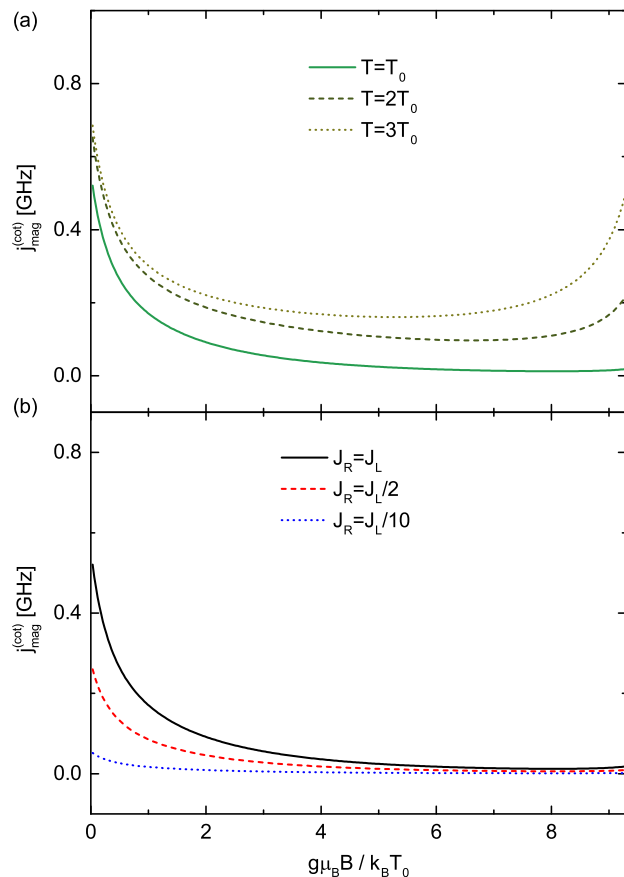


FIG. 3: Cotunneling contribution to magnon current, $j_{mag}^{(cot)}$, as a function of magnetic field $g\mu_B B$ for indicated values of the average temperature T of reservoirs and of the coupling parameter J_R . Other parameters (unless otherwise specified in figure): $J_L = J_R = 0.1k_B T_0$, $T = T_0$, $\gamma = 0.9$, $D_0 = k_B T_0$, and $k_B T_0 = 0.1$ meV.

current increases with the increasing average temperature of the reservoirs. This results from the fact, that higher temperature leads to a larger number of spin wave excitations in the electrodes and, thus, the difference $n_L^+(\varepsilon) - n_R^+(\varepsilon)$ also increases. Note, the total magnon current is positive, though in some range of magnetic field the cotunneling contribution is negative. Increasing coupling asymmetry, on the other hand, results in a decrease in both sequential and cotunneling currents, as shown in Fig. 2(c) and (d).

B. Case of suppressed sequential transport ($B < B_c$)

Now consider the situation when magnetic field is below the critical value, which means that the energy matching for sequential transport cannot be obeyed. However, a small leakage current can flow through the system due to magnon cotunneling. It is assumed that

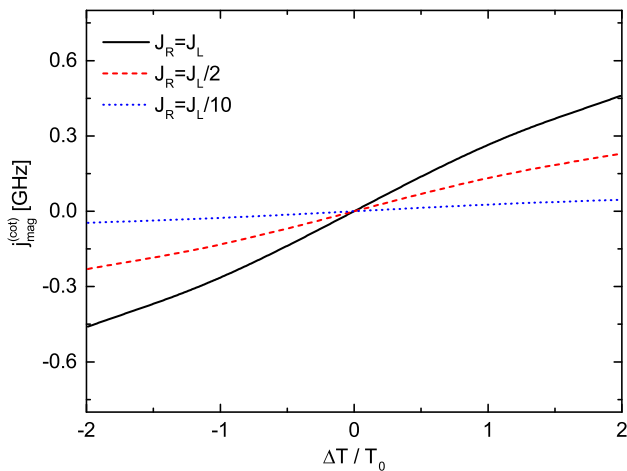


FIG. 4: Cotunneling contribution to magnon current, $j_{mag}^{(cot)}$, as a function of reservoir temperature difference ΔT for indicated values of coupling parameter J_R . Other parameters (unless otherwise specified in figure): $T = T_0$, $g\mu_B B = k_B T_0/2$, $\gamma = 0.9$, $D_0 = k_B T_0$, and $k_B T_0 = 0.1$ meV.

the $|\uparrow\rangle$ and $|\downarrow\rangle$ spin states of the dot are equally probable, and these probabilities are constant due to absence of sequential transport.

In this regime, the cotunneling magnon current, shown as a function of magnetic field in Fig. 3, changes rapidly for small magnetic fields, i.e. $B \approx 0$, and when the field B approaches the critical magnetic field, $B = B_c$. This follows from the Bose-Einstein distribution function. When the average temperature of both reservoirs increases, see Fig. 3(a), there is an increase in cotunneling magnon current, similarly as in the case described in the previous section, i.e. higher temperature leads to a larger difference $n_L - n_R$.

Increasing asymmetry in the coupling between the dot and the two electrodes results in a monotonic decrease of the current, as shown in Fig. 3(b). When one of the reservoirs is completely decoupled from the dot, i.e. $J_R \rightarrow 0$, no cotunneling current can flow in the system.

Fig. 4 shows the cotunneling current as a function of

temperature difference between magnonic reservoirs for $B < B_c$. When both reservoirs have the same temperature, average magnon current is zero and leakage magnon (spin) current through the system appears for $|\Delta T| > 0$. The cotunneling current is maximal for both electrodes equally coupled to the dot and it decreases monotonically with the increase in coupling asymmetry. For positive ΔT the magnons leak from left electrode into the right one, while the opposite is true for the case when right electrode is of higher temperature than the left one. In contrast to sequential transport there can be no diode effect in cotunneling regime due to coupling asymmetry.

IV. SUMMARY

In conclusion, I have shown that in quantum dot systems coupled to magnetic insulators not only sequential magnon transport is possible, but a small cotunneling contribution can play a role as well. This contribution is dominant in the case with some mismatch between the quantum dots's and insulator's g-factors, when only a cotunneling current may flow. Such a cotunneling magnon current can be then understood as a spin leakage current. This leakage current is highly sensitive to changes in such parameters of the system as temperature and the coupling asymmetry. Further investigation may focus on the influence of such a spin leakage current on the conversion between spin currents of magnonic and electronic nature.

Acknowledgement

This work was supported by National Science Centre in Poland as Project No. DEC-2012/04/A/ST3/00372. The author would like to thank Józef Barnaś for providing valuable comments that greatly improved the manuscript.

References

-
- * Electronic address: karwacki@amu.edu.pl
- ¹ K. Uchida, S. Takahashi, K. Harii, J. Ieda, W. Koshibae, K. Ando, S. Maekawa, E. Saitoh, Observation of the spin seebeck effect, *Nature* 455 (2008) 778. doi:10.1038/nature07321.
 - ² K. Uchida, J. Xiao, H. Adachi, J. Ohe, S. Takahashi, J. Ieda, T. Ota, Y. Kajiwara, H. Umezawa, H. Kawai, G. E. W. Bauer, S. Maekawa, E. Saitoh, Spin seebeck insulator, *Nat. Mater.* 9 (2010) 894. doi:10.1038/nmat2856.
 - ³ A. Serga, A. V. Chumak, B. Hillebrands, Yig magnonics, *J. Phys. D: Appl. Phys.* 43 (2010) 264002. doi:10.1088/0022-3727/43/26/264002.
 - ⁴ G. E. W. Bauer, E. Saitoh, B. J. van Wees, Spin caloritronics, *Nat. Mater.* 43 (2010) 455. doi:10.1038/nmat3301.
 - ⁵ J. Xiao, G. E. W. Bauer, K. Uchida, E. Saitoh, S. Maekawa, Theory of magnon-driven spin seebeck effect, *Phys. Rev. B* 81 (2010) 214418. doi:10.1103/PhysRevB.81.214418.
 - ⁶ C. M. Jaworski, J. Yang, S. Mack, D. D. Awschalom, J. P. Heremans, R. C. Myers, Observation of the spin-seebeck effect in a ferromagnetic semiconductor, *Nat. Mater.* 9 (2010) 898. doi:10.1038/nmat2860.
 - ⁷ J. Flipse, F. L. Bakker, A. Slachter, F. K. Dejene, B. J. van Wees, Direct observation of the spin-dependent peltier effect, *Nat. Nano.* 7 (2012) 166. doi:10.1038/nnano.2012.2.

- ⁸ B. Lenk, H. Ulrichs, F. Garbs, M. Münzenberg, The building blocks of magnonics, *Phys. Rep.* 507 (2011) 107. doi:10.1016/j.physrep.2011.06.003.
- ⁹ L. J. Cornelissen, J. Liu, R. A. Duine, J. B. Youssef, B. J. van Wees, Long-distance transport of magnon spin information in a magnetic insulator at room temperature, *Nat. Phys.* 11 (2015) 1022. doi:10.1038/nphys3465.
- ¹⁰ K. Vogt, F. Fradin, J. Pearson, T. Sebastian, S. Bader, B. Hillebrands, A. Hoffmann, H. Schultheiss, Realization of a spin-wave multiplexer, *Nat. Comm.* 5 (2014) 3727. doi:10.1038/ncomms4727.
- ¹¹ A. V. Chumak, A. Serga, B. Hillebrands, Magnon transistor for all-magnon data processing, *Nat. Comm.* 5 (2014) 4700. doi:10.1038/ncomms5700.
- ¹² S. Borlenghi, W. Wang, H. Fangohr, L. B. and A. Delin, Designing a spin-seebeck diode, *Phys. Rev. Lett.* 112 (2014) 047203. doi:10.1103/PhysRevLett.112.047203.
- ¹³ S. Borlenghi, S. Lepri, L. Bergvist, A. Delin, Thermomagnonic diode: Rectification of energy and magnetization currents, *Phys. Rev. B* 89 (2014) 054428. doi:10.1103/PhysRevB.89.054428.
- ¹⁴ J. Ren, J.-X. Zhu, Theory of asymmetric and negative differential magnon tunneling under temperature bias: Towards a spin seebeck diode and transistor, *Phys. Rev. B* 88 (2013) 094427. doi:10.1103/PhysRevB.88.094427.
- ¹⁵ J. Ren, Predicted rectification and negative differential spin seebeck effect at magnetic interfaces, *Phys. Rev. B* 88 (2013) 220406(R). doi:10.1103/PhysRevB.88.220406.
- ¹⁶ Y. Kajiwara, K. Harii, S. Takahashi, J. Ohe, K. Uchida, M. Mizuguchi, H. Umezawa, H. Kawai, K. Ando, K. Takanashi, S. Maekawa, E. Saitoh, Transmission of electrical signals by spin-wave interconversion in a magnetic insulator, *Nature* 464 (2010) 262. doi:10.1038/nature08876.
- ¹⁷ S. S.-L. Zhang, S. Zhang, Spin convertance at magnetic interfaces, *Phys. Rev. B* 86 (2012) 214424. doi:10.1103/PhysRevB.86.214424.
- ¹⁸ L. Chotorlishvili, Z. Toklikishvili, V. K. Dugaev, J. Barnas, S. Trimper, J. Berakdar, Fokker-planck approach to the theory of the magnon-driven spin seebeck effect, *Phys. Rev. B* 88 (2013) 144429. doi:10.1103/PhysRevB.88.144429.
- ¹⁹ R. Shekhter, O. Entin-Wohlman, A. Aharony, Mechanically controlled spin-selective transport, *Phys. Rev. B* 90 (2014) 045401. doi:10.1103/PhysRevB.90.045401.
- ²⁰ M. Esposito, K. Lindenberg, C. V. den Broeck, Thermoelectric efficiency at maximum power in a quantum dot, *EPL* 85 (2009) 60010. doi:10.1209/0295-5075/85/60010.
- ²¹ M. Esposito, R. Kawai, K. Lindenberg, C. V. den Broeck, Quantum-dot carnot engine at maximum power, *Phys. Rev. E* 81 (2010) 041106. doi:10.1103/PhysRevE.81.041106.
- ²² O. Strelcyk, T. Korb, H. Schöller, Magnon transport and spin current switching through quantum dots, *Phys. Rev. B* 72 (2005) 165343. doi:10.1103/PhysRevB.72.165343.
- ²³ B. Sothmann, J. König, A. Kadigrobov, Influence of spin waves on transport through a quantum-dot spin valve, *Phys. Rev. B* 82 (2010) 205314. doi:10.1103/PhysRevB.82.205314.
- ²⁴ B. Sothmann, M. Büttiker, Magnon-driven quantum-dot heat engine, *EPL* 99 (2012) 27001. doi:10.1209/0295-5075/99/27001.
- ²⁵ O. Entin-Wohlman, A. Aharony, Three-terminal thermoelectric transport under broken time-reversal symmetry, *Phys. Rev. B* 85 (2012) 085401. doi:10.1103/PhysRevB.85.085401.
- ²⁶ R. Sánchez, B. Sothmann, A. N. Jordan, M. Büttiker, Correlations of heat and charge currents in quantum-dot thermoelectric engines, *New J. Phys.* 15 (2013) 125001. doi:10.1088/1367-2630/15/12/125001.
- ²⁷ C. Bergenfeldt, P. Samuelsson, B. Sothmann, C. Flindt, M. Büttiker, Hybrid microwave-cavity heat engine, *Phys. Rev. Lett.* 112 (2014) 076803. doi:10.1103/PhysRevLett.112.076803.
- ²⁸ B. Sothmann, R. Sánchez, A. N. Jordan, Thermoelectric energy harvesting with quantum dots, *Nanotechnology* 26 (2015) 032001. doi:10.1088/0957-4484/26/3/032001.
- ²⁹ L. Karwacki, P. Trocha, J. Barnas, Magnon transport through a quantum dot: Conversion to electronic spin and charge currents, *Phys. Rev. B* 92 (2015) 235449. doi:10.1103/PhysRevB.92.235449.
- ³⁰ T. Holstein, H. Primakoff, Field dependence of the intrinsic domain magnetization of a ferromagnet, *Phys. Rev.* 58 (1940) 1098. doi:10.1103/PhysRev.58.1098.
- ³¹ D. C. Mattis, *The theory of magnetism*, Harper & Row, 1965.
- ³² H. Bruus, K. Flensberg, *Many-Body Quantum Theory in Condensed Matter Physics*, Oxford University Press, 2004.
- ³³ C. Timm, Tunneling through molecules and quantum dots: Master-equation approaches, *Phys. Rev. B* 77 (2008) 195416. doi:10.1103/PhysRevB.77.195416.