

Manipulating superconductivity of 1T-TiTe₂ by high pressure

R. C. Xiao,^{1,2} W. J. Lu,^{1,*} D. F. Shao,¹ J. Y. Li,^{1,2} M. J. Wei,^{1,2} H. Y. Lv,¹ P. Tong,¹ X. B. Zhu,¹ and Y. P. Sun^{3,1,4,†}

¹Key Laboratory of Materials Physics, Institute of Solid State Physics,
Chinese Academy of Sciences, Hefei 230031, China

²University of Science and Technology of China, Hefei, 230026, China

³High Magnetic Field Laboratory, Chinese Academy of Sciences, Hefei 230031, China

⁴Collaborative Innovation Center of Microstructures, Nanjing University, Nanjing 210093, China

Superconductivity of transition metal dichalcogenide 1T-TiTe₂ under high pressure was investigated by the first-principles calculations. Our results show that the superconductivity of 1T-TiTe₂ exhibits very different behavior under the hydrostatic and uniaxial pressure. The hydrostatic pressure is harmful to the superconductivity, while the uniaxial pressure is beneficial to the superconductivity. Superconducting transition temperature T_C at ambient pressure is 0.73 K, and it reduces monotonously under the hydrostatic pressure to 0.32 K at 30 GPa. While the T_C increases dramatically under the uniaxial pressure along c axis. The established T_C of 6.34 K under the uniaxial pressure of 17 GPa, below which the structural stability maintains, is above the liquid helium temperature of 4.2 K. The increase of density of states at Fermi level, the redshift of $F(\omega)/\alpha^2 F(\omega)$ and the softening of the acoustic modes with pressure are considered as the main reasons that lead to the enhanced superconductivity under uniaxial pressure. In view of the previously predicted topological phase transitions of 1T-TiTe₂ under the uniaxial pressure [Phys. Rev. B **88**, 155317 (2013)], we consider 1T-TiTe₂ as a possible candidate in transition metal chalcogenides for exploring topological superconductivity.

PACS numbers: 73.20.At, 74.20.Pq, 71.15.Mb

I. INTRODUCTION

Transition metal dichalcogenides (TMDCs) MX₂, with M a transition metal (e.g. M = Ti, Mo, Ta, W) and X a chalcogen atom (S, Se, Te), is an emerging family of layered materials. The intra layer is composed by X-M-X sandwich structure, which is attracted by the van der Waals forces between the inter layers. TMDCs material that can be semiconductor, metal, charge density wave (CDW) system, or superconductor has become a rich playground to discover new materials with diverse physical phenomena and properties. Broad application prospects of TMDCs such as transistors, photodetectors, electroluminescent devices,¹ van der Waals heterostructures with high on/off current ratio,² and topological field-effect transistors based on quantum spin Hall effect,³ have been triggered great attention.

MTe₂ is a typical material with rich physical properties and exhibits unique properties compared with MS₂/MSe₂ due to the strong p - d hybrid and spin-orbit coupling effect. For instance, the competition between the charge/orbital density wave (CDW/ODW) and superconductivity was observed in IrTe₂;^{4,5} topological Dirac point was found in the HfTe₂/AlN epitaxial system;⁶ large and non-saturating magnetoresistance,⁷⁻⁹ type-II Weyl points,¹⁰⁻¹³ and pressure driven superconductivity¹⁴⁻¹⁶ were observed in WTe₂ and MoTe₂; topologically nontrivial surface state with Dirac cone was found in PdTe₂ superconductor;¹⁷ and the type-II Dirac Fermions in PtTe₂^{18,19} was recently theoretically proposed and confirmed by experiment.

1T-TiTe₂ is a textbook Fermi-liquid system.^{20,21} Though it is a simple physical system, abundant physi-

cal phenomena can be realized via various kinds of manipulation. Anomalous electron transport was found in the back-gated field-effect transistors with 1T-TiTe₂ thin-film channels.²² Large negative magnetoresistance was reported in two-dimensional spin-frustrated 1T-TiTe_{2-x}I_x.²³ Bulk and monolayer 1T-TiS_{2-x}Te_x show topological phases under certain concentration of S/Te.²⁴ 1T-TiTe₂ was recently predicted to undergo series of topological phase transitions under high pressure.²⁵ 1T-TiTe₂ is a semimetal with an overlap of valence and conduction bands of 0.6 eV,²⁶ however the superconductivity has not been experimentally found down to 1.1 K at ambient pressure.²⁷

Pressure, an important controllable parameter that can effectively tune the lattice structures and the corresponding band structure, has become an effective way to introduce superconductivity and study the relationship between the superconductivity and other physical phenomena in TMDCs. For instance, the metallization and the highest onset T_C of 11.5 K were realized in MoS₂ under high pressure;^{28,29} the relationship between CDW and superconductivity in 1T-TaS₂^{30,31} and 1T-TiSe₂^{32,33} was studied under high pressure; the pressure driven superconductivity and suppressed magnetoresistance were observed in WTe₂^{14,15} and MoTe₂.^{16,34}

In this work, we focus on the possibility of superconductivity of 1T-TiTe₂ under high pressure by first-principles calculations. Our results show that the T_C at ambient pressure is 0.73 K, and it reduces under the hydrostatic pressure to 0.32 K at 30 GPa. While the uniaxial pressure along c axis can increase the T_C dramatically to 6.34 K maximally. We explained the different behavior of superconductivity under the hydrostatic/uniaxial pres-

sure based on the varieties of electronic/phonon structure and the electron-phonon coupling effect.

II. METHODS

The first-principles calculations based on density functional theory (DFT) were carried out using QUANTUM-ESPRESSO package.³⁵ The ultrasoft pseudo-potentials and the local density approximation (LDA) according to the PZ functional were used. The energy cutoff for the plane wave (charge density) basis was set to 35 Ry (350 Ry). The Brillouin zone (BZ) was sampled with a $16 \times 16 \times 8$ mesh of \mathbf{k} -points. The Vanderbilt-Marzari Fermi smearing method with a smearing parameter of $\sigma = 0.02$ Ry was used. The lattice constants and ions were optimized using Broyden-Fletcher-Goldfarb-Shanno (BFGS) quasi-newton algorithm. Electronic properties are calculated including the spin-orbit coupling effect. Since the spin-orbit coupling effect is less important in describing the vibrational properties,^{36,37} the calculation of phonon dispersion is carried out neglecting this effect. The phonon dispersion and electron-phonon coupling constants were calculated using density functional perturbation theory (DFPT)³⁸ with an $8 \times 8 \times 4$ mesh of \mathbf{q} -points. The double Fermi-surface averages of electron-phonon matrix elements were calculated using a $32 \times 32 \times 16$ mesh of \mathbf{k} -points.

III. RESULTS AND DISCUSSION

$1T$ -TiTe₂ has a layered structure with space group $P\bar{3}m1$ ($1T$ -CdI₂ structure), with one Ti atom and two Te atoms located at $(0, 0, 0)$ and $(1/3, 2/3, \pm z)$ sites, respectively. The crystal structure and BZ are displayed in Fig. 1. The optimized lattice parameters are 3.677 Å and 6.331 Å for a and c respectively. The lattice parameters are slightly underestimated by 2.4% compared with the experimentally obtained ones,^{21,39} and such underestimation exists normally in the LDA calculations. As expected, when the hydrostatic pressure is applied the lattice is suppressed, as shown in Fig. 2(a). Due to the weak van der Waals coupling between adjacent layers, the reduction of c is more substantial than that of a . By fitting the pressure-energy data to the Birch-Murnaghan equation of state, the bulk modulus B_0 and its derivative B'_0 for $1T$ -TiTe₂ were calculated to be 51.1 GPa and 4.54 respectively.

The calculated electronic structure of $1T$ -TiTe₂ at ambient pressure is shown in Fig. 3(c), which is reasonable agreement with the previously experimental and theoretical reports.^{26,40} The density of states (DOS) near the Fermi level (E_F) are mostly contributed by the Ti d and Te p orbitals. The electronic structure shows the semimetal feature with the DOS at Fermi level ($N(E_F)$) of 1.6 states/eV. The valence band maximum (VBM) and conduction band minimum (CBM) are lo-

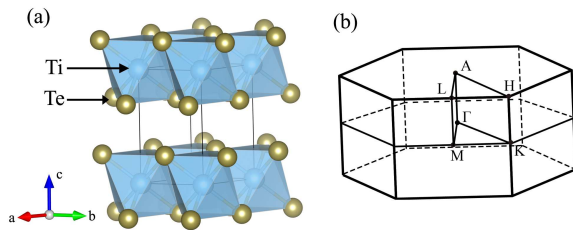


FIG. 1: (Color online) (a) Crystal structure and (b) Brillouin zone of $1T$ -TiTe₂.

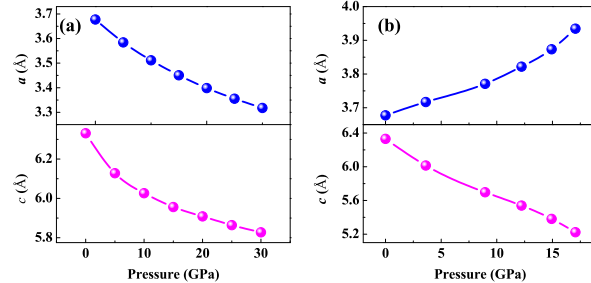


FIG. 2: (Color online) Lattice parameters under the (a) hydrostatic pressure and (b) uniaxial pressure along c axis.

located at the Γ and L points, respectively. The calculated phonon dispersion is shown in Fig. 3(d). The irreducible representations of the Γ point phonons are $\Gamma = E_g + A_{1g} + 2E_u + 2A_{2u}$, and the corresponding optical vibration modes are illustrated in Fig. 4(a). The E_g and A_{1g} are Raman active modes, and the calculated frequencies of $105/150 \text{ cm}^{-1}$ for E_g/A_{1g} are very close to $102/145 \text{ cm}^{-1}$ observed in experiment.⁴¹

Applying pressure reduces the lattice parameters and enhances the atom interaction, making the band structure more dispersive and increasing the overlap of the valence bands and conduction bands. The electronic structure and phonon dispersion under the hydrostatic pressure of 30 GPa are shown in Figs. 3(a) and (b), where the CBM of electronic structure is changed from the L point to the M point. With the lattice parameters and Ti-Te bond length decreasing, the frequencies of Γ phonons increase monotonously under the pressure as demonstrated in Fig. 4(b), and especially the variation of A_{2u} is more evidently. Meanwhile, the phonons of the whole BZ also shift to higher frequency with the hydrostatic pressure, as illustrated for the phonon density of states $F(\omega)$ in Fig. 6(a).

Though the band structures are more dispersive, the $N(E_F)$ decreases with the hydrostatic pressure (Fig. 5(a)). To reveal the pressure effect on the orbitals at E_F , the partial DOS at E_F ($N^P(E_F)$) is shown in Figs. 5(b) and (c). The $N^P(E_F)$ of Ti d decreases dramatically under the uniaxial pressure (Fig. 5(b)), and the $N^P(E_F)$ of Te $p_x + p_y$ and p_z increase and decrease respectively under the hydrostatic pressure (Fig. 5(c)). The charge

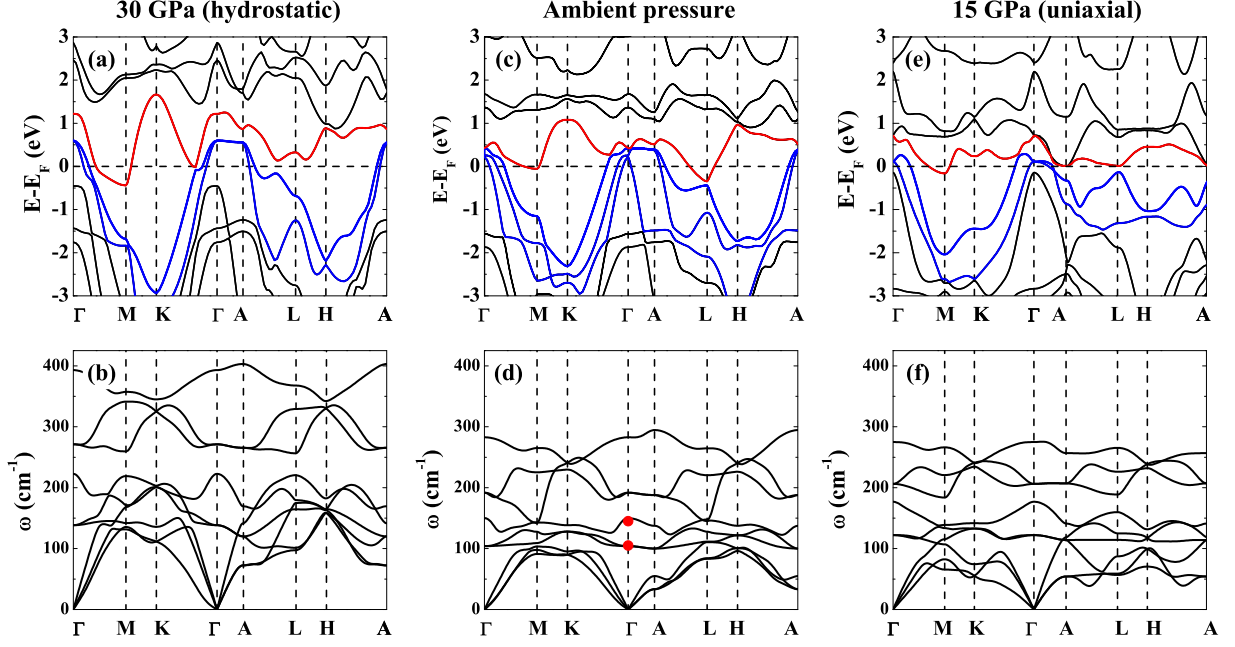


FIG. 3: (Color online) Electronic structures and phonon dispersions of 1T-TiTe₂ under the (a, b) hydrostatic pressure of 30 GPa, (c, d) ambient pressure and (e, f) uniaxial pressure of 15 GPa. The red dots in (d) denote the Raman frequencies observed in experiment (Ref. 41). For the convenience of comparison, the valence and conduction bands crossing the E_F decorated by blue and red respectively.

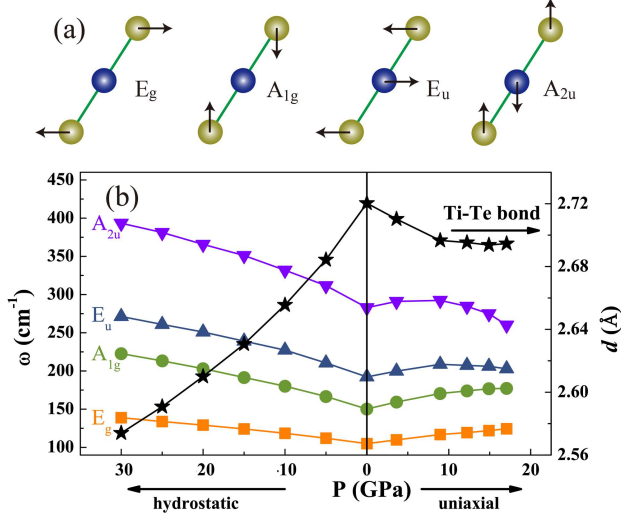


FIG. 4: (Color online) (a) Schematic illustration of the optical vibration modes at Γ point, Ti and Te are denoted by blue and dark yellow balls, respectively. (b) Phonon frequencies at Γ point and Ti-Te bond length under the hydrostatic and uniaxial pressure.

density at E_F on (110) plane under the hydrostatic pressure of 30 GPa and ambient pressure are also shown in Figs. 5(g) and (h).

We estimated the superconducting transition temperature T_C based on the Allen-Dynes-modified McMillan

equation⁴²

$$T_C = \frac{\omega_{log}}{1.2} \exp\left(-\frac{1.04(1+\lambda)}{\lambda - \mu^* - 0.62\lambda\mu^*}\right), \quad (1)$$

where the Coulomb pseudopotential μ^* is set to a typical value of 0.1.^{33,43,44} The logarithmically averaged characteristic phonon frequency ω_{log} is defined as

$$\omega_{log} = \exp\left(\frac{2}{\lambda} \int \frac{d\omega}{\omega} \alpha^2 F(\omega) \log \omega\right). \quad (2)$$

The total electron-phonon coupling constant λ can be obtained by

$$\lambda = \sum_{qv} \lambda_{qv} = 2 \int \frac{\alpha^2 F(\omega)}{\omega} d\omega, \quad (3)$$

where the Eliashberg spectral function is

$$\alpha^2 F(\omega) = \frac{1}{2\pi N(E_F)} \sum_{qv} \delta(\omega - \omega_{qv}) \frac{\gamma_{qv}}{\hbar\omega_{qv}}. \quad (4)$$

The T_C at ambient pressure is calculated to be 0.73 K, coinciding with the fact that the superconductivity was not found above 1.1 K in the experiment.²⁷ As discussed above, applying hydrostatic pressure increases the phonon frequencies, therefore the Debye temperature raises, so does the ω_{log} (see Fig. 7(a)). Similar to the $F(\omega)$, Eliashberg function $\alpha^2 F(\omega)$ shifts to higher frequency with the increase of hydrostatic pressure (Fig.

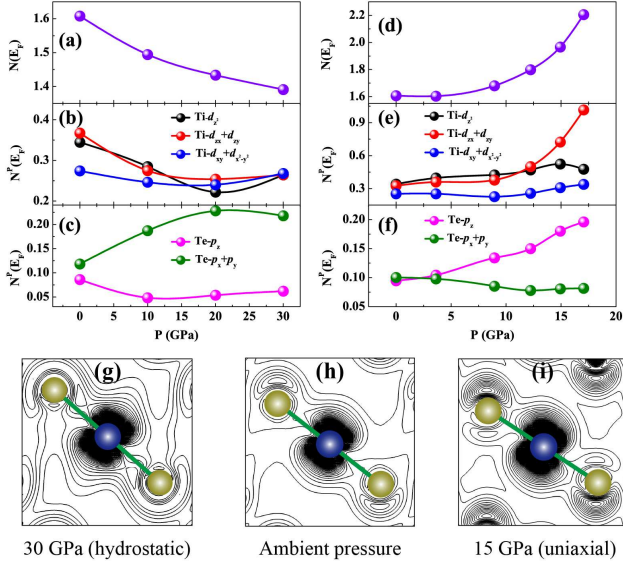


FIG. 5: (Color online) $N(E_F)$ and $N^P(E_F)$ (in states/eV) under the (a)-(c) hydrostatic and (d)-(f) uniaxial pressure. The charge density at E_F on (110) plane under the (g) hydrostatic pressure of 30 GPa, (h) ambient pressure and (i) uniaxial pressure of 15 GPa. The difference between two contour lines in (g)-(i) is set to be the same. Ti and Te are denoted by blue and dark yellow balls, respectively.

6(b)). Therefore, according to Eq. (3), the λ decreases with the hydrostatic pressure (see Fig. 7(b)). As a result, the T_C decreases monotonously with the pressure from 0.73 K at ambient pressure to 0.32 K at 30 GPa (Fig. 7(c)), indicating that the hydrostatic pressure does not benefit to introduce the experimentally detected superconductivity, which is unlike the cases of emerging superconductivity in the semimetal WTe_2 and MoTe_2 ^{14–16,34} under hydrostatic pressure.

Due to the layer structure, uniaxial pressure along c axis can be easily applied in experiment. Therefore the superconductivity under the uniaxial pressure along c axis is studied as well in our research. When the uniaxial pressure along c axis is applied, the c axis reduces meanwhile a axis expands (Fig. 2(b)). The variations of a and c are more evidently than that under the hydrostatic pressure. The average Poisson's ratio $\nu = -\Delta a/\Delta c$ in the range of our study is 0.23. The electronic structure is less dispersive and the overlap is reduced with the uniaxial pressure. The electronic structure under the uniaxial pressure of 15 GPa is shown in Fig. 3(e), where the CBM is changed from the L point to the M point. The phonon dispersion under the uniaxial pressure of 15 GPa is shown in Fig. 3(f), where the acoustic modes soften.

As demonstrated in Fig. 4(b), with the increase of uniaxial pressure, both E_g and A_{1g} modes that only involve the vibrations of Te atom increase monotonously. While, the E_u and A_{2u} modes increase at first and then decrease as the pressure larger than 8.9 GPa, which could

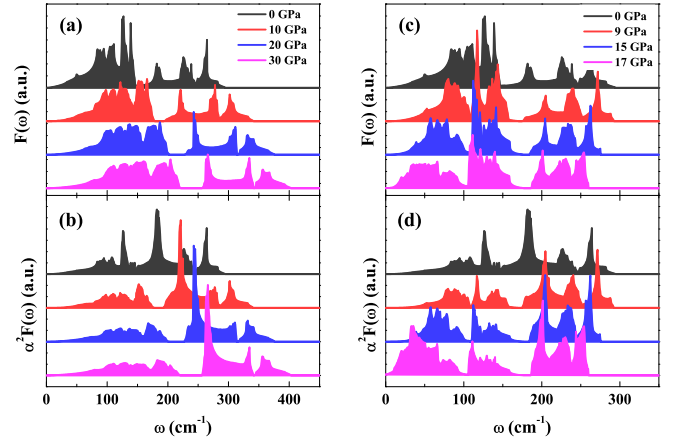


FIG. 6: (Color online) (a)/(c) Phonon density of states $F(\omega)$ and (b)/(d) Eliashberg function $\alpha^2 F(\omega)$ under hydrostatic pressure (left) and uniaxial pressure (right).

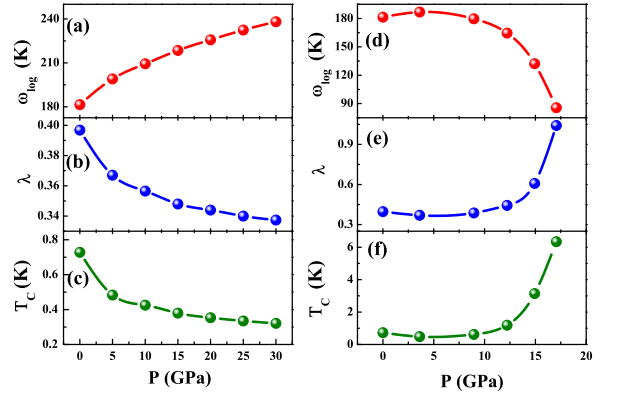


FIG. 7: (Color online) Calculated λ , ω_{\log} and T_C of $1T\text{-TiTe}_2$ under the (a)-(c) hydrostatic and (d)-(f) uniaxial pressure.

be attributed to the combination of the expansion of ab plane and the slow decrease of the Ti-Te length (see Fig. 4(b)). Meanwhile, the variation of E_u and A_{2u} under the uniaxial pressure is less significant than that under the hydrostatic pressure due to the fact that the reduction of Ti-Te length is much less than that under the hydrostatic pressure.

The uniaxial pressure raises the $N(E_F)$ very much (see Fig. 5(d)). The $N^P(E_F)$ of Ti $d_{zx}+d_{zy}$ increases dramatically under the uniaxial pressure (Fig. 5(e)), and the trend of $N^P(E_F)$ of Te p_x+p_y and p_z under the uniaxial pressure (Fig. 5(f)) is opposite to that under the hydrostatic pressure. The increase of the $N^P(E_F)$ of Te p_z and Ti $d_{zx}+d_{zy}$ will increase the orbital overlap of Ti-Te atoms at E_F as shown in Fig. 5(i), while the orbital overlap is not such case under the hydrostatic pressure (Fig. 5(g)). The strong σ bands crossing the E_F due to the orbital overlap at E_F is one of the main reasons of high T_C of superconductors MgB_2 ^{44–46} and H_3S .^{47,48}

As shown in Fig. 6(c), even though some optical phonon $F(\omega)$ peaks shift to higher frequency in some

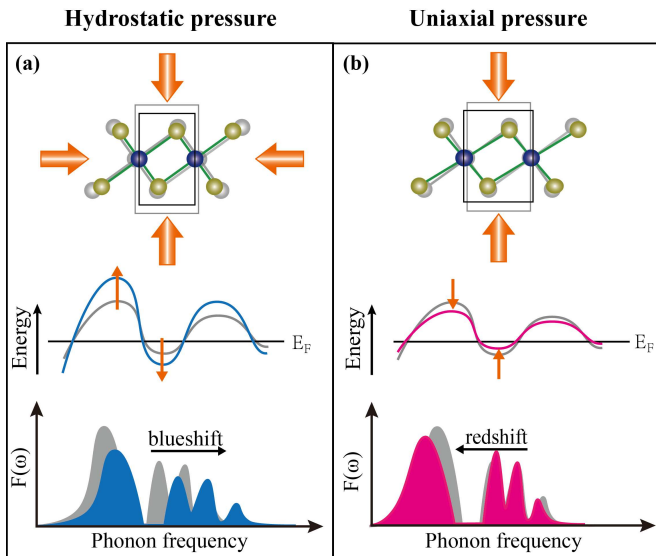


FIG. 8: (Color online) Schematic diagram of the effects of (a) hydrostatic pressure and (b) uniaxial pressure on the crystal (top), electronic (middle) and phonon (bottom) structures. The gray symbols in each graph denote the corresponding states at ambient pressure. Ti and Te are denoted by blue and dark yellow balls, respectively.

cases, the overall $F(\omega)$ shifts to lower frequency with the increase of uniaxial pressure, especially for the acoustic phonons and the ω_{log} decreases with uniaxial pressure as well (Fig. 7(d)). Similar to the $F(\omega)$, $\alpha^2 F(\omega)$ shifts to lower frequency (Fig. 6(d)), and the proportion of its low frequency part increases with the uniaxial pressure due to the softening of the acoustic modes. According to Eq. (3), the mode with lower frequency and the larger $\alpha^2 F(\omega)$ will strongly contribute to the electron-phonon coupling. Therefore, as shown in Fig. 7(e), the λ basically increases with the increase of uniaxial pressure. Considering overall effects, the T_C changes slowly at first while it increases dramatically as the uniaxial pressure larger than 8.9 GPa (Fig. 7(f)). The $N(E_F)$ decreases with the hydrostatic pressure, and increases dramatically under the uniaxial pressure (Figs. 5(a) and (d)). The varying trend of T_C with pressure coincides with that of $N(E_F)$ (Figs. 7(c) and (f)). This result is consistent with the scenario that, as a general rule of BCS, larger $N(E_F)$ is in favor of higher T_C .

Superconductivity with a relatively high T_C often emerges in the vicinity of structural instability. Just beneath the structural instability, the T_C of 6.34 K under the uniaxial pressure of 17 GPa is estimated, above the liquid helium temperature of 4.2 K. Under higher uniaxial pressure, the structure is no longer stable, which is estimated from the calculated imaginary frequency in the acoustic modes. Our results show that the hydrostatic pressure is harmful to the superconductivity, while the uniaxial pressure is beneficial to the superconductivity of 1T-TiTe₂.

We draw a schematic diagram to describe the effects

of hydrostatic pressure and uniaxial pressure on the crystal, electronic and phonon structures (Fig. 8). Both a , c and Ti-Te bond are compressed under the hydrostatic pressure (Fig. 8(a)). The stronger band dispersion makes the $N(E_F)$ reduce. The phonon density of states $F(\omega)$ shifts to higher frequency. The decrease of $N(E_F)$ and the blueshift of $F(\omega)$ are not in favor of superconductivity, as discussed above. While under the uniaxial pressure c is suppressed and a is expanded accordingly (Fig. 8(b)). The band dispersion becomes weaker, therefore the $N(E_F)$ increases with the increase of uniaxial pressure. The acoustic phonon modes soften, and $F(\omega)$ shifts to lower frequency. These two factors (the increase of $N(E_F)$ and the redshift of $F(\omega)$) are in favor of superconductivity, as discussed above. We think this physical scenario is not only applicable to 1T-TiTe₂, but also to other layered semimetal TMDC materials. We propose that the uniaxial pressure can provide an alternative method for enhancing or finding superconductivity in TMDCs.

The previous investigation shows that 1T-TiTe₂ is topological trivial at ambient pressure, but it was predicted to undergo series of topological phase transitions under pressure, which is related to the band inversions at different points of the BZ.²⁵ Therefore applying the uniaxial pressure, one can expect to obtain the topological phase and the enhanced superconductivity in 1T-TiTe₂ at the same time. As suggested, introducing superconductivity into the topological material could make them to be topological superconductor,^{49,50} which has a full pairing gap in the bulk and a gapless surface state consisting of Majorana fermions. The possible topological superconductivity in 1T-TiTe₂ under pressure is needed to be studied in the further experimental and theoretical studies.

IV. CONCLUSION

Using the first-principles calculations, we demonstrated that the superconductivity of 1T-TiTe₂ is suppressed under the hydrostatic pressure and enhanced under the uniaxial pressure. The increase of $N(E_F)$, the redshift of $F(\omega)/\alpha^2 F(\omega)$ and the softening of the acoustic phonon modes with the uniaxial pressure contribute to the enhanced superconductivity. When the uniaxial pressure of 17 GPa is applied, the maximum T_C of 6.34 K in our research is obtained. The uniaxial pressure provides an alternative method to manipulate superconductivity in TMDCs. Under reasonable pressure, the topological state and superconductivity may appear at the same time in 1T-TiTe₂. The superconductivity and topological property in 1T-TiTe₂ under pressure will expand its physics and applications.

Acknowledgments

This work was supported by the National Key Research and Development Program of China under Contract No. 2016YFA0300404, the National Nature Science Foundation of China under Contract Nos. 11674326, 11404340, 11274311, 11404342 and U1232139, Youth

Innovation Promotion Association of CAS (2012310), Key Research Program of Frontier Sciences of CAS (QYZDB-SSW-SLH015) and Hefei Science Center of CAS (2016HSC-IU011). The calculations were partially performed at the Center for Computational Science, CA-SHIPS.

-
- * Electronic address: wjlu@issp.ac.cn
 † Electronic address: ypsun@issp.ac.cn
- ¹ Q. H. Wang, K. Kalantar-Zadeh, A. Kis, J. N. Coleman, and M. S. Strano, *Nat. Nanotechnol.* **7**, 699 (2012).
 - ² A. K. Geim and I. V. Grigorieva, *Nature* **499**, 419 (2013).
 - ³ X. Qian, J. Liu, L. Fu, and J. Li, *Science* **346**, 1344 (2014).
 - ⁴ J. J. Yang, Y. J. Choi, Y. S. Oh, A. Hogan, Y. Horibe, K. Kim, B. I. Min, and S. W. Cheong, *Phys. Rev. Lett.* **108**, 116402 (2012).
 - ⁵ M. Kamitani, M. S. Bahramy, R. Arita, S. Seki, T. Arima, Y. Tokura, and S. Ishiwata, *Phys. Rev. B* **87**, 180501(R) (2013).
 - ⁶ S. Aminalragia-Giamini, J. Marquez-Velasco, P. Tsipas, D. Tsoutsou, G. Renaud, and A. Dimoulas, *2D Mater.* **4**, 015001 (2016).
 - ⁷ M. N. Ali, J. Xiong, S. Flynn, J. Tao, Q. D. Gibson, L. M. Schoop, T. Liang, N. Haldolaarachchige, M. Hirschberger, N. P. Ong *et al.*, *Nature* **514**, 205 (2014).
 - ⁸ I. Pletikosió, M. N. Ali, A. V. Fedorov, R. J. Cava, and T. Valla, *Phys. Rev. Lett.* **113**, 216601 (2014).
 - ⁹ D. H. Keum, S. Cho, J. H. Kim, D. H. Choe, H. J. Sung, M. Kan, H. Kang, J. Y. Hwang, S. W. Kim, H. Yang *et al.*, *Nat. Phys.* **11**, 482 (2015).
 - ¹⁰ A. A. Soluyanov, D. Gresch, Z. Wang, Q. Wu, M. Troyer, X. Dai, and B. A. Bernevig, *Nature* **527**, 495 (2015).
 - ¹¹ Y. Sun, S. C. Wu, Mazhar N. Ali, Claudia Felser, and B. Yan, *Phys. Rev. B* **92**, 161107(R) (2015).
 - ¹² K. Deng, G. Wan, P. Deng, K. Zhang, S. Ding, E. Wang, M. Yan, H. Huang, H. Zhang, and Z. Xu, *arXiv:1603.08508* (2016).
 - ¹³ Z. Wang, D. Gresch, A. A. Soluyanov, W. Xie, S. Kushwaha, X. Dai, M. Troyer, R. J. Cava, and B. A. Bernevig, *Phys. Rev. Lett.* **117**, 056805 (2016).
 - ¹⁴ X. C. Pan, X. Chen, H. Liu, Y. Feng, Z. Wei, Y. Zhou, Z. Chi, L. Pi, F. Yen, F. Song *et al.*, *Nat. Commun.* **6**, 7805 (2015).
 - ¹⁵ D. Kang, Y. Zhou, W. Yi, C. Yang, J. Guo, Y. Shi, S. Zhang, Z. Wang, C. Zhang, S. Jiang *et al.*, *Nat. Commun.* **6**, 7804 (2015).
 - ¹⁶ Y. Qi, P. G. Naumov, M. N. Ali, C. R. Rajamathi, W. Schnelle, O. Barkalov, M. Hanfland, S. C. Wu, C. Shekhar, Y. Sun *et al.*, *Nat. Commun.* **7**, 11038 (2016).
 - ¹⁷ Y. Liu, J. Z. Zhao, L. Yu, C. T. Lin, A. J. Liang, C. Hu, Y. Ding, Y. Xu, S. L. He, L. Zhao *et al.*, *Chin. Phys. Lett.* **32**, 067303 (2015).
 - ¹⁸ H. Huang, S. Zhou, and W. Duan, *Phys. Rev. B* **94**, 121117(R) (2016).
 - ¹⁹ M. Yan, H. Huang, K. Zhang, E. Wang, W. Yao, K. Deng, G. Wan, H. Zhang, M. Arita, H. Yang *et al.*, *arXiv:1607.03643* (2016).
 - ²⁰ R. Claessen, R. O. Anderson, J. W. Allen, C. G. Olson, C. Janowitz, W. P. Ellis, S. Harm, M. Kalning, R. Manzke, and M. Skibowski, *Phys. Rev. Lett.* **69**, 808 (1992).
 - ²¹ R. Claessen, R. O. Anderson, G. H. Gweon, J. W. Allen, W. P. Ellis, C. Janowitz, C. G. Olson, Z. X. Shen, V. Eyert, M. Skibowski *et al.*, *Phys. Rev. B* **54**, 2453 (1996).
 - ²² J. Khan, C. M. Nolen, D. Teweldebrhan, D. Wickramaratne, R. K. Lake, and A. A. Balandin, *Appl. Phys. Lett.* **100**, 043109 (2012).
 - ²³ Y. Guo, J. Dai, J. Zhao, C. Wu, D. Li, L. Zhang, W. Ning, M. Tian, X. C. Zeng, and Y. Xie, *Phys. Rev. Lett.* **113**, 157202 (2014).
 - ²⁴ Z. Zhu, Y. Cheng, and U. Schwingenschlögl, *Phys. Rev. Lett.* **110**, 077202 (2013).
 - ²⁵ Q. Zhang, Y. Cheng, and U. Schwingenschlögl, *Phys. Rev. B* **88**, 155317 (2013).
 - ²⁶ D. K. G. de Boer, C. F. van Bruggen, G. W. Bus, R. Coehoorn, C. Haas, G. A. Sawatzky, H. W. Myron, D. Norman, and H. Padmore, *Phys. Rev. B* **29**, 6797 (1984).
 - ²⁷ P. B. Allen and N. Chetty, *Phys. Rev. B* **50**, 14855 (1994).
 - ²⁸ Z. H. Chi, X. M. Zhao, H. Zhang, A. F. Goncharov, S. S. Lobanov, T. Kagayama, M. Sakata, and X. J. Chen, *Phys. Rev. Lett.* **113**, 036802 (2014).
 - ²⁹ Z. Chi, F. Yen, F. Peng, J. Zhu, Y. Zhang, X. Chen, Z. Yang, X. Liu, Y. Ma, and Y. Zhao, *arXiv:1503.05331* (2015).
 - ³⁰ T. Ritschel, J. Trinckauf, G. Garbarino, M. Hanfland, M. v. Zimmermann, H. Berger, B. Behner, and J. Geck, *Phys. Rev. B* **87**, 125135 (2013).
 - ³¹ B. Sipos, A. F. Kusmartseva, A. Akrap, H. Berger, L. Forro, and E. Tutis, *Nat. Mater.* **7**, 960 (2008).
 - ³² A. F. Kusmartseva, B. Sipos, H. Berger, L. Forro, and E. Tutis, *Phys. Rev. Lett.* **103**, 236401 (2009).
 - ³³ M. Calandra and F. Mauri, *Phys. Rev. Lett.* **106**, 196406 (2011).
 - ³⁴ F. C. Chen, X. Luo, R. C. Xiao, W. J. Lu, B. Zhang, H. X. Yang, J. Q. Li, Q. L. Pei, D. F. Shao, R. R. Zhang *et al.*, *Appl. Phys. Lett.* **108**, 162601 (2016).
 - ³⁵ P. Giannozzi, S. Baroni, N. Bonini, M. Calandra, R. Car, C. Cavazzoni, D. Ceresoli, G. L. Chiarotti, M. Cococcioni, I. Dabo *et al.*, *J. Phys.: Condens. Matter* **21**, 395502 (2009).
 - ³⁶ V. Chis, I. Y. Sklyadneva, K. A. Kokh, V. A. Volodin, O. E. Tereshchenko, and E. V. Chulkov, *Phys. Rev. B* **86**, 174304 (2012).
 - ³⁷ M. J. Verstraete, M. Torrent, F. Jollet, G. Zérah, and X. Gonze, *Phys. Rev. B* **78**, 045119 (2008).
 - ³⁸ S. Baroni, S. de Gironcoli, A. Dal Corso, and P. Giannozzi, *Rev. Mod. Phys.* **73**, 515 (2001).
 - ³⁹ Y. Arnaud and M. Chevreton, *J. Solid State Chem.* **39**, 230 (1981).
 - ⁴⁰ A. H. Reshak and S. Auluck, *Phys. Rev. B* **68**, 245113

- (2003).
- ⁴¹ M. Hangyo, S. I. Nakashima, and A. Mitsuishi, *Ferroelectrics* **52**, 151 (1983).
- ⁴² P. B. Allen and R. C. Dynes, *Phys. Rev. B* **12**, 905 (1975).
- ⁴³ E. S. Penev, A. Kutana, and B. I. Yakobson, *Nano Lett.* **16**, 2522 (2016).
- ⁴⁴ J. Kortus, I. Mazin, I. K. D. Belashchenko, V. P. Antropov, and L. L. Boyer, *Phys. Rev. Lett.* **86**, 4656 (2001).
- ⁴⁵ J. M. An and W. E. Pickett, *Phys. Rev. Lett.* **86**, 4366 (2001).
- ⁴⁶ P. P. Singh, *Phys. Rev. Lett.* **97**, 247002 (2006).
- ⁴⁷ A. P. Drozdov, M. I. Erements, I. A. Troyan, V. Ksenofontov, and S. I. Shylin, *Nature* **525**, 73 (2015).
- ⁴⁸ N. Bernstein, C. S. Hellberg, M. D. Johannes, I. I. Mazin, and M. J. Mehl, *Phys. Rev. B* **91**, 060511(R) (2015).
- ⁴⁹ M. Z. Hasan and C. L. Kane, *Rev. Mod. Phys.* **82**, 3045 (2010).
- ⁵⁰ X. L. Qi and S. C. Zhang, *Rev. Mod. Phys.* **83**, 1057 (2011).