

Status report on ε_K with lattice QCD inputs

Jon A. Bailey, Weonjong Lee*, Jaehoon Leem, and Sungwoo Park

*Lattice Gauge Theory Research Center, CTP, and FPRD,
Department of Physics and Astronomy,
Seoul National University, Seoul 08826, South Korea
E-mail: wlee@snu.ac.kr*

Yong-Chull Jang

*Los Alamos National Laboratory,
Theoretical Division T-2, MS B283,
Los Alamos, New Mexico 87545, USA
E-mail: integration.field@gmail.com*

SWME Collaboration

We report the current status of ε_K , the indirect CP violation parameter in the neutral kaon system, evaluated using the lattice QCD inputs. We use lattice QCD to fix \hat{B}_K , ξ_0 , ξ_2 , $|V_{us}|$, $m_c(m_c)$, and $|V_{cb}|$. Since Lattice 2015, FLAG updated \hat{B}_K , exclusive V_{cb} has been updated with new lattice data in the $\bar{B} \rightarrow D\ell\nu$ decay channel, and RBC-UKQCD has updated ξ_0 and ξ_2 . Our preliminary results show that the standard model evaluation of ε_K with exclusive $|V_{cb}|$ (lattice QCD inputs) has 3.2σ tension with the experimental value, while that of ε_K with inclusive $|V_{cb}|$ (heavy quark expansion) shows no tension.

*34th annual International Symposium on Lattice Field Theory
24-30 July 2016
University of Southampton, UK*

*Speaker.

1. Introduction

This paper is a follow-up and update of our previous paper [1, 2]. In the standard model, the indirect CP violation parameter of the neutral kaon system ε_K is

$$\begin{aligned} \varepsilon_K &\equiv \frac{\mathcal{A}(K_L \rightarrow \pi\pi(I=0))}{\mathcal{A}(K_S \rightarrow \pi\pi(I=0))} \\ &= e^{i\theta} \sqrt{2} \sin \theta \left(C_\varepsilon \hat{B}_K X_{SD} + \frac{\xi_0}{\sqrt{2}} + \xi_{LD} \right) + \mathcal{O}(\omega\varepsilon') + \mathcal{O}(\xi_0 \Gamma_2 / \Gamma_1), \end{aligned} \quad (1.1)$$

where C_ε is a well-known coupling, and X_{SD} is the short distance contribution from the box diagrams. Master formulas for C_ε , X_{SD} , ξ_0 , and ξ_{LD} are given in Ref. [1].

Since Lattice 2015, there have been major updates of lattice QCD inputs such as V_{cb} , \hat{B}_K , ξ_0 , and ξ_2 . Hence, it is time to update the current status of ε_K .

2. Input parameter $|V_{cb}|$

Decay mode	$ V_{cb} $	Ref.
$\bar{B} \rightarrow D^* \ell \bar{\nu}$	39.04(49)(53)(19)	[3]
$\bar{B} \rightarrow D \ell \bar{\nu}$	40.7(10)(2)	[4]
ex-combined	39.62(60)	this paper
$\bar{B} \rightarrow X_c \ell \bar{\nu}$	42.00(64)	[5]
Decay mode	$ V_{ub} $	Ref.
$\bar{B} \rightarrow \pi \ell \bar{\nu}$	3.70(14)	[6, 7]
$\bar{B} \rightarrow X_u \ell \bar{\nu}$	4.45(16)(22)	[8]
Decay mode	$ V_{ub}/V_{cb} $	Ref.
$\Lambda_b \rightarrow \Lambda_c \ell \bar{\nu}$	0.083(4)(4)	[9]

Table 1: Results of $|V_{cb}|$ and $|V_{ub}|$.

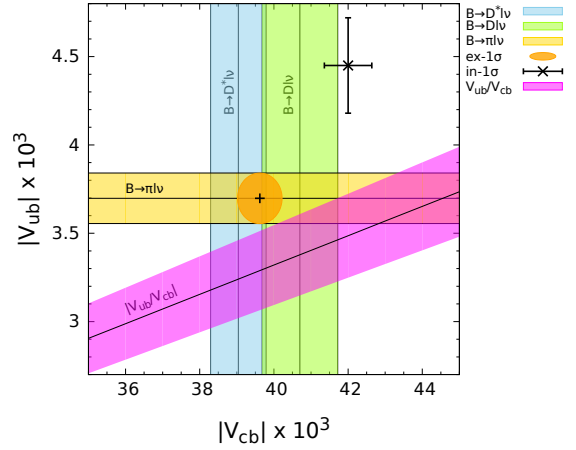


Figure 1: $|V_{cb}|$ versus $|V_{ub}|$.

Let us begin with V_{cb} . In Table 1, we summarize updated results for $|V_{cb}|$ and $|V_{ub}|$. In Ref. [4], DeTar has collected the results for the $\bar{B} \rightarrow D \ell \bar{\nu}$ decay mode at non-zero recoil from both lattice QCD [10, 11] and the experiments of Babar [12] and Belle [13] to make a combined fit of all of them. This result corresponds to the green band in Fig. 1. We combine the results of Refs. [4] ($\bar{B} \rightarrow D \ell \bar{\nu}$) and [3] ($\bar{B} \rightarrow D^* \ell \bar{\nu}$) to obtain the uncorrelated weighted average, which corresponds to the “ex-combined” result in Table 1. This value is shown as an orange circle in Fig. 1. The black cross represents results of inclusive $|V_{cb}|$ and $|V_{ub}|$. The inclusive results are about 3σ away from those of the exclusive decays as well as the LHCb results of $|V_{ub}/V_{cb}|$ (the magenta band in Fig. 1).

3. Input parameter ξ_0

There are two independent methods to determine ξ_0 in lattice QCD: One is the indirect method,

Input	Method	Value	Ref.	Collaboration	Value	Ref.
ξ_0	indirect	$-1.63(19) \times 10^{-4}$	[14]	FLAG-2016	0.7625(97)	[17]
ξ_0	direct	$-0.57(49) \times 10^{-4}$	[15]	SWME-2014	0.7379(47)(365)	[18]
ξ_{LD}	—	$(0 \pm 1.6) \%$	[16]	RBC-UK-2016	0.7499(24)(150)	[19]

(a) Long Distance Effects

Collaboration	Value	Ref.
FLAG-2016	0.7625(97)	[17]
SWME-2014	0.7379(47)(365)	[18]
RBC-UK-2016	0.7499(24)(150)	[19]

(b) \hat{B}_K

Table 2: Input parameters: ξ_0 , ξ_{LD} and \hat{B}_K

and the other is the direct method. The parameter ξ_0 is connected with ϵ'/ϵ and ξ_2 as follows,

$$\xi_0 = \frac{\text{Im}A_0}{\text{Re}A_0}, \quad \xi_2 = \frac{\text{Im}A_2}{\text{Re}A_2}, \quad \text{Re}\left(\frac{\epsilon'}{\epsilon}\right) = \frac{\omega}{\sqrt{2}|\epsilon_K|}(\xi_2 - \xi_0). \quad (3.1)$$

In the indirect method, we determine ξ_0 from the experimental values of $\text{Re}(\epsilon'/\epsilon)$, ϵ_K , ω , and the lattice QCD input ξ_2 using Eq. (3.1). Recently, RBC-UKQCD reported new results for ξ_2 in Ref. [14]. The results for ξ_0 using the indirect method are summarized in Table 2(a).

Recently, RBC-UKQCD also reported new lattice QCD results for $\text{Im}A_0$ calculated using domain wall fermions [15]. Using the experimental value of $\text{Re}A_0$, we can determine ξ_0 directly from $\text{Im}A_0$. RBC-UKQCD also reported the S-wave $\pi - \pi$ ($I=0$) scattering phase shift $\delta_0 = 23.8(49)(12)$ [15]. This value is 3.0σ lower than the conventional determination of δ_0 in Refs. [20] (KPY-2011) and [21, 22] (CGL-2001). The values for δ_0 are summarized in Table 3. In Fig. 2, we show the results of KPY-2011. They used a singly subtracted Roy-like equation to do the interpolation around $\sqrt{s} = m_K$ (kaon mass). Their fitting to the experimental data works well from the threshold to $\sqrt{s} = 800\text{MeV}$.

Collaboration	δ_0	Ref.
RBC-UK-2016	$23.8(49)(12)^\circ$	[15]
KPY-2011	$39.1(6)^\circ$	[20]
CGL-2001	$39.2(15)^\circ$	[21, 22]

Table 3: Results of δ_0

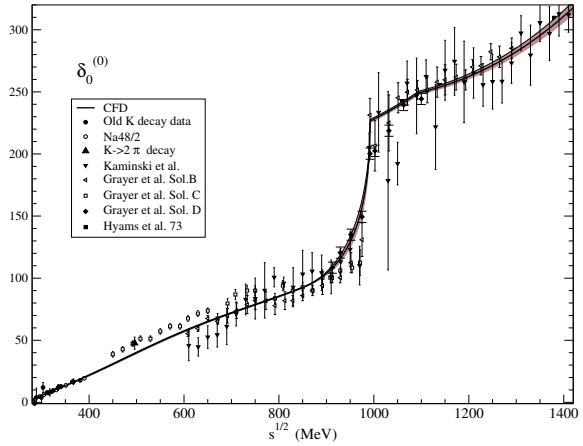


Figure 2: Experimental results of δ_0

In Fig. 3(a), we show the fitting results of both KPY-2011 and CGL-2001 as well as the RBC-UKQCD result. There is essentially no difference between KPY-2011 and CGL-2001 in the region near $\sqrt{s} = m_K$. Here, we observe the 3.0σ gap between RBC-UKQCD and KPY-2011. In contrast, in the case of δ_2 (S-wave, $I=2$), there is no difference between RBC-UKQCD and KPY-2011 within statistical uncertainty.

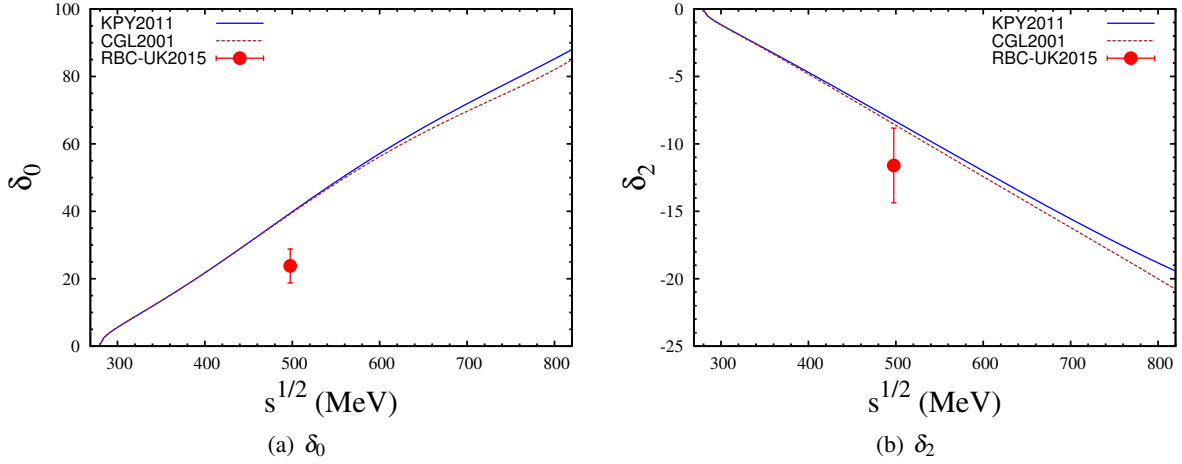


Figure 3: S-wave $\pi - \pi$ scattering phase shifts with $I = 0$ and $I = 2$.

Considering all aspects, we conclude that the direct calculation of $\text{Im}A_0$ and ξ_0 by RBC-UKQCD in Ref. [15] may have unresolved issues. Hence, we use the indirect method to determine ξ_0 in this paper.

Regarding ξ_{LD} , the long distance effect in the dispersive part, there has been an on-going attempt to calculate it on the lattice [23]. However, this attempt [24], at present, belongs to the category of exploratory study rather than to that of precision measurement. Hence, we use the rough estimate of ξ_{LD} in Ref. [23] in this paper, which is given in Table 2(a).

4. Input parameter \hat{B}_K

In Table 2(b), we present results for \hat{B}_K calculated in lattice QCD with $N_f = 2 + 1$ flavors. Here, FLAG-2016 represents the global average over the results of BMW-2011 [25], Laiho-2011 [26], RBC-UK-2016 [19], and SWME-2016 [27], which is reported in Ref. [17]. SWME-2014 represents the \hat{B}_K result reported in Ref. [18]. RBC-UK-2016 represents that reported in Ref. [19].

The results of SWME-2016 are obtained using fitting based on staggered chiral perturbation theory (SChPT) in the infinite volume limit, while those of SWME-2014 are obtained using fitting based on SChPT with finite volume corrections included at the NLO level. In this paper, we use the FLAG-2016 result of \hat{B}_K .

5. Other input parameters

For the Wolfenstein parameters λ , $\bar{\rho}$, and $\bar{\eta}$, both CKMfitter and UTfit updated their results in Refs. [28, 29], while the angle-only-fit has not been updated since 2015. The results are summarized in Table 4(a).

For the QCD corrections η_{cc} , η_{ct} , and η_{tt} , we use the same values as in Ref. [1], which are given in Table 4(b). Other input parameters are the same as in Ref. [1] except for the charm quark mass $m_c(m_c)$, which are summarized in Table 4(c). For the charm quark mass, we use the HPQCD results of $m_c(m_c)$ reported in Ref. [30].

	CKMfitter	UTfit	AOF [31]
λ	0.22548(68) /[28]	0.22497(69) /[29]	0.2253(8) /[32]
$\bar{\rho}$	0.145(13) /[28]	0.153(13) /[29]	0.139(29) /[33]
$\bar{\eta}$	0.343(12) /[28]	0.343(11) /[29]	0.337(16) /[33]

(a) Wolfenstein parameters

Input	Value	Ref.
η_{cc}	1.72(27)	[1]
η_{tt}	0.5765(65)	[34]
η_{ct}	0.496(47)	[35]

(b) QCD corrections

Input	Value	Ref.
G_F	$1.1663787(6) \times 10^{-5} \text{ GeV}^{-2}$	[32]
M_W	80.385(15) GeV	[32]
$m_c(m_c)$	1.2733(76) GeV	[30]
$m_t(m_t)$	163.3(2.7) GeV	[36]
θ	$43.52(5)^\circ$	[32]
m_{K^0}	497.614(24) MeV	[32]
ΔM_K	$3.484(6) \times 10^{-12} \text{ MeV}$	[32]
F_K	156.2(7) MeV	[32]

(c) Other input parameters

Table 4: Input parameters

6. Results for ϵ_K with lattice QCD inputs

In Fig. 4, we show the results for ϵ_K evaluated directly from the standard model with the lattice QCD inputs described in the previous sections. In Fig. 4(a), the blue curve represents the theoretical evaluation of ϵ_K with the FLAG \hat{B}_K , AOF for the Wolfenstein parameters, and exclusive V_{cb} that corresponds to ex-combined in Table 1. Here the red curve represents the experimental value of ϵ_K . In Fig. 4(b), the blue curve represents the same as in 4(a) except for using the inclusive V_{cb} in Table 1. Our preliminary results are, in units of 1.0×10^{-3} ,

$$|\epsilon_K| = 1.69 \pm 0.17 \quad \text{for exclusive } V_{cb} \text{ (lattice QCD)} \quad (6.1)$$

$$|\epsilon_K| = 2.10 \pm 0.21 \quad \text{for inclusive } V_{cb} \text{ (QCD sum rules)} \quad (6.2)$$

$$|\epsilon_K| = 2.228 \pm 0.011 \quad \text{(experimental value)} \quad (6.3)$$

This indicates that there is 3.2σ tension in the exclusive V_{cb} channel (lattice QCD) and no tension in the inclusive V_{cb} channel (heavy quark expansion; QCD sum rules).

Acknowledgments

We thank R. Van de Water for helpful discussion on V_{cb} . The research of W. Lee is supported by the Creative Research Initiatives Program (No. 20160004939) of the NRF grant funded by the Korean government (MEST). J.A.B. is supported by the Basic Science Research Program of the National Research Foundation of Korea (NRF) funded by the Ministry of Education (No. 2015024974). W. Lee would like to acknowledge the support from the KISTI supercomputing center through the strategic support program for the supercomputing application research

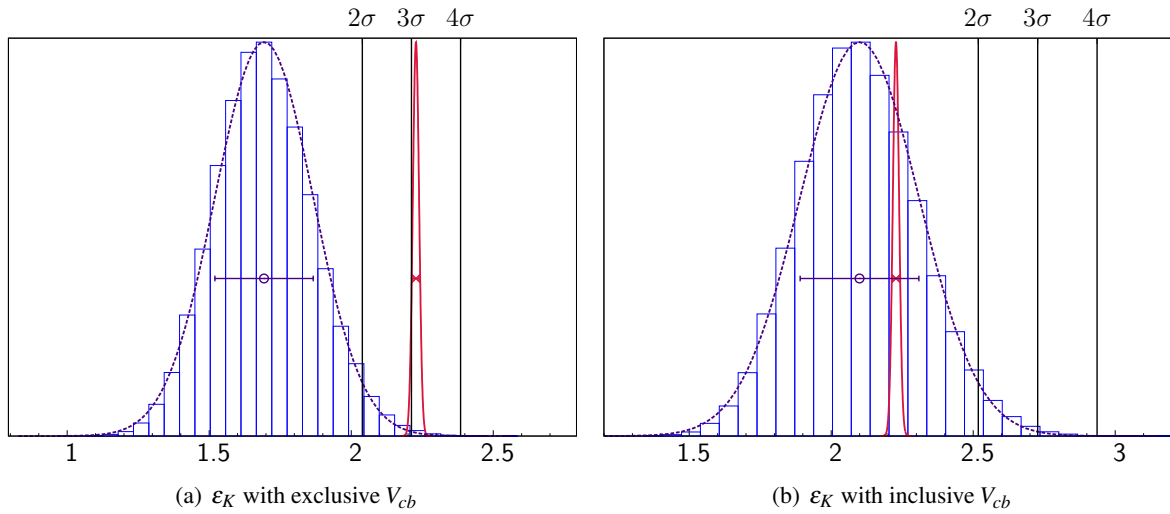


Figure 4: ϵ_K with exclusive V_{cb} (left) and inclusive V_{cb} (right). Here, we use the FLAG-2016 \hat{B}_K and AOF for the Wolfenstein parameters. The red curve represents the experimental value of ϵ_K and the blue curve the theoretical value evaluated directly from the standard model.

(No. KSC-2014-G3-003). Computations were carried out on the DAVID GPU clusters at Seoul National University.

References

- [1] **SWME** Collaboration, J. A. Bailey, Y.-C. Jang, W. Lee, and S. Park *Phys. Rev.* **D92** (2015), no. 3 034510, [[1503.05388](#)].
- [2] J. A. Bailey, Y.-C. Jang, W. Lee, and S. Park *PoS LATTICE2015* (2015) 348, [[1511.00969](#)].
- [3] J. A. Bailey, A. Bazavov, C. Bernard, *et al.* *Phys.Rev.* **D89** (2014) 114504, [[1403.0635](#)].
- [4] C. DeTar in *Proceedings of the 27th International Symposium on Lepton Photon Interactions at High Energies*, 2015. [1511.06884](#).
- [5] P. Gambino, K. J. Healey, and S. Turczyk [1606.06174](#).
- [6] **Fermilab Lattice, MILC** Collaboration, J. A. Bailey *et al.* *Phys. Rev.* **D92** (2015), no. 1 014024, [[1503.07839](#)].
- [7] J. M. Flynn, T. Izubuchi, T. Kawanai, C. Lehner, A. Soni, R. S. Van de Water, and O. Witzel *Phys. Rev.* **D91** (2015), no. 7 074510, [[1501.05373](#)].
- [8] **Heavy Flavor Averaging Group (HFAG)** Collaboration, Y. Amhis *et al.* [1412.7515](#).
- [9] W. Detmold, C. Lehner, and S. Meinel *Phys. Rev.* **D92** (2015), no. 3 034503, [[1503.01421](#)].
- [10] **MILC** Collaboration, J. A. Bailey *et al.* *Phys. Rev.* **D92** (2015), no. 3 034506, [[1503.07237](#)].
- [11] **HPQCD** Collaboration, H. Na, C. M. Bouchard, G. P. Lepage, C. Monahan, and J. Shigemitsu *Phys. Rev.* **D92** (2015), no. 5 054510, [[1505.03925](#)]. [Erratum: *Phys. Rev.* D93, no. 11, 119906 (2016)].
- [12] **BaBar** Collaboration, B. Aubert *et al.* *Phys. Rev.* **D79** (2009) 012002, [[0809.0828](#)].
- [13] R. Glattauer *PoS EPS-HEP2015* (2015) 554.

- [14] T. Blum *et al.* *Phys. Rev.* **D91** (2015), no. 7 074502, [[1502.00263](#)].
- [15] **RBC, UKQCD** Collaboration, Z. Bai *et al.* *Phys. Rev. Lett.* **115** (2015), no. 21 212001, [[1505.07863](#)].
- [16] N. Christ, T. Izubuchi, C. Sachrajda, A. Soni, and J. Yu *Phys.Rev.* **D88** (2013), no. 1 014508, [[1212.5931](#)].
- [17] S. Aoki *et al.*, *Review of lattice results concerning low-energy particle physics*, [1607.00299](#).
- [18] T. Bae *et al.* *Phys.Rev.* **D89** (2014) 074504, [[1402.0048](#)].
- [19] **RBC, UKQCD** Collaboration, T. Blum *et al.* *Phys. Rev.* **D93** (2016), no. 7 074505, [[1411.7017](#)].
- [20] R. Garcia-Martin, R. Kaminski, J. R. Pelaez, J. Ruiz de Elvira, and F. J. Yndurain *Phys. Rev.* **D83** (2011) 074004, [[1102.2183](#)].
- [21] G. Colangelo, J. Gasser, and H. Leutwyler *Nucl. Phys.* **B603** (2001) 125–179, [[hep-ph/0103088](#)].
- [22] <https://indico.mitp.uni-mainz.de/event/48/contribution/5/material/slides/0.pdf>.
- [23] N. Christ, T. Izubuchi, C. T. Sachrajda, A. Soni, and J. Yu *PoS LATTICE2013* (2014) 397, [[1402.2577](#)].
- [24] <https://conference.ippp.dur.ac.uk/event/470/session/15/contribution/407/material/slides/0.pdf>.
- [25] S. Durr, Z. Fodor, C. Hoelbling, *et al.* *Phys.Lett.* **B705** (2011) 477–481, [[1106.3230](#)].
- [26] J. Laiho and R. S. Van de Water *PoS LATTICE2011* (2011) 293, [[1112.4861](#)].
- [27] **SWME** Collaboration, B. J. Choi *et al.*, *Kaon BSM B-parameters using improved staggered fermions from $N_f = 2 + 1$ unquenched QCD*, *Phys. Rev.* **D93** (2016), no. 1 014511, [[1509.00592](#)].
- [28] J. Charles *et al.* *Phys. Rev.* **D91** (2015), no. 7 073007, [[1501.05013](#)].
- [29] <http://www.utfit.org/UTfit/ResultsSummer2016SM>.
- [30] B. Chakraborty, C. T. H. Davies, B. Galloway, P. Knecht, J. Koponen, G. C. Donald, R. J. Dowdall, G. P. Lepage, and C. McNeile *Phys. Rev.* **D91** (2015), no. 5 054508, [[1408.4169](#)].
- [31] A. Bevan, M. Bona, M. Ciuchini, D. Derkach, E. Franco, *et al.* *Nucl.Phys.Proc.Suppl.* **241-242** (2013) 89–94.
- [32] K. Olive *et al.* *Chin.Phys.* **C38** (2014) 090001.
- [33] <http://www.utfit.org/UTfit/ResultsSummer2014PostMoriondSM>.
- [34] A. J. Buras and D. Guadagnoli *Phys.Rev.* **D78** (2008) 033005, [[0805.3887](#)].
- [35] J. Brod and M. Gorbahn *Phys.Rev.* **D82** (2010) 094026, [[1007.0684](#)].
- [36] S. Alekhin, A. Djouadi, and S. Moch *Phys.Lett.* **B716** (2012) 214–219, [[1207.0980](#)].