

Longitudinal correlations in the initial stages of ultra-relativistic nuclear collisions

Wojciech Broniowski^{2,3,a} and Piotr Bożek^{1,b}

¹AGH University of Science and Technology, Faculty of Physics and Applied Computer Science, 30-059 Cracow, Poland

²The H. Niewodniczański Institute of Nuclear Physics, Polish Academy of Sciences, 31-342 Cracow, Poland

³Institute of Physics, Jan Kochanowski University, 25-406 Kielce, Poland

Abstract. In this talk we review some of our results for the longitudinal correlations in connection with recent experimental data, in particular for the *torque* effect and for the two-particle correlations in pseudorapidity, $C(\eta_1, \eta_2)$. The model framework involves event-by-event fluctuations of the initial conditions, followed with 3D viscous hydrodynamic evolution and statistical hadronization.

The phenomenon of collectivity allows for simple understanding of very basic features found in ultra-relativistic nuclear collisions (for a review and literature see, e.g., [1]), such as the harmonic flow, the emergence of the near-side ridge, or even the transverse-momentum fluctuations [2, 3].

In the long-range rapidity correlations, the phenomenon is manifest through the shape-flow transmutation depicted in Fig. 1: If the transverse sections in the initial state are similar in the forward (F) and backward (B) directions, then the corresponding harmonic flow (directions of the principal axes, magnitude) are also similar, up to decorrelation effects from fluctuations. Of course, the similarity of the F and B shapes must come out from the early production mechanism, for instance flux-tubes spanned along a large rapidity range. Thus, actually, the starting point of the approach relies on an exact similarity of the transverse fireball shapes in distant F and B directions, which would lead to perfect collimation of the flow axes.

The torque effect, cartooned in Fig. 2, quantifies departure from this perfect collimation. As originally proposed in Ref. [4] in the framework of the wounded-nucleon model [5], the decollimation happens as a combination of two features:

- First, there are event-by-event fluctuations in the number of the F and B going participants (left part of Fig. 2).
- Second, the participants must have asymmetric emission profiles (relating to the deposition of the initial entropy) in the rapidity, with a preference that a participant shines preferably in its forward direction [6].

These lead to the event-by-event torque, as shown in the right part of Fig. 2, appearing independently for subsequent Fourier components.

^ae-mail: Wojciech.Broniowski@ifj.edu.pl

^be-mail: Piotr.Bozek@fis.agh.edu.pl

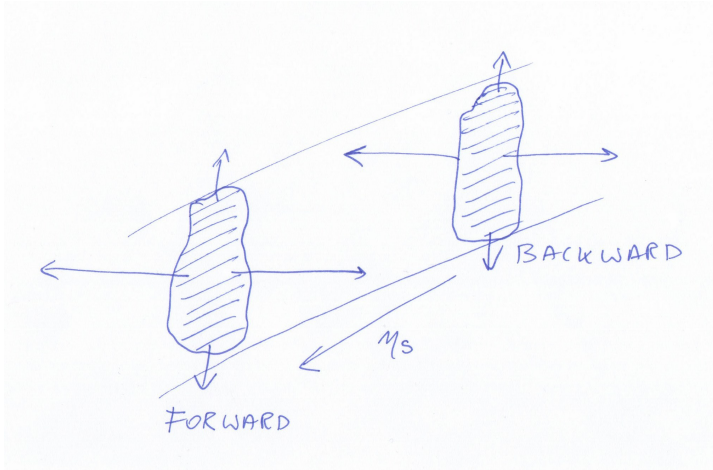


Figure 1. Collimation of flow at very distant longitudinal separations, following from the shape-flow transmutation.

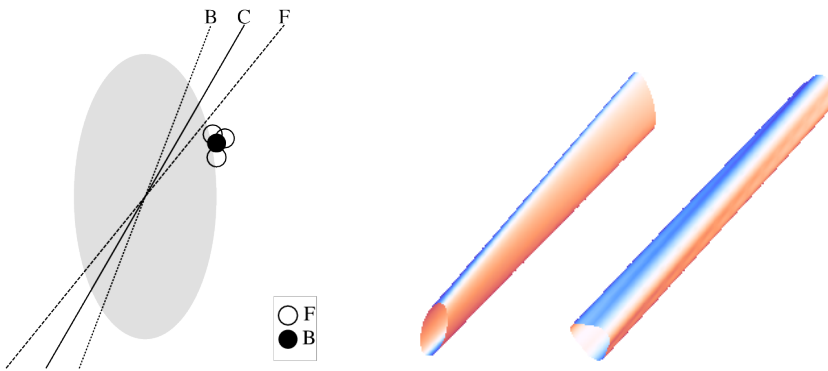


Figure 2. The torque effect. The fluctuations (left) in the number of forward- (F) and backward-going (B) participants, together with asymmetric emission profiles in rapidity, lead to event-by-event fluctuations of the event-plane angle (right). [4]

Apart for the decollimation due to the initial fluctuations, which are the object of our interest, there are also “unwanted” final-stage fluctuation resulting from the statistical nature of hadronization. These may be eliminated through the use of appropriate measures, for instance the 3-bin correlator proposed by the CMS Collaboration [7]:

$$r_n(\eta^a, \eta^b) = \frac{V_{n\Delta}(-\eta^a, \eta^b)}{V_{n\Delta}(\eta^a, \eta^b)}. \quad (1)$$

$$V_{n\Delta}(\eta^a, \eta^b) = \langle \langle e^{in(\phi_1 - \phi_2)} \rangle \rangle = \langle \langle e^{in(\psi_n(\eta_a) + \phi'_1 - \psi_n(\eta_b) - \phi'_2)} \rangle \rangle \simeq \langle e^{in[\psi_n(\eta_a) - \psi_n(\eta_b)]} \rangle \langle \langle e^{in\phi'_1 - in\phi'_2} \rangle \rangle.$$

The azimuthal angles of the measured particles, ϕ_1 and ϕ_2 , are obtained in a certain reference frame, whereas $\psi_n(\eta_a)$ and $\psi_n(\eta_b)$ are the event-plane angles of the fireball in bins centered around η_a and η_b .

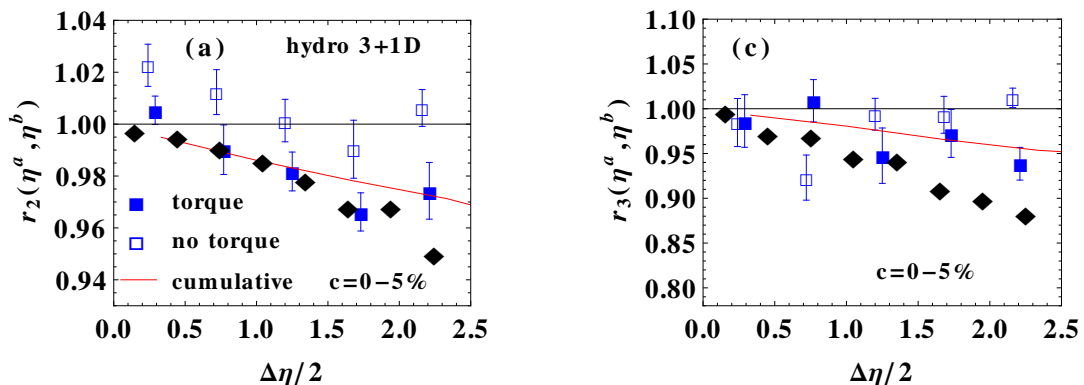


Figure 3. The torque effect for Pb+Pb collisions at $\sqrt{s_{NN}} = 2.76$ TeV, expressed through the 3-bin CMS measure $r_n(\eta^a, \eta^b)$, plotted as a function of $\Delta\eta/2 \equiv \eta_a$ with the reference bin $4 < \eta_b < 5$. Our event-by-event model simulations [8] qualitatively reproduce the CMS data [7] when the ingredients leading to torque are incorporated (in particular, the asymmetric particle emission profile from a given wounded nucleon). The effect is significantly larger for the triangular flow (right) than for the elliptic flow (left).

The angles ϕ'_1 and ϕ'_2 are evaluated relative to $\psi_n(\eta_a)$ and $\psi_n(\eta_b)$, respectively. The forward reference bin $4, 4 < \eta_b < 5$ is well separated from the two measurement bins centered at η_a and $-\eta_a$.

The departure of r_n from unity, seen in Fig. 3, is a measure of the event-plane angle decorrelation, i.e., the torque. We note that our simulations, based on GLISSANDO [9, 10], 3D viscous hydrodynamics [11], and THERMINATOR [12, 13], lead to fair agreement with the data when the two conditions itemized above are incorporated (filled points labeled “torque” in Fig. 3). Without asymmetric production profiles there is no effect (empty squares labeled “no torque”). The solid lines in Fig. 3 show the calculation where many THERMINATOR events for the same initial condition are averaged (cumulative events) to improve statistics.

Interestingly, the CMS measurements for the p-Pb collisions [7] indicates the necessity of an additional decorrelation mechanism:

- Fluctuating strings.

This is because in p-A collisions the transverse shape of the fireball is determined by the positions of the participants in A. If the corresponding strings span all the relevant range in pseudorapidity, the transverse shape of the fireball is the same at all pseudorapidities (see Ref. [14] for a detailed discussion). Adding fluctuating end-points of the strings [15, 16] (see the left part of Fig. 4) leads to proper description of the data.

In Fig. 5 we summarize the results for the slope parameter introduced by the CMS collaboration,

$$r_n(\eta_a, \eta_b) = e^{-2F_n^\eta \eta_a}. \quad (2)$$

We note that from general considerations [14] the slope for the $n = 4$ harmonic is very simply related to the slope for $n = 2$:

$$F_4^\eta/4 \approx F_2^\eta. \quad (3)$$

Next, we discuss the interpretation of the recent ATLAS measurements [17, 18] of the two-particle correlation function in pseudorapidity, $C_N(\eta_1, \eta_2)$ (for details see Ref. [19]). A typical model result

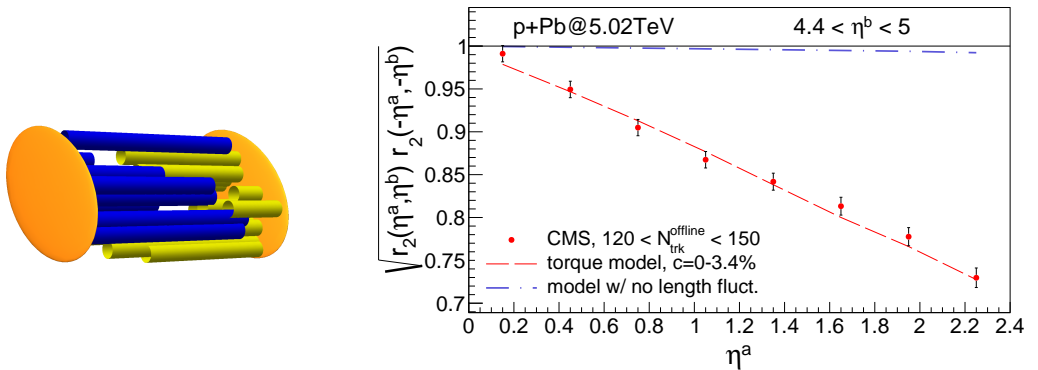


Figure 4. The torque effect for p-Pb. The decorrelation mechanism from string breaking (left) is crucial for the explanation of the CMS data [7]. For strings spanning all the pseudorapidity range there is no decorrelation (dash-dotted line in the right part). The model calculation is carried out with GLISSANDO [10].

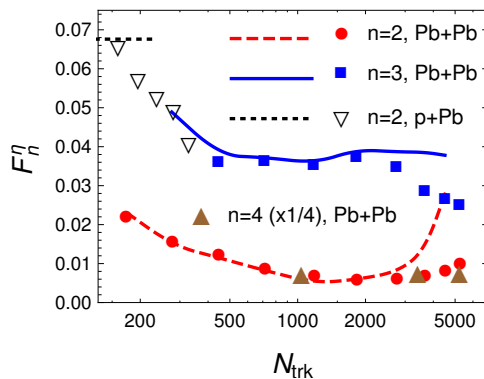


Figure 5. Slope in η_a of the r_n decorrelation measure for Pb-Pb and p-Pb collisions. The data are from Ref. [7], and the model results are from GLISSANDO [10]. We note fair agreement, except for the highest multiplicity events. Note that relation (2) is well satisfied by the data.

is shown in the left part of Fig. 6, where we see that the inclusion of the string fluctuations enhances the correlations and builds-up a characteristic ridge structure along $\eta_1 = \eta_2$. Quantitative measures are conveniently provided with the a_{nm} coefficients defined in Refs, [20, 21]. In our simple model the corresponding formulas are analytic [19]. We introduce $N_+ = N_A + N_B$, $N_- = N_A - N_B$, where $N_{A,B}$ denotes the number of sources associated with the given nucleus. We obtain the non-vanishing terms

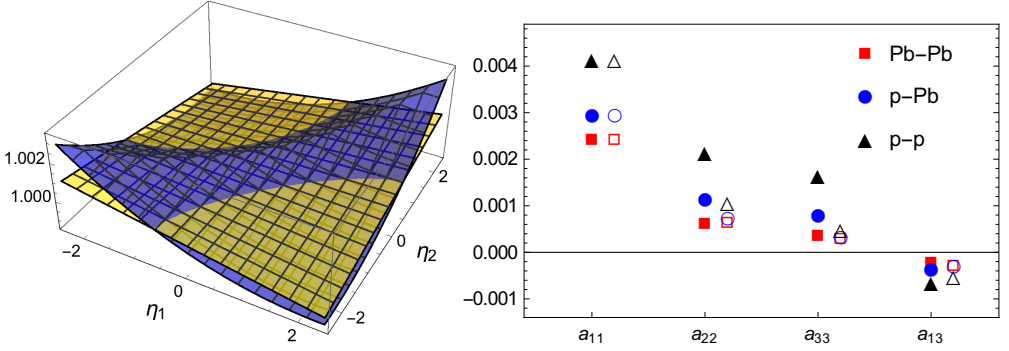


Figure 6. Left: Model prediction for the normalized correlation function $C_N(\eta_1, \eta_2)$ for Pb-Pb collisions at the LHC for $c = 30 - 40\%$. The lighter color surface corresponds to the calculation without string fluctuations. The surface with an elongated ridge (darker color) corresponds to the case incorporating the string fluctuations. Right: the a_{nm} coefficients

(for $n, m > 0$)

$$a_{nm} = \frac{\text{var}(N_-)/\langle N_+ \rangle + (1-r)s(\omega) - r Y^2}{6\langle N_+ \rangle} \frac{Y^2}{y_b^2} \delta_{n1} + r \frac{s(\omega) + 1}{(2n-1)(2n+3)\langle N_+ \rangle} \frac{Y}{y_b}, \quad (4)$$

$$a_{n,n+2} = a_{n+2,n} = -r \frac{s(\omega) + 1}{2(2n+3) \sqrt{(2n+1)(2n+5)} \langle N_+ \rangle} \frac{Y}{y_b},$$

where $r = 0$ or $r = 1$ corresponds to absent or present string fluctuations, respectively, y_b denotes the rapidity of the beam, $[-Y, Y]$ is the range of the acceptance bin, and $s(\omega)$ is the square of the scaled standard deviation of the fluctuating distribution of strength of the sources (such additional fluctuations are indeed needed to obtain the multiplicity distributions in the Glauber approach). The results for the a_{nm} coefficients are shown in the right part of Fig. 6.

With the help of experimental data one may carry out an interesting analysis. The observed number of charged hadrons is proportional to the number of sources, $N_{\text{ch}} = cN_+$. We may then obtain c from matching $a_{11}^{\text{exp}} = a_{11}^{\text{mod}}$. This yields $N_{\text{ch}} = 4.7N_+$. In the CMS acceptance range $\Delta\eta = 4.8$, hence we have $dN_{\text{ch}}/d\eta \simeq 1 \times N_+$. On the other hand, from the multiplicity data $dN_{\text{ch}}/d\eta \simeq (3-4) \times N_W$ and $dN_{\text{ch}}/d\eta \simeq 1.3 \times Q_W$ [22], where N_W indicates the number of wounded nucleons and Q_W the number of wounded quarks. We note that the number inferred from the matching of a_{11} suggests the wounded quark picture, or more generally, a picture with ~ 3 constituents (hot-spots) in the nucleon.

We conclude this talk by showing two photographs alluding to the collectivity paradigm (left part of Fig. 7), occasionally questioned during the meeting. The surfers motion is strongly collimated even if they are 2 miles away, due to the underlying collective wave. On the other hand, the non-flow events, while present, are quite rare (right part of Fig. 7).



Figure 7. Collectivity of flow (left) and rare non-flow events (right).

References

- [1] U. Heinz, R. Snellings, *Ann.Rev.Nucl.Part.Sci.* **63**, 123 (2013), 1301.2826
- [2] W. Broniowski, M. Chojnacki, L. Obara, *Phys. Rev.* **C80**, 051902 (2009), 0907.3216
- [3] P. Bożek, W. Broniowski, *Phys. Rev.* **C85**, 044910 (2012), 1203.1810
- [4] P. Bożek, W. Broniowski, J. Moreira, *Phys. Rev.* **C83**, 034911 (2011), 1011.3354
- [5] A. Białaś, M. Błeszyński, W. Czyż, *Nucl. Phys.* **B111**, 461 (1976)
- [6] A. Białaś, W. Czyż, *Acta Phys. Polon.* **B36**, 905 (2005), hep-ph/0410265
- [7] V. Khachatryan et al. (CMS), *Phys. Rev.* **C92**, 034911 (2015), 1503.01692
- [8] P. Bożek, W. Broniowski, A. Olszewski, *Phys.Rev.* **C91**, 054912 (2015), 1503.07425
- [9] W. Broniowski, M. Rybczyński, P. Bożek, *Comput. Phys. Commun.* **180**, 69 (2009), 0710.5731
- [10] M. Rybczyński, G. Stefanek, W. Broniowski, P. Bożek, *Comput. Phys. Commun.* **185**, 1759 (2014), 1310.5475
- [11] P. Bożek, *Phys. Rev.* **C85**, 034901 (2012), 1110.6742
- [12] A. Kisiel, T. Tałuć, W. Broniowski, W. Florkowski, *Comput. Phys. Commun.* **174**, 669 (2006), nucl-th/0504047
- [13] M. Chojnacki, A. Kisiel, W. Florkowski, W. Broniowski, *Comput. Phys. Commun.* **183**, 746 (2012), 1102.0273
- [14] P. Bożek, W. Broniowski, *Phys. Lett.* **B752**, 206 (2016), 1506.02817
- [15] S.J. Brodsky, J.F. Gunion, J.H. Kuhn, *Phys. Rev. Lett.* **39**, 1120 (1977)
- [16] A. Białaś, M. Jeżabek, *Phys. Lett.* **B590**, 233 (2004), hep-ph/0403254
- [17] G. Aad et al. (ATLAS Collaboration) (2015), ATLAS-CONF-2015-020
- [18] G. Aad et al. (ATLAS Collaboration) (2015), ATLAS-CONF-2015-051
- [19] W. Broniowski, P. Bożek (2015), 1512.01945
- [20] A. Bzdak, D. Teaney, *Phys.Rev.* **C87**, 024906 (2013), 1210.1965
- [21] J. Jia, S. Radhakrishnan, M. Zhou (2015), 1506.03496
- [22] P. Bożek, W. Broniowski, M. Rybczyński, *Phys. Rev.* **C94**, 014902 (2016), 1604.07697