

Enhancing Cation Diffusion and Suppressing Anion Diffusion via Lewis-Acidic Polymer Electrolytes

Brett M. Savoie, Michael A. Webb, Thomas F. Miller III

October 24, 2016

Solid polymer electrolytes (SPE) have the potential to increase both the energy density and stability of lithium-based batteries, but low Li^+ conductivity remains a barrier to technological viability.^{1,2} SPEs are designed to maximize Li^+ diffusivity relative to the anion, while maintaining sufficient salt solubility. It is thus remarkable that polyethylene oxide (PEO), the most widely used SPE, exhibits Li^+ diffusivity that is an order of magnitude smaller than that of typical counter-ions, such as TFSI^- , at moderate salt concentrations.^{3,4} Here, we show that Lewis-basic polymers like PEO intrinsically favor slow cation and rapid anion diffusion while this relationship can be reversed in Lewis-acidic polymers. Using molecular dynamics (MD) simulations, Lewis-acidic polyboranes are identified that achieve up to a ten-fold increase in Li^+ diffusivity and a significant decrease in anion diffusivity, relative to PEO. The results for this new class of Lewis-acidic SPEs illustrate a general principle for increasing Li^+ diffusivity and transference number with polymer chemistries that exhibit weaker cation and stronger anion coordination.

PEO-based materials are among the most successful SPEs, with net conductivities on the order of $10^{-4} - 10^{-3} \text{ S} \cdot \text{cm}^{-1}$ at ambient temperature.^{5,6} However, net conductivity actually overstates electrolyte performance, since only Li^+ typically participates in the electrode chemistries in lithium-based batteries (Fig. 1A). Measurements of the Li^+ transference number, T_{Li} (the ratio of Li^+ conductivity to the total conductivity), show that anions are responsible for most of the conductivity in PEO,⁷⁻⁹ and ion diffusivity measurements reveal that anion diffusivity is an order of magnitude larger than Li^+ diffusivity for common salts at typical concentrations.^{3,4} Most strategies for increasing T_{Li} have focused on immobilizing the anion,¹⁰⁻¹³ while the primary strategy for increasing overall diffusion rates has been to decrease the glass-transition temperature, T_g , of the polymer.^{5,6} However, neither approach addresses the fundamental ion-polymer interactions that are responsible for asymmetric cation and anion conduction.

The major finding of this work is that the low Li^+ diffusivity and high anion diffusivity that characterize PEO-based SPEs can be reversed to favor Li^+ conduction in Lewis-acidic polymers. In conventional SPEs based on polyethers and other Lewis-basic units, salt solubility is driven by strong cation-polymer interactions.^{11,14,15} However, this preferential coordination of cations leads to both the high relative diffusivity of weakly coordinated anions and the low diffusivity of Li^+ (Fig. 1B). The trade-off between strong cation coordination and diffusivity suggests that the strategy of driving salt solubility with relatively stronger anion-polymer interactions and weaker cation-polymer interactions may enhance SPE performance. To investigate this trade-off, we present over 100 microseconds of MD simulations to characterize the ion diffusivities, coordination structures, and solvation free energies in PEO and four Lewis-acidic polyboranes (Fig. 1C). The employed force-fields are parameterized from *ab initio* electronic structure calculations (methods) without experimental fitting; this approach provides a consistent level of theory for all studied polymers and enables the description of the Lewis-acidic polymers for which experimental data does not exist (See Supporting Information for a discussion of force-field validation).

Throughout this study, we primarily focus on the dilute-ion regime, with additional finite-concentration results presented in the supporting information. Consideration of the dilute-ion regime enables isolation of the ion-polymer interactions that are responsible for the solvation and transport of each ion,^{16,17} while avoiding ion-pairing effects^{18,19} and increases in polymer viscosity^{2,15} that arise at higher ion concentrations. For many polymer-salt combinations, the relative ion-diffusivity in the dilute-ion regime correlates strongly with results obtained at higher concentrations.^{17,20–22}

To illustrate the relative Li^+ and anion diffusivities in a Lewis-basic environment, Fig. 1B presents MD simulations of ion diffusion in PEO in the dilute-ion regime. Results are presented for several anions, including Cl^- , triflate, and TFSI; these anions vary in both size and charge delocalization, with larger anions possessing increased charge delocalization and reduced Li-salt lattice energies.^{18,23} Comparison of the cation and anion diffusivities in PEO reveals that the anion diffusivities dramatically exceed that of Li^+ by eight- to thirty-fold, depending on the anion. For PEO:LiTFSI, the simulated dilute ion concentration diffusivities presented in Fig. 1B and Table 1 ($7.9 \times 10^{-8} \text{ cm}^2 \cdot \text{s}^{-1}$ for Li^+ and $5.9 \times 10^{-7} \text{ cm}^2 \cdot \text{s}^{-1}$ for TFSI) show good agreement with NMR-based diffusivity measurements at similar temperatures and at dilute concentrations ($7\text{--}9 \times 10^{-8} \text{ cm}^2 \cdot \text{s}^{-1}$ for Li^+ and $4\text{--}5 \times 10^{-7} \text{ cm}^2 \cdot \text{s}^{-1}$ for TFSI).³ Direct comparison between theory and experiment for PEO:LiCl and PEO:LiTriflate in Fig. 1B is not possible, as ion-pairing occurs even at the lowest concentrations that have been experimentally studied.^{19,24,25}

Fig. 2 examines the molecular basis for the preferential anion diffusion in PEO. Fig. 2a (top row) presents representative coordination structures of all ions in PEO, and Fig. 2b (top panel) shows histograms of the number of polymer atoms that coordinate each ion. Strong coordination of Li^+ in PEO is reflected in the helical distortion of the polymer structure about the ion and the strongly peaked distribution of coordination structures (Fig. 2a). In contrast, each anion is weakly associated with a large number of methylene units from several PEO segments, and a broad distribution of coordination structures is observed (Fig. 2b).

These results demonstrate the intrinsic disadvantage that the coordination characteristics of PEO-based polymers represent to increasing Li^+ diffusivity and T_{Li} .

Additionally, Fig. 2 reveals that the asymmetric coordination of cations and anions in PEO is reversed in the Lewis-acidic polyboranes. Fig. 2a (left column) shows that the charge distributions of Lewis-acidic polymers is essentially inverted with respect to PEO; whereas PEO exhibits large negative charges that are localized on the oxygen and delocalized positive charges on the carbon backbone, the Lewis-acidic polymers exhibit large positive charges that are localized on the boron and delocalized negative charges on the remaining polymer atoms. This inversion of the charge distribution between PEO and the Lewis-acidic polymers is reflected in the weaker coordination of Li^+ and stronger coordination of the anions in the ion-coordination structures (Fig. 2a) and coordination-structure distributions (Fig. 2b). Weak coordination of Li^+ in the Lewis-acidic polymers is indicated by the larger number of polymer atoms coordinated with Li^+ (Fig. 2a) and broader distribution of coordination structures (Fig. 2b), relative to PEO. In contrast, the anion coordination structures in the Lewis-acidic polymers include fewer polymer atoms and narrower distributions. Analysis of the ion-polymer radial-distribution functions (Fig. S1) also demonstrates the same trend. These results indicate stronger anion coordination and weaker cation coordination in the Lewis-acidic polymers.

Fig. 3 demonstrates that weaker coordination of Li^+ in the Lewis-acidic polymers substantially improves the Li^+ diffusivity, relative to PEO. In two of the Lewis-acidic polymers, CBC and HBCC, Li^+ diffusivity is increased four- to ten-fold, respectively. A third polymer, HBC, shows comparable Li^+ diffusivity to PEO, while CBCC shows suppressed Li^+ diffusivity. To confirm that the increased Li^+ diffusivity is primarily caused by increased lability of the coordination structures and not increased polymer segmental motion, polymer-ion contact autocorrelation functions $\langle h(0)h(t) \rangle$ (see Methods, Fig. 3b) and monomer-unit mean-squared displacement (MSD) (Fig. 3c) were calculated for each system. The data presented in Fig. 3b confirm that the shorter duration of the polymer-ion contacts correlates strongly with

the observed Li^+ diffusion. The monomer-unit MSDs shown in Fig. 3c are less correlated with the Li^+ transport, although we note that local polymer fluctuations are important for facilitating transitions of Li^+ among coordination structures.^{18,26} Notably, in both CBC and HBCC the Li^+ MSD significantly exceeds the monomer-unit MSD, which indicates that the primary mechanism of Li^+ transport is due to changes in coordination and not due to coupled diffusion with individual polymer segments.

Similarly, Fig. 4 demonstrates that stronger coordination of Cl^- in the Lewis-acidic polymers substantially reduces the Cl^- diffusivity, relative to PEO. Fig. 4a shows that the rapid Cl^- diffusion observed in PEO is suppressed in all of the Lewis-acidic polymers. Figs. 4b and 4c show the calculated polymer- Cl^- contact autocorrelation functions and polymer monomer unit MSDs, respectively. As in the case of Li^+ , rapid diffusion coincides with short-lived polymer- Cl^- contacts, with the Lewis-acidic polymers all showing longer-lived polymer- Cl^- contacts relative to PEO. Fig. S2 contains the corresponding results for triflate and TFSI $^-$; in all cases longer-lived anion-polymer contacts correlate with decreased anion diffusivity, with most of the Lewis-acidic polymers showing longer-lived anion-polymer contacts in comparison with PEO. The mechanism that emerges from these ion-diffusion simulations is that the Lewis-acidic polymers generally increase the strength of anion-polymer interactions and decrease the strength of Li^+ -polymer interactions, leading to an increase in Li^+ diffusion and relatively suppressed anion diffusion.

Fig. 5a shows that in all cases, the Lewis-acidic polymers exhibit improved T_{Li} in comparison to PEO. The two Lewis-acidic polymers with the highest Li^+ diffusivity, HBCC and CBC, also exhibit the largest improvements in T_{Li} , reflecting that these polymers achieve both increased Li^+ diffusivity and decreased anion diffusivity. The magnitude of the improvement in T_{Li} also varies depending on the anion, with Cl^- showing the largest improvements in all Lewis-acidic polymers.

The increased anion coordination in the Lewis-acidic polymers is also reflected in the relative contribution of the anion solvation to the total salt solvation. Fig. 5b presents the

ion-resolved solvation free energies associated with transferring each ion from vacuum into each polymer, revealing that all combinations of Li-salt and Lewis-acidic polymer exhibit total solvation free energies that exceed the lattice energies of the salts. This suggests the capacity of the Lewis-acidic polymers to dissolve the studied salts, although the extent of ion-pairing cannot be established solely from dilute-ion simulations and is explored separately in Fig. S3. The capacity of the Lewis-acidic polymers to dissolve Li-salts is also supported by liquid-electrolyte studies; for instance, LiTriflate is soluble in borane-based Lewis-acidic solvents²⁷ and both LiF and LiCl exhibit solubility increases of several orders of magnitude in liquid electrolytes when boranes are used as cosolvents.^{13,28} Fig. 5c presents the fractional contribution of each anion to the total salt solvation free energy, demonstrating that the increases in T_{Li} are mirrored by increases in the relative contribution of the anion solvation free energy to the total salt solvation free energy. Taken together, the results in Fig. 5 suggest that high T_{Li} and high salt solubility can be simultaneously achieved by driving solubility with strong anion solvation while leaving Li^+ only weakly complexed.

Additional simulations performed at finite ion concentration indicate that, in some cases, the Lewis-acidic polymers exhibit comparable ion-pairing to PEO and increased conductivity (Fig. S3). Following previous work,²⁹⁻³² the finite ion concentration simulations are performed with scaled partial charges on the ions to account for the effects of electronic polarizability, which reduces the viscosity and ion-pairing. This approach makes the finite ion concentration simulations more approximate than the dilute-ion simulations discussed earlier and prevents the reliable comparison of finite ion concentration results among the different Li-salts, while still enabling comparisons of ion-pairing and conductivity among polymers with a common salt. Fig. S3 shows that, in comparison to PEO, all of the Lewis-acidic polymers display increased T_{Li} with all salts and at nearly all concentrations. In particular, CBC:LiTFSI exhibits increased conductivity and reduced levels of ion-pairing compared to PEO:LiTFSI.

The current work represents a systematic computational study of ion transport in Lewis-

acidic polymers and suggests a strategy for developing alternative polymer chemistries for lithium-based electrolytes. Dilute-ion simulations of PEO demonstrate that strong Li^+ coordination and weak anion coordination manifest in dramatically suppressed Li^+ transport relative to several common anions (Fig. 1b). In contrast, in Lewis-acidic polymers, relatively weaker Li^+ coordination and stronger anion coordination (Fig. 2) result in up to a ten-fold increase in Li^+ diffusivity (Fig. 3) and twenty-fold increase in T_{Li} (Fig. 4a). The mechanism for the improved performance of the Lewis-acidic polymers is shorter-lived Li^+ -polymer contacts (Fig. 3b) and longer-lived anion polymer contacts (Fig. 4b) that liberate Li^+ diffusion relative to the anion in the Lewis-acidic polymers. Comparisons of the ion-resolved solvation free energies in each polymer demonstrate that the Lewis-acidic polymers also exhibit lower Li^+ solvation free energies (Fig. 4b) while generally increasing the relative contribution of the anion to the total salt solvation free energy (Fig. 4c). These results present a consistent picture of increasing SPE figures-of-merit via weakening Li^+ coordination and strengthening anion coordination using Lewis-acidic polymer chemistries. Given the extremely slow pace of developing viable SPEs that are based on alternatives to polyether chemistry, the identification of a class of polymers that potentially overcomes the intrinsic limitations of PEO is encouraging.

PEO was the first polymer electrolyte discovered¹⁴ and is still the majority component of the highest-performing SPEs,^{5,33} but new polymer chemistries are required to make further progress. Recent increases in Li^+ diffusivity and conductivity have primarily been achieved through extrinsic innovations—the addition of nanoparticles and plasticizers,^{1,34} the use of low-lattice energy salts,^{35,36} and the synthesis of amorphous, branched polymers^{5,6}—while leaving the underlying ether-based polymer chemistry unchanged. Likewise, the main strategies for increasing T_{Li} include slowing anion diffusion via covalent immobilization,^{10,12} Lewis-acidic additives,^{11,13} or dilute Lewis-acidic polymer moieties,^{37,38} while leaving strong Li^+ coordination in place.

The current study demonstrates that the fundamental ion-polymer interactions respon-

sible for both low D_{Li} and T_{Li} in PEO-based polymers can be favorably reversed in a Lewis-acidic environment. Although the detailed study of the electrochemical decomposition of these materials is outside the scope of the current study,³⁹ prior uses of Lewis-acidic molecular additives^{11,13} suggest that the proposed polymer chemistries may be sufficiently stable for battery applications. We also note that electrode interfacial impedance and dendrite growth pose significant materials challenges for the improvement of battery technologies,¹ although the high Li^+ diffusivity and T_{Li} for the Lewis-acidic polymers could potentially reduce these effects.² The results presented here indicate that removing Lewis-basic units entirely or developing polymer chemistries with complementary weak Lewis-basic and strong Lewis-acidic moieties is a potentially more promising approach than optimizing D_{Li} and T_{Li} in the context of polyether chemistry. Likewise, developing anions with strong polymer-specific interactions is an opportunity for further improvement. The optimal balance will ultimately be determined by the solvating capacity and stability of the resulting polymer.

Acknowledgement

This research was supported by the National Science Foundation under DMREF Award Number NSF-CHE-1335486. M. A. W. also acknowledges support from the Resnick Sustainability Institute. This research used resources of the Oak Ridge Leadership Computing Facility at the Oak Ridge National Laboratory, which is supported by the Office of Science of the U.S. Department of Energy under Contract No. DE-AC05-00OR22725. This research also used resources of the National Energy Research Scientific Computing Center, a DOE Office of Science User Facility supported by the Office of Science of the U.S. Department of Energy under Contract No. DE-AC02-05CH11231.

Methods

Molecular Dynamics

The molecular dynamics (MD) simulations employed a systematically parameterized version of the optimized potentials for liquid simulations (OPLS) force-field.^{40,41} All intramolecular modes, atomic partial charges, and ion-polymer Lennard-Jones parameters were parameterized in this work to provide a consistent description of all polymers. Intramolecular modes, such as bonds, angles, and dihedrals, were parameterized by fitting OPLS potential energy terms to mode-scans performed at the B3LYP-D3/def2-TZVP level. For each polymer, a model compound comprised of a tetramer of the polymer capped with methyl groups was employed for the intramolecular mode parametrization. Approximate atomic partial charges were obtained from CHELPG calculations based on the B3LYP-D3/def2-TZVP electron densities at the optimized geometries. After obtaining the intramolecular modes and approximate partial charges, condensed phase MD simulations were performed on the pure oligomers and also solutions with each salt to provide configurations to further refine the atomic partial charges and parametrize the dispersion interactions. Final partial charges on each atom were determined by averaging the results of CHELPG calculations based on the B3LYP-D3/def2-TZVP electron densities for one hundred molecular configurations sampled from condensed phase MD trajectories. Pairwise molecular configurations sampled from the condensed phase MD trajectories were used to parametrize the dispersion contributions to the polymer-polymer, ion-polymer, and ion-ion interactions. The dispersion interactions were parameterized by fitting Lennard-Jones potentials to the residual of the fixed electrostatic interactions and the counter-poise corrected B3LYP-D3/def2-TZVP interaction energies calculated for the pairwise configurations. Full parametrization details, parameter tables, mode scans, and fit potentials are included in the Supporting Information.

All MD simulations were performed within the LAMMPS software suite.⁴² All trajectories employed periodic boundary conditions, particle-particle-particle-mesh (pppm) evalu-

ations of long-range interactions beyond a 14 Å cut-off, a Nosé-Hoover barostat with 1000 fs relaxation, and a Nosé-Hoover thermostat with 100 fs relaxation (NPT). Equations of motion were evolved using the velocity-Verlet integrator and a two femtosecond timestep for polymers without explicit hydrogen atoms and a one femtosecond timestep for polymers with explicit hydrogen atoms. Intramolecular pairwise interactions for atom pairs connected by fewer than four bonds were excluded during the MD simulations to avoid double counting with dihedral energy terms. Ion diffusion and solvation free energy trajectories were initialized from a common set of four independently equilibrated neat polymer trajectories. Each neat polymer trajectory included a single polymer chain with a mass of approximately 30 kDa that was initialized using a protocol to randomize chain orientation and avoid configurations with significant overlap between atoms. These configurations were initially equilibrated at a temperature of 10 K and a pressure of 50 atm for 50 ps, followed by a 10 ns annealing phase at a temperature of 500 K and a pressure of 1 atm. After annealing, the configurations were simulated for 11 ns at a temperature of 400 K and a pressure of 1 atm to collect production data. The first nanosecond of the production trajectories was used for equilibration and the remaining 10 ns were used to confirm the convergence of the density. The final configurations from the neat polymer trajectories were used as input geometries for the ion diffusion and solvation free energy trajectories.

Ion Diffusion Simulations

For each combination of ion and polymer, sixteen independent ion-diffusion trajectories were performed. These trajectories were initialized from the four pre-equilibrated neat polymer trajectories by randomly inserting a single ion into each configuration (four independent insertions for each pre-equilibrated configuration). Each trajectory included a single ion to avoid correlated ion motions, and the excess charge was neutralized with a uniformly distributed background charge. The initial geometry was relaxed by performing 1 ps of NVE dynamics with atom displacements limited to 0.01 Å for each timestep, followed by 1

ns of NPT dynamics at a temperature of 400 K and pressure of 1 atm. After relaxation, an additional 300 ns of NPT dynamics were performed to collect production data. A total of 4.8 μ s of ion diffusion dynamics were collected for each ion in each polymer (16 independent trajectories, each 300 ns long).

Diffusivities can be calculated from the long-timescale trajectories using the Einstein equation

$$D_i = \lim_{t \rightarrow \infty} \frac{d \langle |\mathbf{r}_i(t) - \mathbf{r}_i(0)|^2 \rangle}{6dt}, \quad (1)$$

where D_i is the diffusion coefficient for ion, i , and the term in brackets is the MSD evaluated at time t . Because many of the systems studied still exhibit sub-diffusive behavior even at long times, apparent diffusivities are reported by approximating the derivative in Eq. (1) by finite difference using the MSD at $t = 150$ and $t = 0$ ns.^{17,18} The Li^+ transference number, T_{Li} , was calculated using $T_{\text{Li}} = D_{\text{Li}} / (D_{\text{Li}} + D_{\text{anion}})$.

Contact durations were calculated by defining a characteristic function, $h_{ij}(t)$, that reports on contacts between pairs of atoms

$$h_{ij}(r) = \begin{cases} 1 & , \text{ for } r_{ij} \leq r_{\text{T}} \\ 0 & , \text{ for } r_{ij} > r_{\text{T}} \end{cases}, \quad (2)$$

where i and j denote atomic indices, and r_{T} is a pair-specific threshold distance, which is chosen based on the size of the first coordination shell for the corresponding atom types. Specifically, $r_{\text{T}} = r_{\text{max}} + 2\sigma$, where r_{max} is the radial separation at the first maximum of the corresponding ion-polymer radial-distribution function (see Supporting Information), and σ is the standard deviation obtained by fitting the full width at half maximum of the peak to a Gaussian function. The time autocorrelation function, $\langle h_{ij}(0)h_{ij}(t) \rangle$, was calculated for each contact type by averaging the trajectories with respect to time. Standard errors were calculated by separately averaging the results from the sixteen independent trajectories.

Solvation Free-Energy Calculations

Thermodynamic integration was used to calculate the ion-specific solvation free energies in each polymer.⁴³ For each combination of ion and polymer, sixteen independent ion-insertion trajectories were used. Scaled potentials were used to gradually introduce the ion-polymer potential energy terms, and convergence was facilitated by introducing the polymer-ion Lennard-Jones interactions before introducing the polymer-ion electrostatic interactions. A scaled potential was used to first introduce the polymer-ion Lennard-Jones interactions

$$U_{\text{LJ}}(\lambda_1) = U_{\text{P}} + \lambda_1 (U_{\text{P}+\text{X}_{\text{LJ}}} - U_{\text{P}}) , \quad (3)$$

where λ_1 is the scaling parameter, U_{P} is the potential of the pure polymer, and $U_{\text{P}+\text{X}_{\text{LJ}}}$ is the potential of the pure polymer plus ion-polymer Lennard-Jones interactions. Standard λ -dependent soft-core Lennard-Jones potentials, as implemented in LAMMPS with $n = 1$ and $\alpha_{\text{LJ}} = 0.5$, were used for all ion-polymer interactions to smooth the potential energy function.⁴⁴ When $\lambda_1 = 0$, the ion and polymer are non-interacting, and when $\lambda_1 = 1$, the ion-polymer Lennard-Jones terms fully contribute to the potential energy. A second scaled potential was used to subsequently introduce the polymer-ion electrostatic interactions

$$U_{\text{C}}(\lambda_2) = U_{\text{P}+\text{X}_{\text{LJ}}} + \lambda_2 (U_{\text{P}+\text{X}_{\text{LJ}}+\text{X}_{\text{C}}} - U_{\text{P}+\text{X}_{\text{LJ}}}) , \quad (4)$$

where $U_{\text{P}+\text{X}_{\text{LJ}}+\text{X}_{\text{C}}}$ is the potential of the polymer plus all polymer-ion interactions. The potential in Eq. (4) was implemented by using λ -scaled charges on the ion. When $\lambda_2 = 0$, the ion and polymer interact only through the Lennard-Jones potential, and when $\lambda_2 = 1$, both the ion-polymer electrostatic and Lennard-Jones terms fully contribute to the potential energy. The total solvation free-energy was obtained by

$$\Delta G_{\text{TI}} = \int_0^1 \left\langle \frac{dU_{\text{LJ}}}{d\lambda_1} \right\rangle d\lambda_1 + \int_0^1 \left\langle \frac{dU_{\text{C}}}{d\lambda_2} \right\rangle d\lambda_2 . \quad (5)$$

The brackets in Eq. (5) indicate an ensemble average, and the approximation has been made that the $P\Delta V$ contribution to the free energy change can be safely neglected. The integrals in Eq. (5) were evaluated numerically using the trapezoidal rule, with λ_1 and λ_2 incremented in steps of 0.1 (twenty-one steps total, eleven for the Lennard-Jones phase and eleven for the electrostatics, less one redundant step connecting the two phases). The system was allowed to equilibrate for 100 ps at each λ -step, then an additional 100 ps of dynamics were used for calculating the necessary derivatives. The derivatives in Eq. (5) were calculated by finite-difference. At endpoints, forward or backward finite-difference was used, at all other points the central difference was used with a λ -step of 0.01 to evaluate the derivative. In the case of TFSI⁻, an additional free energy contribution associated with removing the intramolecular electrostatics must be computed. Free-energy perturbation was used to evaluate this contribution from a ten ns MD trajectory of a single TFSI⁻ molecule in vacuum. The reported ΔG_{TI} values were calculated as the average over all ion-insertion trajectories, with errors in the mean estimated by bootstrap resampling (5 million samples).⁴⁵

It is common for borane centers to undergo changes in bonding hybridization and associated structural rearrangements upon anion complexation.⁴⁶ Since these effects are not captured by the force-field used in this work, it is anticipated that the MD thermodynamic integration calculations significantly underestimate the anion solvation free energies in the Lewis-acidic polymers. Using *ab initio* geometry optimizations and energy calculations, we thus include a free-energy-perturbation correction to the solvation free energy (for both the Lewis-acidic polymers and PEO) associated with local structural relaxation during anion complexation,

$$\Delta G_{\text{corr}} = \Delta G_{\text{rel,anion}} - \Delta G_{\text{rel,neat}}, \quad (6)$$

where

$$\Delta G_{\text{rel,anion}} = -\beta^{-1} \ln \langle e^{-\beta \Delta U_{\text{rel,anion}}} \rangle \quad (7)$$

accounts for the free-energy change in the anion-polymer system upon relaxation, and

$$\Delta G_{\text{rel,neat}} = -\beta^{-1} \ln \langle e^{-\beta \Delta U_{\text{rel,neat}}} \rangle \quad (8)$$

accounts for the corresponding effect in the neat polymer. The angle brackets in Eqs. (7) and (8) correspond to ensemble averaging over the MD configurations, and the configuration-specific relaxation energies $\Delta U_{\text{rel,anion}}$ and $\Delta U_{\text{rel,neat}}$ are obtained from quantum chemistry calculations at the PBE-D3/def2-SVP level of theory, as described below.

The $\Delta U_{\text{rel,anion}}$ terms in Eq. (7) were calculated by performing constrained geometry optimizations of the anion solvation structures. For each anion in each polymer, ten solvation snapshots were extracted at 100-picosecond intervals from the dilute ion concentration MD trajectories. Each solvation snapshot consisted of the anion and all polymer atoms within $r_{\text{outer}} = 5 \text{ \AA}$ of any anion atom. The value of r_{outer} was chosen to be large enough to include the first solvation shell for all combinations of polymer and anion ($r_{\text{inner}} = 4.5 \text{ \AA}$, see Fig. S1) plus a buffer region of 0.5 \AA . The united-atom moieties and the terminal atoms of polymer fragments in the solvation snapshot were then hydrogenated, and a constrained geometry optimization of the added hydrogens was performed. Subsequently, a constrained geometry optimization was performed in which all binding atoms (carbon for PEO and boron for all Lewis-acidic polymers) within r_{inner} of any anion atom and polymer atoms within two bonds of those binding atoms were relaxed, while the positions of all anion atoms and remaining polymer atoms were constrained. For instances where these cutoff values return a polymer fragment without any constrained atoms, a position constraint was placed on the atom in the fragment farthest from the anion. The relaxation energy, $\Delta U_{\text{rel,anion}}$, is obtained from the single-point energy difference for the system before and after the constrained geometry optimization. For each combination of polymer and anion, the average number of polymer binding atoms that were within r_{inner} , N_{poly} , is determined, and this value is used in the protocol for the calculation of $\Delta U_{\text{rel,neat}}$.

The $\Delta U_{\text{rel,neat}}$ terms in Eq. (8) were similarly calculated by performing constrained geometry optimizations of snapshots obtained from neat-polymer MD trajectories. The procedures for sampling and optimizing the neat polymer snapshots were identical to the solvation geometries, except that the neat polymer snapshots included all polymer atoms within $r_{\text{outer}} = 7.5 \text{ \AA}$ of the center of the simulation box; this larger value of r_{outer} was used in the neat-polymer calculations to account for the reduced density of binding atoms in the neat-polymer snapshots relative to the anion-containing snapshots. During the geometry relaxation, only the N_{poly} binding atoms closest to the center of the simulation box and the polymer atoms within two bonds of those binding atoms were allowed to relax, where N_{poly} is defined above; this ensures that the same average number of binding atoms are relaxing in calculating both $\Delta U_{\text{rel,anion}}$ and $\Delta U_{\text{rel,neat}}$. The neat relaxation energy, $\Delta U_{\text{rel,neat}}$, is obtained from the single-point energy difference for the system before and after the constrained geometry optimization.

The final expression used to evaluate the solvation free energy for an anion was

$$\Delta G_{\text{S}} = \Delta G_{\text{TI}} + \Delta G_{\text{corr}}. \quad (9)$$

Table S1 includes the values of ΔG_{corr} for all anions in all polymers. For Li^+ in all polymers, $\Delta G_{\text{S}} = \Delta G_{\text{TI}}$.

Salt Lattice Energies

The salt lattice energies for LiCl and LiTriflate presented in Fig. 5b were taken from reference 16. No experimental reference exists for LiTFSI, so the lattice energy was estimated using a modified Kapustinski approach⁴⁷ developed by Jenkins and a volume of 136.1 \AA^3 for TFSI calculated based on the DFT optimized structure at the B3LYP-D3/def2-TZVP level.

References

- [1] Tarascon, J. M. & Armand, M. Issues and challenges facing rechargeable lithium batteries. *Nature* **414**, 359–367 (2001).
- [2] Gray, F. M. *Polymer Electrolytes*. RSC Materials Monographs (The Royal Society of Chemistry, 1997).
- [3] Edman, L., Ferry, A. & Orädd, G. Analysis of diffusion in a solid polymer electrolyte in the context of a phase-separated system. *Phys. Rev. E* **65**, 042803 (2002).
- [4] Hayamizu, K., Sugimoto, K. & Akiba, E. An NMR and ionic conductivity study of ion dynamics in liquid poly(ethylene oxide)-based electrolytes doped with $\text{LiN}(\text{SO}_2\text{CF}_3)_2$. *J. Phys. Chem. B* **106**, 547–554 (2002).
- [5] Wright, P. V. Developments in polymer electrolytes for lithium batteries. *MRS Bull.* 597–602 (2002).
- [6] Zhang, L. *et al.* Highly conductive trimethylsilyl oligo(ethylene oxide) electrolytes for energy storage applications. *J. Mater. Chem.* **18**, 3713–3717 (2008).
- [7] Gorecki, W., Jeannin, M. & Belorizky, E. Physical properties of solid polymer electrolyte PEO(LiTFSI) complexes. *J. Phys. Condens. Matter* **7**, 6823–6832 (1995).
- [8] Johansson, A., Gogoll, A. & Tegenfeldt, J. Diffusion and ionic conductivity in $\text{Li}(\text{CF}_3\text{SO}_3)\text{PEG}_{10}$ and $\text{LiN}(\text{CF}_3\text{SO}_2)_2\text{PEG}_{10}$. *Polymer* **37**, 1387–1393 (1996).
- [9] Leveque, M., Le Nest, J. F., Gandini, A. & Cheradame, H. Cationic transport numbers in polyether-based networks containing lithium salts. *J. Power Sources* **14**, 27–30 (1985).
- [10] Hardy, L. C. & Shriver, D. F. Preparation and electrical response of solid polymer electrolytes with only one mobile species. *J. Am. Chem. Soc.* **107**, 3823–3828 (1985).

- [11] McBreen, J., Lee, H., Yang, X. & Sun, X. New approaches to the design of polymer and liquid electrolytes for lithium batteries. *J. Power Sources* **89**, 163–167 (2000).
- [12] Bouchet, R. *et al.* Single-ion BAB triblock copolymers as highly efficient electrolytes for lithium-metal batteries. *Nat. Mater.* **12**, 452–457 (2013).
- [13] Reddy, V. P., Blanco, M. & Bugga, R. Boron-based anion receptors in lithium-ion and metal-air batteries. *J. Power Sources* **247**, 813–820 (2014).
- [14] Fenton, D. E., Parker, J. M. & Wright, P. V. Complexes of alkali metal ions with poly(ethylene oxide). *Polymer* **14**, 589 (1973).
- [15] Shriver, D. F. *et al.* Structure and ion transport in polymer-salt complexes. *Solid State Ion.* **5**, 83–88 (1981).
- [16] Bruce, P. & Vincent, C. Polymer electrolytes. *J. Chem. Soc. Faraday Trans.* **89**, 3187 (1993).
- [17] Webb, M. A. *et al.* Systematic computational and experimental investigation of lithium-ion transport mechanisms in polyester-based polymer electrolytes. *ACS Cent. Sci.* (2015).
- [18] Borodin, O. & Smith, G. D. Mechanism of ion transport in amorphous poly(ethylene oxide)/LiTFSI from molecular dynamics simulations. *Macromolecules* **39**, 1620–1629 (2006).
- [19] Watanabe, M., Itoh, M., Sanui, K. & Ogata, N. Carrier transport and generation processes in polymer electrolytes based on poly(ethylene oxide) networks. *Macromolecules* **20**, 569–573 (1987).
- [20] Pesko, D. M. *et al.* Effect of monomer structure on ionic conductivity in a systematic set of polyester electrolytes. *Solid State Ionics* **289**, 118–124 (2016). URL <http://www.sciencedirect.com/science/article/pii/S0167273815300837>.

- [21] Timachova, K., Watanabe, H. & Balsara, N. Effect of molecular weight and salt concentration on ion transport and the transference number in polymer electrolytes. *Macromolecules* **48**, 7882–7888 (2015).
- [22] Barteau, K. *et al.* Allyl glycidyl ether-based polymer electrolytes for room temperature lithium batteries. *Macromolecules* **46**, 8988–8994 (2013).
- [23] Ratner, M. A. & Shriver, D. F. Ion transport in solvent-free polymers. *Chem. Rev.* **88**, 109–124 (1988).
- [24] Muhuri, P., Das, B. & Hazra, D. Ionic association of some lithium salts in 1, 2-dimethoxyethane. a raman spectroscopic and conductivity study. *J. Phys. Chem. B* **101**, 3329–3332 (1997). URL <http://pubs.acs.org/doi/abs/10.1021/jp963747d>.
- [25] Boden, N., Leng, S. & Ward, I. Ionic conductivity and diffusivity in polyethylene oxide/electrolyte solutions as models for polymer electrolytes. *Solid State Ion.* **45**, 261–270 (2002).
- [26] Webb, M. A., Savoie, B. M., Wang, Z.-G. & Miller III, T. F. Chemically specific dynamic bond percolation model for ion transport in polymer electrolytes. *Macromolecules* **48**, 7346–7358 (2015). URL <http://dx.doi.org/10.1021/acs.macromol.5b01437>.
- [27] Zhang, S. & Angell, C. A novel electrolyte solvent for rechargeable lithium and lithium-ion batteries. *J. Electrochem. Soc.* **143**, 4047–4053 (2004).
- [28] Lee, H., Yang, X., Xiang, C., McBreen, J. & Choi, L. The synthesis of a new family of boron-based anion receptors and the study of their effect on ion pair dissociation and conductivity of lithium salts in nonaqueous solutions. *J. Electrochem. Soc.* **145**, 2813–2818 (1998). URL <http://jes.ecsdl.org/content/145/8/2813.short>.
- [29] Müller-Plathe, F. Permeation of polymers - a computational approach. *Acta Polymer* **45**, 259–293 (1994).

- [30] Müller-Plathe, F. & Van Gunsteren, W. Computer simulation of a polymer electrolyte: Lithium iodide in amorphous poly(ethylene oxide). *J. Chem. Phys.* **103**, 4745 (1994).
- [31] Lin, K. & Maranas, J. Superionic behavior in polyethylene-oxide-based single-ion conductors. *Phys. Rev. E* **88**, 052602 (2013).
- [32] Lin, K. & Maranas, J. Does decreasing ion-ion association improve cation mobility in single ion conductors? *Phys. Chem. Chem. Phys.* **15**, 16143 (2013).
- [33] Bruce, P. G., Scrosati, B. & Tarascon, J.-M. Nanomaterials for rechargeable lithium batteries. *Angew. Chem. Int. Ed.* **47**, 2930–2946 (2008).
- [34] Croce, F., Appetecchi, G. B., Persi, L. & Scrosati, B. Nanocomposite polymer electrolytes for lithium batteries. *Nature* **394**, 456–458 (1998).
- [35] Sylla, S., Sanchez, J. Y. & Armand, M. Electrochemical study of linear and crosslinked poe-based polymer electrolytes. *Electrochim. Acta* **37**, 1699–1701 (1992).
- [36] Liang, S., Choi, U. H., Liu, W., Runt, J. & Colby, R. H. Synthesis and lithium ion conduction of polysiloxane single-ion conductors containing novel weak-binding borates. *Chem. Mater.* **24**, 2316–2323 (2012).
- [37] Lee, H., Yang, X., Xiang, C. & McBreen, J. Synthesis of anion receptor grafted siloxane polymers and the ionic conductivity studies of polymer-salt complexes. *J. Electrochem. Soc.* **146**, 941–946 (1999). URL <http://jes.ecsdl.org/content/146/3/941.short>.
- [38] Matsumi, N., Sugai, K. & Ohno, H. Selective ion transport in organoboron polymer electrolytes bearing a mesitylboron unit. *Macromolecules* **35**, 5731–5733 (2002).
- [39] Barnes, T. A., Kaminski, J. W., Borodin, O. & Miller, T. F. Ab initio characterization of the electrochemical stability and solvation properties of condensed-phase ethylene carbonate and dimethyl carbonate mixtures. *J. Phys. Chem. C* **119**, 3865–3880 (2015). URL <http://dx.doi.org/10.1021/jp510882g>.

- [40] Jorgensen, W. L., Madura, J. D. & Swenson, C. J. Optimized intermolecular potential functions for liquid hydrocarbons. *J. Am. Chem. Soc.* **106**, 6638–3346 (1984).
- [41] Briggs, J. M., Matsui, T. & Jorgensen, W. L. Monte Carlo simulations of liquid alkyl ethers with the OPLS potential functions. *J. Comput. Chem.* **11**, 958–971 (1990).
- [42] Plimpton, S. Fast parallel algorithms for short-range molecular dynamics. *J. Comput. Phys.* **117**, 1–19 (1994).
- [43] Frenkel, D. & Smit, B. *Understanding Molecular Simulation: From Algorithms to Applications* (Academic Press, 2001), 2nd edn.
- [44] Beutler, T. C., Mark, A. E., van Schaik, R. C., Gerber, P. R. & van Gunsteren, W. F. Avoiding singularities and numerical instabilities in free energy calculations based on molecular simulations. *Chem. Phys. Lett.* **222**, 529–539 (1994).
- [45] Efron, B. & Tibshirani, R. J. *An Introduction to the Bootstrap* (Chapman and Hall/CRC, 1993), 1st edn.
- [46] Onak, T. *Organoborane Chemistry*. Organometallic Chemistry Series (Academic Press, 1975).
- [47] Jenkins, H., Roobottom, H., Passmore, J. & Glasser, L. Relationships among ionic lattice energies, molecular (formula unit) volumes, and thermochemical radii. *Inorg. Chem.* **38**, 3609–3620 (1998). URL <http://pubs.acs.org/doi/abs/10.1021/ic9812961>.

Table 1: Apparent ion diffusivities and monomer-unit diffusivities^a calculated for each of the polymer electrolytes in the dilute-ion regime.^b

| Polymer | $D_{\text{Li}}^{\text{app}}$ | $D_{\text{Cl}}^{\text{app}}$ | $D_{\text{triflate}}^{\text{app}}$ | $D_{\text{TFSI}}^{\text{app}}$ | $D_{\text{seg}}^{\text{app}}$ |
|---------|------------------------------|------------------------------|------------------------------------|--------------------------------|-------------------------------|
| PEO | 0.79(6) | 22(2) | 11(1) | 5.9(6) | 1.05(2) |
| CBC | 2.7(3) | 2.4(3) | 7.1(7) | 17(1) | 1.63(2) |
| CBCC | 0.16(1) | 0.66(6) | 1(2) | 0.8(1) | 0.79(1) |
| HBC | 0.56(9) | 1.3(3) | 1.3(2) | 1.3(1) | 2.07(6) |
| HBCC | 6(1) | 4.0(7) | 16(3) | 16(3) | 1.37(2) |

^aCalculated based on the average MSD of oxygen or boron in each polymer

^bFor all cases, apparent diffusivity is based on the MSD at $t = 150$ ns, as described in the methods section. Units of $10^{-7} \text{ cm}^2 \cdot \text{s}^{-1}$ are reported. Numbers in parentheses indicate the statistical uncertainty in the last reported digit.

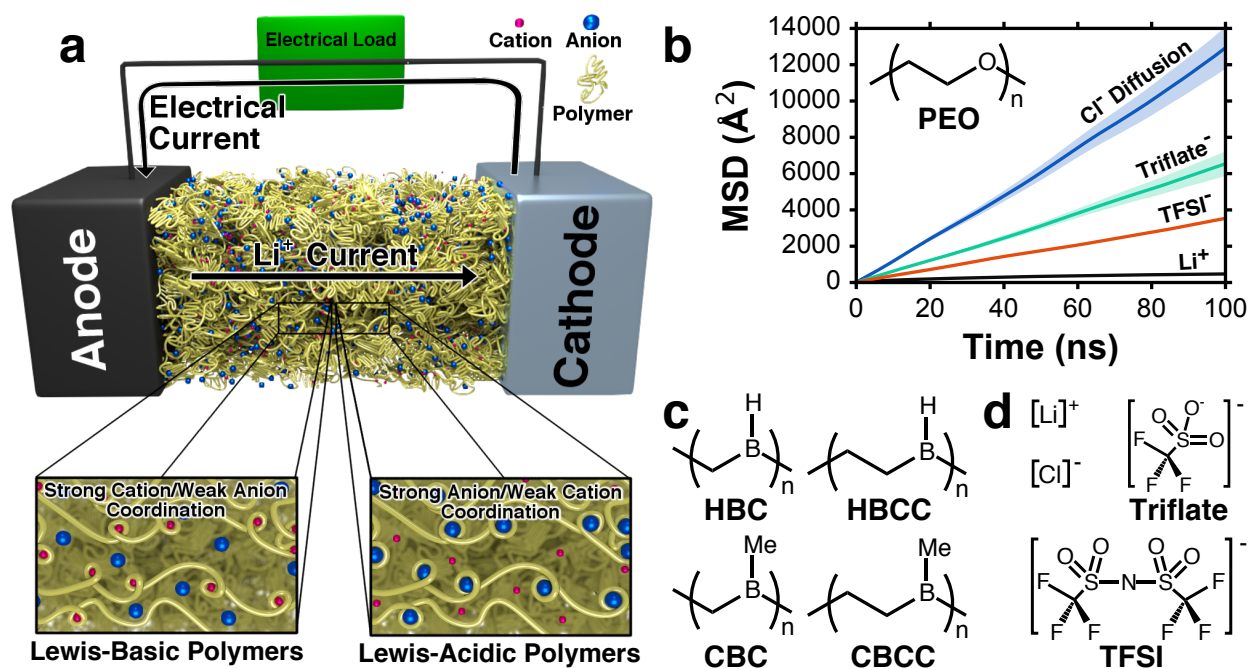


Figure 1: Overview of the new polymer electrolyte concept, motivating problem, and materials. (a) Schematic depiction of solid polymer electrolyte operation in Lewis-basic polymers and Lewis-acidic polymers. Cations are preferentially complexed in the conventional Lewis-basic environment, whereas anion complexation is promoted in Lewis-acidic environments. (b) Mean-squared displacement of Li⁺ and several anions in PEO in the dilute-ion regime, based on MD trajectories at 400 K. The asymmetric transport of anions and cations in PEO is reflected in the higher diffusivities of all anions relative to Li⁺. Average values are plotted as solid lines and standard errors are plotted as shaded regions. (c) Chemical structures of the Lewis-acidic polymers simulated in this study. (d) Chemical structures of the ions simulated in this study.

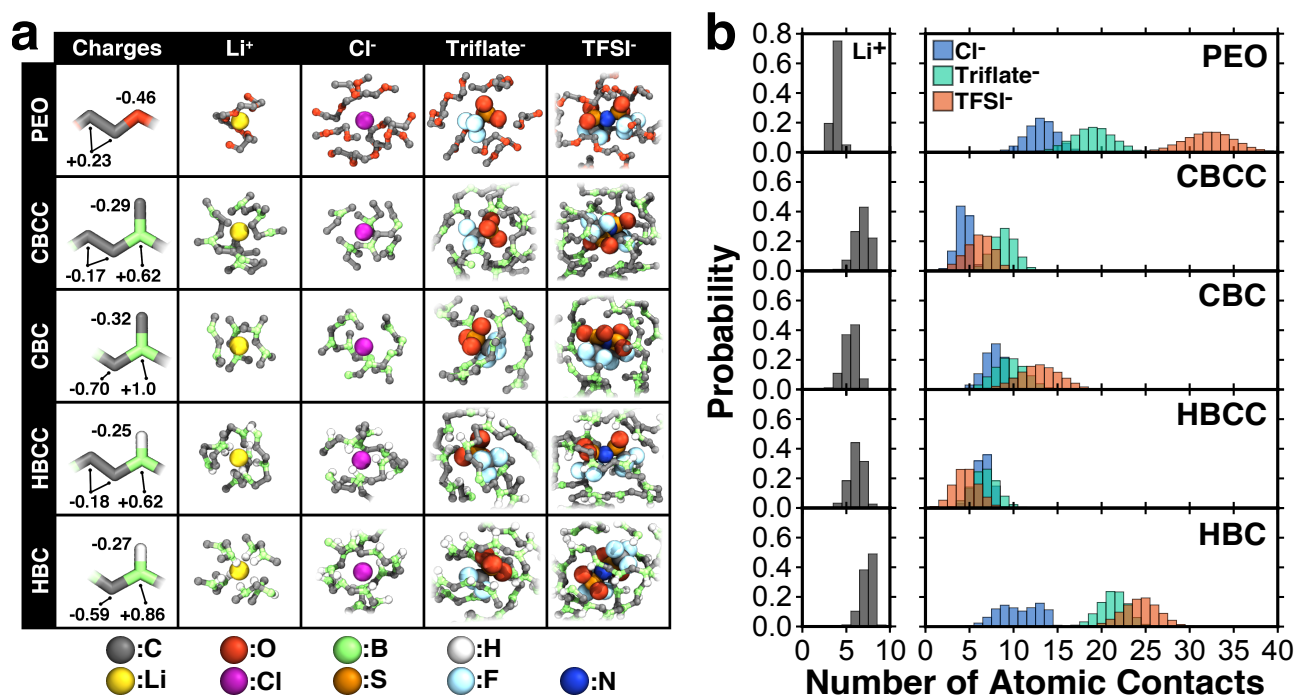


Figure 2: Contrasting ion coordination behavior in Lewis-basic and Lewis-acidic polymers. (a) Representative coordination structures of each ion in each polymer. The CHELPG derived partial charges used in the MD simulations are shown in the left column. (b) Histograms of the number of polymer-ion contacts averaged across the simulations. All data is derived from MD trajectories at 400 K in the dilute-ion regime.

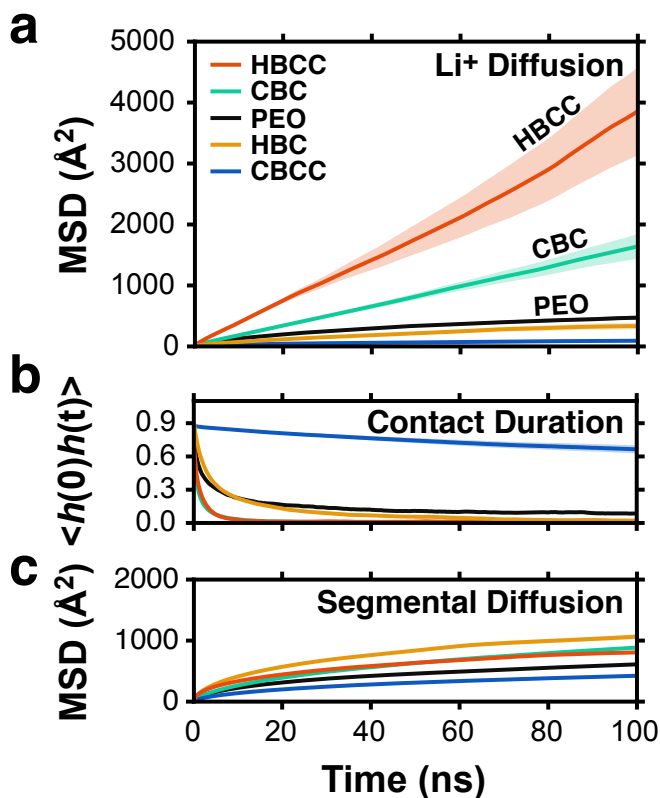


Figure 3: Contrasting Li⁺ transport behavior in Lewis-basic and Lewis-acidic polymers. (a) Comparison of the mean-squared displacement (MSD) of Li⁺ in all polymers. (b) Contact durations for Li⁺ and the predominant binding atoms in each polymer (see Figure 2a, O for PEO; CH₃ for CBC; CH₂ for CBCC; and H for HBC and HBCC). (c) MSD of the polymer monomer units. All data is derived from MD trajectories at 400 K in the dilute-ion regime. Average values are plotted as solid lines and standard errors are plotted as shaded regions.

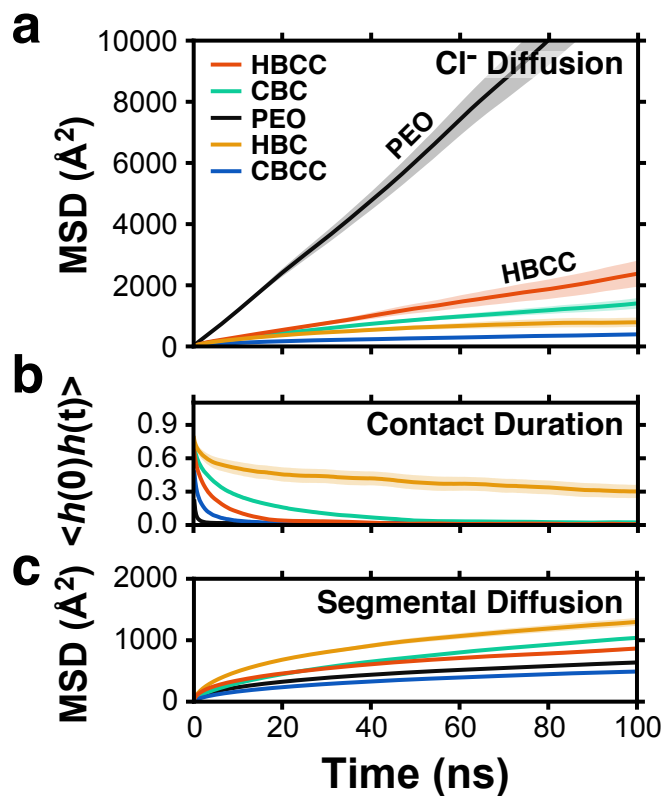


Figure 4: Contrasting Cl^- transport behavior in Lewis-basic and Lewis-acidic polymers. (a) Comparison of the mean-squared displacement (MSD) of Cl^- in all polymers. (b) Contact durations for Cl^- and its predominant binding atom in each polymer (see Figure 2a, C for PEO and B for all Lewis-acidic polymers). (c) MSD of the polymer monomer units. All data is derived from MD trajectories at 400 K in the dilute-ion regime. Average values are plotted as solid lines and standard errors are plotted as shaded regions.

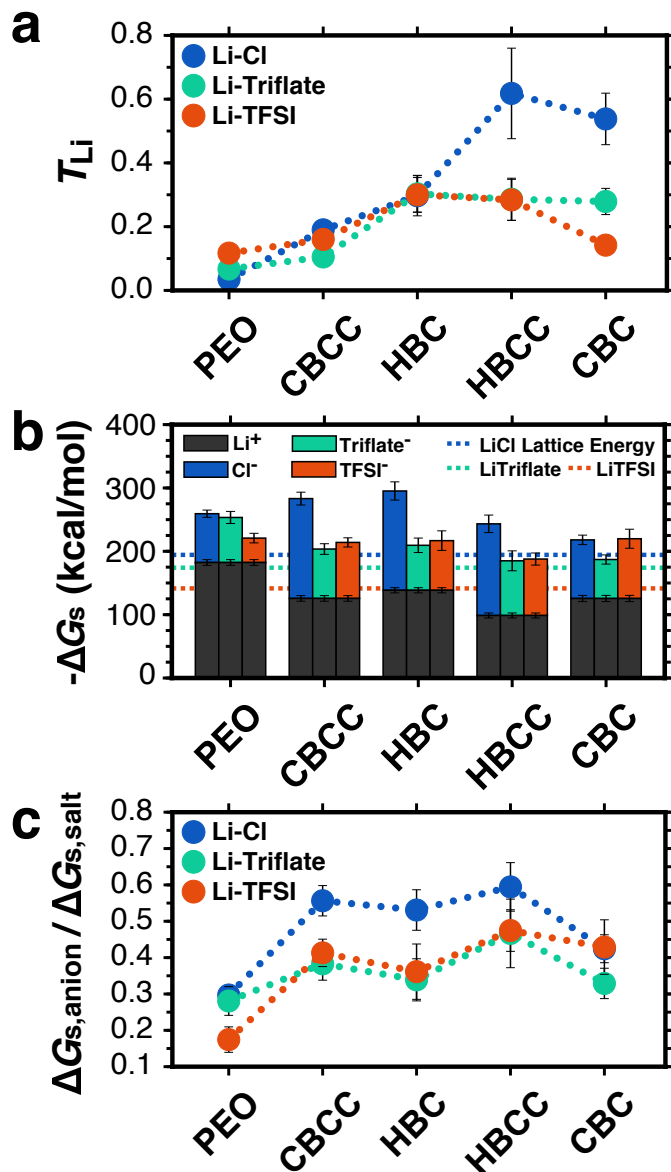


Figure 5: Comparison of T_{Li} and ion solvation free energies in Lewis-basic and Lewis-acidic polymers. (a) Transference numbers for all salts in the dilute-ion regime. Dotted lines are a guide to the eye. (b) Solvation free energies for each ion in each polymer and the lattice energies of the corresponding Li-salts (dotted lines). (c) Fractional contribution of each anion to the total salt solvation free energy for each polymer. All free energies are calculated via thermodynamic integration at 400 K in the dilute-ion regime. The anion solvation free energies have an additional contribution from the quantum chemical relaxation of the solvation structures calculated via free-energy perturbation.