

Spectral line intensity and polarization in gas-dusty medium

N. A. Silant'ev¹, G. A. Alekseeva, V. V. Novikov

Central Astronomical Observatory at Pulkovo of Russian Academy of Sciences,
196140, Saint-Petersburg, Pulkovskoe shosse 65, Russia

received..... 2016, accepted....

Abstract

We study the standard spectral line radiative transfer equation for media consisting of resonant atoms and non-resonant components (the dust grains and the atoms without considered spectral transition). Our goal is to study the intensity and polarization of the resonance radiation emerging from semi-infinite atmosphere. Using the known technique of resolvent matrices, we obtain the exact solution of vectorial radiative transfer equation for various sources of non-polarized radiation in semi-infinite atmosphere. Homogeneous, linear increasing and exponentially decreasing sources are considered. Recall, that' with the homogeneous sources correspond to the isothermal atmosphere and the exponential ones correspond to the incident radiation with different angles of inclination.

Keywords: Radiative transfer, spectral lines, scattering, gas-dusty atmosphere

¹ E-mail: nsilant@bk.ru

1 Introduction

The observation of spectral lines is the most important technique of investigation in astrophysics. First of all the intensity of spectral line was considered. The angular distribution of scattered radiation was assumed isotropic. The problems of the scalar spectral line transfer were presented in known monographs by Ivanov (1973) and Mihalas (1982).

The problems with non-isotropic and polarized radiation are more difficult to consider (see, for example, Stenflo 1976, Rees & Saliba 1982; Faurobert 1988, Faurobert-Sholl & Frisch 1989; Faurobert-Sholl et al. 1997). It should be also noted the papers by Ivanov 1996, Ivanov et al. 1997, and Dementyev 2008, 2010. Simple quantum mechanical study of the resonance line problems is given in the standard text-book by Landau & Lifshitz vol. 4, part 1 (1968).

The polarization of spectral line depends also on the magnetic field. Most exhaustive radiative transfer problems in magnetized atmosphere are presented in the books by Fluri (2003) and Landi degl'Innocenti & Landolfi (2004).

We present here the transfer equation for polarized spectral line radiation in non-magnetized media considering three types of particles - atoms with the resonant level, atoms without considered resonant level and the dust grains.

A detailed quantum-mechanical theory (see Landau & Lifshitz 1968) gives rise to the following formulas for the scattering cross-section and the absorption one (describing the process of collisional deexcitation, or destruction, see Hummer & Rybicki 1971):

$$\begin{aligned}\sigma_{res}^{(s)}(\nu) &= \frac{\sigma_{res}^{(s)}}{(\nu - \nu_0)^2 + \gamma^2}, \\ \sigma_{res}^{(a)}(\nu) &\sim \frac{Const \gamma}{(\nu - \nu_0)^2 + \gamma^2}.\end{aligned}\quad (1)$$

These cross-sections have the Lorentz shape. Here ν_0 is the central frequency of resonance line, the value γ is the line width. The absorption coefficient is proportional to small parameter γ . Note that the line width includes all types of scattering - both elastic and non-elastic. Formulas (1) correspond to the rest frame of the resonance atom.

The allowance for Doppler shift of frequencies in the thermal motions of atoms gives rise to the final form of cross-sections (see Ivanov 1973):

$$\begin{aligned}\sigma_{res}^{(s)}(\nu) &= \sigma_{res}^{(s)} \varphi_V(\nu), \\ \sigma_{res}^{(a)}(\nu) &= \sigma_{res}^{(a)} \varphi_V(\nu),\end{aligned}\quad (2)$$

where $\varphi_V(\nu)$ is known Voigt normalized profile.

Further we will use the total cross-section notation:

$$\sigma^{(t)} \equiv \sigma^{(s)} + \sigma^{(a)}.\quad (3)$$

Very important part of our study is the choice of redistribution matrix $\hat{R}(\nu, \mathbf{n}; \nu', \mathbf{n}')$. We chose the most simple form used in many papers, in particular, in Ivanov et al. 1997. This is complete frequency redistribution matrix (see Eqs.(4) and (11)). The matrix \hat{R} describes the probability to scatter the initial resonance radiation taking the frequency ν' and direction \mathbf{n}' into radiation with frequency ν and direction \mathbf{n} , as a result, of the scattering on a resonant atom.

The complete frequency redistribution matrix has the form:

$$\hat{R}(\nu, \mathbf{n}; \nu', \mathbf{n}') = (1/4\pi)\varphi(\nu)\varphi(\nu')\hat{P}(\mathbf{n}, \mathbf{n}').\quad (4)$$

Here $\varphi(\nu)$ is normalized profile of scattering and absorption cross-sections; the matrix $\hat{P}(\mathbf{n}, \mathbf{n}')$ for a number of cases is given in the book by Chandrasekhar (1960).

In radiative transfer equation without introduction of dimensionless optical depth, the integral term, describing the scattering of radiation, contains redistribution matrix with the term $N_{res}\sigma_{res}^{(s)}$. Here N_{res} is the number density of resonant atoms, $\sigma_{res}^{(s)}$ is frequency averaged cross-section of the resonance scattering. Note that the detailed formulas for $\sigma_{res}^{(s)}$ and $\sigma_{res}^{(a)}$ are given in books by Ivanov (1973) and by Mihalas (1982).

Below we consider the axially symmetric problems, where the Stokes parameter $U = 0$. In this case $\hat{R}(\nu, \mathbf{n}; \nu', \mathbf{n}') \rightarrow \hat{R}(\nu, \mu; \nu', \mu')$ and the $\hat{P}(\mathbf{n}, \mathbf{n}')$ transforms to $2\pi\hat{P}(\mu, \mu')$ form, where μ, μ' are the cosines of angles between \mathbf{n}, \mathbf{n}' and the normal \mathbf{N} to the surface of the atmosphere.

2 Radiative transfer equation for Stokes parameters $I(\tau, \nu, \mu)$ and $Q(\tau, \nu, \mu)$ in the case of spectral line

We will consider the vectorial radiative transfer equation for the intensity I and the Stokes parameter Q , which describe axially symmetric problems. Usually one uses the optical depth:

$$d\tau = N_{res}(\sigma_{res}^{(s)} + \sigma_{res}^{(a)})dz \equiv N_{res}\sigma_{res}^{(t)}dz, \quad (5)$$

independent of the frequency ν , where N_{res} is the number density of resonant atoms, $\sigma_{res}^{(s)}$ and $\sigma_{res}^{(a)}$ are the frequency averaged corresponding cross-sections. Recall, that the cross-sections:

$$\sigma_{res}^{(s,a)}(\nu) = \sigma_{res}^{(s,a)}\varphi(\nu), \quad (6)$$

where normalized function $\varphi(\nu)$ describes the shape of the scattering and absorption cross-sections. As the $\varphi(\nu)$ -function we take the function, which describes the Doppler shape of spectral line. This shape arises from the Voigt function for very small value of parameter γ :

$$\varphi_D(\nu) = \frac{1}{\sqrt{\pi}\Delta\nu_D} \exp\left[-\left(\frac{\nu - \nu_0}{\Delta\nu_D}\right)^2\right],$$

$$\int_{-\infty}^{\infty} d\nu \varphi_D(\nu) = 1. \quad (7)$$

Here $\Delta\nu_D$ is Doppler's width:

$\Delta\nu_D = \nu_0\sqrt{u_{th}^2 + u_{turb}^2}/c$, where the thermal velocity along the line of sight is $u_{th} = \sqrt{2kT/M}$, and the analogous turbulent velocity is the mean

value of chaotic motions $u_{turb}^2 = \langle \mathbf{u}^2(\mathbf{r}, t) \rangle / 3$. Parameter c is the speed of light.

The first term in radiative transfer equation describes the extinction of the radiation. In our case of the three - component medium the extinction factor $\chi(\nu)$ has the form:

$$\chi(\nu) = N_{res}\sigma_{res}^{(t)}\varphi(\nu) + N_{grain}\sigma_{grain}^{(t)} + N_{atom}\sigma_{atom}^{(t)} \equiv N_{res}\sigma_{res}^{(t)}\alpha(\nu), \quad (8)$$

where dimensionless extinction factor $\alpha(\nu)$ is:

$$\alpha(\nu) = \varphi(\nu) + \beta,$$

$$\beta = \frac{N_{grain}\sigma_{grain}^{(t)} + N_{atom}\sigma_{atom}^{(t)}}{N_{res}\sigma_{res}^{(t)}} \equiv \beta_{grain} + \beta_{atom}. \quad (9)$$

Parameter β describes the extinction by dust grains and non-resonant atoms, i.e. by particles which do not have the considered resonant level. N_{grain} and N_{atom} are corresponding number densities.

According to usual procedure of derivation of radiative transfer equation with the optical depth $d\tau = N_{res}\sigma_{res}^{(t)}dz$, we obtain the following equation:

$$\mu \frac{d\mathbf{I}(\tau, \nu, \mu)}{d\tau} = \alpha(\nu)\mathbf{I}(\tau, \nu, \mu) -$$

$$(1 - \epsilon) \int_{-1}^1 d\mu' \int_{-\infty}^{\infty} d\nu' \hat{R}(\nu, \mu; \nu', \mu')\mathbf{I}(\tau, \nu', \mu') -$$

$$\varphi(\nu)s(\tau, \nu) \begin{pmatrix} 1 \\ 0 \end{pmatrix}. \quad (10)$$

Here we introduced the (column) vector \mathbf{I} with the components (I, Q) , where $I(\tau, \nu, \mu)$ and $Q(\tau, \nu, \mu)$ [erg/cm² Hz s sr] are the intensity and the Q- Stokes parameter, respectively. The value ν is the frequency of light, $\mu = \cos\vartheta$. The angle ϑ is the angle between the line of sight \mathbf{n} and the normal to the plane-parallel atmosphere \mathbf{N} . The parameter $(1 - \epsilon) = \sigma_{res}^{(s)}/\sigma_{res}^{(t)}$ is the probability of scattering on the resonant atom. Parameter $\epsilon = \sigma_{res}^{(a)}/\sigma_{res}^{(t)}$ is the destruction probability (see Frisch & Frisch 1977). The source term $\varphi(\nu)s(\tau, \nu)$ is the scattered non-polarized isotropic Plank's radiation.

The cross-section of the resonance line scattering in optical range is of the order $\sigma_{res} \simeq 10^{-16}$ cm² (see, for example, Gasiorovich 1996). The cross-section of the scattering for non-resonant radiation is much lesser $\sigma_{atom} \simeq 10^{-28}$ cm². Remind, that the Thomson cross-section of scattering on free electrons is $\sigma_T \simeq 6.4 \cdot 10^{-25}$ cm², larger than atom's cross-section. The cross-section $\sigma_{grain} \sim r^2 \gg \sigma_{atom}$, where r is the radius of a grain. It appears that $\sigma_{grain}^{(t)} \gg \sigma_{atom}^{(t)}$.

It is also seen from Eq.(9) that the extinction factor $\beta = \beta_{grain} + \beta_{atom}$ is the sum of the part,

depending on the dust grains, and part, depending on non-resonant atoms. The case $N_{atom} \gg N_{grain}$ may correspond to $\beta_{atom} \sim \beta_{grain}$. We will investigate the dependence of the radiation intensity and polarization on the parameter β which consists of the sum of these parameters. Note that only the particular models can present the values β_{grain} and β_{atom} separately.

The matrix $\hat{R}(\nu, \mu; \nu', \mu')$ in general has very complex form

(see McKenna 1985; Landi degl'Innocenti & Landolfi 2004).

This is the reason why one uses the model of complete (full) redistributed matrix:

$$\hat{R}(\nu, \mu; \nu', \mu') = \frac{1}{2} \varphi(\nu) \varphi(\nu') \hat{P}(\mu, \mu'), \quad (11)$$

It appears that formula (11) corresponds to the case when during the lifetime of atomic level many impacts hold.

The matrix $\hat{P}(\mu, \mu')$ has the form:

$$\hat{P}(\mu, \mu') = \hat{A}(\mu^2) \hat{A}^T(\mu'^2). \quad (12)$$

The matrix $\hat{A}(\mu^2)$ is (see Ivanov et al. 1997):

$$\hat{A}(\mu^2) = \begin{pmatrix} 1, & \sqrt{\frac{W}{8}}(1 - 3\mu^2) \\ 0, & 3\sqrt{\frac{W}{8}}(1 - \mu^2) \end{pmatrix}. \quad (13)$$

Here parameter W depends on quantum numbers of transition atomic levels. For simplest case of dipole transition $W = 1$. Our calculations in Ch. 5 corresponds to this case. Note that the superscript T will be used for matrix transpose. Note also that there exists the equality:

$$\begin{pmatrix} 1 \\ 0 \end{pmatrix} \equiv \hat{A}(\mu^2) \begin{pmatrix} 1 \\ 0 \end{pmatrix}. \quad (14)$$

Using the dimensionless frequencies $x = (\nu - \nu_0) / \Delta\nu_D$ and identity (14), the transfer equation (10) can be written in the form:

$$\mu \frac{d\mathbf{I}(\tau, x, \mu)}{d\tau} = \alpha(x) \mathbf{I}(\tau, x, \mu) - \varphi(x) \hat{A}(\mu^2) \mathbf{S}(\tau), \quad (15)$$

where the vector $\mathbf{S}(\tau)$ is:

$$\mathbf{S}(\tau) = s(\tau) \begin{pmatrix} 1 \\ 0 \end{pmatrix} + \frac{1 - \epsilon}{2} \int_{-1}^1 d\mu \int_{-\infty}^{\infty} dx \varphi(x) \hat{A}^T(\mu^2) \mathbf{I}(\tau, x, \mu). \quad (16)$$

It is easy check that for the case $\beta = 0$, $\epsilon = 0$ and $s(\tau) = 0$ there exists the conservation law for the total flux of radiation:

$$\frac{dF(\tau)}{d\tau} = 0, \quad F(\tau) = \int_{-1}^1 d\mu \int_{-\infty}^{\infty} dx I(\tau, x, \mu). \quad (17)$$

Using known formal solution of Eq.(15) (see Chandrasekhar 1960, Silant'ev et al. 2015), we derive the integral equation for $\mathbf{S}(\tau)$:

$$\mathbf{S}(\tau) = \mathbf{g}(\tau) + \int_0^{\infty} d\tau' \hat{L}(|\tau - \tau'|) \mathbf{S}(\tau'). \quad (18)$$

The free term $\mathbf{g}(\tau)$ has the form:

$$\mathbf{g}(\tau) = s(\tau) \begin{pmatrix} 1 \\ 0 \end{pmatrix}. \quad (19)$$

The matrix kernel of integral equation (18) is the following:

$$\hat{L}(|\tau - \tau'|) = \int_0^1 \frac{d\mu}{\mu} \int_{-\infty}^{\infty} dx \varphi^2(x) \times \exp\left(-\frac{\alpha(x)|\tau - \tau'|}{\mu}\right) \hat{\Psi}(\mu^2), \quad (20)$$

where

$$\hat{\Psi}(\mu^2) = \frac{1 - \epsilon}{2} \hat{A}^T(\mu^2) \hat{A}(\mu^2). \quad (21)$$

Note that the matrix $\hat{\Psi}$ is symmetric: $\hat{\Psi}^T = \hat{\Psi}$. This property gives rise to symmetry of kernel $\hat{L}^T = \hat{L}$. The explicit form of matrix $\hat{\Psi}(\mu^2)$ is the following:

$$\hat{\Psi}(\mu^2) = \frac{1 - \epsilon}{2} \begin{pmatrix} 1, & \sqrt{\frac{W}{8}}(1 - 3\mu^2) \\ \sqrt{\frac{W}{8}}(1 - 3\mu^2), & \frac{W}{4}(5 - 12\mu^2 + 9\mu^4) \end{pmatrix}. \quad (22)$$

Below we follow to general theory of resolvent matrices, which is given in Silant'ev et al. (2015).

3 Solution of integral equation for $\mathbf{S}(\tau)$ using resolvent matrix

According to the standard theory of integral equations (see, for example, Smirnov 1964), the solution of Eq. (18) can be presented in the form:

$$\mathbf{S}(\tau) = \mathbf{g}(\tau) + \int_0^{\infty} d\tau' \hat{R}(\tau, \tau') \mathbf{g}(\tau'), \quad (23)$$

where the resolvent matrix $\hat{R}(\tau, \tau')$ obeys the integral equation

$$\hat{R}(\tau, \tau') = \hat{L}(|\tau - \tau'|) + \int_0^{\infty} d\tau'' \hat{L}(|\tau - \tau''|) \hat{R}(\tau'', \tau'). \quad (24)$$

It has the property $\hat{R}^T(\tau, \tau') = \hat{R}(\tau', \tau)$. We see that the equation for $\hat{R}(\tau, 0)$ follows from Eq.(24):

$$\hat{R}(\tau, 0) = \hat{L}(\tau) + \int_0^\infty d\tau' \hat{L}(|\tau - \tau'|) \hat{R}(\tau', 0). \quad (25)$$

The general theory (see Sobolev (1969) and Silant'ev et al. 2015) demonstrates that the resolvent $\hat{R}(\tau, \tau')$ can be calculated, if we know the matrices $\hat{R}(\tau, 0)$ and $\hat{R}(0, \tau')$. This is seen directly from the expression for double Laplace transform of $\hat{R}(\tau, \tau')$ with the parameters a and b :

$$\tilde{\hat{R}}(a, b) = \frac{1}{a+b} [\tilde{\hat{R}}(a, 0) + \tilde{\hat{R}}(0, b) + \tilde{\hat{R}}(a, 0) \tilde{\hat{R}}(0, b)]. \quad (26)$$

Taking the Laplace transform of $\hat{R}(\tau, 0)$ and using the relation (26), we can derive non-linear equation for H -matrix:

$$\hat{H}(z) = \hat{E} + \tilde{\hat{R}}\left(\frac{1}{z}, 0\right), \quad (27)$$

where $\tilde{\hat{R}}(1/z, 0)$ is the Laplace transform of $\hat{R}(\tau, 0)$ with parameter $1/z$. \hat{E} is the unit matrix. This equation has the form:

$$\hat{H}(z) = \hat{E} + \hat{H}(z) \int_{-\infty}^\infty dx' \varphi^2(x') \int_0^1 \frac{d\mu'}{\mu'} \times \frac{1}{1/z + \alpha(x')/\mu'} \hat{H}^T\left(\frac{\mu'}{\alpha(x')}\right) \hat{\Psi}(\mu'^2), \quad (28)$$

The $\hat{H}(z)$ -matrix can be calculated, if we know $\hat{H}\left(\frac{\mu}{\alpha(x)}\right)$, which obeys the following non-linear equation:

$$\hat{H}\left(\frac{\mu}{\alpha(x)}\right) = \hat{E} + \hat{H}\left(\frac{\mu}{\alpha(x)}\right) \int_{-\infty}^\infty dx' \int_0^1 \frac{d\mu'}{\mu'} \times \frac{\varphi^2(x')}{\alpha(x)/\mu + \alpha(x')/\mu'} \hat{H}^T\left(\frac{\mu'}{\alpha(x')}\right) \hat{\Psi}(\mu'^2). \quad (29)$$

The effective methods of numerical calculation of \hat{H} -matrix are presented in papers Krease & Siewert (1971), Rooij et al.(1989) and Dementyev (2008).

4 Formulas for emerging radiation

According to Eq.(15), the vector $\mathbf{I}(0, x, \mu)$, describing the outgoing radiation, has the form:

$$\mathbf{I}(0, x, \mu) \equiv \mathbf{I}(x, \mu) = \varphi(x) \hat{A}(\mu^2) \times \int_0^\infty \frac{d\tau}{\mu} \exp\left(-\frac{\alpha(x)\tau}{\mu}\right) \mathbf{S}(\tau), \quad (30)$$

i.e. this expression is proportional to the Laplace transform of $\mathbf{S}(\tau)$ over variable τ . The presence of function $\varphi(x) \sim \exp(-x^2)$ in Eq.(30) guarantees that $\mathbf{I}(x, \mu)$ tends to zero for $x \sim (3 \div 4)$. The vector $\mathbf{S}(\tau)$ is presented in Eq.(23). The Laplace transform of this vector can be written as:

$$\tilde{\mathbf{S}}\left(\frac{\alpha(x)}{\mu}\right) = \int_0^\infty d\tau \left[\hat{E} \exp\left(-\frac{\alpha(x)\tau}{\mu}\right) + \tilde{\hat{R}}\left(\frac{\alpha(x)}{\mu}, \tau\right) \right] \mathbf{g}(\tau). \quad (31)$$

Thus, expression (30) acquires the form:

$$\mathbf{I}(x, \mu) = \varphi(x) \hat{A}(\mu^2) \frac{1}{\mu} \left[\tilde{\mathbf{g}}\left(\frac{\alpha(x)}{\mu}\right) + \int_0^\infty d\tau \tilde{\hat{R}}\left(\frac{\alpha(x)}{\mu}, \tau\right) \mathbf{g}(\tau) \right]. \quad (32)$$

Eq.(32) is the general expression for outgoing radiation, where the term $s(\tau)$ characterizes the distribution of sources of non-polarized radiation in an atmosphere. Explicit form of $\mathbf{g}(\tau)$ can be obtained from the model of an atmosphere (see Eq.(19)). It appears, the distribution of $s(\tau)$ (i.e. the model of an atmosphere) can be approximated in the form:

$$s(\tau) \simeq \sum_n s_h^n \exp(-h_n \tau) + s_0 + s_1 \tau + s_2 \tau^2 + \dots \quad (33)$$

For source function $s_h(\tau) = s_h \exp(-h\tau)$ the expression for $\mathbf{I}(x, \mu)$ acquires comparatively simple form. In this case the expression for $\mathbf{I}(x, \mu)$ depends on $\hat{H}(\alpha(x)/\mu)$ and $\hat{H}^T(\alpha(x)/\mu)$, i.e. it does not depend on the total matrix $\hat{R}(\tau, \tau')$.

The sources of types $s_n(\tau) = s_n \tau^n$ are related with exponential source by the simple formula:

$$s_n(\tau) = (-1)^n s_n \frac{d^n}{dh^n} \exp(-h\tau)|_{h=0}. \quad (34)$$

It means that the sources of type (33) can be considered on the base of the exponential source.

Let us consider this case in detail. Taking $s_h(\tau) = s_h \exp(-h\tau)$ in Eq.(31), we obtain:

$$\mathbf{I}_h(x, \mu) = s_h \varphi(x) \hat{A}(\mu^2) \times \hat{H}\left(\frac{\mu}{\alpha(x)}\right) \frac{\hat{H}^T\left(\frac{1}{h}\right)}{\alpha(x) + \mu h} \begin{pmatrix} 1 \\ 0 \end{pmatrix}. \quad (35)$$

Homogeneous source s_0 corresponds to $h = 0$. Physically this case corresponds to homogeneous isothermal atmosphere. In this case we obtain from Eq. (35):

$$\mathbf{I}_0(x, \mu) = s_0 \frac{\varphi(x)}{\alpha(x)} \hat{A}(\mu^2) \times$$

$$\hat{H}\left(\frac{\mu}{\alpha(x)}\right)\hat{H}^T(\infty)\begin{pmatrix} 1 \\ 0 \end{pmatrix}. \quad (36)$$

The emerging radiation for the source $s_1\tau$ can be calculated following the formulas in Silant'ev et al. (2015).

5 The results of calculations

It is easy to check (see, for example, Ivanov 1973) that Eq.(29) for matrix $\hat{H}(\mu/\alpha(x))$ can be presented as the equation for variable $z = \mu/\alpha(x)$. The emerging radiation (see Eq. (35)) depends on the product $\hat{A}(\mu^2)\hat{H}(\mu/\alpha(x)) \equiv \hat{H}_0(x, \mu)$. We prefer to derive the equation for $\hat{H}_0(x, \mu)$. In this case we are not deal with the complex problem of approximation of $\hat{H}(\mu/\alpha(x))$ from the value $\hat{H}(z)$. From Eqs.(21) and (29) we derive the following equation for $\hat{H}_0(x, \mu)$:

$$\hat{H}_0(x, \mu) = \hat{A}(\mu^2) + (1-\epsilon)\hat{H}_0(x, \mu)\mu \int_0^\infty dx' \int_0^1 d\mu' \times \frac{\varphi^2(x')}{\alpha(x)\mu' + \alpha(x')\mu} \hat{H}_0^T(x', \mu') \hat{A}(\mu'^2). \quad (37)$$

Here we take into account that $\hat{H}_0(x^2, \mu)$ depends on x^2 . For this reason we take the x' - integration in the interval $(0, +\infty)$. It is clearly that Eq.(37) depends on parameters β and $(1-\epsilon)$. Recall, that $\alpha(x) = \varphi(x^2) + \beta$.

The solution of Eq.(37) can be carry out by iteration method, analogous to known Chandrasekhar's (1960) method (see also Dementyev (2008)). For values of parameter β we chose $\beta = 0.001, 0.01, 0.05, 0.1, 0.2, 0.3...0.9$.

Note that our calculations correspond to the case $\epsilon = 0$. Recall, that in astrophysical conditions parameter ϵ is small $\epsilon \simeq 10^{-4}$ (see Ivanov 1973, Frisch & Frisch 1977).

5.1 The shapes of resonance line

The shapes of resonance line

$J(x) = F_I(x)/F_I(0)$ are given in Fig.1 (for homogeneous s_0 and linearly increasing $s_1\tau$ sources), and in Fig.2 (for exponentially decreasing sources $s(h=1)\exp(-\tau)$ and $s(h=2)\exp(-2\tau)$). In calculations we assume that all coefficients $s_0, s_1, s(h=1)$ and $s(h=2)$ are equal to unity. Here the function $F_I(x)$ is the flux of intensity $I(x, \mu)$:

$$F_I(x) = \int_0^1 d\mu \mu I(x, \mu). \quad (38)$$

The value $F_I(x)$ presents the intensity flux as the function of the dimensionless frequency x . Recall, that the flux $F_I(x)$ one observes from the distant spherical stars (really one observes the value

$2\pi R_\odot^2 F_I/R^2$, where R is the distance to a star and R_\odot is the radius of a star).

The linear polarization of radiation from the spherical star is equal to zero due to axial symmetry of the problem. The Figures 1 and 2 - demonstrate the dependence of spectral line shape on the parameter β .

The homogeneous sources with small parameters $\beta = 0.001$ and 0.01 give rise to the minimum of outgoing radiation at $x = 0$. In these cases the resonance line near $x = 0$ looks like an absorption line. For $\beta = 0.001$ the maximum value of $J(x)$ is $\simeq 4.8$ and corresponds to $x \simeq 2.1$. For $\beta = 0.01$ the maximum of the line is considerably less $\simeq 1.7$ and corresponds to $x \simeq 1.6$. For $\beta = 0.05, 0.1, 0.2$ and 0.3 the shape of the line looks like usual line profile $\sim \exp(-x^2)$ with the maximum at $x = 0$.

The linearly growing sources are result in qualitatively the same behavior, but the maxima of the lines are more profound ($J(x) \simeq 20.4$ at $x \simeq 2.5$ for $\beta = 0.001$) and ($\simeq 5.2$ at $x \simeq 2.0$ for $\beta = 0.01$.)

The presence of $\varphi(x)$ in Eq.(30) means that the intensity of the resonance line tends to zero for $x > 3 \div 4$. Why does the peak of the resonance line arise for small values of absorption parameter β ? Let us bear in mind that the radiation density $S_I(\tau)$ increases due to diffusion of radiation with the growing τ . For small β the emerging radiation goes from the regions far from the surface, where radiation density is much larger than that near the surface.

The exponential sources $\sim \exp(-n\tau)$ are close to the boundary of a medium and the diffusion of radiation does not give rise to large radiation density far from the boundary. As a result, the peaks do not arise. Fig.2 shows this.

The absolute values of intensity flux can be obtained from the function $J(x)$ if we know the flux $F_I(0)$ and the constants $s_n = s_0, s_1, s(h=1), s(h=2)...$:

$$F_I(x) = s_n F_I(0) J(x). \quad (39)$$

The values $F_I(0)$ we present in Tables 1 and 2 for a number of parameters β . The value $F_I(0)$ presents the flux in the centre of a spectral line. In these Tables we also present the integrals:

$$\Phi_{int} = \int_0^4 dx F_I(x). \quad (40)$$

It is seen, that the values $F_I(0)$ and Φ_{int} decrease with the increasing of parameter β .

5.2 Integral angular distribution and polarization from optically thick accretion discs

If we observe by a telescope the intensity and polarization of radiation from the distant optically thick accretion disc, we observe the radiation fluxes:

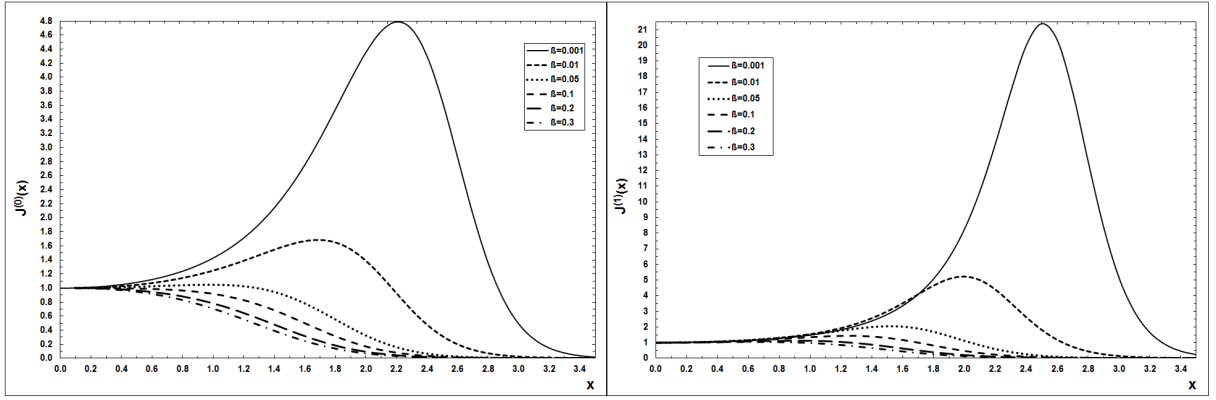


Figure 1: The shapes of spectral line $J(x) = F_I(x)/F_I(0)$ for homogeneous source (left curves) and for linearly increasing source (right curves) for different values of parameter β .

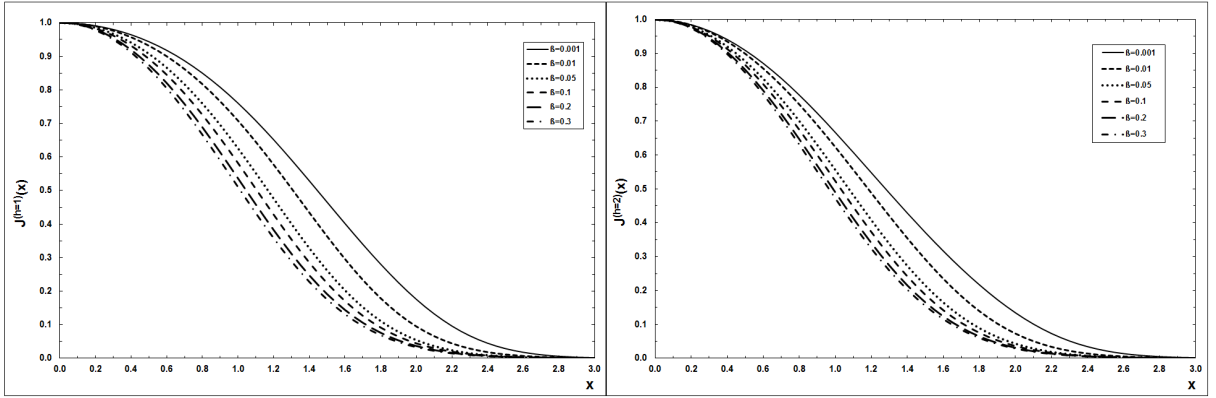


Figure 2: The shape of spectral line $J(x) = F_I(x)/F_I(0)$ for source $\exp(-\tau)$ (left curves) and for source $\exp(-2\tau)$ (right curves) for different values of parameter β .

Table 1: The values of $F_I(0)$ and Φ_{int} for homogeneous sources and sources $\sim \tau$.

β	$F_I^{(0)}(0)$	$\Phi_{int}^{(0)}$	$F_I^{(1)}(0)$	$\Phi_{int}^{(1)}$
0.001	12.283	82.49	839.1	16240.
0.01	4.107	12.05	44.86	284.35
0.05	1.803	3.227	6.377	19.604
0.1	1.218	1.813	2.773	6.368
0.2	0.793	1.003	1.177	2.059
0.3	0.603	0.703	0.695	1.052
0.4	0.491	0.543	0.470	0.648
0.5	0.416	0.444	0.343	0.442
0.6	0.361	0.376	0.263	0.322
0.7	0.320	0.326	0.208	0.246
0.8	0.287	0.288	0.170	0.194
0.9	0.261	0.258	0.141	0.157

Table 2: The values of $F_I(0)$ and Φ_{int} for sources $\sim \exp(-\tau)$ and $\sim \exp(-2\tau)$.

β	$F_I^{(h=1)}(0)$	$\Phi_{int}^{(h=1)}$	$F_I^{(h=2)}(0)$	$\Phi_{int}^{(h=2)}$
0.001	0.643	0.901	0.361	0.459
0.01	0.585	0.744	0.336	0.393
0.05	0.480	0.552	0.288	0.310
0.1	0.414	0.453	0.257	0.266
0.2	0.338	0.353	0.220	0.220
0.3	0.292	0.296	0.197	0.192
0.4	0.259	0.258	0.179	0.173
0.5	0.234	0.230	0.166	0.158
0.6	0.214	0.208	0.155	0.146
0.7	0.198	0.190	0.145	0.136
0.8	0.184	0.175	0.137	0.128
0.9	0.172	0.163	0.130	0.121

$$\begin{aligned}
 F_I^{(Tel)}(x, \mu) &= \frac{S}{R^2} \mu I(x, \mu) \\
 F_Q^{(Tel)}(x, \mu) &= \frac{S}{R^2} \mu Q(x, \mu). \quad (41)
 \end{aligned}$$

Here R is the distance to a disc, ϑ is the angle between the line of sight \mathbf{n} and the normal to a disc \mathbf{N} ; $\mu = \cos \vartheta$, S - is the observed surface of homogeneous disc.

In Figs. 3 ÷ 6 we give the angular distributions $J_{int}(\mu)$ and degrees of polarization $p_{int}(\mu)\%$ for all considered types of sources, when the telescope observes the radiation in the x -interval $(0,4)$, as a whole:

$$F_I^{(Tel)}(\mu) = \frac{S}{R^2} \mu I_{int}(\mu),$$

$$F_Q^{(Tel)}(\mu) = \frac{S}{R^2} \mu Q_{int}(\mu), \quad (42)$$

where $I_{int}(\mu)$ and $Q_{int}(\mu)$ are:

$$\begin{aligned} I_{int}(\mu) &= \int_0^4 dx I(x, \mu), \\ Q_{int}(\mu) &= \int_0^4 dx Q(x, \mu). \end{aligned} \quad (43)$$

The angular distribution of integral radiation has the following definition:

$$J_{int}(\mu) = \frac{I_{int}(\mu)}{I_{int}(0)}. \quad (44)$$

The degree of polarization $p_{int}(\mu)$ is determined by the ratio:

$$p_{int}(\mu) = \frac{Q_{int}(\mu)}{I_{int}(\mu)}. \quad (45)$$

Recall, that negative polarization denotes that the electric field of electromagnetic wave oscillates perpendicular to the plane (\mathbf{nN}), i.e. parallel to the disc's plane. Such oscillations take place at multiple scattering of radiation on free electrons (the Milne problem, see Chandrasekhar 1960).

The integral values (44) and (45) we observe by the telescope which does not resolve particular frequencies inside the spectral line. Recall, that frequencies $x > 4$ are blanketed by continuum radiation and by the wings of neighboring spectral lines. The values $J_{int}^{(n)}(\mu)$ and $p_{int}^{(n)}(\mu)$ are given in Figures 3 ÷ 6.

In Table 3 we give the $I_{int}(0)$ -values for a number of considered types of sources. It is seen that all values decrease with the increasing of the parameter β .

For homogeneous sources the angular distribution $J_{int}(\mu)$ increases monotonically with $\mu \rightarrow 1$. For $\beta = 0.001$ we have $J_{int}(1) \simeq 5.52$. For $\beta = 0.01$ and 0.1 the increase is less $-J_{int}(1) \simeq 2.78$ and 1.58 , respectively. For larger values of β the angular distribution tends to be isotropic. Such behavior of angular distribution of a spectral line is opposite to angular distribution of continuum radiation for the Milne problem, where for $\epsilon = 0$ we have $J(1) \simeq 3.06$ and for $\epsilon = 0.1$ one has $J(1) \simeq 4.39$ (see Chandrasekhar 1960; Silant'ev 1980). It appears, this behavior is due to the presence of radiation peaks for small values of β (the less is parameter β , the greater is the intensity of outgoing radiation).

The total picture of angular distribution depends on two reasons - the presence of peaks and the usual dependence of emerging radiation $\sim \exp(-\tau/\mu)$. The latter gives rise to greater intensity at $\mu = 1$ compared to $\mu = 0$. Recall, that the outgoing radiation of the resonance line arises at different τ , depending on the frequency x .

The polarization of outgoing radiation mostly arises by last scattering before escape from an atmosphere. If the incident radiation is parallel to \mathbf{N} , then degree of polarization $p \sim (1 - \mu^2)$ and the wave electric field oscillates perpendicular to scattering plane (\mathbf{nN}). If the incident radiation is perpendicular to \mathbf{N} , then the oscillations of integral radiation corresponds to oscillations in the plane (\mathbf{nN}). Of course, the total polarization also depends on angle ϑ ($\cos \vartheta = \mu$). In general, when the intensity of incident radiation along \mathbf{N} is much greater than that in perpendicular direction, the total polarization of outgoing radiation has oscillations perpendicular to the scattering plane (\mathbf{nN}), i.e. are parallel to the accretion disc. More detail consideration is presented in Dolginov et al. (1995). Just such behavior we observe in our case. For resonance line at $\beta = 0.001$ the radiation is directed mostly along \mathbf{N} and, as a result, we have large degree of negative polarization $p_{int}(0) = -7.17\%$. For $\beta = 0.1, 0.2$ and 0.3 , when the incident radiation is mostly perpendicular to the plane \mathbf{nN} , the wave electric field oscillates in the plane (\mathbf{nN}). However, this polarization is not high and acquires the maximum value $\simeq 1.9\%$ for the case $\beta = 0.05$.

For linearly increasing source the angular distribution $J_{int}(\mu)$ has more complicated behavior than that in the case of homogeneous source. Every curve $J_{int}(\mu)$ monotonically increases with $\mu \rightarrow 1$. However, the β -dependence differs from that for homogeneous $J_{int}(\mu)$. Firstly the value $J_{int}(1)$ decreases monotonically with the growth of β from the value 20.50 at $\beta = 0.001$ to 6.38 at $\beta = 0.1$. Then value $J_{int}(1)$ begins increase up to value 8.05 at $\beta = 0.3$. It appears, both mechanisms, mentioned above, work more intensive because the density of radiation $S_I(\tau)$ increases more rapidly with the optical depth τ than in the case of homogeneous sources. We see that all angular distributions have very elongated form. As a result, the polarization $p_{int}(\mu)$ is negative for every value μ , i.e. the wave electric field oscillations are perpendicular to the plane (\mathbf{nN}). The polarization $p_{int}(\mu)$ acquires maximum value at $\mu = 0$. These values are within the limits ($-10.3\% \div -17.2\%$).

For exponential sources $\sim \exp(-\tau)$ and $\sim \exp(-2\tau)$ the density of radiation $S_I(\tau)$ is located near the surface of the medium. That is why the angular distributions $J_{int}(\mu)$ have the maximum values at $\mu = 0$. The incident radiation falls on the resonant atoms mostly perpendicular to the normal \mathbf{N} . As a result, the polarization of emerging radiation is positive, i.e. the wave electric field oscillates in the plane (\mathbf{nN}). The degrees of polarization $p_{int}(\mu)$ have the maximum values at $\mu \simeq 0.15 \div 0.2$ ($\vartheta \simeq 80.4^\circ \div 78.4^\circ$). The angular dependence and polarization for sources $\exp(-\tau)$ and $\exp(-2\tau)$ are close with one another. This is due to diffusion of the radiation which gives rise to the smoothing

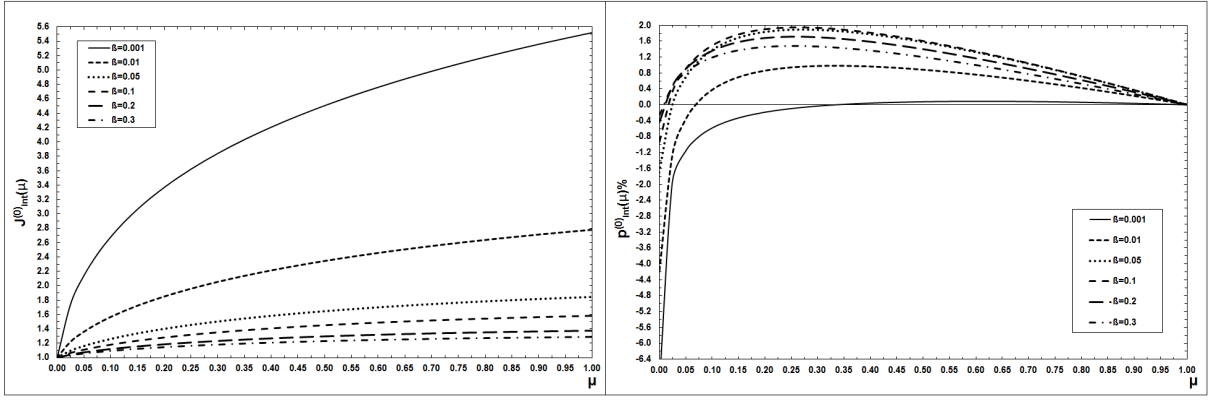


Figure 3: Angular distribution $J_{int}(\mu)$ and degree of polarization $p_{int}(\mu)\%$ for homogeneous source for different values of parameter β . Negative $p_{int}(\mu)$ corresponds to wave electric field oscillations parallel to the accretion disc.

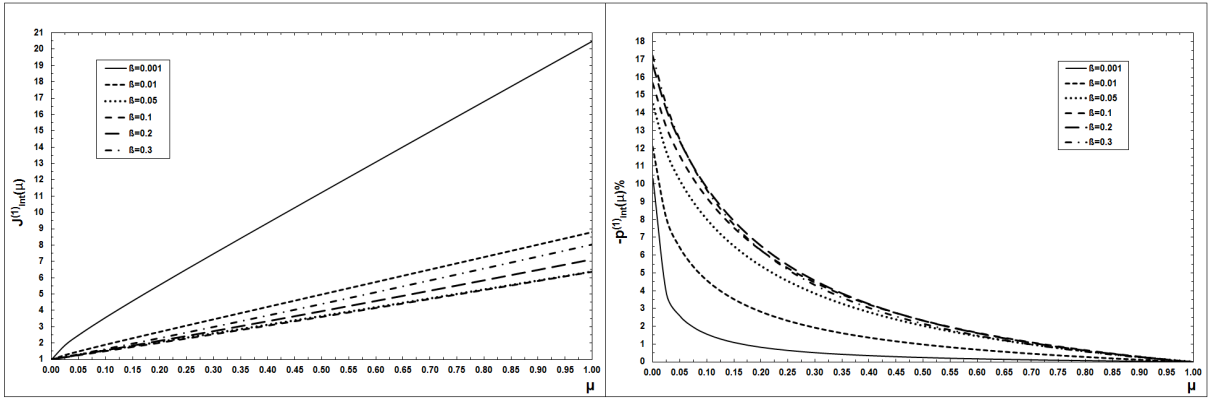


Figure 4: Angular distribution $J_{int}(\mu)$ and degree of polarization (we present the value $-p_{int}(\mu)\%$) for linearly increased source for different values of parameter β . Here wave electric field oscillations always parallel to the accretion disc.

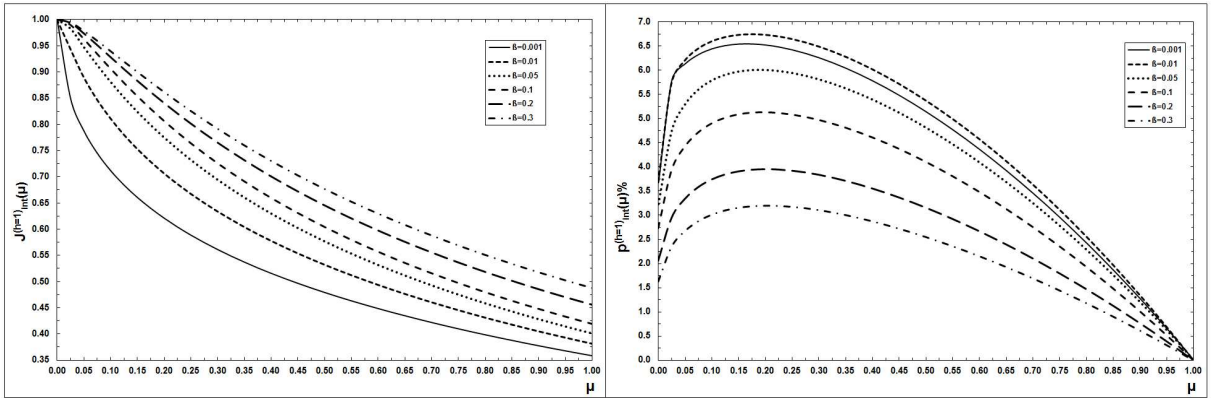


Figure 5: Angular distribution $J_{int}(\mu)$ and degree of polarization $p_{int}(\mu)\%$ for exponential source $\exp(-\tau)$ for different values of parameter β . Positive $p_{int}(\mu)$ corresponds to wave electric field oscillations parallel to the plane (\mathbf{nN}) - the line of sight \mathbf{n} and the normal to accretion disc \mathbf{N} .

of the radiation density from initial sources located near the surface of the medium.

It is of interest that for homogeneous source at $\beta = 0$ the value $\mathbf{I}(x, 0)$ is independent of the frequency x . This follows from Eq.(37), if we recall that $\hat{H}_0(0) = \hat{A}(0) = \hat{E}$ and $\alpha(x) = \varphi(x) + \beta$.

Tables 4 and 5 present $J(x, \mu)$, $p(x, \mu)$, for homogeneous, linearly increased and exponential ($h=1$) sources at $\mu = 0.5$ ($\vartheta = 60^\circ$) for $\beta = 0.01$ and $\beta = 0.1$, correspondingly. These tables can be useful for estimates of polarization of spectral line radiation emitted from optically thick accretion discs.

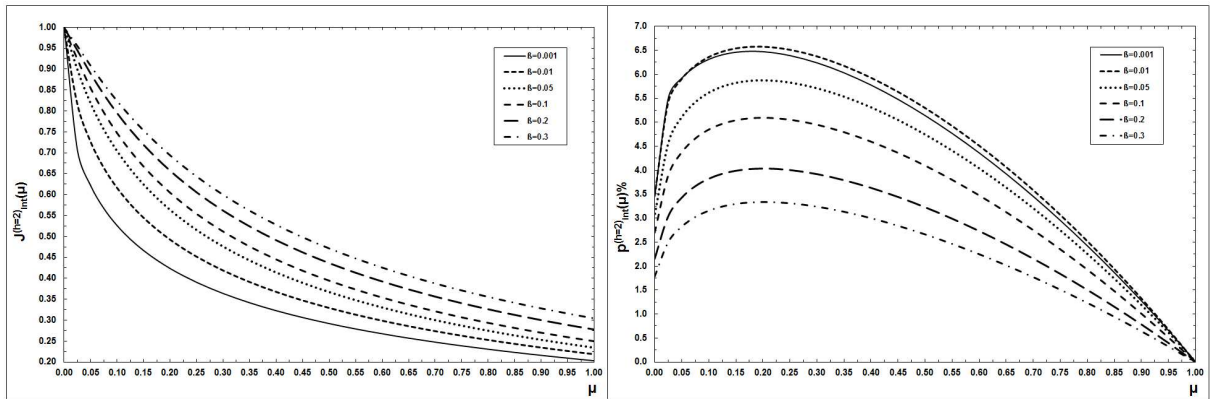


Figure 6: Angular distribution $J_{int}(\mu)$ and degree of polarization $p_{int}(\mu)\%$ for exponential source $\exp(-2\tau)$ for different values of parameter β . Positive $p_{int}(\mu)$ corresponds to wave electric field oscillations parallel to the plane (\mathbf{nN}) - the line of sight \mathbf{n} and the normal to accretion disc \mathbf{N} .

Table 3: The values of $I_{int}(0)$ for a number of considered types of sources .

β	$I_{int}^{(0)}(0)$	$I_{int}^{(1)}(0)$	$I_{int}^{(h=1)}(0)$	$I_{int}^{(h=2)}(0)$
0.001	34.300	2268.	4.059	3.416
0.01	9.720	90.99	3.055	2.619
0.05	3.786	8.588	2.112	1.874
0.1	2.438	2.812	1.656	1.503
0.2	1.518	0.822	1.206	1.122
0.3	1.129	0.374	0.962	0.908
0.4	0.906	0.206	0.804	0.766
0.5	0.750	0.127	0.691	0.664
0.6	0.655	0.084	0.607	0.587
0.7	0.577	0.059	0.542	0.525
0.8	0.515	0.043	0.489	0.476
0.9	0.466	0.033	0.445	0.435

For the same aim we give the Tables 6 and 7, which characterize the intensity and polarization in the centre of resonance line $x = 0$. In these Tables the value $J(\mu) = I(0, \mu)/I(0, 0)$ characterizes the angular distribution of emerging radiation and $p(\mu) = Q(0, \mu)/I(0, \mu)$ is the polarization degree of this radiation.

6 Conclusion

In this paper we solve the radiative transfer equation for polarized resonance line in three component medium, consisting of resonant atoms, non-resonant atoms and grain particles. This equation (see Eq.(15)) generalizes usual transfer equation for medium consisting of resonant atoms only. The first term of this equation has the term $\alpha(\nu) = \varphi(\nu) + \beta$, where $\varphi(\nu)$ describes the normalized shape of scattering and absorption cross-sections, and parameter β describes the line intensity extinction due to existence of grains and non-resonant atoms. The factor $(1 - \epsilon)$ in second (integral) term is equal to probability of scattering t on resonant atom. Usually $\epsilon \sim 10^{-4}$ is much smaller than parameter β .

Table 4: The values of $J^{(0)}(x, \mu)$, $p^{(0)}(x, \mu)\%$, $J^{(1)}(x, \mu)$, $-p^{(1)}(x, \mu)\%$, $J^{(h=1)}(x, \mu)$, $p^{(h=1)}(x, \mu)\%$ at $\beta = 0.01$ and $\mu = 0.5$

x	$J^{(0)}$	$p^{(0)}$	$J^{(1)}$	$-p^{(1)}$	$J^{(h=1)}$	$p^{(h=1)}$
0.	1.	0.694	1.	3.816	1.	5.737
0.1	1.002	0.704	1.003	3.798	0.998	5.740
0.2	1.009	0.731	1.012	3.741	0.990	5.748
0.3	1.020	0.775	1.028	3.648	0.978	5.759
0.4	1.037	0.834	1.052	3.517	0.961	5.770
0.5	1.059	0.905	1.084	3.352	0.937	5.777
0.6	1.087	0.983	1.126	3.153	0.908	5.774
0.7	1.122	1.063	1.180	2.924	0.872	5.755
0.8	1.165	1.139	1.250	2.669	0.829	5.713
0.9	1.216	1.203	1.339	2.395	0.779	5.637
1.0	1.276	1.246	1.453	2.108	0.723	5.522
1.1	1.345	1.264	1.597	1.817	0.660	5.362
1.2	1.421	1.250	1.781	1.531	0.592	5.156
1.3	1.501	1.204	2.012	1.259	0.520	4.907
1.4	1.580	1.129	2.302	1.010	0.447	4.625
1.5	1.648	1.030	2.657	0.789	0.374	4.324
1.6	1.691	0.918	3.073	0.602	0.305	4.020
1.7	1.694	0.801	3.529	0.450	0.241	3.731
1.8	1.640	0.690	3.969	0.332	0.184	3.471
1.9	1.521	0.591	4.298	0.244	0.136	3.249
2.0	1.339	0.509	4.400	0.183	0.097	3.069
2.1	1.110	0.444	4.188	0.141	0.067	2.930
2.2	0.864	0.395	3.668	0.113	0.045	2.827
2.3	0.632	0.361	2.947	0.095	0.029	2.754
2.4	0.436	0.337	2.182	0.083	0.019	2.705
2.5	0.286	0.321	1.504	0.076	0.011	2.672
2.6	0.180	0.310	0.977	0.072	0.007	2.651
2.7	0.109	0.304	0.605	0.069	0.004	2.638
2.8	0.064	0.300	0.360	0.067	0.002	2.630
2.9	0.037	0.298	0.207	0.066	0.001	2.625
3.0	0.020	0.296	0.116	0.066	0.001	2.622

For this reason we take $\epsilon = 0$ and study the dependence of radiation intensity and polarization on parameter β .

We derived the solution of transfer equation using the matrix resolvent technique. This method allows us to obtain the intensity and polarization

Table 5: Is similar to Table 4 for $\beta = 0.1$.

x	$J^{(0)}$	$p^{(0)}$	$J^{(1)}$	$-p^{(1)}$	$J^{(h=1)}$	$p^{(h=1)}$
0.	1.	1.682	1.	4.329	1.	4.230
0.1	1.	1.684	1.003	4.304	0.996	4.230
0.2	0.999	1.690	1.012	4.229	0.984	4.232
0.3	0.997	1.699	1.027	4.105	0.964	4.234
0.4	0.994	1.709	1.049	3.934	0.936	4.234
0.5	0.989	1.719	1.077	3.720	0.899	4.231
0.6	0.981	1.725	1.112	3.469	0.854	4.221
0.7	0.969	1.725	1.153	3.186	0.800	4.203
0.8	0.951	1.716	1.199	2.882	0.738	4.173
0.9	0.927	1.696	1.247	2.566	0.670	4.129
1.0	0.893	1.664	1.294	2.252	0.596	4.070
1.1	0.847	1.619	1.332	1.951	0.518	3.998
1.2	0.789	1.563	1.352	1.675	0.440	3.915
1.3	0.718	1.499	1.345	1.430	0.365	3.825
1.4	0.635	1.431	1.300	1.221	0.294	3.734
1.5	0.544	1.365	1.211	1.050	0.230	3.645
1.6	0.449	1.303	1.080	0.914	0.176	3.565
1.7	0.357	1.250	0.919	0.809	0.130	3.495
1.8	0.273	1.205	0.744	0.731	0.094	3.438
1.9	0.201	1.169	0.573	0.673	0.066	3.393
2.0	0.143	1.142	0.422	0.632	0.045	3.358
2.1	0.099	1.122	0.298	0.603	0.030	3.333
2.2	0.066	1.108	0.202	0.584	0.020	3.316
2.3	0.043	1.098	0.133	0.571	0.013	3.303
2.4	0.027	1.092	0.085	0.562	0.008	3.295
2.5	0.017	1.088	0.053	0.556	0.005	3.290
2.6	0.010	1.085	0.032	0.553	0.003	3.287
2.7	0.006	1.085	0.019	0.550	0.002	3.285
2.8	0.003	1.083	0.011	0.549	0.001	3.284
2.9	0.002	1.082	0.006	0.548	0.001	3.283
3.0	0.001	1.081	0.003	0.548	0.000	3.282

Table 7: Is similar to Table 6 for $\beta = 0.1$.

μ	$I^{(0)}$	$p^{(0)}$	$I^{(1)}$	$-p^{(1)}$	$I^{(h=1)}$	$p^{(h=1)}$
0.	1.	-0.935	1.	15.664	1.	2.735
0.05	1.067	0.365	1.136	13.254	0.993	3.977
0.1	1.113	0.958	1.258	11.611	0.967	4.499
0.15	1.151	1.325	1.378	10.262	0.938	4.784
0.2	1.184	1.559	1.498	9.104	0.909	4.925
0.25	1.213	1.703	1.618	8.089	0.879	4.964
0.3	1.239	1.782	1.738	7.184	0.851	4.927
0.35	1.263	1.811	1.860	6.369	0.823	4.826
0.4	1.284	1.800	1.982	5.628	0.797	4.672
0.45	1.304	1.755	2.106	4.951	0.772	4.472
0.5	1.332	1.682	2.230	4.329	0.748	4.230
0.55	1.339	1.585	2.355	3.754	0.725	3.950
0.6	1.354	1.468	2.482	3.220	0.703	3.634
0.65	1.369	1.332	2.608	2.723	0.682	3.286
0.7	1.382	1.180	2.736	2.259	0.662	2.906
0.75	1.394	1.013	2.865	1.824	0.642	2.494
0.8	1.406	0.833	2.994	1.416	0.624	2.054
0.85	1.416	0.641	3.125	1.031	0.606	1.583
0.9	1.426	0.438	3.260	0.668	0.589	1.084
0.95	1.435	0.224	3.387	0.325	0.573	0.556
1.	1.443	0.	3.519	0.	0.557	0.

of radiation outgoing from semi-infinite atmosphere for sources of non-polarized radiation of homogeneous, linearly increasing and exponentially decreasing types. To obtain these values one must to solve the system of non-linear equations like those for Chandrasekhar H-functions.

7 Acknowledgements.

This research was supported by the Basic Research Program P-7 of Prezidium of Russian Academy of Sciences and the Program of the Department of Physical Sciences of Russian Academy of Sciences No 2.

We are very grateful to anonymous referee for numerous useful remarks.

References

- [1] Chandrasekhar, S.: Radiative transfer. Dover, New York (1960)
- [2] Dementyev, A. V. Astron. L. **34**, 574 (2008)
- [3] Dementyev, A. V. Ap **53**, 419 (2010)
- [4] Dolginov, A. Z., Gnedin, Yu. N., Silant'ev, N. A. : Propagation and Polarization of Radiation in Cosmic Media. Gordon & Breach Publ., Amsterdam (1995)
- [5] Faurobert, M. A& A **194**, 268 (1988)
- [6] Faurobert-Sholl, M. , Frisch H. A& A **219**, 338 (1989)

Table 6: The values $J^{(0)}(\mu)$, $p^{(0)}(\mu)\%$, $J^{(1)}(\mu)$, $-p^{(1)}(\mu)\%$ and $J^{(h=1)}(\mu)$, $p^{(h=1)}(\mu)\%$ for $\beta = 0.01$ and $x = 0$ (the centre of line).

μ	$J^{(0)}$	$p^{(0)}$	$J^{(1)}$	$-p^{(1)}$	$J^{(h=1)}$	$p^{(h=1)}$
0.	1.	-4.163	1.	12.108	1.	3.690
0.05	1.089	-2.430	1.099	10.116	1.002	5.231
0.1	1.155	-1.530	1.176	8.924	0.983	5.915
0.15	1.192	-0.904	1.247	7.986	0.960	6.307
0.2	1.265	-0.441	1.315	7.195	0.936	6.517
0.25	1.313	-0.090	1.380	6.502	0.911	6.597
0.3	1.359	0.176	1.444	5.878	0.887	6.575
0.35	1.402	0.378	1.506	5.308	0.863	6.468
0.4	1.443	0.525	1.567	4.528	0.840	6.287
0.45	1.481	0.629	1.627	4.047	0.818	6.042
0.5	1.518	0.694	1.687	3.816	0.792	5.737
0.55	1.553	0.727	1.746	3.371	0.776	5.379
0.6	1.587	0.731	1.804	2.946	0.757	4.968
0.65	1.619	0.708	1.862	2.537	0.737	4.508
0.7	1.650	0.663	1.920	2.142	0.719	4.001
0.75	1.680	0.597	1.978	1.760	0.701	3.448
0.8	1.708	0.511	2.036	1.390	0.684	2.849
0.85	1.736	0.407	2.093	1.028	0.666	2.205
0.9	1.762	0.287	2.150	0.678	0.650	1.151
0.95	1.787	0.151	2.207	0.335	0.634	0.780
1.	1.811	0.	2.264	0.	0.619	0.

- [7] Faurobert-Sholl, M., Frisch, H., Nagendra, K. N. *A&A* **322**, 896 (1997)
- [8] Fluri, D. M.: Radiative transfer with polarized scattering in the magnetized Solar atmosphere. Cuvillier Verlag, Gottingen (2003)
- [9] Frisch, U., Frisch, H., *MNRAS*, **181**, 273 (1977)
- [10] Gasiorovich, S.: Quantum physics. John Wiley & Sons, NY (1996)
- [11] Hummer, D. G., Rybicki, G., *AR A&A*, **9**, 237 (1971)
- [12] Ivanov V.V. Radiative transfer in spectral lines. National Bureau of Standards, Washington, (1973) (translation from russian edition 1969)
- [13] Ivanov, V.V., *A&A* **307**, 319 (1996)
- [14] Ivanov, V.V., Grachev S.I., Loskutov, V. M. *A&A* **318**, 609 (1997)
- [15] Kriese, J. T., Siewert, C. E. , *Astrophys. J.* **164**, 389 (1971)
- [16] Landau & Lifshitz, Course of Theoretical Physics, v.4, 1968 (translated as Berestetskii V.B., Lifshitz E. M., Pitaevskii L. P., Relativistic quantum theory. Pergamon Press, Oxford (1971)
- [17] Landi degl’Innocenti E., Landolfi, M. : Polarization in Spectral Lines. Dordrecht: Kluwer Acad. Publ. (2004)
- [18] McKenna, S.J. *ApSS*, **108**, 31 (1985)
- [19] Mihalas D.: Stellar atmospheres. W.H. Freeman and Company, San Francisco (1982)
- [20] Rees, D. E., Saliba, G., *A&A*, **115**, 1, (1982)
- [21] Rooij, de W. A., Bosma, P. B., Hooff, van , J.P.C., *A&A* **226**, 347 (1989)
- [22] Silant’ev, N. A., *Astron. Report*, **57** , 587 (1980)
- [23] Silant’ev, N. A., Alekseeva, G. A., Novikov, V. V. *Ap&SS* **357**, 53 (2015)
- [24] Smirnov, V.I.: The course of higher mathematics, Vol. 4. Integral equations and Partial differential equations, Pergamon Press, New York (1964)
- [25] Sobolev, V. V.: Course in theoretical astrophysics. NASA Technical Translation F-531, Washington (1969)
- [26] Stenflo, J.O. *A&A*, **46**, 61 (1976)