

Coupled parametric processes in binary nonlinear photonic structures

M.Yu. Saygin^{1,2,*} and A.S. Chirkin¹

¹*Faculty of Physics and International Laser Center, M.V. Lomonosov Moscow State University, Moscow, Russia*

²*Quantum Radiophysics Department, P.N. Lebedev Physical Institute of Russian Academy of Sciences, Moscow, Russia*

* *e-mail: saygin@physics.msu.ru*

Abstract

We study parametric interactions in a new type of nonlinear photonic structures, which is realized in the vicinity of a pair of nonlinear crystals. In this kind of structure, which we call binary, multiple nonlinear optical processes can be implemented simultaneously, owing to multiple phase-matching conditions, fulfilled separately in the constituent crystals. The coupling between the nonlinear processes by means of modes sharing similar frequency is attained by the spatially-broadband nature of the parametric fields. We investigate the spatial properties of the fields generated in the binary structure constructed from periodically poled crystals for the two examples: 1) single parametric down-conversion, and 2) coupled parametric down-conversion and up-conversion processes. The efficacy of the fields generation in these examples is analyzed through comparison with the cases of traditional single periodically poled crystal and aperiodic photonic structure, respectively. It has been shown that the relative shift between the periodic crystal lattices has a crucial effect on the generated spatial field spectrum and the overall efficiency. In addition, the influence of the inter-crystal distance on these characteristics has been studied. Therefore, our study suggests that one can construct optical elements with sophisticated nonlinear properties from simpler elements without significant sacrifice of the efficacy.

1 Introduction

Nonlinear optical structures play an important role in modern science and technology, since it forms the basis for generation of optical fields with unique properties [1, 2, 3, 4] and provides convenient means to manipulate them [5, 6, 7, 8].

Among a variety of nonlinear optical processes, the parametric down-conversion (PDC) process [9] is extensively exploited today. In particular, different types of amplifiers [10, 11, 12, 13, 14, 15, 16] and wavelength-tunable oscillators [17, 18, 19, 20] are based on the PDC implemented in media with quadratic susceptibility. In the quantum domain, the PDC serves as a source of nonclassical states of light [21, 22, 23], in particular, entangled states [24, 25] — a resource for quantum-enhanced technologies; the squeezed quantum states, which are related

to quadrature entanglement, are also produced by the PDC process [26, 27]. In addition to PDC, the sum-frequency generation (SFG) process is also implemented in the quadratic media, thereby providing means to convert and manipulate optical fields, which has been in both classical [5] and quantum regimes [7].

Generally, the phase-matching conditions imposes major limitation to the implementation of nonlinear interactions [9]. The birefringent phase-matching which only relies on favorable material properties has very limited use due to material's constraints, whereas the quasi-phase-matching (QPM) technique [28, 29], does not possess such limitations and is widely exploited today. Currently, the crystals with inversion of the susceptibility sign in one dimension are usually dealt with in applications [28].

The lattice of periodically modulated crystals allows to compensate for single phase mismatch [30], or, at certain conditions, multiple mismatches [31]. Chirped nonlinear crystals — a kind of aperiodic structures — are used for adiabatic generation and conversion of optical fields [32, 33]. Extra control over the spatial and temporal spectrum of the generated fields is gained using 2D and 3D photonic structures [34, 35, 36].

In this work, we are interested in implementing simultaneously multiple processes in a single photonic structure, which is motivated by the necessity of monolithic multicolor optical sources that can be developed with these structures. In the classical regime, mutually coupled PDC and SFG processes produce optical fields that fall into distinctly located spectral regions, which is of applied interest an example of which is holography [37]. From the quantum perspective, the multicolor fields produced by these processes can carry sophisticated types of entangled states — the building blocks of quantum-enhanced algorithms [38, 39, 40]. In turn, these fields can be utilized in experiments where one needs an interface between distinct physical systems, for instance, to bridge the transition wavelengths of trapped atoms, that are used to perform quantum logic operation or quantum memory, and the telecommunication wavelengths to conveniently communicate with a distant party [41].

Previously, the authors suggested one-dimensional structures as means to generate multicolor fields [43, 42, 44]. In these aperiodic structures, the desired crystal lattice is constructed by superposing several lattice harmonics, each of which compensates single phase mismatch [43, 44]. Moreover, the inverse problem of finding the peak amplitudes of the lattice spectrum, that define the effective nonlinearity coefficients, has been solved analytically [44].

Here, we investigate the alternative type of inhomogeneous structures that also enables implementation of multiple processes simultaneously. In contrast to the aperiodic nonlinear structures studied before, we suggest to implement coupled interactions in 2D structures, constructed from a pair of closely spaced crystals with generally different lattices, so that the resulted block of crystals form a binary

structure. Owing to the multimodality of the field spatial spectrum, stemmed from the loosely constraints of phase-matching, coupling between nonlinear processes evolving in the neighboring crystals can be achieved. The difference of the coupling mechanism utilized in this study from the waveguide structures, where the localized eigenmodes are coupled evanescently has to be noted (see examples [45, 46] and references therein). Additionally, the capability to operate by large bandwidth fields makes the inhomogeneous crystal structures advantageous over waveguides, which spatial spectrum is limited by the eigenmodes profiles.

We study the field generation in the proposed binary structures by analyzing nonlinear interactions comprising both the PDC and SFG processes, and compare the obtained results with the ones for the 1D nonlinear crystals.

The paper is organized as follows. In Section 2 we describe the binary structure under study. In Section 3 single PDC process taking place in the binary structure constructed from crystals with equal but shifted lattices is investigated. Here, in Section 3.1, we describe the link between the classical and quantum equations to account for vacuum fluctuations that seed the spontaneous PDC. Following that, in Section 4, we study the coupled processes of PDC and SFG, supported by the crystals individually. The conclusion is given in Section 5.

2 Binary nonlinear structure

The binary structure under study is illustrated in Fig. 1. The structure consists of two crystals (crystal 1 and crystal 2) placed at a distance d (Fig. 1). We assume that the crystals' dimensions along axes x and y are large enough, thereby the peripheral effects are negligible. To fulfil the QPM conditions, the sign of the nonlinear susceptibilities of the crystals is modulated along the direction z , so that the corresponding quadratic susceptibilities read: $\chi^{(2)}(z) = \chi_m g_m(z)$, where $g_m(z)$ is the modulation function taking values ± 1 and ∓ 1 , χ_m is the effective quadratic susceptibility, dependent on the material and the wavelengths involved in the processes, m is the index that

mark the crystal ($m = 1, 2$).

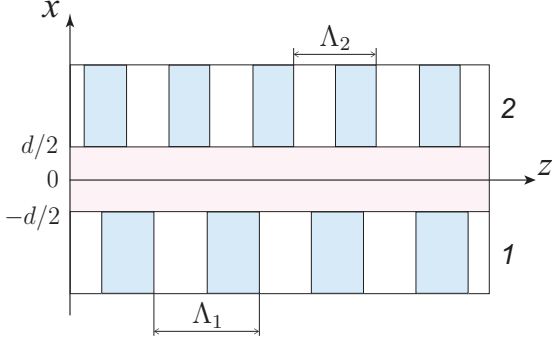


Figure 1: Schematic of the binary nonlinear structure comprised of two periodically poled crystals with periods Λ_1 and Λ_2 separated by distance d . The transverse and longitudinal dimensions are marked by axes x and z , respectively; the other transverse dimension, corresponding to y axis (not shown), is irrelevant under the adopted approximations.

Given the structure properties along the transverse direction (axis x) are defined by the crystals and the medium in between them, we have the following expression for the spatial-dependent effective quadratic susceptibility:

$$\begin{aligned} \chi(x, z) &= \theta\left(-x - \frac{d}{2}\right) \chi_1(z) + \theta\left(x - \frac{d}{2}\right) \chi_2(z) = \\ &= \chi_1 \theta\left(-x - \frac{d}{2}\right) g_1(z) + \chi_2 \theta\left(x - \frac{d}{2}\right) g_2(z), \end{aligned} \quad (1)$$

where $\theta(x)$ is the Heaviside function. Notice, that at $\chi_1 = \chi_2 = \chi$, $g_1(z) = g_2(z) = g(z)$ and $d = 0$ expression (1) turns into $\chi g(z)$ — as for the case of traditional 1D inhomogeneous crystal.

The linear optical properties of the binary structure are defined by the ones of the crystals and the medium in between them. In a general case when the constituent materials of the structure are different, both radiative and waveguide modes have to be considered, for rigorous analysis. Here, we assume the linear properties of the constituents identical, which can be the case of similar materials with

the QPM conditions unfulfilled for the inter-crystal space. Thus, henceforth we take $\chi_1 = \chi_2 = \chi$. These assumptions allow us to consider the task solely through the basis of plane waves.

We restrict our analysis to the periodically poled crystals, so that the modulations functions can be represented as

$$g_m(z) = \text{sign} \left[\cos \left(\frac{2\pi}{\Lambda_m} z + \varphi_m \right) \right], \quad (2)$$

where Λ_m is the lattice period of crystal m , φ_m is the phase parameter, describing the longitudinal shift of crystal m with respect to the position $z = 0$, $\text{sign}[\cdot]$ is the signum function.

3 Parametric down-conversion in the binary structure

Let us consider a binary structure with both crystals supporting a single degenerate PDC process that obeys the frequency relation:

$$\omega_p = 2\omega_1, \quad (3)$$

where ω_p and ω_1 are the pump and signal frequencies, respectively. Given the phase mismatch along the axis z : $\Delta k = k_p - 2k_1$, with k_p and k_1 being the wavenumbers of the pump and signal, the period of the compensating lattices is calculated: $\Lambda_1 = \Lambda_2 = \Lambda = 2\pi/|\Delta k|$. Since the lattices can be shifted with respect to each other in direction z , we introduce the shift δz that is related to the phase parameters φ_m : $\delta z = \Lambda(\varphi_1 - \varphi_2)/2\pi$. Therefore, the modulation functions of the lattices can be written as $g_1(z) = g(z - \delta z/2)$ and $g_2(z) = g(z + \delta z/2)$

To investigate the nonlinear dynamics of the PDC in the 2D structure, we adopt the slowly-varying amplitude approximation [9] and assume that the pump field is undepleted. Using (1) and taking diffraction

into account, the equation reads:

$$\begin{aligned} & \frac{\partial A_1}{\partial z} + \frac{i}{2k_1} \Delta_{\perp} A_1 = \\ & = \beta_d A_p A_1^* e^{-i\Delta k z} \left[\theta \left(-x - \frac{d}{2} \right) g \left(z - \frac{\delta z}{2} \right) \right. \\ & \quad \left. + \theta \left(x - \frac{d}{2} \right) g \left(z + \frac{\delta z}{2} \right) \right], \end{aligned} \quad (4)$$

where $A_1 = A_1(\vec{\rho}, z)$, $A_p = A_p(\vec{\rho}, z)$ are the signal and pump field amplitudes, respectively, $\beta_d = \omega_1 \chi / 2n$ is the nonlinearity strength with χ being the effective quadratic susceptibility of the crystals, n is the refractive index at the signal frequency, $\Delta_{\perp} = \partial^2 / \partial x^2 + \partial^2 / \partial y^2$ is the transverse Laplacian.

To simplify analysis, we use some convenient approximations. Firstly, even though (4) is three-dimensional, the binary structure is two-dimensional, thus, we shall solve the problem in two dimensions implying $\partial^2 / \partial y^2 = 0$. Secondly, we take the pump wave to be plain, so that in equations that follow it is a constant value.

Thirdly, using the QPM conditions hold, the right-hand side of (4) can be simplified to eliminate the coordinate-dependent modulation functions. For this, the periodic function $g(z)$ is expanded into the discrete series (here, we approximate the finite length function $g(z)$ by sum rather than integral expansion):

$$g(z) = \sum_{m=-\infty}^{+\infty} g_m \exp(imq_z z), \quad q_z = \frac{2\pi}{\Lambda}, \quad (5)$$

where $g_m = 2 \sin(mD) / \pi m$ is the lattice spectrum amplitudes ($m \neq 0$), m is the QPM order, D is the duty cycle. Further, we consider crystal lattices with $D = 1/2$, so that $g_m = 2 / \pi m$.

Using (5), we obtain

$$g(z \pm \delta z / 2) e^{-i\Delta k z} = \sum_m g_m \exp[i(mq_z - \Delta k)z \pm imq_z \delta z / 2] \quad (6)$$

In the case of $q_z = \Delta k$, the dominant term in expansion (6) is g_1 . Neglecting the remaining terms, which is equivalent to averaging over the structure length L , the replacement in (4) follows:

$$g(z \pm \delta z / 2) e^{-i\Delta k z} \longrightarrow \bar{g} \exp(\pm i\psi), \quad (7)$$

where $\bar{g} = 2 / \pi$, $\psi = \Delta k \delta z / 2 = (\varphi_2 - \varphi_1) / 2$.

To analyze the field dynamics, it is convenient to work in the spatial spectrum domain. Using the Fourier expansion

$$A(x, z) = \int_{-\infty}^{+\infty} a(q, z) \exp(-iqx) dq, \quad (8)$$

(4) is rewritten as

$$\begin{aligned} & \frac{\partial a_1(q, z)}{\partial z} - i \frac{q^2}{2k_s} a_1(q, z) \\ & = \sigma e^{i\varphi_p} \bar{g} \int_{-\infty}^{+\infty} \left(\tilde{\theta}_{-}(\kappa) e^{-i\psi} + \tilde{\theta}_{+}(\kappa) e^{i\psi} \right) a_1^*(\kappa - q, z) d\kappa, \end{aligned} \quad (9)$$

where $\sigma = \beta_d |A_p|$ is the coupling strength, φ_p is the pump wave phase ($A_p = |A_p| \exp(i\varphi_p)$). In (9) we have introduced the functions describing nonlinear interaction proceeding in the crystals 1 and 2:

$$\begin{aligned} \tilde{\theta}_{\pm}(\kappa) & = \frac{1}{2\pi} \int_{-\infty}^{+\infty} \theta(\pm x - d/2) \exp(i\kappa x) dx \\ & = \frac{1}{2} \left(\delta(\kappa) \pm \frac{i}{\pi \kappa} \right) \exp(\pm i\kappa d/2), \end{aligned} \quad (10)$$

denoted by $ij-i\ell$ and $ij+i\ell$ subscripts, respectively.

Substituting (10) into (9), we arrive at the following equation, describing the parametric interaction in the plane waves basis:

$$\begin{aligned} & \frac{\partial a_1(q, z)}{\partial z} - i \frac{q^2}{2k_1} a_1(q, z) \\ & = \sigma e^{i\varphi_p} \bar{g} \left[\cos \psi a_1^*(-q, z) - \right. \\ & \quad \left. - \frac{1}{\pi} \int_{-\infty}^{+\infty} \sin \left(\psi + \frac{(q - q')d}{2} \right) \frac{a_1^*(-q, z)}{q - q'} dq' \right], \end{aligned} \quad (11)$$

Without loss of generality, we set $\varphi_p = 0$, as the field power grows more efficiently in this case.

It is instructive to consider some limiting cases of (11). In the first case, when the crystal interfaces are in contact, i.e. $d = 0$, the right-hand side of (11) takes a simpler form: $\sigma \bar{g} [\cos \psi a_1^*(-q, z) - \sin \psi H(a_1^*(-q, z))]$, where $H(f(q)) = \frac{1}{\pi} \int_{-\infty}^{+\infty} \frac{f(q')}{q - q'} dq'$ is the Hilbert transform [47]. In addition to this, when the lattices

are not shifted ($\psi = 0$), we obtain the equation corresponding to the traditional case of periodically poled crystal [48, 49]. In the second case, at arbitrary separation d and no shift ($\psi = 0$), the right-hand side of (11) turns into $\sigma\bar{g} \left[a_1^*(-q, z) - \frac{d}{2\pi} \int_{-\infty}^{+\infty} \text{sinc}((q - q')d/2) a_1^*(-q', z) dq' \right]$, with the second term having the meaning of cutting out nonlinear interaction in the space between the crystals.

For the sake of comparison, we use the solution for the traditional case of single crystal with $d = 0$ and $\psi = 0$ as a benchmark. The equation describing this case is derived by setting $\psi = 0$ and $d = 0$, which yields the right-hand side of (11): $\sigma\bar{g} a_1^*(-q, z)$. Also, the solution is compared with the one for the step-like structure, that implement nonlinear interactions in a half-space. $x \leq 0$ -half-space is considered here, thus, taking $\tilde{\theta}_+(\kappa) = 0$ in (9) yields the equation for the structure:

$$\begin{aligned} & \frac{\partial a_1(q, z)}{\partial z} - i \frac{q^2}{2k_1} a_1(q, z) \\ &= \frac{1}{2} \sigma\bar{g} [a_1^*(-q, z) - iH(a_1^*(-q, z))]. \end{aligned} \quad (12)$$

Notice the factor of 1/2 that occurs in the right-hand side of (12).

3.1 Solution method of classical equations with vacuum input

For the analysis that follows, one needs to solve (11) and (12). We use the known form of solution for PDC evolving in the crystal without transverse modulation ((11) at $d = 0$, $\psi = 0$) [48, 49]:

$$a(q, z) = U(q, z)a_0(q) + V(q, z)a_0^*(-q), \quad (13)$$

where $a_0(q) = a(q, 0)$ and $a_0^*(-q) = a^*(-q, 0)$ and are the spectrum amplitudes at the crystal input, $U(q, z)$ and $V(q, z)$ are the functions describing the solution. The explicit expressions in this case are also known [48, 49]:

$$U(q, z) = \cosh \Gamma z + i \frac{\varepsilon}{\Gamma} \sinh \Gamma z, \quad V(q, z) = \frac{\sigma}{\Gamma} \sinh \Gamma z, \quad (14)$$

where $\varepsilon = q^2/2k_1$, $\Gamma = \sqrt{|\sigma|^2 - \varepsilon^2}$.

The input-output form of solution (13) is applicable for any input states, as far as the undepleted and plain pump wave assumption holds. However, the quantum nature of the vacuum states, which is common in experiments and is implied in this paper, hinders obtaining solution directly. In this case, to calculate useful field characteristics the amplitudes a and a^* have to be treated as quantum operators that obey appropriate commutation relations. In particular, from the commutation relations one can obtain the link between the functions $U(q, z)$ and $V(q, z)$:

$$|U(q, z)|^2 - |V(q, z)|^2 = 1. \quad (15)$$

For example, ensure that the solution (14) obeys (15).

As for the field evolution in the binary structure, the solution of (13) can not be written explicitly similarly to (14). Thus, we solved them numerically accounting for the caveat of quantum vacuum fluctuations at the input. Before using a numerical algorithm, we establish the relation between the fields in classical and quantum treatment.

Considering the input spatial amplitudes $a_0(q)$ as statistically broadband and uniformly distributed, we obtain the mean $\langle a_0(q) \rangle = 0$ for all q and the correlations:

$$\langle a_0^*(-q') a_0(q'') \rangle = S_0(q') \delta(q' + q''), \quad (16)$$

where $S_0(q) = S_0$ is the spatial spectral density of the field.

Using (15) and (16), the spectral density at the output ($z = L$) reads

$$S^{(e)}(q) = S_0(1 + |V(q, z = L)|^2). \quad (17)$$

From the quantum point of view, however, replacing the amplitudes $a_0(q)$ and $a_0^*(q)$ with the corresponding operators $\hat{a}_0(q)$ and $\hat{a}_0^*(q)$ yields different result [49]: $S^{(q)}(q) = S_0 |V(q, z = L)|^2$. Given the spectral density obtained classically and quantum-mechanically, one can derive the following relation:

$$\frac{S^{(e)}(q) - S_0}{2S_0} = |V(q, z = L)|^2 = S^{(q)}(q). \quad (18)$$

Therefore, we have shown how to calculate the spectral density of the field in PDC in a correct way, based

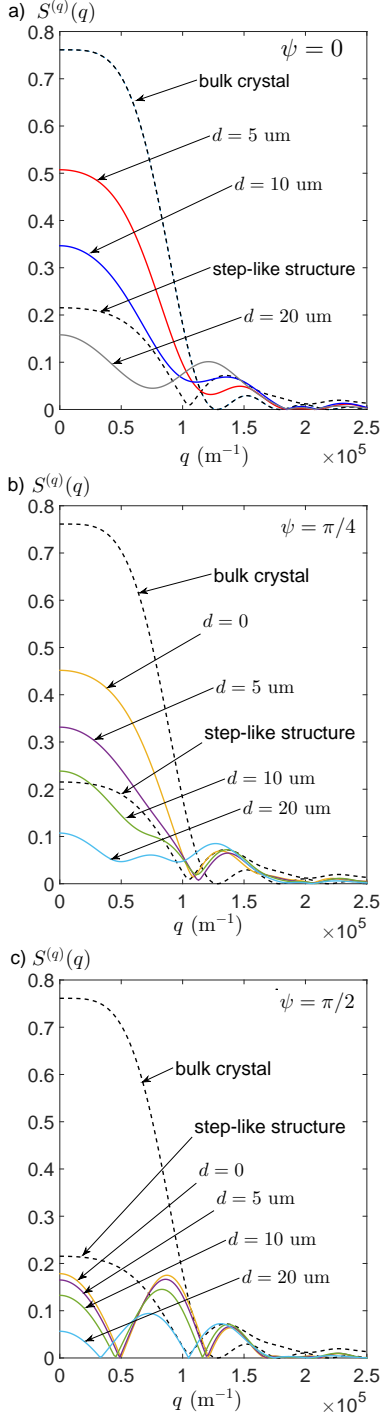


Figure 2: The spectral density of the field generated in PDC in the binary photonic structure as a function of spatial frequency at a) $\psi = 0$ (without shift), b) $\psi = \pi/4$, c) $\psi = \pi/2$ (maximum shift — the domains of different signs are against each other). The dashed curves are the dependencies corresponding to PDC in standard crystal without transverse modulation and PDC taking place in the half-space. The graphics are plotted for the following parameters: $\sigma = 250 \text{ m}^{-1}$, $\lambda_p = 0.532 \text{ um}$, $\lambda_1 = 2\lambda_p = 1.064 \text{ um}$, $L = 0.5$

on the characteristic obtained formally in the classical input assumption.

To solve (11) numerically, statistical modeling of the vacuum by classical random noise with the uniformly distributed phase can be performed. However, in our case, this approach is inefficient, since it requires numerical propagation of (11) for the series of randomly generated input amplitude values and the final result is significantly noisy due to finite sampling. Fortunately, the linear form of (13) enables a more efficient approach. For this, assuming constant values of amplitudes $a_0(q) = a_0$ we construct the following combination:

$$\begin{aligned}
 S^{(det)}(q; a_0) &= a^*(-q, z)a(q, z) \\
 &= |a_0|^2 (1 + 2|V(q, z)|^2) \\
 &+ U(q, z)V^*(q, z)a_0^2(q) + U^*(q, z)V(q, z)a_0^{*2}(-q),
 \end{aligned} \tag{19}$$

which is calculated by single numerical propagation of (11). At random input values, the last two terms in the right-hand side of (19) are vanished after statistical averaging. However, it should be noted that the sign of the interference terms in (19) changes replacing $a_0(q)$ with $ia_0(q)$. Therefore, we have

$$\begin{aligned}
 S^{(det)}(q) &= S^{(det)}(q; a_0) + S^{(det)}(q; ia_0) = \\
 &= a^*(-q, z)a(q, z) = |a_0|^2 (1 + 2|V(q, z)|^2),
 \end{aligned} \tag{20}$$

from which follows

$$S^{(q)}(q) = |V(q, z)|^2 = \frac{S^{(det)}(q) - 2|a_0(q)|^2}{4|a_0(q)|^2}, \tag{21}$$

thereby arriving at solution in two runs of a standard numerical scheme. Similarly, we will solve the task for coupled processes in the following section.

Fig. 2 illustrates $S^{(q)}(q)$ as a function of transverse spatial frequency with different values of the shift angle ψ and distance d between the crystals. Also, for comparison, the dependencies corresponding to the PDC in single crystal, described by solution (14), and PDC in half-space, which is obtained by solving (12), are presented. From Fig. 2 we infer that the integral efficiency of the PDC conversion, as measured by $S^{(q)}(q)$, is decreased with increasing the separation d .

aperiodic modulation.

Several design methods that enable structures supporting multiple nonlinear processes simultaneously have been proposed. The method of superposition of modulation of nonlinearity sign (SMNS) has been proved to be a versatile approach to construct aperiodic crystals [42, 43, 44]. According to this method, to compensate for multiple N phase mismatches by the structure Δk_j ($j = \overline{1, N}$), the modulating function is calculated [44]:

$$g_{AS}(z) = \text{sign} \left[\sum_{j=1}^N C_j \cos \left(\frac{2\pi}{\Lambda_j} z + \varphi_j \right) \right] \quad (26)$$

where $\Lambda_j = 2\pi/|\Delta k_j|$ is the lattice period that compensates the mismatch Δk_j , φ_j is the phase of the partial harmonic in the superposition, C_j is the amplitude that defines the contribution of the harmonic to the lattice, subscript j marks the mismatch Δk_j ($j = \overline{1, N}$). By defining parameters C_j and φ_j at the construction stage, the coupling coefficients and their phases can be judiciously engineered.

Following the SMNS method, calculation of the peak amplitudes that enter the nonlinear equations ((1)) gives the following result [44]:

$$\bar{g}_{AS1} = \frac{2}{\pi} I(C_1, C_2), \quad \bar{g}_{AS3} = \frac{2}{\pi} I(C_2, C_1), \quad (27)$$

where $I(C_1, C_2) = \int_0^{+\infty} J_1(C_1 x) J_0(C_2 x) / x dx = 2(E(r^2) + K(r^2)(r^2 - 1)) / \pi r$, $r = C_2 / C_1$, $K(x)$ and $E(x)$ are the elliptical integral of the first and second kinds, respectively. Since the crystals in the binary structure have equal lattice peak amplitudes ($\bar{g} = 2/\pi$), in (27) we set $C_1 = C_2$ for the aperiodic structure has equal peaks as well. Using (27), the lattice amplitudes that compensate for mismatches Δk_d and Δk_u are obtained: $\bar{g}_{AS1} = \bar{g}_{AS3} = (2/\pi)^2 < \bar{g}$, so that the peak amplitudes of an aperiodic lattice is lesser than the ones of a periodic one.

Therefore, for the case of aperiodic structure, we have the following set of equations that describe the

coupled processes [50]:

$$\begin{cases} \frac{\partial a_1(q, z)}{\partial z} - i\varepsilon_1 a_1(q, z) = \\ \sigma \bar{g}_{AS1} a_1^*(-q, z) + \sigma \bar{g}_{AS3} a_2(q, z), \\ \frac{\partial a_3(q, z)}{\partial z} - i\varepsilon_3 a_3(q, z) = 3\sigma \bar{g}_{AS3} a_1(q, z). \end{cases} \quad (28)$$

(28) are rather simple and has an analytical solution (see, for example, [50]). In the notations adopted above, the form of the solution is the following:

$$\begin{aligned} a_1(q, z) &= U_{11}(q, z) a_{10}(q) + V_{11}(q, z) a_{10}^*(-q) \\ &\quad + U_{13}(q, z) a_{30}(q) + V_{13}(q, z) a_{30}^*(-q), \\ a_3(q, z) &= U_{31}(q, z) a_{10}(q) + V_{31}(q, z) a_{10}^*(-q) \\ &\quad + U_{33}(q, z) a_{30}(q) + V_{33}(q, z) a_{30}^*(-q), \end{aligned} \quad (29)$$

where the transfer functions $U_{mn}(q, z)$ and $V_{mn}(q, z)$ are mutually related by

$$\begin{aligned} |U_{m1}(q, z)|^2 + |U_{m3}(q, z)|^2 \\ - |V_{m1}(q, z)|^2 - |V_{m3}(q, z)|^2 = 1, \end{aligned} \quad (30)$$

($m = 1, 3$), which follow from commutation relations, associated with the Fourier amplitudes; the field amplitudes $a_1(q, z)$, $a_3(q, z)$, $a_1^*(q, z)$ and $a_3^*(q, z)$ correspond to photon creation and annihilation operators. Solution of the form of solution (29) holds true for the case of binary structure.

In the case of vacuum input, the spatial correlation (16) is applicable to both the low- and high-frequency modes: $\langle a_{m0}^*(-q') a_{n0}(q'') \rangle = S_m(q') \delta_{mn} \delta(q' + q'')$ ($m = 1, 3$), where δ_{mn} is the Kronecker symbol appeared since vacuum modes of different frequencies are uncorrelated.

From the quantum point of view, the correct spectral densities $S_m(q)$ are derived using (29) using operator mathematics and the vacuum state condition $\langle a_{m0}^\dagger(-q) a_{m0}(q) \rangle = 0$:

$$S_m^{(q)}(q) = |V_{m1}(q, L)|^2 + |V_{m3}(q, L)|^2, \quad (m = 1, 3). \quad (31)$$

In the classical domain with random noise model for the vacuum amplitudes, using (29) and (30), the spatial spectral densities read:

$$\begin{aligned} S_m^{(c)}(q) &= \langle \hat{a}_m^*(-q) \hat{a}_m(q) \rangle = \\ &= [1 + 2(|V_{m1}(q, L)|^2 + |V_{m3}(q, L)|^2)] |a_0|^2, \end{aligned} \quad (32)$$

($m = 1, 3$).

To relate the solution of (25) obtained by numerical simulation with the correct solution, dictated by quantum physics, we apply the same approach, that has been used for single PDC process. It is evident from (25) that the quadratic combinations of field amplitudes, when considered as classical values, include interference terms proportional to a_{10}^2 , a_{30}^2 , $a_{10}a_{30}$, $a_{10}^*a_{30}$ and the complex conjugates. To eliminate them, we solve the equation numerically 4 times with the following set of initial values: 1) $a_{10} = a_{30} = a_0$, 2) $a_{10} = -a_{30} = a_0$, 3) $a_{10} = a_{30} = ia_0$ and 4) $a_{10} = -a_{30} = ia_0$. As a result of this, we obtain 4 dependencies: $S_m^{(det)}(q; a_0, a_0)$, $S_m^{(det)}(q; a_0, -a_0)$, $S_m^{(det)}(q; ia_0, ia_0)$, $S_m^{(det)}(q; ia_0, -ia_0)$, which total, $S_m^{(det)}(q)$, successfully eliminates the unwanted terms giving quadrupled classical spectral densities (32). Therefore, from (31) and (32) readily follows:

$$S_m^{(q)}(q) = \frac{S_m^{(det)}(q) - 4|a_0|^2}{8|a_0|^2}, \quad (m = 1, 3) \quad (33)$$

where $S_m^{(det)}(q) = S_m^{(det)}(q; a_0, a_0) + S_m^{(det)}(q; a_0, -a_0) + S_m^{(det)}(q; ia_0, ia_0) + S_m^{(det)}(q; ia_0, -ia_0)$.

The spatial spectral densities $S_1^{(q)}(q)$ and $S_3^{(q)}(q)$ are plotted in Fig. 3 and Fig. 4, respectively, at different values of the crystal shift and the distance between the crystals. Comparing the dependencies in the figures with the ones corresponding to the fields generated in aperiodic structures, described by (28), it is evident that the integral efficiency of field formation in the binary structure is always lower than in the aperiodic structure. Especially, we notice that in the aperiodic structure with the lattice parameters under study, the high-frequency field is brighter than the low-frequency field, which is due to the higher value of the coupling strength responsible for SFG. In the case of the binary structure, the same behaviour holds true, however, the difference in efficiency, as quantified by the ratio between the corresponding spectral maxima, is not so high. Taking into account that in (25) and (28) the parameters responsible for diffraction obey $\varepsilon_3 = \varepsilon_1/3$, the diffraction effects in

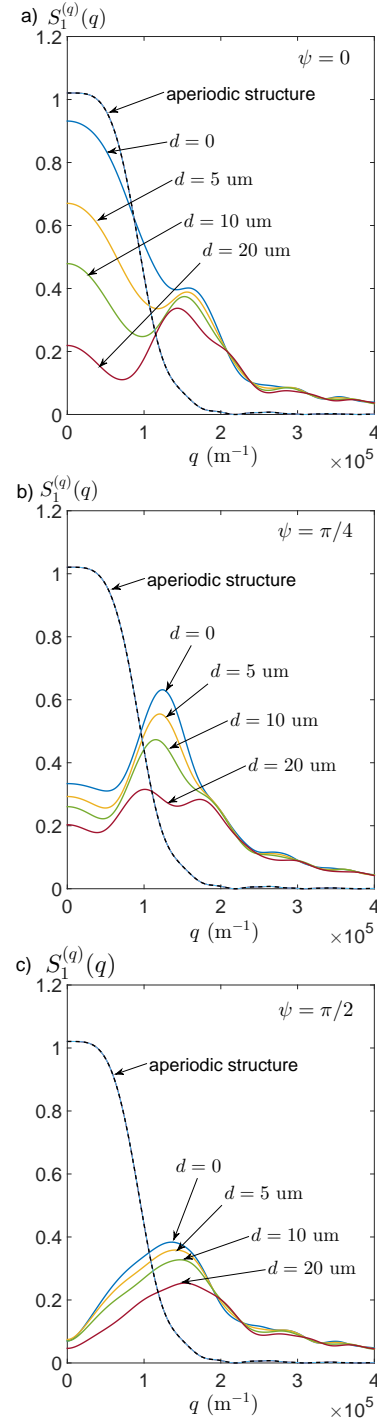


Figure 3: Spectral density $S_1^{(q)}(q)$ as a function of the spatial frequency at different crystal shift values: a) $\psi = 0$, b) $\psi = \pi/4$, c) $\psi = \pi/2$. The dependencies drawn in dashed correspond to the field generated in the coupled interactions implemented in the aperiodic structure described by (28) with lattice spectrum amplitude $\bar{g}_{AS1} = \bar{g}_{AS3} = (2/\pi)^2$. The pump phase $\varphi_p = \psi$. The rest of the parameters are the same as in Fig. 2.

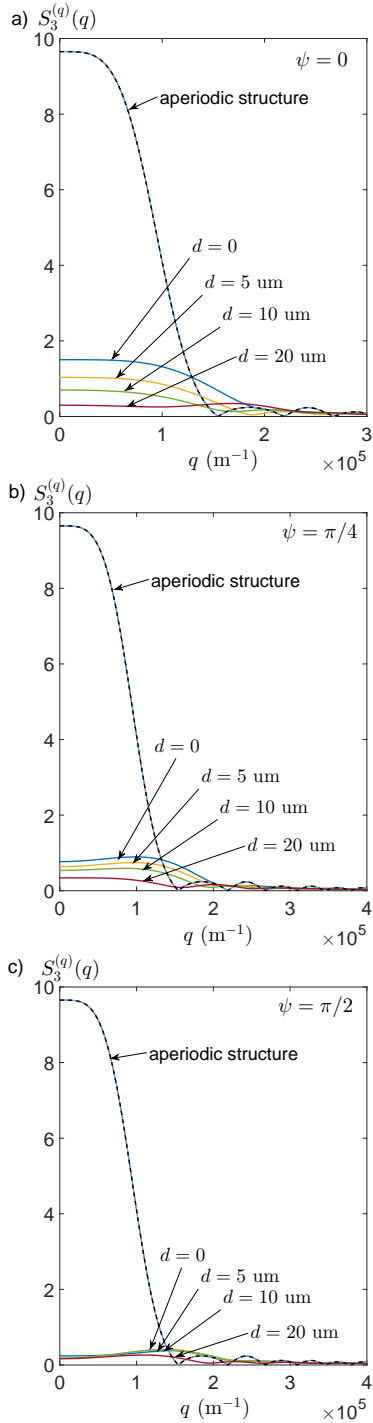


Figure 4: Spectral density $S_3^{(q)}(q)$ as a function of the spatial frequency at different crystal shift values: a) $\psi = 0$, b) $\psi = \pi/4$, c) $\psi = \pi/2$. The relevant parameters are the same as in Fig. 3

the high-frequency range are manifested to lesser degree. Therefore, the interference fringe-like behaviour observed in the field spectral density and produced by single PDC in the binary structure is not so apparent in the case of the coupled PDC and SFG (compare Fig. 2c) and Fig. 3c)). Moreover, the corresponding spatial density of high-frequency modes (Fig. 4c)) does not manifest interference behaviour at all.

5 Conclusion

To summarise, we have proposed the binary nonlinear structure as means for the implementation of multi-wave optical processes. Our study suggests that despite each crystal in the structure supports distinct set of nonlinear processes, coupling between modes originated from the two crystals can be attained near the inter-crystal interface, due to loosely constraints of phase-matching. Also, through consideration of the coupled PDC and SFG processes, we have shown that the field generation and conversion efficiencies in the binary structure is somewhat lower than in the corresponding nonlinear crystals without transverse inhomogeneity.

Other configurations of the binary structures, which are different in constituent materials and modulation functions, can also be suggested. In particular, the pulsed regime of parametric interaction with chirped crystals [51] can be of interest, due to the intertwining of the material dispersion of the crystals, that can alter the pulse dynamics. Also, the capability of the binary structures to host structured film materials, for example, metamaterials [52], in space between the crystals makes them attractive for development of potentially new optical sources with unique temporal and spatial characteristics.

6 Acknowledgements

We acknowledge partial support from the Russian Foundation for Basic Research under the grant No 14-02-00458.

References

- [1] G. Harder, "Single-mode parametric-down-conversion states with 50 photons as a source for mesoscopic quantum optics," *Phys. Rev. Lett.* **116**, 143601 (2016).
- [2] S.E. Harris and L.V. Hau "Nonlinear optics at low light levels," *Phys. Rev. Lett.* **82**, 4611 (1999).
- [3] Z. Zhang, K. Balskus, R.A. McCracken and D.T. Reid "Mode-resolved 10-GHz frequency comb from a femtosecond optical parametric oscillator," *Opt. Lett.* **40**, 12, 2692-2695 (2015).
- [4] J.A. Fülöp et al. "Short-pulse optical parametric chirped-pulse amplification for the generation of high-power few-cycle pulses," *New J. Phys.* **9** 438 (2007).
- [5] L. Høgstedt, J.S. Dam, A.-L. Sahlberg, Z. Li, M. Aldén, C. Pedersen and P. Tidemand-Lichtenberg, "Low-noise mid-IR upconversion detector for improved IR-degenerate four-wave mixing gas sensing," *Opt. Lett.* **39** 18, 5321-5324 (2014).
- [6] M.A. Hall, J.B. Altepeter and P. Kumar "Ultrafast switching of photonics entanglement," *Phys. Rev. Lett.* **106** 053901 (2011).
- [7] M. Vasilyev and P. Kumar "Frequency up-conversion of quantum images," *Opt. Expr.* **20** 6, 6644-6656 (2012).
- [8] T. Guerreiro et al. "Nonlinear interaction between single photons," *Phys. Rev. Lett.* **113** 173601 (2014).
- [9] R.W. Boyd "Nonlinear Optics" 3rd ed. 2008.
- [10] S.A. Akhmanov and R.V. Khokhlov "Concerning one possibility of amplification of light waves," *JETP* **16** 252 (1962).
- [11] R.N. Kingston "Parametric amplification and oscillation at optical frequencies," *Proc. IRE* **50** 472 (Correspondence) (1962).
- [12] J.A. Giordmaine and R.C. Miller "Tunable coherent parametric oscillation in LiNbO₃ at optical frequencies," *Phys. Rev. Lett.* **14** 973-6 (1965).
- [13] S.A. Akhmanov, A.I. Kovrigin, A.S. Piskarskas, V.V. Fadeev and R.V. Khokhlov "Observation of parametric amplification in the optical range," *JETP Lett.* **2** 191-3 (1965).
- [14] L. Xu et al. "High-energy noncollinear optical parametric-chirped pulse amplification in LBO at 800 nm," *Opt. Lett.* **38** 4837-40 (2013).
- [15] S.-K. Choi, M. Vasilyev and P. Kumar "Noiseless optical amplification of images," *Phys. Rev. Lett.* **83** 1938 (1999).
- [16] P.M. Vaughan and R. Trebino "Optical-parametric-amplification imaging of complex objects," *Opt. Expr.* **19**, 9, 8920 (2011).
- [17] S.E. Harris "Tunable optical parametric oscillators," *Proc. IEEE* **57** 2096-113 (1969).
- [18] R.C. Eckardt, C.D. Nabors, W.J. Kozlovsky and R.L. Byer "Optical parametric oscillator frequency tuning and control," *J. Opt. Soc. Am. B* **8** 646, 67 (1991).
- [19] U. Strö et al. "Single-frequency continuous-wave optical parametric oscillator system with an ultrawide tuning range of 550-2830 nm," *J. Opt. Soc. Am. B* **19** 1419-24 (1991).
- [20] D.T. Reid, J. Sun, T.P. Lamour and T.I. Ferreira "Advances in ultrafast optical parametric oscillators," *Las. Phys. Lett.* **8**, 8-15 (2010).
- [21] M.V. Fedorov et al. "Spontaneous parametric down-conversion: anisotropical and anomalously strong narrowing of biphoton momentum correlation distributions," *Phys. Rev. A* **77** 032336 (2008).
- [22] C.-S. Chuu and S.E. Harris "Ultrabright backward-wave biphoton source," *Phys. Rev. A* **83**, 061803 (2011).

- [23] C.-S. Chuu, G.Y. Yin and S.E. Harris "A miniature ultrabright source of temporally long, narrowband biphotons," *Appl. Phys. Lett.*, **101**, 051108 (2012).
- [24] S. Magnitskiy et al. "A SPDC-based source of entangled photons and its characterization," *Jour. Russ. Las. Res.* **36**, 6, 618-629 (2015).
- [25] T. Eberle, V. Händchen and R. Schnabel "Stable control of 10 dB two-mode squeezed vacuum states of light," *Opt. Expr.* **21**, 11546 (2013).
- [26] U.L. Andersen, T. Gehring, C. Marquardt and G. Leuchs "30 years of squeezed light generation," *Phys. Scr.* **91**, 053001 (2016).
- [27] H. Grote et al. "First long-term application of squeezed states of light in gravitational-wave observatory," *Phys. Rev. Lett.* **110**, 181101 (2013).
- [28] J.A. Armstrong, N. Bloembergen, J. Ducuing and P.S. Pershan "Interactions between light waves in a nonlinear dielectric," *Phys. Rev.* **127**, 6, 1918-1939 (1962).
- [29] C.R. Phillips, C. Langrock, D. Chang, Y.W. Lin, L. Gallmann and M.M. Fejer "Apodization of chirped quasi-phaseshifting devices," *J. Opt. Soc. Am. B* **30**, 6, 1551-1568 (2013).
- [30] D.N. Nikogosian "Nonlinear optical crystals: a complete survey," Springer, 1st ed, 2005.
- [31] S.G. Grechin and V.G. Dmitriev "Quasi-phase-matching conditions for a simultaneous generation of several harmonics of laser radiation in periodically poled crystals," *Quantum Electron.* **31** (10), 933-936 (2001).
- [32] M.A. Arbore, O. Marco and M.M. Fejer "Pulse compression during second-harmonic generation in aperiodic quasi-phase-matching gratings," *Opt. Lett.* **22**, 862-867 (1997).
- [33] S.E. Harris "Chirp and compress: toward single-cycle biphotons," *Phys. Rev. Lett.* **98**, 063602 (2007).
- [34] C.R. Phillips, B.W. Mayer, L. Gallmann and U. Keller "Frequency-domain nonlinear optics in two-dimensionally patterned quasi-phase-matching media," *Opt. Expr.* **24**, 14, 15940-53 (2016).
- [35] S.M. Saltiel et al. "Generation of second-harmonic conical waves via nonlinear Bragg diffraction," *Phys. Rev. Lett.* **100**, 103902 (2008).
- [36] A.M. Vyunishchev and A.S. Chirkin "Multiple quasi-phase-matching in nonlinear Raman-Nath diffraction," *Opt. Lett.* **40**, 7, 1314-1317 (2015).
- [37] "Multicolor pulsed coherent-light source," US patent No 4338578, 5 march, 1980; "Three-color coherent light system," US patent No 5740190, 23rd May, 1996.
- [38] A.V. Rodionov and A.S. Chirkin "Entangled photon states in consecutive nonlinear optical interactions," *JETP Lett.*, **79**, 6, 253-256 (2004).
- [39] A.S. Chirkin and M.Yu. Saigin "Tripartite entanglement in coupled three-wave interactions," *Acta. Phys. Hung. B* **26**/1-2, 63-70 (2006).
- [40] A.S. Chirkin and M.Yu. Saigin "Four-mode entangled states in coupled nonlinear optical processes and teleportation of two-mode entangled CV state," *Phys. Scr.* **T135**, 014029 (2009).
- [41] M.S. Shahriar, P. Kumar and P.R. Hemmer "Connecting processing-capable quantum memories over telecommunication links via quantum frequency conversion," *J. of Phys. B: At. Mol. Opt. Phys.*, **45**, 124018 (2012).
- [42] A.S. Chirkin and I.V. Shutov "On the possibility of the nondegenerate parametric amplification of optical waves at low-frequency pumping," *JETP Lett.* **86**, 11, 693-697 (2007).
- [43] I.V. Shutov and A.S. Chirkin "Consecutive high-order harmonic generation and formation of sub-femtosecond light pulses in aperiodic nonlinear photonic crystals," *Phys. Rev. A.* **78**, 013827 (2008).

- [44] A.S. Chirkin and I.V. Shutov "Parametric amplification of light waves at low-frequency pumping in aperiodic nonlinear photonic crystals," JETP **136**, 4, 639-649 (2009).
- [45] A. Rai and D. Angelakis "Dynamic of nonclassical light in integrated nonlinear waveguide arrays and generation of robust continuous variable entanglement," Phys. Rev. A. **85**, 052330 (2012).
- [46] R. Kruse et al. "Spatio-spectral characteristics of parametric down-conversion in waveguide arrays," New J. Phys. **15**, 083046 (2013).
- [47] F.W. King "Hilbert Transform: volume 1 (encyclopedia of mathematics and its applications)," Cambridge University Press, 1st ed. (2009).
- [48] M.Yu. Saygin, A.S. Chirkin and M.I. Kolobov "Quantum holographic teleportation of entangled two-color optical images," JOSA B **29**, 8, 2090-2098 (2012).
- [49] M.I. Kolobov "Quantum imaging" Springer (2007).
- [50] A.S. Chirkin and E.V. Makeev "Simultaneous phase-sensitive parametric amplification and up-conversion of an optical image," J. Opt. B: Quantum and Semiclass. Opt. **7** 12, S500-6 (2005).
- [51] H. Suchowski et al. "Broadband photon pair generation at $3\omega/2$," Appl. Phys. B. **122**, 25 (2016).
- [52] A.V. Chebykin et al. "Nonlocal effective parameters of multilayered metal-dielectric metamaterials," Phys. Rev. B **86**, 115420-8 (2012).