

# Chemoselective Reactivity of Bifunctional Cyclooctynes on Si(001)

Marcel Reutzel,<sup>†</sup> Niels Münster,<sup>‡</sup> Marcus A. Lipponer,<sup>†</sup> Christian Länger,<sup>¶</sup> Ulrich  
Höfer,<sup>†</sup> Ulrich Koert,<sup>\*,‡</sup> and Michael Dürr<sup>\*,¶</sup>

*Fachbereich Physik und Zentrum für Materialwissenschaften, Philipps-Universität, D-35032  
Marburg, Germany, Fachbereich Chemie, Philipps-Universität, D-35032 Marburg, Germany, and  
Institut für Angewandte Physik, Justus-Liebig-Universität Giessen, D-35392 Giessen, Germany*

E-mail: koert@chemie.uni-marburg.de; michael.duerr@ap.physik.uni-giessen.de

---

\*To whom correspondence should be addressed

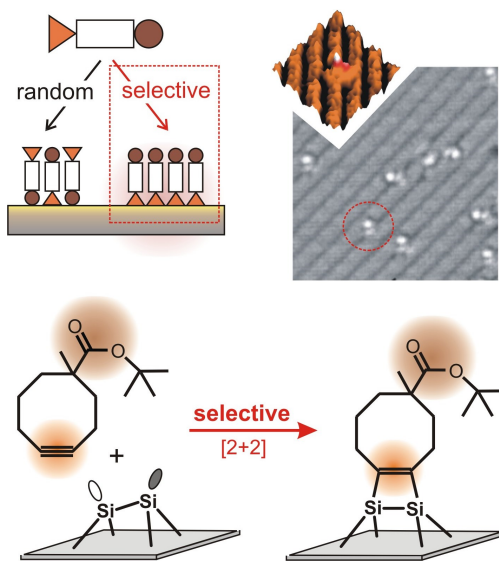
<sup>†</sup>Fachbereich Physik und Zentrum für Materialwissenschaften, Philipps-Universität, D-35032 Marburg, Germany

<sup>‡</sup>Fachbereich Chemie, Philipps-Universität, D-35032 Marburg, Germany

<sup>¶</sup>Institut für Angewandte Physik, Justus-Liebig-Universität Giessen, D-35392 Giessen, Germany

## Abstract

Controlled organic functionalization of silicon surfaces as integral part of semiconductor technology offers new perspectives for a wide range of applications. The high reactivity of the silicon dangling bonds, however, presents a major hindrance for the first basic reaction step of such a functionalization, i.e., the chemoselective attachment of bifunctional organic molecules on the pristine silicon surface. We overcome this problem by employing cyclooctyne as the major building block of our strategy. Functionalized cyclooctynes are shown to react on Si(001) selectively via the strained cyclooctyne triple bond while leaving the side groups intact. The achieved selectivity originates from the distinctly different adsorption dynamics of the separate functionalities: A direct adsorption pathway is demonstrated for cyclooctyne as opposed to the vast majority of other organic functional groups. The latter ones react on Si(001) via a metastable intermediate which makes them effectively unreactive in competition with the direct pathway of cyclooctyne's strained triple bond.



TOC Graphics

## Introduction

Organic functionalization of semiconductor surfaces and its potential for a multitude of technological applications<sup>1-3</sup> has motivated detailed investigations of the adsorption of organic molecules on semiconductors, especially on silicon.<sup>4-12</sup> On passivated silicon surfaces, functionalization has been successfully demonstrated via solution-based processes.<sup>10,11</sup> However, controlled organic functionalization of the pristine semiconductor surfaces, as required for a multitude of technological processes, has not been achieved so far. The challenge is the very first reaction step, i.e., the chemoselective covalent fixation of hetero-bifunctional molecules on these substrates, leaving the remaining second functional group available for further building up of complex molecular architectures, e.g., using organic click chemistry.<sup>13</sup> The main difficulty in achieving the required chemical selectivity, especially on the technologically most relevant Si(001) surface, arises from the high reactivity of the surface dangling bonds. Due to this high reactivity, each functional group "F" of a bifunctional molecule adsorbs with initial sticking coefficient  $s_0$  close to unity and thus the final adsorption product will typically consist of a mixture of molecules adsorbed via F1 or F2 on the surface (Fig. 1a).

With their high ring strain of 0.8 eV,<sup>14</sup> cyclooctyne derivatives have been proven extremely useful for performing selective chemistry in vivo ("bio-orthogonal chemistry",<sup>15</sup>). Here we exploit functionalized cyclooctynes for selective chemistry on semiconductor surfaces ("surface-orthogonal chemistry"). On clean Si(001), we show that cyclooctyne derivatives exclusively react with the strained triple bond in formation of 1,2-disilacyclobutene [2+2] cycloadducts, leaving the second functional group F2 untouched (Fig. 1b). This chemoselectivity, which is observed despite the high reactivity of both functional groups, F1 and F2, on silicon, originates from the different adsorption dynamics of the reaction channels involved. In particular, we show that a direct reaction channel is operative for the strained triple bond of cyclooctyne, in contrast to adsorption via a metastable intermediate as observed for the majority of organic functional groups Si(001). The results demonstrate how chemical selectivity can be achieved even in a highly reactive environment when taking into account the dynamics of the respective reaction channels. In this study,

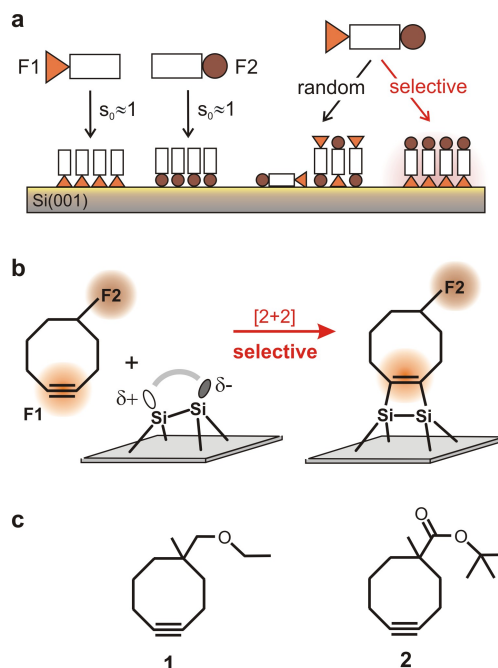


Figure 1: a) Schematics of the adsorption process of organic molecules with one or two functional groups F1, F2 on Si(001). The high reactivity of each molecular functionality typically leads to random adsorption of bifunctional molecules via F1 or F2. b) Chemoselective reaction of a bifunctional cyclooctyne on Si(001). c) Employed test molecules.

cyclooctyne ether **1** and cyclooctyne ester **2** (Fig. 1c) were selected as model substrates because of the known cleavage reaction of aliphatic ethers on Si(001)<sup>16,17</sup> and the versatility of an ester with regard to functional group conversion.

## Experimental Section

The XPS, STM, and molecular beam experiments were each performed in a separate ultrahigh vacuum chamber with a base pressure  $< 1 \times 10^{-10}$  mbar. N-doped silicon samples (conductivity  $\rho \approx 10 \text{ } \Omega\text{cm}$ ) were prepared by degassing at 700 K and repeated flashing to temperatures above 1450 K using direct current heating. Cooling rates of about 1 K/s then result in a well-ordered Si(001)  $2 \times 1$  reconstruction.<sup>18,19</sup> Cyclooctyne derivatives were dosed through a leak valve into the ultrahigh vacuum chamber.

The XPS measurements were performed using an unmonochromatized Mg- $K_\alpha$  X-ray source

(VG Microtec XR3E2) and the photoelectrons were detected by a hemispherical electron analyzer (Specs Phoibos 150). The energetic position of the core-level peaks was calibrated with respect to the binding energy of the Si 2p(3/2) peak (99.4 eV). The width of the peaks was fitted by a sum of voigt profiles. The fitting parameters are summarized in Tab. S1. STM experiments were performed using an OMICRON variable temperature STM.

The measurements of the normalized initial sticking coefficient  $s_0/s_{max}$  were performed in a 4-stage molecular beam apparatus,<sup>20</sup> using the King-and-Wells method<sup>21</sup> for diethyl ether. In the case of cyclooctyne, both, optical second-harmonic generation<sup>22</sup> and Auger-electron spectroscopy was employed for measuring the initial sticking probability (for more details, see SI).

## Results

We first examine adsorption of cyclooctyne ether **1** on Si(001) by means of XPS (Fig. 2). The comparison of the O 1s core level spectra of cyclooctyne ether **1** on Si(001) with those of diethyl ether (Et<sub>2</sub>O) on Si(001) clearly excludes a chemical interaction of the oxygen atom of the ether group with the Si surface (Fig. 2a,b). The O 1s binding energy of 533.4 eV (Fig. 2a) neither matches that of the dative Si-O bond observed for Et<sub>2</sub>O/Si(001) at low temperature (Fig. 2b, blue) nor that of the covalent Si-O bond observed at room temperature (Fig. 2b, red). In contrast to Et<sub>2</sub>O/Si(001), the O 1s peak measured for cyclooctyne ether **1** on Si(001) does not shift in the temperature range 80–300 K and its width is typical for oxygen in a single chemical environment (details on data and fitting are found in the Supporting Information). It is thus attributed to oxygen atoms in a C-O-C environment of the still intact ether group. The C 1s spectra are composed of three peaks. Going from high to low binding energies, they are assigned to carbon atoms in C-C-O, C-C-C, and C-C-Si environments, respectively;<sup>17,23</sup> compare also the C 1s spectrum of Et<sub>2</sub>O/Si(001) (Fig. 2b, red), which is composed of these three components as well. The intensity ratio of C-C-O : C-C-C : C-C-Si measured at 300 K matches well the expected ratio of cyclooctyne ether **1** adsorbed via [2+2] cycloaddition of its triple bond, i.e., 2 : 8 : 2, with two carbon atoms

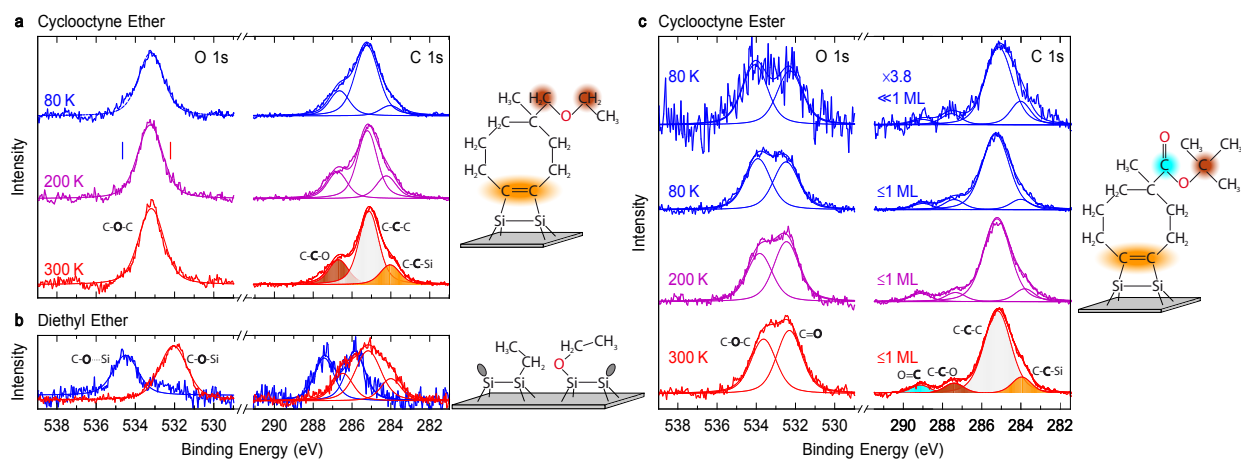


Figure 2: a) Oxygen and carbon 1s spectra of a submonolayer of cyclooctyne ether **1**; b) of diethyl ether; c) of cyclooctyne ester **2**. All spectra were measured at 80 K surface temperature after dosing at 80 K and annealing to the indicated temperature. Thin solid lines indicate the components as obtained by fitting Voigt profiles to the spectra; parameters are provided in Table S1, Supporting Information. The C 1s intensity ratios, C-C-O : C-C-C : C-C-Si = 2 : 8.8 : 1.6 (in (a), 300 K) and C=O : C-C-O : C-C-C : C-C-Si = 0.8 : 1 : 10.3 : 1.6 (in (c), 300 K) closely match those of the different carbon chemical environments of the adsorption geometries sketched on the right side of the spectra. Et<sub>2</sub>O/Si(001) data taken from Ref. 17.

bound to silicon and two carbon atoms in the intact ether group (compare sketch in Fig. 2a). Both, the O 1s and the C 1s spectra thus show exclusive adsorption of cyclooctyne ether **1** on Si(001) via the strained triple bond. This observation holds up to one monolayer coverage (compare Fig. S1, Supporting Information).

Like for cyclooctyne ether **1**, the XPS spectra of our 2nd test system, cyclooctyne ester **2** on Si(001), do not exhibit significant changes as a function of exposure or temperature indicating a molecule in its final adsorption state (Fig. 2c). In particular, the O 1s and C 1s spectra show that the ester group does not react with Si(001) when it is part of the derivatized cyclooctyne **2**: On one hand, the O 1s spectrum consists of two components, corresponding to the two inequivalent oxygen atoms of the unreacted ester group (533.8 eV: C-O-C, similar to the ether group in Fig. 2a; 532.5 eV: C=O<sup>24</sup>). On the other hand, the C 1s spectrum consists of 4 peaks of which the high-binding-energy component (289.3 eV) is assigned to C=O<sup>24,25</sup> and thus excludes a C-O-Si environment as the origin of the O 1s peak at 532.5 eV. The observed intensity ratio of the four components of the C 1s spectra agrees well with the ratio expected for adsorption via the C-C triple

bond (Fig. 2c).

STM experiments on the adsorption of cyclooctyne ether **1** on Si(001) were performed at low coverage to complement the XPS results on the single adsorbate level (Fig. 3). Both, in images taken directly after adsorption at 50 K (Fig. 3a) as well as after annealing at 300 K (Fig. 3b), a single, asymmetric adsorption configuration is observed; it is located on one dimer row and consists of two bright spots of different intensity. If the surface is further annealed to 450 K, a different situation arises: The bright features are still resolved (Fig. 3c), but the configurations are

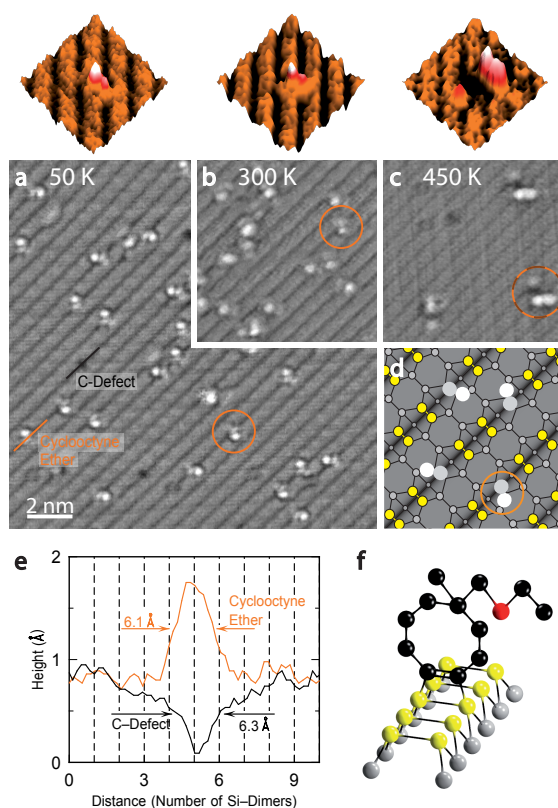


Figure 3: a) to c): Empty state STM images ( $U_{\text{tun}} = 1.9$  V,  $I_{\text{tun}} = 1$  nA, 50 K) of cyclooctyne ether **1** adsorbed on the Si(001) surface. The nodal plane between the dangling bonds of the Si dimers appears black and separates the Si dimers of the dimer rows as sketched in (d). In (a), 0.05 monolayer (ML, 1 ML  $\hat{=}$  1 molecule per silicon dimer) were adsorbed at 50 K (image size  $16 \times 16$  nm<sup>2</sup>); for (b), the surface was annealed at 300 K (0.06 ML,  $9 \times 9$  nm<sup>2</sup>). In (c), the surface is shown after annealing to 450 K (0.01 ML,  $9 \times 9$  nm<sup>2</sup>). On top of (a) to (c), pseudo-3D STM images of the respective configurations are shown. e) Height profile along the center line of the dimer row across a cyclooctyne ether **1** feature (orange) as well as across a missing dimer defect ("C-defect", black). Both features show a similar extension along the dimer row which is substantially lower than the width of two dimers, i.e., 7.6 Å. f) Sketch of the adsorption configuration.

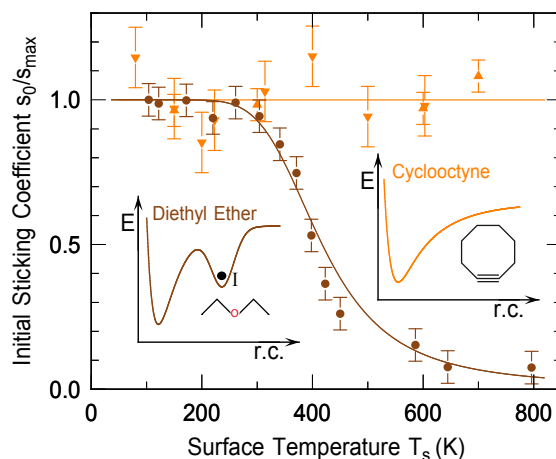


Figure 4: Normalized initial sticking coefficients  $s_0$  on Si(001) as a function of surface temperature for cyclooctyne (orange triangles) and diethyl ether (brown dots). Left inset: schematic potential energy diagram for adsorption via an intermediate state I ( $\text{Et}_2\text{O}$ , quantitative description by the Kisliuk precursor model,<sup>27</sup> brown line in main panel); right inset: schematic potential energy diagram for a direct adsorption pathway (cyclooctyne).  $\text{E}_2\text{O}$  data taken from Ref. 28.

more complex and extend across two dimer rows with an additional dark and bright spot next to the original bright features. Such adsorption configurations extending over two dimer rows are typical for ether cleavage on Si(001).<sup>16,17</sup> At 450 K, we thus observe adsorption with both functionalities of cyclooctyne ether. As such configurations extending over two dimer rows do not appear at 50 K and 300 K, the chemoselective reaction of cyclooctyne ether **1** via the triple bond is also operative at very low coverage. By inspection of the lateral extension of the 50 K and 300 K adsorption features (Fig. 3e), especially in comparison with defects/adsorbates extending over one and two dimers along the dimer row (see also Supporting Information, Fig. S2), adsorption on-top of one silicon dimer can be concluded (Fig. 3f), in agreement with earlier results on the adsorption of non-derivatized cyclooctyne.<sup>26</sup> The latter shows adsorption in the on-top configuration up to one monolayer coverage.

The XPS and STM measurements unambiguously show the chemoselective adsorption of cyclooctyne ether/ester via its triple bond. In order to gain mechanistic insight, initial sticking probabilities  $s_0$  were measured as a function of surface temperature for the separate functionalities, i.e., cyclooctyne and diethyl ether, on Si(001) (Fig. 4). In the case of  $\text{Et}_2\text{O}/\text{Si}(001)$ ,  $s_0$  stays constant for moderate surface temperatures  $T_s$  but decreases with higher  $T_s$  (Fig. 4, brown circles). This be-



havior is typical for organic molecules on semiconductor surfaces.<sup>27,29</sup> Their adsorption is overall non-activated but proceeds via a kinetically stabilized intermediate state (Fig. 4, left inset). Once trapped in this intermediate state, the adsorbate can either convert into the covalently attached final state or desorb back into the gas phase. With rising surface temperature, the relative weight of the desorption rate increases and thus a decrease of  $s_0$  is observed. In contrast, for cyclooctyne on Si(001),  $s_0$  stays constant over the whole temperature range (Fig. 4, orange triangles). This indicates a direct reaction channel into the final state (Fig. 4, right inset), from which desorption is negligible even at highest surface temperatures.

## Discussion

This direct reaction channel of the strained triple bond is the basis for the chemoselective adsorption of derivatized cyclooctynes on silicon. In order to illustrate the general principle, we consider the movement of cyclooctyne ether **1** on a schematic potential energy surface as depicted in Fig. 5: Molecules approaching the surface with the triple bond will react directly in the [2+2] final state (Fig. 5, reaction of educt E1 to product P1). Molecules approaching the surface with the ether group will be transiently trapped in the intermediate state I2 (Fig. 5, from E2 to I2). In this weakly bound intermediate, the trapped molecule typically still has a high degree of rotational and vibrational freedom. It allows the bifunctional molecule to sample the surface with the strained triple bond during its finite lifetime in the trapped state ( $\approx 100$  ms for Et<sub>2</sub>O at 300 K<sup>28</sup>), thus enabling the [2+2] cycloaddition of the cyclooctyne ring (Fig. 5, yellow arrow). According to our results, this [2+2] cycloaddition goes along with the release of the dative Si-O bond, leading to a molecule solely bound via the cyclooctyne unit. As most functional groups react on Si(001) via such a weakly bound intermediate state, our concept for chemoselectivity based on cyclooctyne as functionality F1 is largely independent on the details of F2, in distinct difference to other, more restricted approaches discussed in literature.<sup>30-34</sup>

The observed chemoselectivity of functionalized cyclooctynes on silicon is based on the dif-

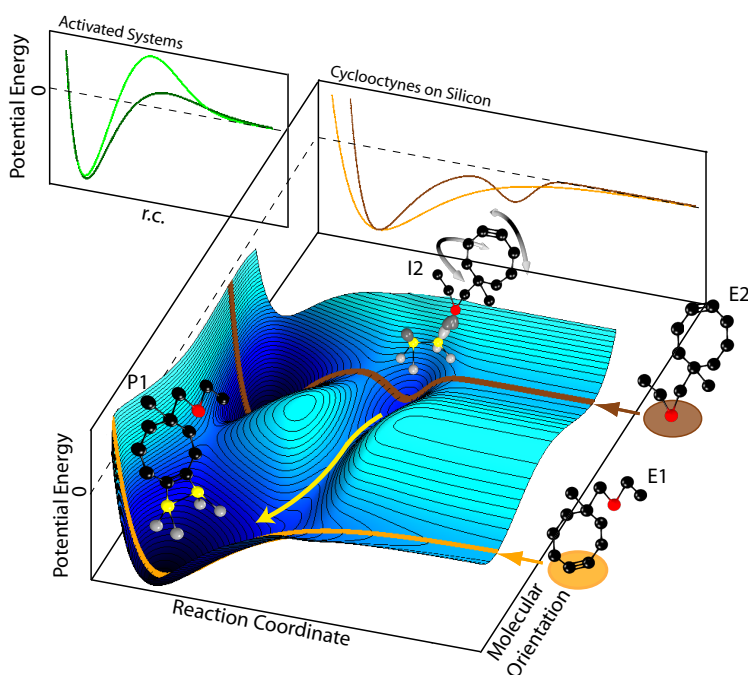


Figure 5: Main panel: Combined potential energy surface for the functional groups of cyclooctyne ether **1** (orange: strained triple bond, brown: ether group). Depending on molecular orientation when approaching the surface (reactants E1, E2), the molecule adsorbs either directly via [2+2] cycloaddition into the final state (E1 to product P1) or is trapped in the dative bonded intermediate state (E2 to I2) with subsequent [2+2] cycloaddition of the triple bond and concomitant release of the dative Si-O bond (yellow arrow between the two channels). In the back, the projection of the two potential energy curves of the two functional groups on Si(001) are compared to chemoselectivity in the case of activated processes (green curves).

ferent adsorption dynamics of the two reaction channels involved, which are both overall non-activated. This is in pronounced contrast to other chemoselective systems, which are typically overall activated (Fig. 5, green lines). In the latter case, chemoselectivity arises from the difference in the energy barriers involved (Fig. 5, light versus dark green line). Examples are chemoselective adsorption on passivated semiconductor surfaces<sup>5,10,35</sup> and chemoselective reactions in heterogeneous catalysis.<sup>36</sup>

## Conclusion

In conclusion, we introduced a general concept for chemoselective adsorption on silicon surfaces based on functionalized cyclooctyne derivatives. We exploit the fact that most organic functionalities (F2) react on Si(001) via a weakly bound metastable intermediate state from which the reaction of the strained triple bond (F1) is still accessible and is in fact kinetically more favorable than the further reaction of group F2. This second functional group is then available for the attachment of further organic reagents. As F2 is not subject to major restrictions, it can be chosen according to the reaction scheme employed. Our results thus open the road to a selective covalent molecular architecture on semiconductor surfaces. Beyond that, the results show in more general how chemoselectivity can be achieved for highly reactive systems when exploiting the adsorption dynamics of the respective reaction channels.

## **Associated Content**

### *Supporting Information*

Details on molecular beam experiments and XPS fitting procedure; coverage dependent XPS measurements of cyclooctyne ether **1** on Si(001); STM height profiles on the adsorption configuration of cyclooctyne ether **1**; details on synthetic route for synthesis of the cyclooctyne derivatives **1** and **2** used.

## **Author information**

### *Corresponding authors*

koert@chemie.uni-marburg.de (U.K.);

michael.duerr@ap.physik.uni-giessen.de (M.D.)

### *Notes*

The authors declare no competing financial interest.

## **Acknowledgment**

Funding by the Deutsche Forschungsgemeinschaft through SFB 1083 and GRK 1782 is gratefully acknowledged.

## References

- (1) Yates, J. T. A New Opportunity in Silicon-Based Microelectronics. *Science* **1998**, *279*, 335–336.
- (2) Miozzo, L.; Yassar, A.; Horowitz, G. Surface engineering for high performance organic electronic devices: the chemical approach. *J. Mater. Chem.* **2010**, *20*, 2513–2538.
- (3) Zhou, H.; Bent, S. F. Fabrication of organic interfacial layers by molecular layer deposition: Present status and future opportunities. *J. Vac. Sci. Technol., A* **2013**, *31*, 040801.
- (4) Leftwich, T. R.; Teplyakov, A. V. Chemical Manipulation of Multifunctional Hydrocarbons on Silicon Surfaces. *Surf. Sci. Rep.* **2008**, *63*, 1–71.
- (5) Tao, F., Barnasek, S., Eds. *Functionalization of Semiconductor Surfaces*, 1st ed.; John Wiley & Sons: Hoboken, New Jersey, 2012.
- (6) Smeu, M.; Wolkow, R. A.; Guo, H. Conduction Pathway of p-Stacked Ethylbenzene Molecular Wires on Si(100). *J. Am. Chem. Soc.* **2009**, *131*, 11019–11026.
- (7) Wang, X.; Landis, E. C.; Franking, R.; Hamers, R. J. Surface Chemistry for Stable and Smart Molecular and Biomolecular Interfaces via Photochemical Grafting of Alkenes. *Acc. Chem. Res.* **2010**, *43*, 1205–1215.
- (8) Kachian, J. S.; Wong, K. T.; Bent, S. F. Periodic Trends in Organic Functionalization of Group IV Semiconductor Surfaces. *Acc. Chem. Res.* **2010**, *43*, 346–355, PMID: 20041705.
- (9) Lim, T. B.; Polanyi, J. C.; Guo, H.; Ji, W. Surface-Mediated Chain Reaction through Dissociative Attachment. *Nat. Chem.* **2011**, *3*, 85–89.
- (10) Burliak, J. M. Illuminating Silicon Surface Hydrosilylation: An Unexpected Plurality of Mechanisms. *Chem. Mat.* **2014**, *26*, 763 – 772.

- (11) Fabre, B. Functionalization of Oxide-Free Silicon Surfaces with Redox-Active Assemblies. *Chem. Rev.* **2016**, *116*, 4808–4849.
- (12) Akagi, K.; Yoshinobu, J. The chemistry of simple alkene molecules on Si(100)c(4x2): The mechanism of cycloaddition and their selectivities. *Surface Science* **2016**, *652*, 304 – 311.
- (13) Kolb, H. C.; Finn, M. G.; Sharpless, K. B. Click Chemistry: Diverse Chemical Function from a Few Good Reactions. *Angew. Chem. Int. Edit.* **2001**, *40*, 2004.
- (14) Turner, R. B.; Jarrett, A. D.; Goebel, P.; Mallon, B. J. Heats of hydrogenation. IX. Cyclic acetylenes and some miscellaneous olefins. *J. Am. Chem. Soc.* **1973**, *95*, 790–792.
- (15) Sletten, E. M.; Bertozzi, C. R. Bioorthogonal Chemistry: Fishing for Selectivity in a Sea of Functionality. *Angew. Chem. Int. Edit.* **2009**, *48*, 6974–98.
- (16) Mette, G.; Reutzel, M.; Bartholomäus, R.; Laref, S.; Tonner, R.; Dürr, M.; Koert, U.; Höfer, U. Complex Surface Chemistry of an Otherwise Inert Solvent Molecule: Tetrahydrofuran on Si(001). *ChemPhysChem.* **2014**, *15*, 3725–3728.
- (17) Reutzel, M.; Mette, G.; Stromberger, P.; Koert, U.; Dürr, M.; Höfer, U. Dissociative Adsorption of Diethyl Ether on Si(001) Studied by Means of Scanning Tunneling Microscopy and Photoelectron Spectroscopy. *J. Phys. Chem. C* **2015**, *119*, 6018–6023.
- (18) Dürr, M.; Höfer, U. Stereochemistry on Si(001): Angular Dependence of H<sub>2</sub> Dissociation. *Phys. Rev. Lett.* **2002**, *88*, 076107.
- (19) Schwalb, C. H.; Lawrenz, M.; Dürr, M.; Höfer, U. Real-Space Investigation of Fast Diffusion of Hydrogen on Si(001) by a Combination of Nanosecond Laser Heating and STM. *Phys. Rev. B* **2007**, *75*, 085439.
- (20) Dürr, M.; Raschke, M. B.; Höfer, U. Effect of Beam Energy and Surface Temperature on the Dissociative Adsorption of H<sub>2</sub> on Si(001). *J. Chem. Phys.* **1999**, *111*, 10411–10414.

- (21) King, D. A.; Wells, M. G. Molecular Beam Investigation of Adsorption Kinetics on Bulk Metal Targets: Nitrogen on Tungsten. *Surf. Sci.* **1972**, *29*, 454–482.
- (22) Dürr, M.; Höfer, U. Dissociative Adsorption of Molecular Hydrogen on Silicon Surfaces. *Surf. Sci. Rep.* **2006**, *61*, 465–526.
- (23) Hovis, J. S.; Hamers, R. J. Structure and Bonding of Ordered Organic Monolayers of 1,5-Cyclooctadiene on the Silicon(001) Surface. *J. Phys. Chem. B* **1997**, *101*, 9581–9585.
- (24) Hwang, H. N.; Baik, J. Y.; An, K. S.; Lee, S. S.; Kim, Y. S.; Hwang, C. C.; Kim, B. S. Selectivity of the Chemisorption of Vinylacetic Acid on the Si(001)2x1 Surface. *J. Phys. Chem. B* **2004**, *108*, 8379–8384.
- (25) Lee, H. K.; Kim, K. J.; Han, J. H.; Kang, T. H.; Chung, J. W.; Kim, B. Chemisorption of Acetic Acid on Si(100)-2x1 at Room Temperature. *Phys. Rev. B* **2008**, *77*, 115324.
- (26) Mette, G.; Dürr, M.; Bartholomäus, R.; Koert, U.; Höfer, U. Real-Space Adsorption Studies of Cyclooctyne on Si(001). *Chem. Phys. Lett.* **2013**, *556*, 70–76.
- (27) Lipponer, M. A.; Armbrust, N.; Dürr, M.; Höfer, U. Adsorption Dynamics of Ethylene on Si(001). *J. Chem. Phys.* **2012**, *136*, 144703.
- (28) Reutzel, M.; Lipponer, M.; Dürr, M.; Höfer, U. Binding Energy and Dissociation Barrier: Experimental Determination of the Key Parameters of the Potential Energy Curve of Diethyl Ether on Si(001). *J. Chem. Phys. Lett.* **2015**, *6*, 3971–3975.
- (29) Clemen, L.; Wallace, R. M.; Taylor, P. A.; Dresser, M. J.; Choyke, W. J.; Weinberg, W. H.; Yates, J. T. Adsorption and Thermal-Behavior of Ethylene on Si(100)-(2x1). *Surf. Sci.* **1992**, *268*, 205–16.
- (30) Hossain, M. Z.; Yamashita, Y.; Mukai, K.; Yoshinobu, J. Selective Functionalization of the Si(100) Surface by Switching the Adsorption Linkage of a Bifunctional Organic Molecule. *Chem. Phys. Lett.* **2004**, *388*, 27–30.

- (31) Shao, Y. X.; Cai, Y. H.; Dong, D.; Wang, S.; Ang, S. G.; Xu, G. Q. Spectroscopic Study of Propargyl Chloride Attachment on Si(100)-2×1. *Chem. Phys. Lett.* **2009**, *482*, 77–80.
- (32) Ebrahimi, M.; Leung, K. T. Selective Surface Chemistry of Allyl Alcohol and Allyl Aldehyde on Si(100)2×1: Competition of [2+2] C=C Cycloaddition with O-H Dissociation and with [2+2] C=O Cycloaddition in Bifunctional Molecules. *Surf. Sci.* **2009**, *603*, 1203–11.
- (33) Zhang, Y. P.; He, J. H.; Xu, G. Q.; Tok, E. S. Selective Attachment of 4-Bromostyrene on the Si(111)-(7×7) Surface. *J. Phys. Chem. C* **2011**, *115*, 15496–501.
- (34) Shong, B.; Sandoval, T. E.; Crow, A. M.; Bent, S. F. Unidirectional Adsorption of Bifunctional 1,4-Phenylene Diisocyanide on the Ge(100)-2 X 1 Surface. *J. Phys. Chem. Lett.* **2015**, *6*, 1037–41.
- (35) Ulman, A. Formation and Structure of Self-Assembled Monolayers. *Chem. Rev.* **1996**, *96*, 1533–1554.
- (36) Ertl, G. Reactions at Surfaces: From Atoms to Complexity. *Angew. Chem. Int. Ed.* **2008**, *47*, 3524 – 3535.