

The MAJORANA DEMONSTRATOR search for neutrinoless double beta decay

C. Cuesta*, **M. Buuck**, **J.A. Detwiler**, **J. Gruszko**, **I.S. Guinn**, **J. Leon**, and
R.G.H. Robertson

*Center for Experimental Nuclear Physics and Astrophysics, and Department of Physics,
University of Washington, Seattle, WA, USA*
E-mail: ccuesta@uw.edu

N. Abgrall, **A.W. Bradley**, **Y-D. Chan**, **S. Mertens**, **A.W.P. Poon**, and **K. Vetter†**

Nuclear Science Division, Lawrence Berkeley National Laboratory, Berkeley, CA, USA

I.J. Arnquist, **E.W. Hoppe**, **R.T. Kouzes**, and **J.L. Orrell**

Pacific Northwest National Laboratory, Richland, WA, USA

F.T. Avignone III

Department of Physics and Astronomy, University of South Carolina, Columbia, SC, USA
Oak Ridge National Laboratory, Oak Ridge, TN, USA

A.S. Barabash, **S.I. Konovalov**, and **V. Yumatov**

*National Research Center “Kurchatov Institute” Institute for Theoretical and Experimental
Physics, Moscow, Russia*

F.E. Bertrand, **A. Galindo-Uribarri**, **D.C. Radford**, **R.L. Varner**, and **C.-H. Yu**

Oak Ridge National Laboratory, Oak Ridge, TN, USA

V. Brudanin, **M. Shirchenko**, **S. Vasilyev**, **E. Yakushev**, and **I. Zhitnikov**

Joint Institute for Nuclear Research, Dubna, Russia

M. Busch

Department of Physics, Duke University, Durham, NC, USA
Triangle Universities Nuclear Laboratory, Durham, NC, USA

T.S. Caldwell, **T. Gilliss**, **R. Henning**, **M.A. Howe**, **J. MacMullin**, **S.J. Meijer**,
C. O’Shaughnessy, **J. Rager**, **B. Shanks**, **J.E. Trimble**, **K. Vorren**, and **W. Xu‡**

Department of Physics and Astronomy, University of North Carolina, Chapel Hill, NC, USA
Triangle Universities Nuclear Laboratory, Durham, NC, USA

C.D. Christofferson, **C. Dunagan**, and **A.M. Suriano**

South Dakota School of Mines and Technology, Rapid City, SD, USA

P.-H. Chu, **S.R. Elliott**, **R. Massarczyk**, **K. Rielage**, and **B.R. White**

Los Alamos National Laboratory, Los Alamos, NM, USA

Yu. Efremenko and A.M. Lopez

Department of Physics and Astronomy, University of Tennessee, Knoxville, TN, USA

H. Ejiri

Research Center for Nuclear Physics, Osaka University, Ibaraki, Osaka, Japan

A. Fullmer

*Department of Physics, North Carolina State University, Raleigh, NC, USA
Triangle Universities Nuclear Laboratory, Durham, NC, USA*

G.K. Giovanetti

Department of Physics, Princeton University, Princeton, NJ, USA

M.P. Green

*Department of Physics, North Carolina State University, Raleigh, NC, USA
Triangle Universities Nuclear Laboratory, Durham, NC, USA
Oak Ridge National Laboratory, Oak Ridge, TN, USA*

V.E. Guiseppe, D. Tedeschi, and C. Wiseman

Department of Physics and Astronomy, University of South Carolina, Columbia, SC, USA

B.R. Jasinski

Department of Physics, University of South Dakota, Vermillion, SD, USA

K.J. Keeter

Department of Physics, Black Hills State University, Spearfish, SD, USA

M.F. Kidd

Tennessee Tech University, Cookeville, TN, USA

R.D. Martin

Department of Physics, Engineering Physics and Astronomy, Queen's University, Kingston, ON, Canada

E. Romero-Romero

*Department of Physics and Astronomy, University of Tennessee, Knoxville, TN, USA
Oak Ridge National Laboratory, Oak Ridge, TN, USA*

J.F. Wilkerson

*Department of Physics and Astronomy, University of North Carolina, Chapel Hill, NC, USA
Triangle Universities Nuclear Laboratory, Durham, NC, USA
Oak Ridge National Laboratory, Oak Ridge, TN, USA*

The MAJORANA Collaboration is constructing the MAJORANA DEMONSTRATOR, an ultra-low background, modular, HPGe detector array with a mass of 44.8-kg (29.7 kg enriched $\geq 88\%$ in ^{76}Ge) to search for neutrinoless double beta decay in ^{76}Ge . The next generation of tonne-scale Ge-based neutrinoless double beta decay searches will probe the neutrino mass scale in the inverted-hierarchy region. The MAJORANA DEMONSTRATOR is envisioned to demonstrate a path forward to achieve a background rate at or below 1 count/tonne/year in the 4 keV region of interest around the Q-value of 2039 keV. The MAJORANA DEMONSTRATOR follows a modular implementation to be easily scalable to the next generation experiment. First data taken with the DEMONSTRATOR are introduced here.

XIII International Conference on Heavy Quarks and Leptons
22-27 May, 2016
Blacksburg, Virginia, USA

*Speaker.

†Alternate address: Department of Nuclear Engineering, University of California, Berkeley, CA, USA

‡Current address: Department of Physics, University of South Dakota, Vermillion, SD, USA

1. Introduction

In a number of even-even nuclei, β decay is energetically forbidden, but the second order weak process of 2ν double beta decay is allowed, as first proposed by Goeppert-Mayer in 1935 [1]. If the neutrino is a Majorana particle, neutrinoless double beta ($0\nu\beta\beta$) decay could also occur via the exchange of a light Majorana neutrino, or by other mechanisms [2, 3]. This decay violates lepton number and provides a model-independent test of the nature of the neutrino. The rate of $0\nu\beta\beta$ -decay via light Majorana neutrino exchange is given by

$$\left(T_{1/2}^{0\nu}\right)^{-1} = G^{0\nu} |M_{0\nu}|^2 \left(\frac{\langle m_{\beta\beta} \rangle}{m_e}\right)^2 \quad (1.1)$$

where $G^{0\nu}$ is a phase space factor, $M_{0\nu}$ is a nuclear matrix element, and m_e is the electron mass. $\langle m_{\beta\beta} \rangle$ is the effective Majorana neutrino mass of the exchanged neutrino. The latter is given by $\langle m_{\beta\beta} \rangle = \left|\sum_{i=1}^3 U_{ei}^2 m_i\right|$, where U_{ei} specifies the admixture of neutrino mass eigenstate i in the electron neutrino. Because $\langle m_{\beta\beta} \rangle$ depends on the oscillation parameters, both the overall neutrino mass and the mass hierarchy can impact the observed rate. Provided the nuclear matrix elements are well evaluated, $0\nu\beta\beta$ -decay experiments could establish an absolute scale for the neutrino mass.

Experimentally, $0\nu\beta\beta$ -decay can be detected by searching the spectrum of the summed energy of the emitted betas for a monoenergetic line at the Q-value of the decay ($Q_{\beta\beta}$). Recent sensitive searches for $0\nu\beta\beta$ carried out in ^{76}Ge (GERDA [4, 5]), ^{136}Xe (KamLAND-Zen [6, 7]) and EXO-200 [8, 9]), ^{130}Te (CUORE-0 [10]), among others, set limits on the decay half-life.

2. Overview of the MAJORANA DEMONSTRATOR

The MAJORANA DEMONSTRATOR [11] is an array of enriched and natural germanium detectors that will search for the $0\nu\beta\beta$ -decay of ^{76}Ge . The specific goals of the MAJORANA DEMONSTRATOR are several: to demonstrate a path forward to achieving a background rate at or below 1 count/(ROI-t-y) in the 4 keV region of interest (ROI) around the 2039 keV $Q_{\beta\beta}$ of the ^{76}Ge $0\nu\beta\beta$ -decay when scaled up to a tonne scale experiment; show technical and engineering scalability toward a tonne-scale instrument; and perform searches for other physics beyond the Standard Model, such as dark matter and axions.

The experiment is composed of 44.8 kg of high-purity Ge (HPGe) detectors which also act as the source of ^{76}Ge $0\nu\beta\beta$ -decay. The benefits of HPGe detectors are that Ge is an intrinsically low-background source material, with understood enrichment chemistry, excellent energy resolution, and event reconstruction capabilities. P-type point contact detectors [12, 13] were chosen after extensive R&D by the collaboration for their powerful background rejection capabilities. The DEMONSTRATOR consists of a mixture of HPGe detectors including, 29.7 kg built from Ge material that is enriched to $\geq 88\%$ in ^{76}Ge and 15.1 kg fabricated from natural Ge (7.8% ^{76}Ge). The average mass of the enriched detectors is ~ 850 g.

A modular instrument composed of two cryostats built from ultra-pure electroformed copper is being constructed. Each module hosts 7 strings of 3-5 detectors. The modules are operated in a passive shield that is surrounded by a 4π active muon veto. To mitigate the effect of cosmic rays and prevent cosmogenic activation of detectors and materials, the experiment is being deployed at

4850 ft depth (4260 m.w.e. overburden) at the Sanford Underground Research Facility in Lead, SD [14]. A picture of the MAJORANA DEMONSTRATOR is shown in Figure 1.




Figure 1: *Picture of the MAJORANA DEMONSTRATOR.*

The main technical challenge of the MAJORANA DEMONSTRATOR is to reach a background rate of 3 counts/(ROI-t-y) after analysis cuts, which projects to a background level of 1 count/(ROI-t-y) in a large scale experiment after accounting for additional improvements from thicker shielding, better self-shielding, and if necessary, increased depth. To achieve this goal, background sources must be reduced and offline background rejection must be maximized. The estimated ROI contributions based on achieved assays [15] of materials and simulations for cosmic muon interactions sum to <3.5 counts/(ROI-t-y) in the MAJORANA DEMONSTRATOR.

3. The MAJORANA DEMONSTRATOR implementation

The MAJORANA DEMONSTRATOR follows a modular implementation to scale easily to the next generation experiment. The modular approach allows the independent assembly and commissioning of each module independently, providing a fast deployment and minimizing interference with already-operational detectors.

As a first step, a prototype module was constructed using a commercial copper cryostat. It was loaded with three strings of natural-abundance germanium and placed into shielding. Data was collected with this module from June 2014 through July 2015. It served as a test bench for mechanical designs, fabrication methods, and assembly procedures for the construction of the electroformed-copper Modules 1 & 2. In addition, the prototype also tested DAQ, data building and analysis tools.

Following the prototype run, construction began on two modules with electroformed copper cryostats. The first, Module 1, was assembled in 2015. Module 1 houses 16.8 kg of enriched germanium detectors and 5.7 kg of natural germanium detectors. The strings were assembled and characterized in dedicated String Test Cryostats. Module 1 was moved into the shield, and data

taking began, during 2015. The final stage, Module 2 supports 12.8 kg of enriched and 9.4 kg of natural Ge detectors. Module 2 has been assembled and will start taking data soon. Figure 2 shows the installation of detectors into the cryostat of Module 2.



Figure 2: *Module 2 detectors being installed.*

4. Module 1 preliminary results

All open data from Module 1 are divided in two datasets: dataset 0 (DS0) and dataset 1 (DS1). DS0 was a set of commissioning runs used to test analysis and data production corresponding to data taken from June 2015 to October 2015. In fall 2015, we implemented planned improvements:

- Installed the electroformed inner copper shield. Built with the final pieces of electroformed copper, the inner shield was not yet ready for installation during the initial construction of Module 1.
- Added additional shielding within the vacuum of the cross arm.
- Replaced the cryostat Kalrez seal with PTFE which has much better radiopurity and much lower mass and entails a 3 orders of magnitude reduction in the ROI contribution.
- Repaired non-operating channels.

These changes define the difference between DS0 and DS1. Hence, DS1 is the dataset that is being used to determine the background. DS1 data described here are taken from December 2015 to April 2016. Data taking continues, but after that date data blinding began. Table 1 summarizes the distribution of the total time elapsed during DS0 and DS1. The exposure evolution, taking into account the total active mass is shown in Figure 3.

The state-of-the-art data analysis techniques that further enable the DEMONSTRATOR's physics reach are still being developed. Double beta decay events are characterized as single-site events because the range of the electron is small compared to that of a typical Compton-scattering background gamma. Using pulse shape discrimination methods [16], it is possible to reject >90% of multi-site events while retaining 90% of single-site events and reducing the Compton continuum at $Q_{\beta\beta}$ by >50% in case of backgrounds from the ^{228}Th calibration source, as seen in Figure 4.

	DS0	DS1
Total	103.15 d	104.68 d
Total acquired	87.93 d	97.52 d
Physics	47.70 d	54.73 d
High radon	11.76 d	7.32 d
Disruptive commissioning tests	13.10 d	28.61 d
Calibration	15.44 d	6.86 d
Down time	15.21 d	7.16 d

Table 1: DS0 and DS1 duty cycles. The run time is distributed as follows: Total: total - time elapsed from the beginning until the end of the dataset; total acquired - total livetime of the dataset; physics - background runs to be used in the physics analysis; high radon - runs during which the radon purge for the shield was compromised, either intentionally or accidentally; disruptive commissioning tests - data corresponding to DAQ tests and electronics calibrations; calibration - calibration runs taken with a ^{228}Th or ^{60}Co source; down time - difference between the total and the acquired time, where the dominant period correspond to detectors being biased down to troubleshoot some detectors.

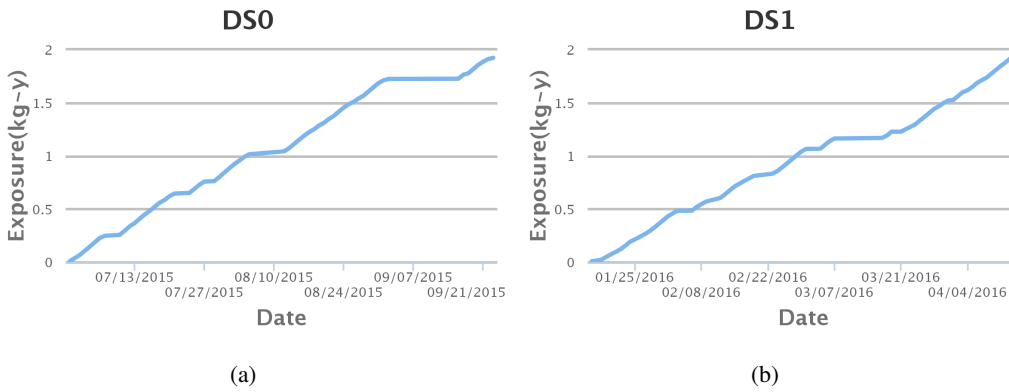


Figure 3: DS0 and DS1 exposure plots of the physics data.

5. Next generation ^{76}Ge experiment

The MAJORANA Collaboration is working cooperatively with GERDA and others towards the establishment of a single ^{76}Ge $0\nu\beta\beta$ -decay collaboration to build a large experiment to explore the inverted hierarchy region. Periodic joint meetings take place with this purpose. Leading a tonne-scale $0\nu\beta\beta$ experiment is one of the highest priorities new activity for the US Nuclear Physics community as indicated in the latest Long Range Plan for nuclear science in the US recently released by the Nuclear Science Advisory Committee [17]. We anticipate down-select of best technologies, based on results of the two experiments. Moving forward is predicated on demonstration of projected backgrounds. There is on-going work to go from a conceptual design to a viable, competitive proposal including R&D on: robust signal and high voltage connectors, ultra-clean materials, alternative detector designs, detector signal readout, cryostat and detector mount designs, enrichment, cooling and shielding, and required depth.

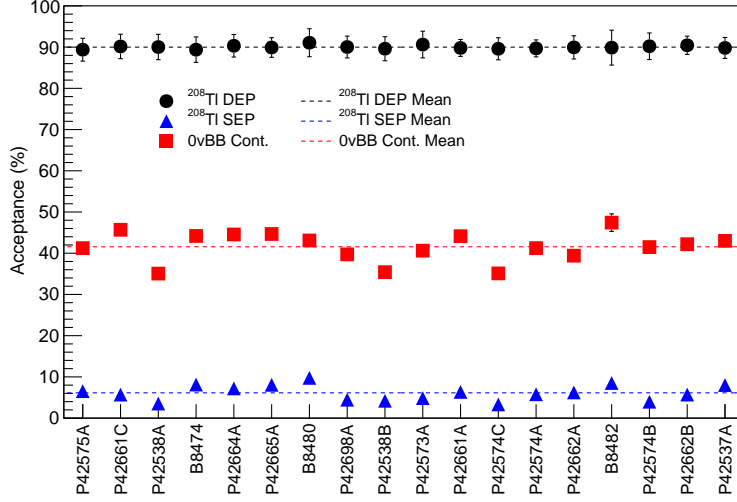


Figure 4: Acceptance efficiency of the pulse shape discrimination cuts at the double-escape peak (single-site events), the single-escape peak (multi-site events), and at $0\nu\beta\beta$ ROI (Compton scattering events) of the Module 1 detectors evaluated with ^{228}Th calibration data.

Summary

The MAJORANA DEMONSTRATOR will search for the $0\nu\beta\beta$ -decay with an array of ^{76}Ge detectors. A modular instrument composed of two cryostats built from ultra-pure electroformed copper is being constructed. Module 1 has been taking data since June 2015, and before data blinding started in April 2016, 185 days of data were taken from which 102 days are used in the physics analysis. The data are divided in two datasets: DS0 and DS1. In Fall 2015, we implemented planned improvements: installed the inner copper shield, added additional shielding within the vacuum of the cross arm, exchanged the cryostat seal for one with a low background component, and repaired non-operating channels. These changes define the difference between DS0 and DS1, and DS1 is being used to determine the background. Data analysis is in progress and includes, for instance, pulse shape discrimination to reject multi-site events. The DEMONSTRATOR aims to reach a background rate of 3 counts/(ROI-t-y) after analysis cuts. This projects to a background level of 1 count/(ROI-t-y) in a large scale experiment that is already being planned.

Acknowledgments

This material is based upon work supported by the U.S. Department of Energy, Office of Science, Office of Nuclear Physics under Award Numbers DE-AC02-05CH11231, DE-AC52-06NA25396, DE-FG02-97ER41041, DE-FG02-97ER41033, DE-FG02-97ER41042, DE-SC0012612, DE-FG02-10ER41715, DE-SC0010254, and DE-FG02-97ER41020. We acknowledge support from the Particle Astrophysics Program and Nuclear Physics Program of the National Science Foundation through grant numbers PHY-0919270, PHY-1003940, 0855314, PHY-1202950, MRI 0923142 and 1003399. We acknowledge support from the Russian Foundation for

Basic Research, grant No. 15-02-02919. We acknowledge the support of the U.S. Department of Energy through the LANL/LDRD Program. This research used resources of the Oak Ridge Leadership Computing Facility, which is a DOE Office of Science User Facility supported under Contract DE-AC05-00OR22725. This research used resources of the National Energy Research Scientific Computing Center, a DOE Office of Science User Facility supported under Contract No. DE-AC02-05CH11231. We thank our hosts and colleagues at the Sanford Underground Research Facility for their support.

References

- [1] M. Goeppert-Mayer, Double Beta-Disintegration, *Phys. Rev.* 48 (2014) 512.
- [2] F. T. III Avignone, S. R. Elliott and J. Engel, Double beta decay, Majorana neutrinos, and neutrino mass, *Rev. mod. Phys.* 80 (2008) 481.
- [3] J. D. Vergados, H. Ejiri and F. Simkovic, Theory of neutrinoless double-beta decay, *Rep. Prog. Phys.* 75 (2012) 1063013.
- [4] M. Agostini, et al., Results on Neutrinoless Double- β Decay of ^{76}Ge from Phase I of the GERDA Experiment, *Phys. Rev. Lett.* 111 (2013) 122503.
- [5] B. Schwingenheuer, et al., [First data release GERDA Phase II: Search for \$0\nu\beta\beta\$ of \$^{76}\text{Ge}\$.](https://www.mpi-hd.mpg.de/gerda/public/2016/t16_gerda_phase2_bs.pdf)
URL
https://www.mpi-hd.mpg.de/gerda/public/2016/t16_gerda_phase2_bs.pdf
- [6] A. Gando, et al., Limit on Neutrinoless $\beta\beta$ Decay of ^{136}Xe from the First Phase of KamLAND-Zen and Comparison with the Positive Claim in ^{76}Ge , *Phys. Rev. Lett.* 110 (2013) 062502.
- [7] A. Gando, et al., Search for Majorana Neutrinos near the Inverted Mass Hierarchy region with KamLAND-Zen, *arXiv* 1605.02889.
- [8] J. B. Albert, et al., Improved measurement of the $2\nu\beta\beta$ half-life of ^{136}Xe with the EXO-200 detector, *Phys. Rev. C* 89 (2014) 015502.
- [9] J. B. Albert, et al., Search for Majorana neutrinos with the first two years of EXO-200 data, *Nature* 510 (2014) 229.
- [10] A. Gando, et al., Search for Neutrinoless Double-Beta Decay of ^{130}Te with CUORE-0, *Phys. Rev. Lett.* 115 (2015) 102502.
- [11] N. Abgrall, et al., The MAJORANA DEMONSTRATOR Neutrinoless Double-Beta Decay Experiment, *Adv. High Energy Phys.* 2014 (2014) 365432.
- [12] P. S. Barbeau, et al., Large-mass ultralow noise germanium detectors: performance and applications in neutrino and astroparticle physics, *JCAP* 9 (2007) 009.
- [13] P. N. Luke, et al., Low capacitance large volume shaped-field germanium detector, *IEEE Transactions on Nuclear Science* 36 (1989) 926.
- [14] J. Heise, The Sanford Underground Research Facility at Homestake, *J. Phys.: Conf. Ser.* 606 (2015) 012015.
- [15] N. Abgrall, et al., The MAJORANA DEMONSTRATOR radioassay program, *NIM A* 828 (2016) 22.
- [16] D. Budjas, et al., Pulse shape discrimination studies with a Broad-Energy Germanium detector for signal identification and background suppression in the GERDA double beta decay experiment, *JINST* 4 (2009) 10007.

- [17] The 2015 Nuclear Science Advisory Committee, [The 2015 Long Range Plan for Nuclear Science](http://science.energy.gov/~media/np/nsac/pdf/2015LRP/2015_LRPNS_091815.pdf).
URL http://science.energy.gov/~media/np/nsac/pdf/2015LRP/2015_LRPNS_091815.pdf