

The eras of radiation, matter, and dark energy: new information from the Planck Collaboration

Kevin Cahill*

Department of Physics & Astronomy, University of New Mexico

Albuquerque, New Mexico, USA and

School of Computational Sciences

Korea Institute for Advanced Study, Seoul, Korea

(Dated: October 16, 2018)

Abstract

Data released by the Planck Collaboration in 2015 imply new dates for the era of radiation, the era of matter, and the era of dark energy. The era of radiation ended, and the era of matter began, when the density of radiation dropped below that of matter. This happened $50,953 \pm 2236$ years after the time of infinite redshift when the ratio $a(t)/a_0$ of scale factors was $(2.9332 \pm 0.0711) \times 10^{-4}$. The era of matter ended, and the era of dark energy began, when the density of matter dropped below that of dark energy (assumed constant). This happened (10.1928 ± 0.0375) Gyr after the time of infinite redshift when the scale-factor ratio was 0.7646 ± 0.0168 . The era of dark energy started 3.606 billion years ago.

In this pedagogical paper, five figures trace the evolution of the densities of radiation and matter, the scale factor, the redshift, and the luminosity distance through the eras of radiation, matter, and dark energy.

PACS numbers: 98.80.-k, 98.80.Bp

Keywords: eras of universe, era of radiation, era of matter, era of dark energy, redshift, Planck Collaboration

* cahill@unm.edu

I. THE PLANCK DATA

The Planck Collaboration and the European Space Agency are publishing their remarkable data in many articles on the arXiv and in various journals. Their paper [1] on the cosmological parameters (mainly column 7 of table 4) contains the data summarized in the table below. In particular, the present value of the Hubble constant is $H_0 = 67.74 \pm 0.46$ km/(s Mpc). Equivalently, H_0 is the frequency $H_0 = (2.1953 \pm 0.015) \times 10^{-18}$ s $^{-1} = (0.06928 \pm 0.00047)$ Gyr $^{-1}$, and the Hubble time is $1/H_0 = (4.5552 \pm 0.031) \times 10^{17}$ s = 14.435 \pm 0.098 billion (tropical) years. The present critical energy density is $\rho_{c0} = 3H_0^2/8\pi G = (8.6197 \pm 0.1171) \times 10^{-27}$ kg m $^{-3}$, and the fraction that is due to dark energy is $\Omega_{\Lambda 0} = 0.6911 \pm 0.0062$. The fraction due to matter is $\Omega_{m0} = 0.3089 \pm 0.0062$. The fraction due to ordinary matter is $\Omega_b = 0.0486 \pm .0007$ or 15.7% of Ω_m . The present ratio of the total energy density to the critical energy density is $\Omega_0 = 1.0000 \pm 0.0088$. The age of the known universe is $t_0 = 13.799 \pm 0.021$ Gyr.

H_0	$\rho_{c0} = \frac{3H_0^2}{8\pi G}$	t_0	Ω_0
67.74 ± 0.46 km/(s Mpc)	$(8.6197 \pm 0.1171) \times 10^{-27}$ kg/m 3	13.799 ± 0.021 Gyr	1.0000 ± 0.0088
$\Omega_{\Lambda 0}$	Ω_{m0}	Ω_{b0}	$\Omega_k = -\frac{kc^2}{a_0^2 H_0^2}$
0.6911 ± 0.0062	0.3089 ± 0.0062	$0.0486 \pm .0007$	0.0008 ± 0.004

TABLE I. Cosmological parameters and their standard deviations σ (68% confidence level).

In section II, I use the COBE/FIRAS measurement [2] of the temperature of the cosmic microwave background (CMB) radiation $T_{0\gamma} = 2.7255 \pm 0.0006$ K to compute the present mass density ρ_{r0} of radiation as $\rho_{r0} = (7.8099 \pm 0.0069) \times 10^{-31}$ kg/m 3 . In section III, I derive an integral formula for the time $t(a/a_0)$ as a function of the ratio $a(t)/a_0$ of the scale factor $a(t)$ to its present value a_0 . The era of radiation ended when the energy density of matter was the same as that of radiation. In section IV, I estimate that the ratio of scale factors was $a(t)/a_0 = (2.9332 \pm 0.0711) \times 10^{-4}$ at the end of the era of radiation, and that the era of radiation ended 50,953 \pm 2236 years after the time $t(0)$ of zero scale factor or infinite redshift $z = (a_0/a(t)) - 1$. The era of matter ended when the energy density of matter dropped to that of dark energy. In section V, I estimate that the era of matter ended when the scale-factor ratio was $a(t)/a_0 = 0.76458 \pm .01681$, and that the era of matter ended

at $t = 10.1928 \pm 0.0375$ Gyr or 3.606 billion years ago. The luminosity distance d_L is the distance that gives the apparent luminosity L_a in terms of the absolute luminosity L as $L_a = L/(4\pi d_L^2)$. In section VI, I use the Planck data to estimate the luminosity distance $d_L(z)$ both for moderate redshift ($z < 10$) and for $0 < z < 10^6$; as $z \rightarrow \infty$, the luminosity distance $d_L(z)$ rises as $3.2 c(1+z)/H_0$.

II. THE DENSITY OF RADIATION

We first compute the fraction Ω_{r0} of the present mass density that is due to radiation. The COBE/FIRAS measurement [2] of the temperature of the CMB radiation is $T_0 = 2.7255 \pm 0.0006$ K. The mass (energy/ c^2) density of a gas of photons at that temperature is [3, 4]

$$\rho_{\gamma 0} = \frac{8\pi^5 (k_B T_0)^4}{15h^3 c^5} = (4.6451 \pm 0.0041) \times 10^{-31} \text{ kg m}^{-3}. \quad (1)$$

The three known neutrinos decoupled before the photons and therefore have been cooling longer due to the expansion of the universe. Their present temperature [4] is $T_{0\nu} = (4/11)^{1/3} T_0$. Adding them in, we estimate the present mass density of massless and nearly massless particles as

$$\rho_{r0} = \left[1 + 3 \left(\frac{7}{8} \right) \left(\frac{4}{11} \right)^{4/3} \right] \rho_{\gamma 0} = (7.8099 \pm 0.0069) \times 10^{-31} \text{ kg m}^{-3}. \quad (2)$$

III. HOW THE SCALE FACTOR AND REDSHIFT VARY WITH TIME

The first-order Friedmann equation [5, 6] relates the square of the instantaneous Hubble rate $H = \dot{a}(t)/a$ to the mass density ρ and to the scale factor $a(t)$

$$H^2 = \left(\frac{\dot{a}}{a} \right)^2 = \frac{8\pi G}{3} \rho - \frac{kc^2}{a^2} \quad (3)$$

in which the constant $k = \pm 1$ or 0 in suitable coordinates. Dividing the terms of this equation (3) by the square of the present Hubble rate H_0^2 , we get

$$\frac{H^2}{H_0^2} = \frac{1}{H_0^2} \left(\frac{\dot{a}}{a} \right)^2 = \frac{1}{H_0^2} \left(\frac{8\pi G}{3} \rho - \frac{k}{a^2} \right) = \frac{\rho}{\rho_{c0}} - \frac{kc^2}{a^2 H_0^2}. \quad (4)$$

The density ρ is the sum $\rho = \rho_\Lambda + \rho_r + \rho_m$ of the vacuum density ρ_Λ , the radiation density ρ_r , and the matter density ρ_m . The vacuum density ρ_Λ may be due to a cosmological constant

Λ or it may be the energy density (over c^2) of the ground state of the quantum theory that describes the universe. In any case, I assume that it is a constant

$$\rho_\Lambda = \rho_{\Lambda 0} \quad (5)$$

that does not vary with time, as it would in theories of quintessence [7].

The critical density $\rho_c = 3H^2/(8\pi G)$ is the one that satisfies the Friedmann equation (3) for a flat ($k = 0$) universe. Its present value is

$$\rho_{c0} = \frac{3H_0^2}{8\pi G} = (8.6197 \pm 0.1171) \times 10^{-27} \text{ kg m}^{-3}. \quad (6)$$

The present ratio Ω_{r0} of the radiation density (2) to the critical density (6) is then

$$\Omega_{r0} = \frac{\rho_{r0}}{\rho_{c0}} = (9.0606 \pm 0.1233) \times 10^{-5}. \quad (7)$$

Because wavelengths vary with the scale factor $a(t)$, the radiation density varies as

$$\rho_r(t) = \rho_{r0} \frac{a_0^4}{a^4(t)}. \quad (8)$$

Baryons have partial lifetimes that exceed 5.8×10^{29} years for $n \rightarrow$ invisible [8], and 2.1×10^{29} years for $p \rightarrow$ invisible [9], both of which are much longer than the age 13.8 Gyr of the universe. The lower limits on the lifetimes of particles of dark matter are somewhat shorter, for instance about 10^{18} years for 100 GeV particles [10], and vary with their putative kinds [11], but they all tend to be much longer than 13.8 Gyr. In what follows, I will assume for simplicity that the matter in the universe is stable on timescales that far exceed the age of the universe. In that case, the mass of matter within a volume $a^3(t)$ remains constant, and so the matter density varies with the scale factor $a(t)$ as

$$\rho_m(t) = \rho_{m0} \frac{a_0^3}{a^3(t)}. \quad (9)$$

In terms of these densities, the normalized Friedmann equation (4) is

$$\begin{aligned} \frac{H^2}{H_0^2} &= \frac{\rho_\Lambda}{\rho_{c0}} + \frac{\rho_r}{\rho_{c0}} + \frac{\rho_m}{\rho_{c0}} - \frac{kc^2}{a^2 H_0^2} \\ &= \frac{\rho_{\Lambda 0}}{\rho_{c0}} + \frac{\rho_{r0}}{\rho_{c0}} \frac{a_0^4}{a^4} + \frac{\rho_{m0}}{\rho_{c0}} \frac{a_0^3}{a^3} - \frac{kc^2}{a_0^2 H_0^2} \frac{a_0^2}{a^2}. \end{aligned} \quad (10)$$

These density ratios are called respectively $\Omega_{\Lambda 0}$, Ω_{r0} , Ω_{m0} , and $\Omega_{k0} \equiv -kc^2/a_0^2 H_0^2$. In terms of them this formula (10) for H^2/H_0^2 is

$$\frac{H^2}{H_0^2} = \Omega_{\Lambda 0} + \Omega_{k0} \frac{a_0^2}{a^2} + \Omega_{m0} \frac{a_0^3}{a^3} + \Omega_{r0} \frac{a_0^4}{a^4}. \quad (11)$$

Since $H = \dot{a}/a$, the element dt of time is $dt = H_0^{-1}(da/a)(H_0/H)$, and so setting $x = a/a_0$, we have

$$dt = \frac{1}{H_0} \frac{dx}{x} \frac{1}{\sqrt{\Omega_{\Lambda 0} + \Omega_{k0} x^{-2} + \Omega_{m0} x^{-3} + \Omega_{r0} x^{-4}}}. \quad (12)$$

Integrating, we get a formula [6] for the time $t(a/a_0)$ as a function of the ratio a/a_0 of scale factors

$$t(a/a_0) = \frac{1}{H_0} \int_0^{a/a_0} \frac{dx}{\sqrt{\Omega_{\Lambda 0} x^2 + \Omega_{k0} + \Omega_{m0} x^{-1} + \Omega_{r0} x^{-2}}} \quad (13)$$

in which the origin of time is at at scale factor zero, $t(0) = 0$, or equivalently at infinite redshift, $z = (a_0/a) - 1$. Light emitted at time $t(a/a_0) = t(1/(z+1))$ reaches us with redshift z .

I performed the integral (13) numerically and plotted the scale-factor ratio $a(t)/a_0$ (solid, red) and the redshift $z(t)$ (dashdot, blue) in Figure 1 against the time t in Gyr. The ratio $a(t)/a_0$ is roughly the straight line t/H_0 (dashed, red). The vertical black line marks the present time. The Fortran and Matlab codes for the figures of this paper are available at arxiv.org as ancillary files.

IV. THE END OF THE ERA OF RADIATION

The era of radiation ended, and the era of matter began when the density of radiation $\rho_r(t)$, decreasing rapidly (8) as $1/a^4(t)$, dropped to that of matter $\rho_m(t)$, which fell more slowly (9) as $1/a^3(t)$. Their densities matched when

$$\rho_r(t) = \frac{a_0^4}{a^4(t)} \rho_{r,0} = \rho_m(t) = \frac{a_0^3}{a^3(t)} \rho_{m,0} \quad (14)$$

or when

$$\frac{a(t)}{a_0} = \frac{\rho_{r,0}}{\rho_{m,0}} = \frac{\Omega_{r0}}{\Omega_{m0}} = \frac{9.0606 \times 10^{-5}}{0.3089} = (2.9332 \pm 0.0711) \times 10^{-4}. \quad (15)$$

The corresponding redshift is

$$z = \frac{a_0}{a(t)} - 1 = 3408.27 \pm 82.67. \quad (16)$$

Using the scale-factor ratio (15) as the upper limit of the integral (13), we find for the time at which the end of the era of radiation ended

$$t(2.9332 \times 10^{-4}) = 50,953 \pm 2236 \text{ years} \quad (17)$$

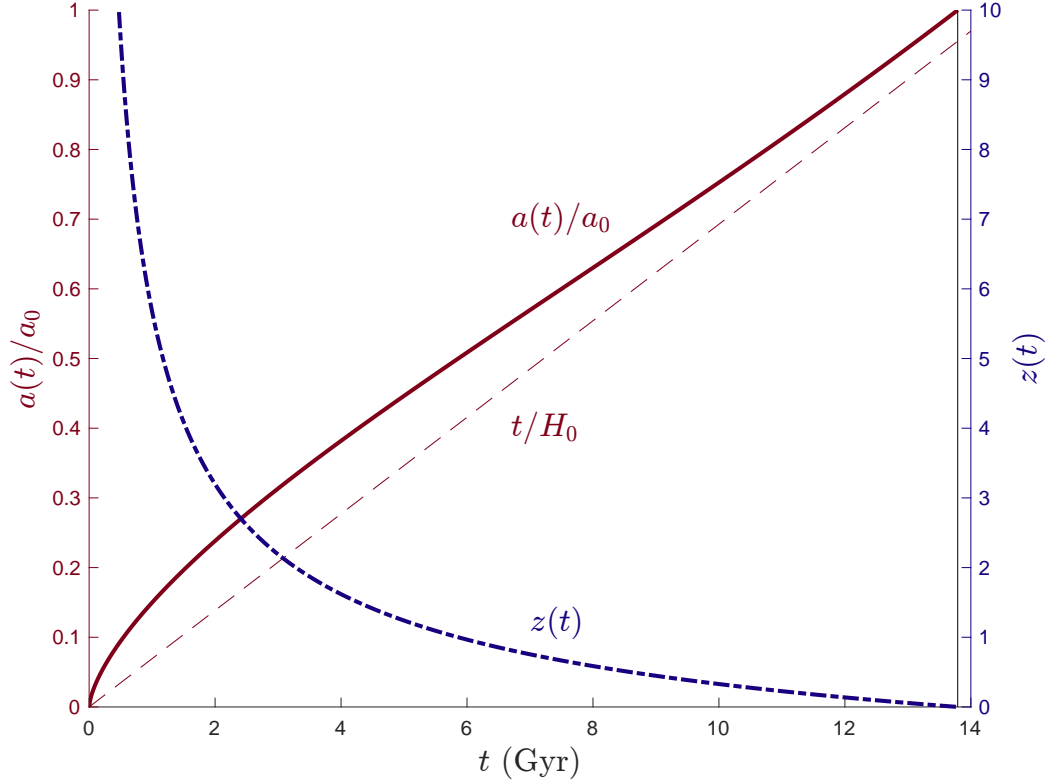


FIG. 1. The scale-factor ratio $a(t)/a_0$ (solid, red), the time t/H_0 (13, dashed, red), and the redshift $z(t)$ (dashdot, blue) are plotted against of the time (13) in Gyr. The vertical black line marks the present time. A photon emitted with wavelength λ at time t now has wavelength $\lambda_0 = (a_0/a(t)) \lambda$.

after the time of infinite redshift. In this estimate, the standard deviation $\sigma_t = 2236$ years reflects only the uncertainty in $a(t)/a_0$ and not the correlated uncertainties in the other quantities in the integral (13).

Figure 2 plots the scale-factor ratio $a(t)/a_0$ against the time in kyr. The vertical line in the figure marks the time (50,953 years) of the transition from an era dominated by radiation to one dominated by matter. The left and right horizontal lines mark the scale-factor ratio $a(t)/a_0 = 2.933 \times 10^{-4}$ and the equal densities $1.055 \times 10^{-16} \text{ kg/m}^3$.

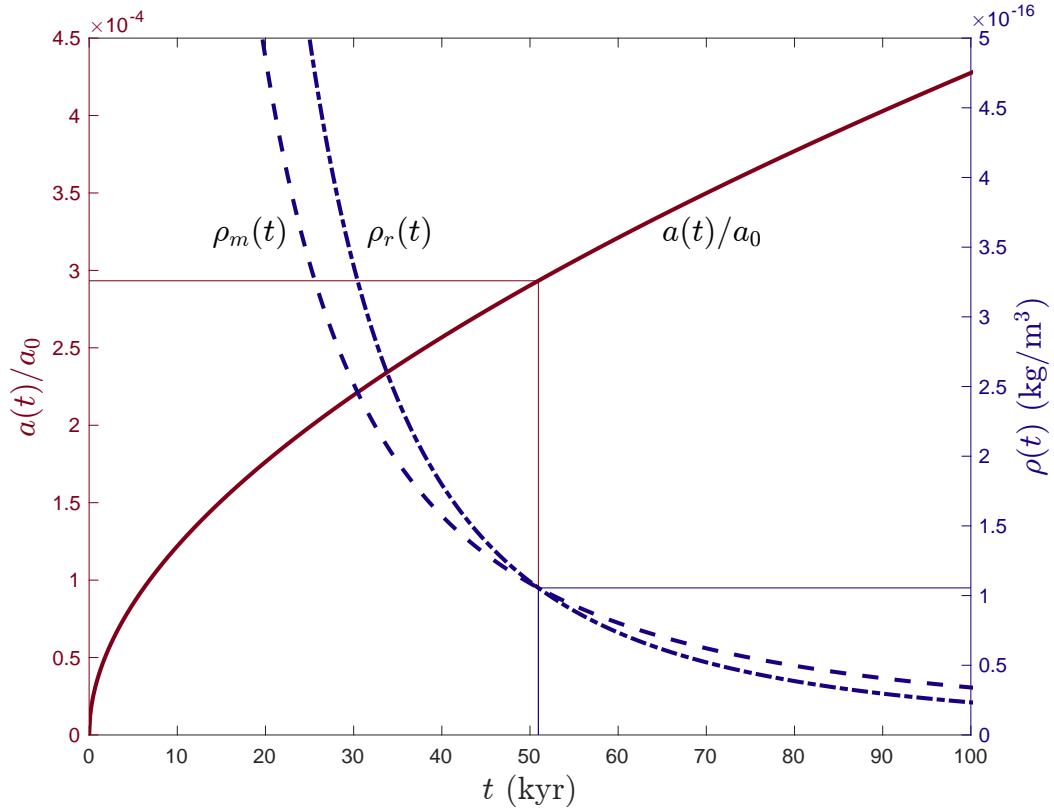


FIG. 2. The scale factor ratio $a(t)/a_0$ (solid, red), the radiation density ρ_r (dashdot, blue), and the matter density ρ_m (dashed, blue) are plotted as functions of the time (13) in kyr. The era of radiation ended at $t = 50,953$ years (marked by the vertical line) when the two densities were equal to 1.055×10^{-16} kg/m³ (right horizontal line), and $a(t)/a_0$ was 2.933×10^{-4} (left horizontal line).

V. THE END OF THE ERA OF MATTER

The era of matter ended, and the era of dark energy began when the mass density of matter $\rho_m(t)$, decreasing (9) as $1/a^3(t)$, dropped to the constant mass density ρ_Λ of the vacuum (5). Their densities matched when $\rho_m(t) = \rho_\Lambda = \rho_{\Lambda 0}$ which occurred when

$$\rho_m(t) = \frac{a_0^3}{a^3(t)} \rho_{m,0} = \rho_{\Lambda 0} \quad (18)$$

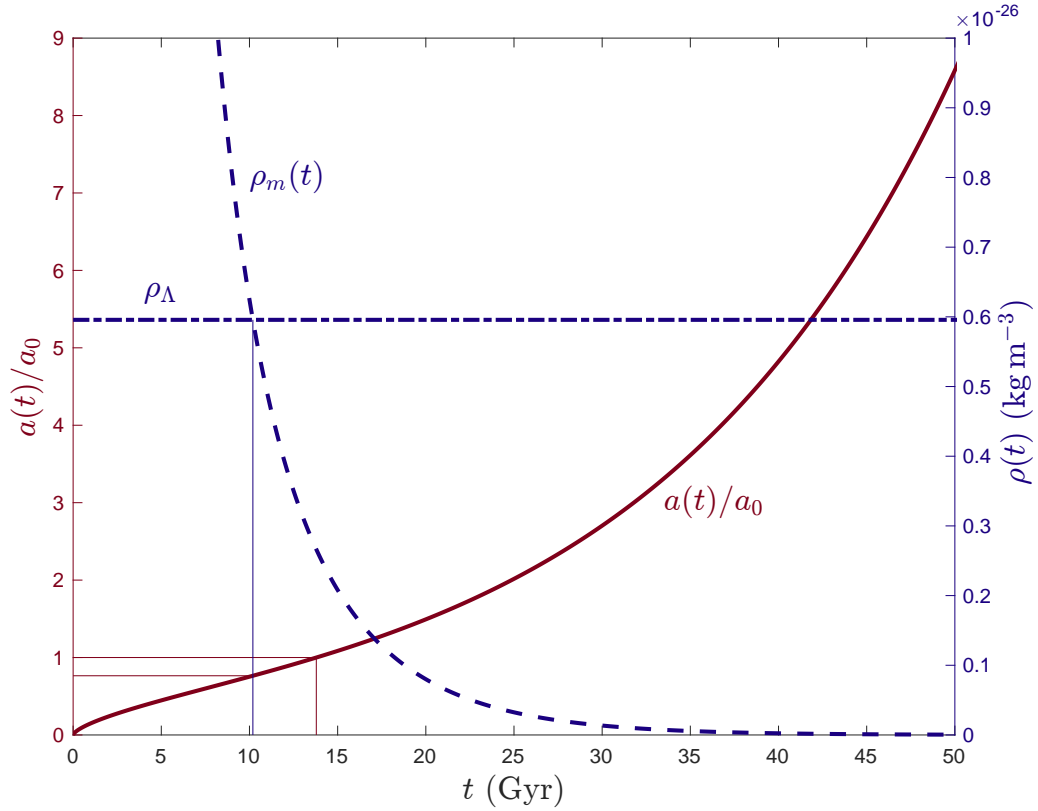


FIG. 3. The scale-factor ratio $a(t)/a_0$ (solid red), the vacuum density ρ_Λ (dashdot, blue), and the matter density ρ_m (dashed, blue) are plotted as functions of the time (13) in Gyr since the Big Bang. The era of matter ends at $t = 10.193$ Gyr (long vertical line) when the two densities are equal. The short vertical line marks the present time 13.8 Gyr after which the falling matter density $\rho_m(t)$ and increasing significance of the vacuum density $\rho_{\Lambda 0}$ cause the scale-factor ratio $a(t)/a_0$ to increase exponentially.

or when

$$\frac{a}{a_0} = \left(\frac{\rho_{m0}}{\rho_{\Lambda 0}} \right)^{1/3} = \left(\frac{\Omega_{m0}}{\Omega_{\Lambda 0}} \right)^{1/3} = \left(\frac{0.3089}{0.6911} \right)^{1/3} = 0.76458 \pm .01681. \quad (19)$$

The corresponding redshift is

$$z = \frac{a_0}{a} - 1 = 0.3079 \pm .0288. \quad (20)$$

The integral (13) gives the time $t(0.3079)$ as

$$\begin{aligned} t(0.76458) &= \frac{1}{H_0} \int_0^{0.76458} \frac{dx}{\sqrt{\Omega_{\Lambda 0} x^2 + \Omega_{k0} + \Omega_{m0} x^{-1} + \Omega_{r0} x^{-2}}} \\ &= (10.1928 \pm 0.0375) \text{ Gyr} \end{aligned} \quad (21)$$

in which the quoted uncertainty reflects only that of $a(t)/a_0$. The era of dark energy began about $13.799 - 10.193 = 3.606$ billion years ago.

The same integral (13) gives the age of the universe as its value at $a(t) = a_0$ which is $t(1) = 13.792$ Gyr; the Planck value is (13.799 ± 0.021) Gyr.

Figure 3 plots the scale-factor ratio $a(t)/a_0$ (solid, red), the matter density $\rho_m(t)$ (dashed, blue), and the vacuum density ρ_Λ (dashdot, blue) against the time in Gyr. The long vertical line marks the present time 13.8 Gyr. The exponential growth of the scale-factor ratio $a(t)/a_0$ due to the falling density ratio $\rho_m(t)/\rho_\Lambda$ becomes evident after 30 Gyr.

VI. THE LUMINOSITY DISTANCE

The Robinson-Walker invariant line element of an isotropic and homogeneous universe is

$$ds^2 = a^2(t) \left[\frac{dr^2}{1 - kr^2} + r^2 (d\theta^2 + \sin^2 \theta d\phi^2) \right] - c^2 dt^2. \quad (22)$$

A photon leaves a source at comoving coordinate r at time t and comes radially ($d\theta = d\phi = 0$) along a path with $ds^2 = 0$ to us at $r = 0$ and time t_0 . Since $c^2 dt^2 = a^2(t) dr^2 / (1 - kr^2)$, the time $t < t_0$ and radial coordinate $r > 0$ of emission satisfy

$$\int_t^{t_0} \frac{c dt'}{a(t')} = \int_0^r \frac{dr'}{\sqrt{1 - kr'^2}} = \begin{cases} \arcsin r & k = 1 \\ r & k = 0 \\ \operatorname{arcsinh} r & k = -1 \end{cases}. \quad (23)$$

As in our derivation of the formula (12) for dt , we set $x = a(t)/a_0$ and use $dt/a(t) = da/(a^2(t)H(t)) = dx/(a_0 x^2 H(t))$ to get [6]

$$\left. \begin{array}{l} k = 1 \quad \arcsin r \\ k = 0 \quad r \\ k = -1 \quad \operatorname{arcsinh} r \end{array} \right\} = \frac{c}{a_0 H_0} \int_{a/a_0}^1 \frac{dx}{x^2 \sqrt{\Omega_{\Lambda 0} + \Omega_{k0} x^{-2} + \Omega_{m0} x^{-3} + \Omega_{r0} x^{-4}}}. \quad (24)$$

If L is the absolute luminosity (or power) of a source, then at a short distance r its apparent luminosity is $L_a = L/(4\pi r^2)$. At longer distances, one must expand r to $a_0 r$

and also include two factors of $a(t)/a_0$, one to adjust the emission and arrival rates of the photons, and the other to adjust the emitted and arriving energies of the photons [12]. For a source at any comoving coordinate r , the apparent luminosity is

$$L_a = \frac{L a^2(t)}{4\pi r^2 a_0^4} = \frac{L}{4\pi r^2 a_0^2 (z+1)^2} \equiv \frac{L}{4\pi d_L^2} \quad (25)$$

in which d_L is the luminosity distance

$$d_L(z) = r(z) a_0 (1+z). \quad (26)$$

For a flat ($k = 0$) universe, the comoving coordinate r is the middle equation of the triplet (24), and so with $\Omega_k = 0$ the luminosity distance is

$$d_L^{(0)}(z) = \frac{c(1+z)}{H_0} \int_{1/(1+z)}^1 \frac{dx}{\sqrt{\Omega_{\Lambda 0} x^4 + \Omega_{m0} x + \Omega_{r0}}}. \quad (27)$$

For a closed ($k = 1$) universe, the comoving coordinate r is the top equation of the triplet (24), and so with $c/(a_0 H_0) = \sqrt{|\Omega_k|}$ the luminosity distance is

$$d_L^{(1)}(z) = \frac{c(1+z)}{H_0 \sqrt{|\Omega_k|}} \sin \left(\sqrt{|\Omega_k|} \int_{1/(1+z)}^1 \frac{dx}{\sqrt{\Omega_{\Lambda 0} x^4 + \Omega_{k0} x^2 + \Omega_{m0} x + \Omega_{r0}}} \right). \quad (28)$$

For an open ($k = -1$) universe, the comoving coordinate r is the bottom equation of the triplet (24), and so with $c/(a_0 H_0) = \sqrt{\Omega_k}$ the luminosity distance is

$$d_L^{(-1)}(z) = \frac{c(1+z)}{H_0 \sqrt{|\Omega_k|}} \sinh \left(\sqrt{\Omega_k} \int_{1/(1+z)}^1 \frac{dx}{\sqrt{\Omega_{\Lambda 0} x^4 + \Omega_{k0} x^2 + \Omega_{m0} x + \Omega_{r0}}} \right). \quad (29)$$

The luminosity distance $d_L^{(-1)}(z)$ (29) as given by the Planck data of Table I and by the value $\Omega_{r0} = 0.90606 \times 10^{-4}$ of equation (7) is plotted (solid, red) against the redshift z for moderate $z < 10$ in figure 4 and for $z < 10^6$ in figure 5. Also plotted in both figures are the most-open luminosity distance ($d_L^{(-1)}(z, \Omega_k = 0.0048)$, 29, red dashed) and the most-closed luminosity distance ($d_L^{(1)}(z, \Omega_k = -0.0031)$, 28, red dashdot) allowed to 68% by the Planck data. Because the limits ($|\Omega_k - 0.0008| < 0.004$) on Ω_k are so tight, all three luminosity distances are nearly indistinguishable in the figures. So the figures also plot the difference between the most-open luminosity distance and the most likely luminosity distance (blue, dashed)

$$\Delta d_L(z) = d_L^{(-1)}(z, \Omega_k = 0.0048) - d_L^{(-1)}(z) \quad (30)$$

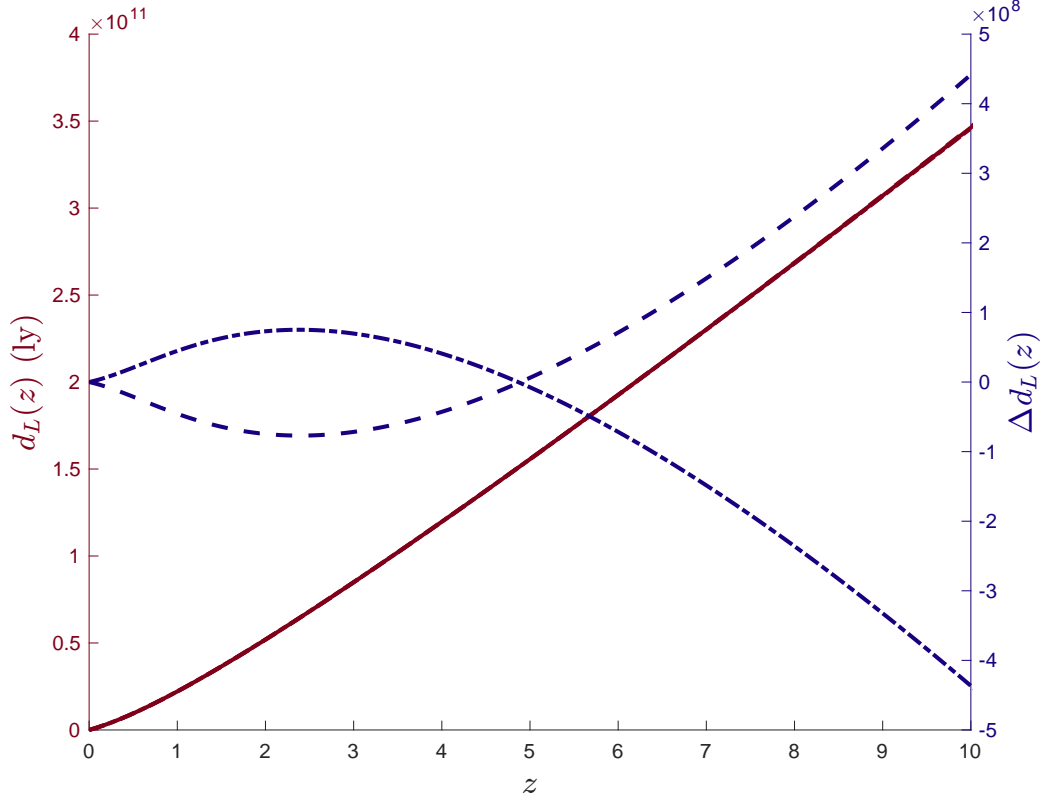


FIG. 4. The luminosity distance $d_L^{(-1)}(z)$ (29) as given by the Planck data of Table I with $\Omega_k = 0.0008$ is plotted (solid, red) against the redshift z for $0 < z < 10$. Also plotted are the most open ($d_L^{(-1)}(z, \Omega_k = 0.0048)$, 29, red dashed) and most closed ($d_L^{(1)}(z, \Omega_k = -0.0031)$, 28, red dashdot) luminosity distances allowed by the Planck data up to one standard deviation (68%). Because the three curves nearly overlap, their differences (30, blue dashed) and (31, blue dashdot) also are plotted.

as well as the difference between the most-closed luminosity distance and the most likely luminosity distance (blue, dashdot)

$$\Delta d_L(z) = d_L^{(1)}(z, \Omega_k = -0.0031) - d_L^{(-1)}(z). \quad (31)$$

These relative differences $|\Delta d_L(z)/d_L(z)| < 6 \times 10^{-3}$ are less than 1%.

The argument of the sinh in the formula (29) for the luminosity distance as given by the

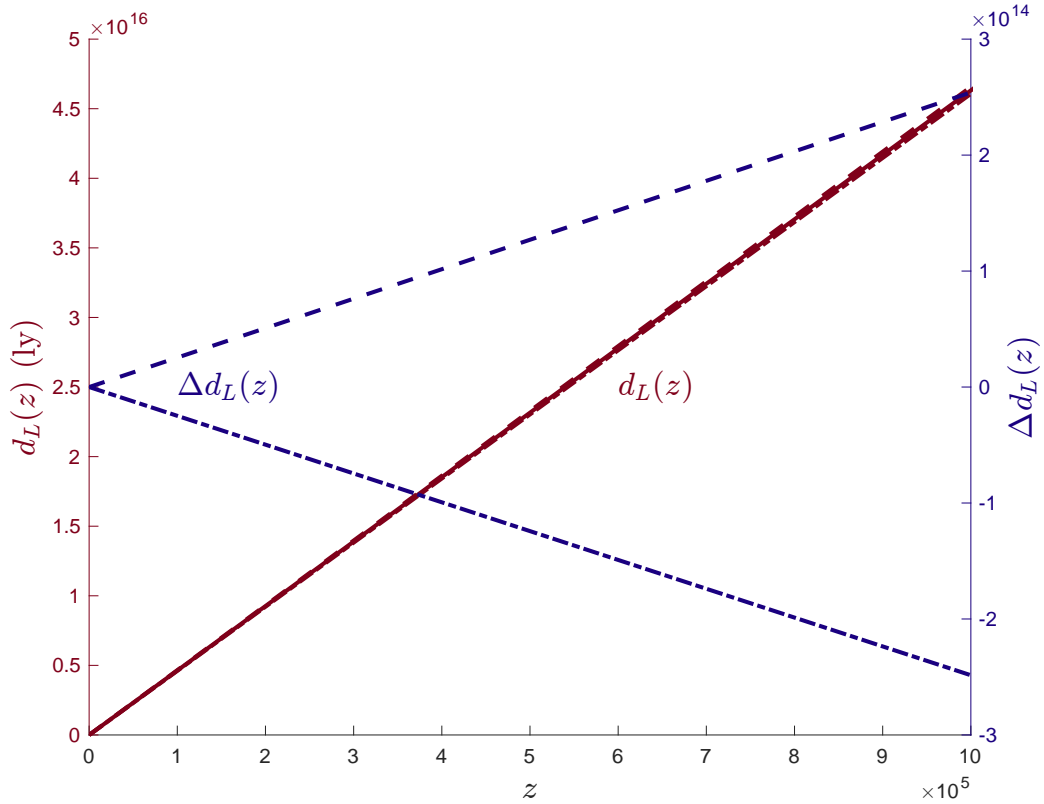


FIG. 5. The luminosity distance $d_L^{(-1)}(z)$ (29) as given by the Planck data of Table I with $\Omega_k = 0.0008$ is plotted (solid, red) against the redshift z for $0 < z < 10^6$. Also plotted are the most open ($d_L^{(-1)}(z, \Omega_k = 0.0048)$, 29, red dashed) and most closed ($d_L^{(1)}(z, \Omega_k = -0.0031)$, 28, red dashdot) luminosity distances allowed to 68%. The three curves closely follow the big- z formula (32), and because they nearly overlap, their differences (30, blue dashed) and (31, blue dashdot) also are plotted.

Planck values of the density ratios approaches 0.09063 as $z \rightarrow \infty$, and so for large redshifts the luminosity distance $d_L^{(-1)}(z)$ rises as

$$d_L^{(-1)}(z) = 3.2087 \frac{c(1+z)}{H_0} \quad (32)$$

as verified by figure 5.

ACKNOWLEDGMENTS

I must thank Shashank Shalgar for many helpful conversations. This work also was advanced by discussions with and e-mail from Franco Giuliani and Rouzbeh Allahverdi. I should also like to thank Jooyoung Lee for inviting me to the Korea Institute for Advanced Study (KIAS) where some of this work was done.

-
- [1] P. A. R. Ade *et al.* (Planck), (2015), arXiv:1502.01589 [astro-ph.CO].
 - [2] D. J. Fixsen, *Astrophys. J.* **707**, 916 (2009), arXiv:0911.1955.
 - [3] K. Cahill, “*Physical Mathematics*,” (Cambridge University Press, 2013) Chap. 4.10, pp. 149–151.
 - [4] S. Weinberg, “*Cosmology*,” (Oxford University Press, 2010) Chap. 2.1, pp. 105–107.
 - [5] K. Cahill, “*Physical Mathematics*,” (Cambridge University Press, 2013) Chap. 11.48, pp. 457–463.
 - [6] S. Weinberg, “*Cosmology*,” (Oxford University Press, 2010) Chap. 1.5, pp. 34–45.
 - [7] S. Weinberg, “*Cosmology*,” (Oxford University Press, 2010) Chap. 1.12, pp. 89–98; P. J. E. Peebles and B. Ratra, *Rev. Mod. Phys.* **75**, 559 (2003), arXiv:astro-ph/0207347 [astro-ph]; E. V. Linder, *Gen. Rel. Grav.* **40**, 329 (2008), arXiv:0704.2064 [astro-ph].
 - [8] T. Araki *et al.* (KamLAND), *Phys. Rev. Lett.* **96**, 101802 (2006), arXiv:hep-ex/0512059 [hep-ex].
 - [9] S. Ahmed *et al.* (SNO Collaboration), *Phys. Rev. Lett.* **92**, 102004 (2004).
 - [10] J. Silk *et al.*, *Particle Dark Matter: Observations, Models and Searches*, edited by G. Bertone (Cambridge University Press (2010), 2010).
 - [11] M. G. Baring, T. Ghosh, F. S. Queiroz, and K. Sinha, *Phys. Rev. D* **93**, 103009 (2016); B.-Q. Lu and H.-S. Zong, *Phys. Rev. D* **93**, 103517 (2016).
 - [12] S. Weinberg, “*Cosmology*,” (Oxford University Press, 2010) Chap. 1.4, pp. 31–34.