

# Charmonia production in p+p collisions under NRQCD formalism

**Vineet Kumar**

Nuclear Physics Division, Bhabha Atomic Research Center, Mumbai, India

E-mail: vineet.kumar@cern.ch

**Prashant Shukla**<sup>1,2</sup>

<sup>1</sup>Nuclear Physics Division, Bhabha Atomic Research Center, Mumbai, India

<sup>2</sup>Homi Bhabha National Institute, Anushakti Nagar, Mumbai, India

E-mail: pshukla@barc.gov.in

**Abstract.** This work presents the differential charmonia production cross sections in high energy p+p collisions calculated using NRQCD formalism. The NRQCD formalism, factorizes the quarkonia production cross sections in terms of short distance QCD cross sections and long distance matrix elements (LDMEs). The short distance cross sections are calculated in terms of perturbative QCD and LDMEs are obtained by fitting the experimental data. Measured transverse momentum distributions of  $\chi_c$ ,  $\psi(2S)$  and  $J/\psi$  in p +  $\bar{p}$  collisions at  $\sqrt{s} = 1.8, 1.96$  TeV and in p+p collisions at  $\sqrt{s} = 7, 8$  and 13 TeV are used to constrain LDMEs. The feed-down contribution to each state from the higher states are taken into account. The formalism provides a very good description of the data in a wide energy range. The values of LDMEs are used to predict the charmonia cross sections in p+p collisions at 13 and 5 TeV in kinematic bins relevant for the LHC detectors.

PACS numbers: 12.38.Bx, 13.60.Le, 13.85.Ni, 14.40.Gx

## 1. Introduction

The quarkonia ( $Q\bar{Q}$ ) have provided useful tools for probing both perturbative and nonperturbative aspects of Quantum Chromodynamics (QCD) ever since the discovery of  $J/\psi$  resonance [1, 2]. The Quarkonia states are qualitatively different from most other hadrons since the velocity  $v$  of the heavy constituents is small allowing a non-relativistic treatment of bound states. The quarkonia yields are modified in the heavy ion collision due to QGP and cold nuclear matter effects which has been demonstrated for  $J/\psi$  and  $\Upsilon$  in PbPb collisions [3, 4, 5]. The ratios of excited to ground state quarkonia yields are considered as better probes of QGP since the cold matter effects, which are similar for the ground and excited states, are expected to cancel in the ratio. At the LHC, the production of charmonium ( $J/\psi$ ,  $\psi(2S)$ ) and bottomonium ( $\Upsilon(1S), \Upsilon(2S), \Upsilon(3S)$ ) states has been studied in PbPb collisions at  $\sqrt{s_{NN}} = 2.76$  TeV and  $\sqrt{s_{NN}} = 5.02$  TeV [6, 7, 8, 9, 10, 11] affirming the importance of quarkonia measurements in heavy ion collisions. The heavy quarks due to their high mass ( $m_c \sim 1.6$  GeV/ $c^2$ ,  $m_b \sim 4.5$  GeV/ $c^2$ ), are produced in initial partonic collisions with sufficiently high momentum transfers. Thus the heavy quark production can be treated perturbatively [12, 13]. The formation of quarkonia out of the two heavy quarks is a nonperturbative process and is treated in terms of different models [14, 15, 16]. Most notable models for quarkonia production are the color-singlet model (CSM), the color-evaporation model (CEM), the non-relativistic QCD (NRQCD) factorization approach, and the fragmentation-function approach.

In the CSM [17, 18, 19, 20], it is assumed that the  $Q\bar{Q}$  pair that evolves into the quarkonium is in a color-singlet state and has the same spin and angular-momentum as the quarkonium. The production rate of quarkonium state is related to the absolute values of the color-singlet  $Q\bar{Q}$  wave function and its derivatives, evaluated at zero  $Q\bar{Q}$  separation. These quantities can be extracted by comparing calculated quarkonium decay rates in the CSM with the experimental measurements. The CSM was successful in predicting quarkonium production rates at relatively low energy [21] but, at high energies, very large corrections appear at next-to-leading order (NLO) and next-to-next-to-leading order (NNLO) in  $\alpha_s$  [22, 23, 24]. The NRQCD factorization approach comprises the color-singlet model, but also includes color-octet states. In the CEM [25, 26, 27], it is assumed that the produced  $Q\bar{Q}$  pair evolves into a quarkonium if its invariant mass is less than the threshold for producing a pair of open-flavor heavy mesons. The nonperturbative probability for the  $Q\bar{Q}$  pair to evolve into a quarkonium state is fixed by comparison with the measured production cross section of that quarkonium state. The CEM calculations provide good descriptions of the CDF data for  $J/\psi$ ,  $\psi(2S)$ , and  $\chi_c$  production at  $\sqrt{s} = 1.8$  TeV [27] but it fails to predict the quarkonium polarization.

In the NRQCD factorization approach [14], the probability for a  $Q\bar{Q}$  pair to evolve into a quarkonium is expressed as matrix elements of NRQCD operators in terms of the heavy-quark velocity  $v$  in the limit  $v \ll 1$ . This approach takes into account the

complete structure of the  $Q\bar{Q}$  Fock space, which is spanned by the state  $n = {}^{2S+1}L_J^{[a]}$  with spin  $S$ , orbital angular momentum  $L$ , total angular momentum  $J$ , and color multiplicity  $a = 1$  (color-singlet), 8 (color-octet). The  $Q\bar{Q}$  pairs which are produced at short distances in color-octet (CO) states, evolve into physical, color-singlet (CS) quarkonia by emitting soft gluons nonperturbatively. In the limit  $v \rightarrow 0$ , the CSM is recovered in the case of S-wave quarkonia. The short distance cross sections can be calculated within the framework of perturbative QCD (pQCD). The long distance matrix elements (LDME) corresponding to the probability of the  $Q\bar{Q}$  state to convert to the quarkonium can be estimated by comparison with the experimental measurements. The leading order (LO) NRQCD gives a good description of  $J/\psi$  yields at Tevatron RHIC and LHC energies [28, 29, 30]. The NLO corrections to color-singlet  $J/\psi$  production have been investigated in Refs. [23, 31]. The NLO corrections increase the total color-singlet  $J/\psi$  cross section by a factor of two, although at high  $p_T$  the corrections can enhance the production by two-three orders of magnitude. [31]. The NLO corrections to  $J/\psi$  production via S-wave color octet (CO) states ( ${}^1S_0^{[8]}, {}^3S_1^{[8]}$ ) are studied in Ref. [32] and the corrections to  $p_T$  distributions of both  $J/\psi$  yield and polarization are found to be small. In Refs. [33], NLO corrections for  $\chi_{cJ}$  hadroproduction are also studied. Several NLO calculations are performed to obtain the polarization and yield of  $J/\psi$ . The  $J/\psi$  polarization presents a rather confusing pattern [34, 35, 36, 37]. Authors in Ref. [35] extracted leading color-octet LDMEs through a global fit to experimental data of unpolarized  $J/\psi$  production in pp,  $p\bar{p}$ , ep,  $\gamma\gamma$ , and  $e^+e^-$  collisions. The extracted LDMEs give excellent description of the unpolarized  $J/\psi$  yields but fail to reproduce the polarization measured at CDF [38]. In another study [36], it is shown that the measured hadroproduction cross sections and the CDF polarization measurement [38] can be simultaneously described by NRQCD at NLO. The works of Ref. [39, 40] and Ref. [41] present NLO-NRQCD calculations of  $J/\psi$  yields. In both the works, the set of CO LDMEs fitted to  $p_T$  distributions measured at HERA and CDF are used to describe the  $p_T$  distributions from RHIC and the LHC. The fitted LDMEs of Ref. [39] and Ref. [41] are incompatible with each other. A recent work [42] gives calculations for both the yields and polarizations of charmonia at the Tevatron and the LHC where the LDMEs are obtained by fitting the Tevatron data only.

Recently, the LHCb measurements of  $\eta_c$  production [43] is investigated from different points of views by several groups using NRQCD formalism [44, 45, 46]. Ref. [44] considered the  $\eta_c$  measurement as a challenge of NRQCD while Ref. [45] shows that the LHCb measurement results in a very strong constraint on the upper bound of the color-octet LDME of  $J/\psi$ . Refs. [46] obtains the color-singlet LDME for  $\eta_c$  by fitting the experiment data to get good description of  $\eta_c$  production. The prompt double heavy quarkonium production should be a more sensitive testing ground for NRQCD factorization. The experiments at LHC recently published the measurement of double  $J/\psi$  production in proton-proton collision at  $\sqrt{s} = 7, 8$  and 13 TeV [47, 48, 49, 50]. Full NLO calculations including all color singlet and color octet contributions for this process in the NRQCD framework are not fully established yet. Authors in Ref. [51] showed

that the LO calculations of the prompt double  $J/\psi$  production by NRQCD formalism describes the data only qualitatively. Authors in Ref. [52] present the NLO calculations for the color-singlet channel which describe the measured LHCb cross section reasonably well, but fail to reproduce the CMS measurements. The complicated situation suggests that, further study and phenomenological test of NRQCD is still an urgent task.

With the LHC running for several years we now have very high quality quarkonia production data in several kinematic regions up to very high transverse momentum which could be used to constrain the LDMEs. In this paper, we use CDF data [53, 55, 56, 54] along with new LHC data [57, 58, 59, 60, 61, 62, 63, 64, 65] to constrain the LDMEs. The feed-down contribution to each state from the higher states are taken into account. These new LDMEs are then used to predict the  $J/\psi$  and  $\psi(2S)$  cross-section at 13 TeV and 5 TeV for the kinematical bins relevant to LHC detectors.

The NLO calculations are still evolving and thus we use LO calculations in this work. The values of fitted LDMEs with LO formulations are always useful for straightforward predictions of quarkonia cross section and for the purpose of a comparison with those obtained using NLO formulations. We have given an estimate of uncertainties in the LDMEs due to enhancement of color-singlet  $J/\psi$  cross-section by a factor of three expected from NLO corrections.

## 2. Quarkonia Production in p+p collisions

The NRQCD formalism provides a theoretical framework for studying the heavy quarkonium production. The dominant processes in the production of heavy mesons  $\psi$  are  $g + q \rightarrow \psi + q$ ,  $q + \bar{q} \rightarrow \psi + g$  and  $g + g \rightarrow \psi + g$ . We represent these processes by  $a + b \rightarrow \psi + X$ , where  $a$  and  $b$  are the light incident partons. The invariant cross-section for the production of a heavy meson  $\psi$  can be written in a factorized form as

$$E \frac{d^3\sigma^\psi}{d^3p} = \sum_{a,b} \int \int dx_a dx_b G_{a/p}(x_a, \mu_F^2) G_{b/p}(x_b, \mu_F^2) \frac{\hat{s}}{\pi} \frac{d\sigma}{d\hat{t}} \times \delta(\hat{s} + \hat{t} + \hat{u} - M^2), \quad (1)$$

where  $G_{a/p}(G_{b/p})$  is the distribution function (PDF) of the incoming parton  $a(b)$  in the incident proton, which depends on the momentum fraction  $x_a(x_b)$  and the factorization scale  $\mu_F$ . The parton level Mandelstam variables  $\hat{s}$ ,  $\hat{t}$ , and  $\hat{u}$  can be expressed in terms of  $x_a$ ,  $x_b$  as

$$\begin{aligned} \hat{s} &= x_a x_b s \\ \hat{t} &= M^2 - x_a \sqrt{s} m_T e^{-y} \\ \hat{u} &= M^2 - x_b \sqrt{s} m_T e^y, \end{aligned} \quad (2)$$

where  $\sqrt{s}$  being the total energy in the centre-of-mass,  $y$  is the rapidity and  $p_T$  is the transverse momentum of the  $Q\bar{Q}$  pair. The mass of heavy meson is represented by  $M$  and  $m_T$  is the transverse mass defined as  $m_T^2 = p_T^2 + M^2$ . Writing down  $\hat{s} + \hat{t} + \hat{u} - M^2 = 0$

and solving for  $x_b$ , we obtain

$$x_b = \frac{1}{\sqrt{s}} \frac{x_a \sqrt{s} m_T e^{-y} - M^2}{x_a \sqrt{s} - m_T e^y}. \quad (3)$$

The double differential cross-section upon  $p_T$  and  $y$  then is obtained as

$$\frac{d^2\sigma^\psi}{dp_T dy} = \sum_{a,b} \int_{x_a^{\min}}^1 dx_a G_{a/A}(x_a, \mu_F^2) G_{b/B}(x_b, \mu_F^2) \times 2p_T \frac{x_a x_b}{x_a - \frac{m_T}{\sqrt{s}} e^y} \frac{d\sigma}{d\hat{t}}, \quad (4)$$

where the minimum value of  $x_a$  is given by

$$x_{a\min} = \frac{1}{\sqrt{s}} \frac{\sqrt{s} m_T e^y - M^2}{\sqrt{s} - m_T e^{-y}}. \quad (5)$$

The parton level cross-section  $d\sigma/d\hat{t}$  is defined as [14]

$$\frac{d\sigma}{d\hat{t}} = \frac{d\sigma}{d\hat{t}}(ab \rightarrow Q\bar{Q}(^{2S+1}L_J) + X) M_L(Q\bar{Q}(^{2S+1}L_J) \rightarrow \psi). \quad (6)$$

The short distance contribution  $d\sigma/d\hat{t}(ab \rightarrow Q\bar{Q}(^{2S+1}L_J) + X)$  corresponds to the production of a  $Q\bar{Q}$  pair in a particular color and spin configuration can be calculated within the framework of perturbative QCD (pQCD). The long distance matrix elements (LDME)  $M_L(Q\bar{Q}(^{2S+1}L_J) \rightarrow \psi)$  corresponds to the probability of the  $Q\bar{Q}$  state to convert to the quarkonium wavefunction and can be estimated by comparison with experimental measurements. The short distance invariant differential cross-section is given by

$$\frac{d\sigma}{d\hat{t}}(ab \rightarrow Q\bar{Q}(^{2S+1}L_J) + X) = \frac{|\mathcal{M}|^2}{16\pi\hat{s}^2}, \quad (7)$$

where  $|\mathcal{M}|^2$  is the Feynman squared amplitude. We use the expressions for the short distance CS cross-sections given in Refs. [66, 67, 68] and the CO cross-sections given in Refs. [69, 70, 71]. The CTEQ6M [72] parametrization is used for parton distribution functions.

The LDMEs scale with a definite power of the relative velocity  $v$  of the heavy quarks inside  $Q\bar{Q}$  bound states. In the limit  $v \ll 1$ , the production of quarkonium is based on the  $^3S_1^{[1]}$  and  $^3P_J^{[1]}$  ( $J = 0,1,2$ ) CS states and  $^1S_0^{[8]}$ ,  $^3S_1^{[8]}$  and  $^3P_J^{[8]}$  CO states. The differential cross section for the direct production of  $J/\psi$  can be written as the sum of these contributions,

$$\begin{aligned} d\sigma(J/\psi) = & d\sigma(Q\bar{Q}([{}^3S_1]_1)) M_L(Q\bar{Q}([{}^3S_1]_1) \rightarrow J/\psi) \\ & + d\sigma(Q\bar{Q}([{}^1S_0]_8)) M_L(Q\bar{Q}([{}^1S_0]_8) \rightarrow J/\psi) \\ & + d\sigma(Q\bar{Q}([{}^3S_1]_8)) M_L(Q\bar{Q}([{}^3S_1]_8) \rightarrow J/\psi) \\ & + d\sigma(Q\bar{Q}([{}^3P_0]_8)) M_L(Q\bar{Q}([{}^3P_0]_8) \rightarrow J/\psi) \\ & + d\sigma(Q\bar{Q}([{}^3P_1]_8)) M_L(Q\bar{Q}([{}^3P_1]_8) \rightarrow J/\psi) \\ & + d\sigma(Q\bar{Q}([{}^3P_2]_8)) M_L(Q\bar{Q}([{}^3P_2]_8) \rightarrow J/\psi) \\ & + \dots \end{aligned} \quad (8)$$

The dots represent contribution of terms at higher powers of  $v$ . The contributions from the CO matrix elements in Eq. 8 are suppressed by  $v^4$  compared to the CS matrix elements.

For the case of the  $p$ -wave bound states  $\chi_{cJ}$  ( $\chi_{c0}$ ,  $\chi_{c1}$  and  $\chi_{c2}$ ), the color-singlet state  $Q\bar{Q}[^3P_J]_1$  and the color-octet state  $Q\bar{Q}[^3S_1]_8$  contribute to the same order in  $v$  ( $v^5$ ) because of the angular momentum barrier for the  $p$ -wave states, and hence both need to be included. The  $\chi_c$  differential cross section thus can be written as

$$\begin{aligned} d\sigma(\chi_{cJ}) &= d\sigma(Q\bar{Q}([{}^3P_J]_1)) M_L(Q\bar{Q}([{}^3P_J]_1) \rightarrow \chi_{cJ}) \\ &\quad + d\sigma(Q\bar{Q}([{}^3S_1]_8)) M_L(Q\bar{Q}([{}^3S_1]_8) \rightarrow \chi_{cJ}) \\ &\quad + \dots \end{aligned} \quad (9)$$

The prompt  $J/\psi$  production at LHC energies consists of direct  $J/\psi$  production from the initial parton-parton hard scattering and the feed-down contributions to the  $J/\psi$  from the decay of heavier charmonium states  $\psi(2S)$ ,  $\chi_{c0}$ ,  $\chi_{c1}$  and  $\chi_{c2}$ . The relevant branching fractions are given in the Table 1 [73]. The prompt  $\psi(2S)$  has no significant feed-down contributions from the higher mass states.

Table 1: Relevant branching fractions for charmonia [73]

Meson From	to $\chi_{c0}$	to $\chi_{c1}$	to $\chi_{c2}$	to $J/\psi$
$\psi(2S)$	0.0962	0.092	0.0874	0.595
$\chi_{c0}$				0.0116
$\chi_{c1}$				0.344
$\chi_{c2}$				0.195

The expressions and the values for the color-singlet operators can be found in [70, 69, 74] which are obtained by solving the non-relativistic wavefunctions. The CO operators can not be related to the non-relativistic wavefunctions of  $Q\bar{Q}$  since it involves a higher Fock state and thus measured data is used to constrain them. The color-singlet contributions along with their calculated values and color-octet contributions to be fitted are written below for the prompt  $J/\psi$ .

(i) Direct contributions

$$\begin{aligned} M_L(c\bar{c}([{}^3S_1]_1) \rightarrow J/\psi) &= 1.2 \text{ GeV}^3 \\ M_L(c\bar{c}([{}^3S_1]_8) \rightarrow J/\psi) & \\ M_L(c\bar{c}([{}^1S_0]_8) \rightarrow J/\psi) & \\ M_L(c\bar{c}([{}^3P_0]_8) \rightarrow J/\psi) & \\ M_L(c\bar{c}([{}^3P_1]_8) \rightarrow J/\psi) &= 3 M_L(c\bar{c}([{}^3P_0]_8) \rightarrow J/\psi) \text{ [69]} \\ M_L(c\bar{c}([{}^3P_2]_8) \rightarrow J/\psi) &= 5 M_L(c\bar{c}([{}^3P_0]_8) \rightarrow J/\psi) \text{ [69]} \end{aligned} \quad (10)$$

(ii) Feed-down contribution from  $\psi(2S)$

$$\begin{aligned}
M_L(c\bar{c}([{}^3S_1]_1) \rightarrow \psi(2S)) &= 0.76 \text{ GeV}^3 \\
M_L(c\bar{c}([{}^3S_1]_8) \rightarrow \psi(2S)) & \\
M_L(c\bar{c}([{}^1S_0]_8) \rightarrow \psi(2S)) & \\
M_L(c\bar{c}([{}^3P_0]_8) \rightarrow \psi(2S)) & \\
M_L(c\bar{c}([{}^3P_1]_8) \rightarrow \psi(2S)) &= 3 M_L(c\bar{c}([{}^3P_0]_8) \rightarrow \psi(2S)) \text{ [69]} \\
M_L(c\bar{c}([{}^3P_2]_8) \rightarrow \psi(2S)) &= 5 M_L(c\bar{c}([{}^3P_0]_8) \rightarrow \psi(2S)) \text{ [69]}
\end{aligned} \tag{11}$$

(iii) Feed-down contribution from  $\chi_{cJ}$

$$\begin{aligned}
M_L(c\bar{c}([{}^3P_0]_1) \rightarrow \chi_{c0}) &= 0.054 m_c^2 \text{ GeV}^5 \\
M_L(c\bar{c}([{}^3S_1]_8) \rightarrow \chi_{c0}) &
\end{aligned} \tag{12}$$

The mass of the charm quark is taken as  $m_c = 1.6 \text{ GeV}$ . The short distance cross sections  $d\sigma(Q\bar{Q}([{}^1S_0]_8))$  and  $d\sigma(Q\bar{Q}([{}^3P_J]_8))$  have very similar  $p_T$  dependence and due to this reason the transverse momentum distribution is sensitive only to a linear combination of their LDMEs. Following the Ref. [69, 28] we fit a linear combination

$$M_L(Q\bar{Q}([{}^1S_0]_8, [{}^3P_0]_8) \rightarrow \psi) = \frac{M_L(Q\bar{Q}([{}^1S_0]_8) \rightarrow \psi)}{3} + \frac{M_L(Q\bar{Q}([{}^3P_0]_8) \rightarrow \psi)}{m_c^2}$$

in our calculations.

### 3. Results and Discussions

As discussed in the last section there are two free parameters ( $M_L(c\bar{c}([{}^3S_1]_8) \rightarrow J/\psi)$ ,  $M_L(c\bar{c}([{}^1S_0]_8, [{}^3P_0]_8) \rightarrow J/\psi)$ ) for  $J/\psi$ , two ( $M_L(c\bar{c}([{}^3S_1]_8) \rightarrow \psi(2S))$ ,  $M_L(c\bar{c}([{}^1S_0]_8, [{}^3P_0]_8) \rightarrow \psi(2S))$ ) for  $\psi(2S)$  and one ( $M_L(c\bar{c}([{}^3S_1]_8) \rightarrow \chi_{c0})$ ) for  $\chi_{cJ}$  to be obtained from the experiments. The measured yields of  $\chi_{cJ}$  from the following datasets are used to obtain color-octet matrix elements for  $\chi_{cJ}$

- (i) CDF results at  $\sqrt{S} = 1.8 \text{ TeV}$  [53].
- (ii) ATLAS results at  $\sqrt{S} = 7 \text{ TeV}$  [61].
- (iii) CMS results at  $\sqrt{S} = 7 \text{ TeV}$  [59].
- (iv) LHCb results at  $\sqrt{S} = 7 \text{ TeV}$  [65].

Figure 1 shows the NRQCD calculations of production cross section of (a)  $\chi_{c1}$ , (b)  $\chi_{c2}$  in p+p collisions at  $\sqrt{s} = 7 \text{ TeV}$  and (c)  $J/\psi$  from  $\chi_{c1}$  and  $\chi_{c2}$  decays in p+p collisions at  $\sqrt{s} = 1.8 \text{ TeV}$  as a function of transverse momentum. The calculations are compared with the measured data by ATLAS experiment at LHC [61] and measured data by CDF experiment at Tevatron [53]. The  $\chi_c$  color octet LDMEs are obtained by fitting this data. Figure 2 shows the NRQCD calculations of production cross section ratios of  $\chi_{c2}$  and  $\chi_{c1}$  in p+p collisions at  $\sqrt{s} = 7 \text{ TeV}$  as a function of transverse momentum. The

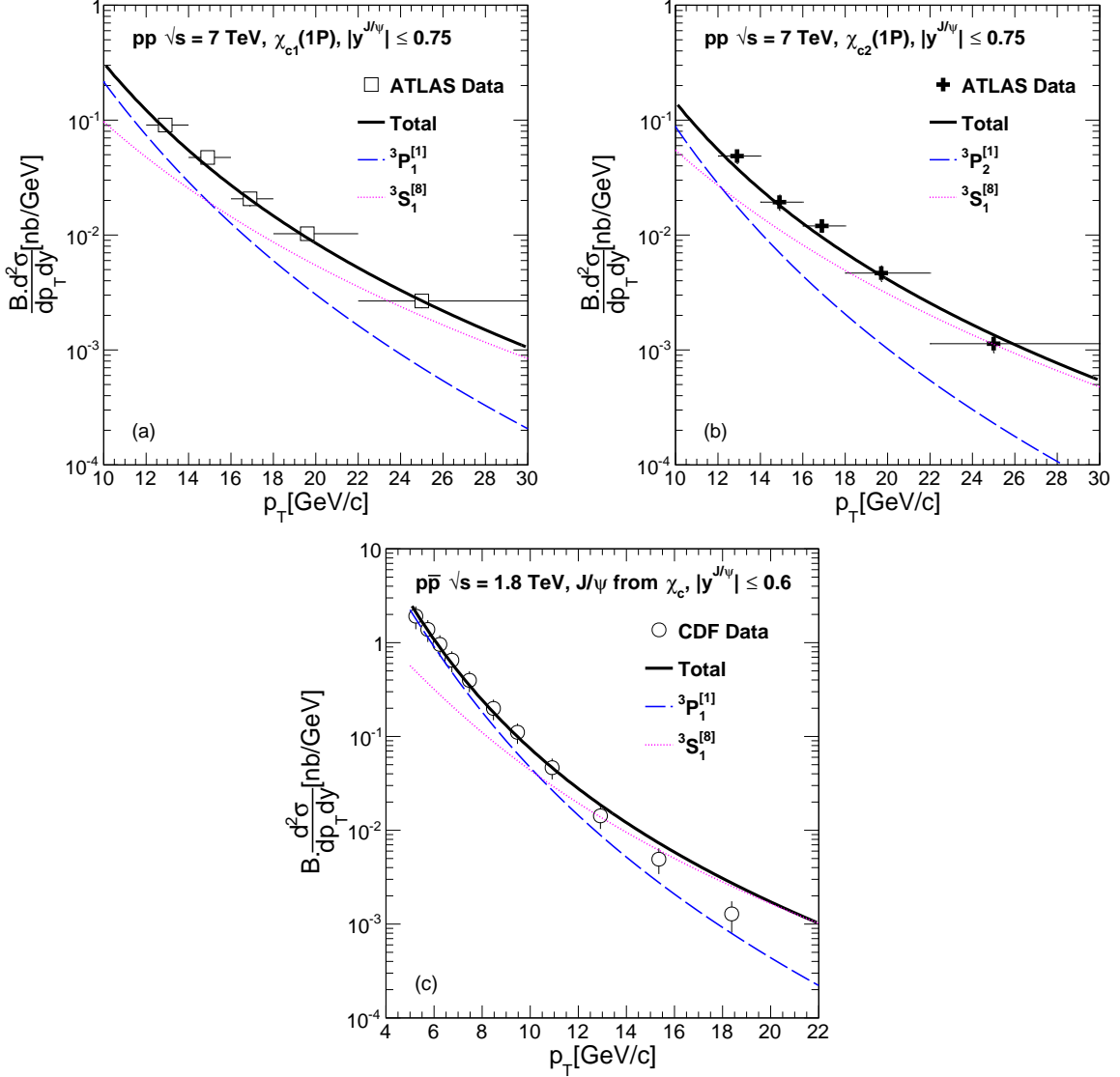


Figure 1: (Color online) The NRQCD calculations of production cross section of (a)  $\chi_{c1}$ , (b)  $\chi_{c2}$  in p+p collisions at  $\sqrt{s} = 7$  TeV and (c)  $J/\psi$  from  $\chi_{c1}$  and  $\chi_{c2}$  decays in p+p collisions at  $\sqrt{s} = 1.8$  TeV as a function of transverse momentum. The calculations are compared with the measured data by ATLAS experiment at LHC [61] and measured data by CDF experiment at Tevatron [53]. The  $\chi_c$  color octet LDMEs are obtained by fitting this data.

calculations are compared with the measured data at LHC in panel (a) CMS data at  $\sqrt{s} = 7$  TeV [59] and in panel (b) LHCb data at  $\sqrt{s} = 7$  TeV [65]. The  $\chi_c$  color octet LDMEs are obtained by combined fitting of these datasets and its value is

$$M_L(Q\bar{Q}([{}^3S_1]_8) \rightarrow \chi_{c0}) = (0.01112 \pm 0.00068) \text{ GeV}^3, \quad (13)$$

with a combined  $\chi^2/dof = 1.20$ .

The measured yields of prompt  $\psi(2S)$  from the following datasets are used to obtain



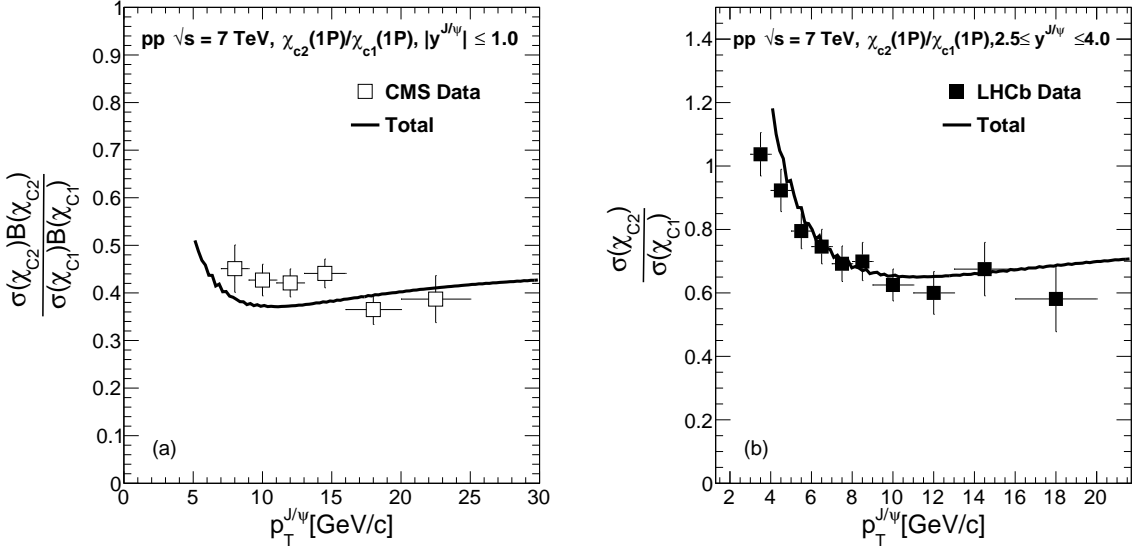


Figure 2: (Color online) The NRQCD calculations of production cross section ratios of  $\chi_{c2}$  and  $\chi_{c1}$  in p+p collisions at  $\sqrt{s} = 7$  TeV as a function of transverse momentum. The calculations are compared with the measured data by CMS and LHCb experiments at LHC [59, 65]. The  $\chi_c$  color octet LDMEs are obtained by fitting this data.

color-octet matrix elements for  $\psi(2S)$

- (i) CMS results at  $\sqrt{S} = 7$  TeV [57, 58].
- (ii) ATLAS results at  $\sqrt{S} = 7$  and 8 TeV [60].
- (iii) CDF results at  $\sqrt{S} = 1.8$  TeV [55].
- (iv) CDF results at  $\sqrt{S} = 1.96$  TeV [56].
- (v) LHCb results at  $\sqrt{S} = 7$  TeV [62].

Figure 3 shows the NRQCD calculations of production cross section of  $\psi(2S)$  in p+p collisions as a function of transverse momentum compared with the measured data at LHC in panels (a) CMS data at  $\sqrt{s} = 7$  TeV [57], (b) CMS data at  $\sqrt{s} = 7$  TeV [58], (c) ATLAS data at  $\sqrt{s} = 7$  TeV and, (d) ATLAS data at  $\sqrt{s} = 8$  TeV [60].

Figure 4 shows the NRQCD calculations of production cross section of  $\psi(2S)$  in p+p and p+p collisions as a function of transverse momentum compared with the measured data in panels (a) CDF data at  $\sqrt{s} = 1.8$  TeV [55], (b) CDF data at  $\sqrt{s} = 1.96$  TeV [56] and (c) LHCb data at  $\sqrt{s} = 7$  TeV [62]. The LDMEs are obtained by a combined fit of the Tevatron and LHC data

We obtain following values of  $\psi(2S)$  color-octet matrix elements by a combined fit of the Tevatron and LHC data

$$\begin{aligned}
 M_L(c\bar{c}([{}^3S_1]_8) \rightarrow \psi(2S)) &= (0.00362 \pm 0.00006 \pm 0.00002) \text{ GeV}^3 \\
 M_L(Q\bar{Q}([{}^1S_0]_8, [{}^3P_0]_8) \rightarrow \psi(2S)) &= (0.02280 \pm 0.00028 \pm 0.00034) \text{ GeV}^3
 \end{aligned} \tag{14}$$

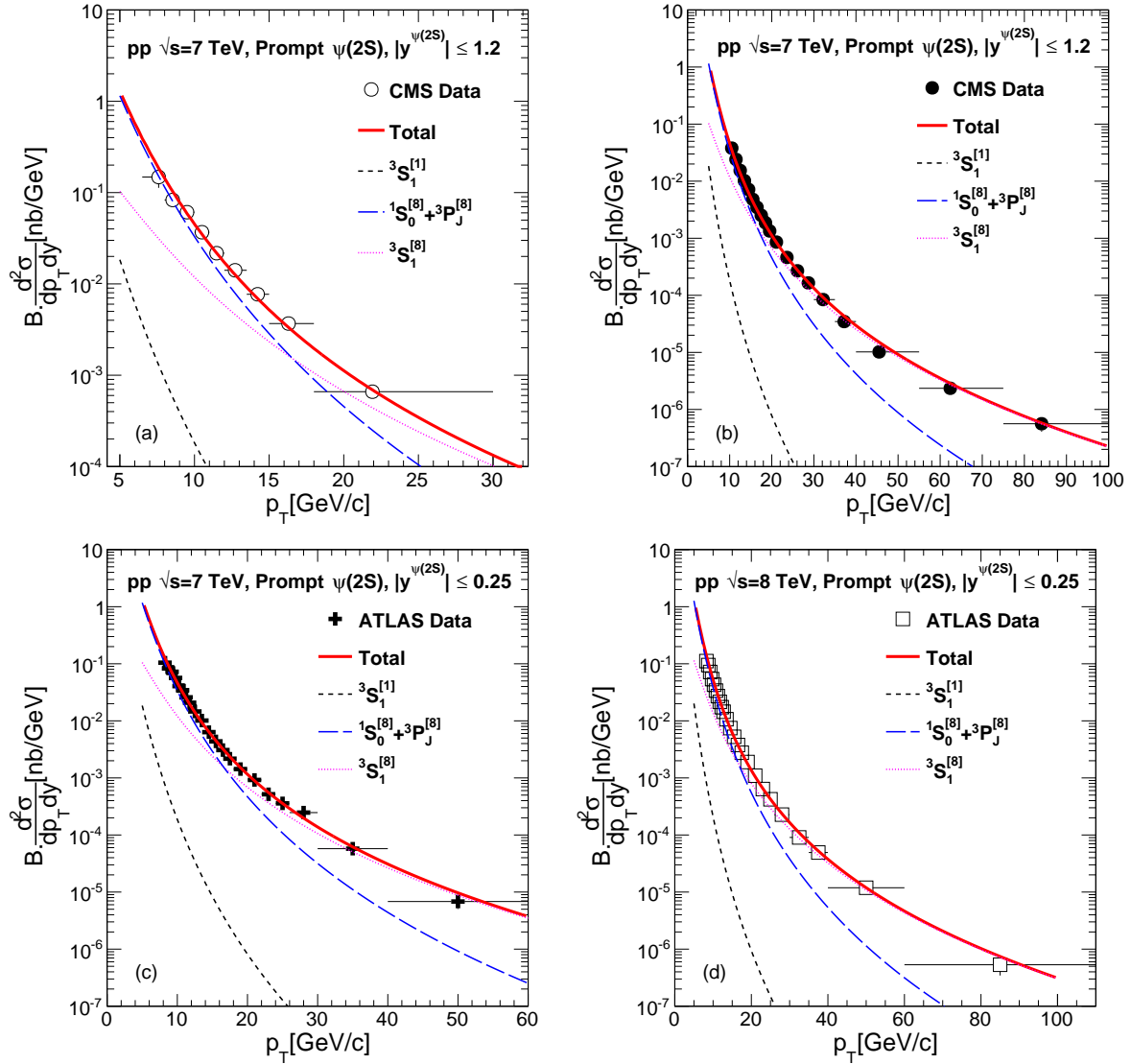


Figure 3: (Color online) The NRQCD calculations of production cross section of  $\psi(2S)$  in p+p collisions as a function of transverse momentum compared with the measured data at LHC (a) CMS data at  $\sqrt{s} = 7$  TeV [57] (b) CMS data at  $\sqrt{s} = 7$  TeV [58] (c) ATLAS data at  $\sqrt{s} = 7$  TeV and (d) ATLAS data at  $\sqrt{s} = 8$  TeV [60]. The LDMEs are obtained by a combined fit of the LHC and Tevatron data.

with a  $\chi^2/dof = 2.54$ .

Here the first error is due to fitting and the second error is obtained by enhancing the CS cross section 3 times. It is due to the fact that NLO corrections enhance the total color-singlet  $J/\psi$  production by a factor of 2 [31]. The NLO corrections to  $J/\psi$  production via S-wave color octet (CO) states ( $^1S_0^{[8]}, ^3S_1^{[8]}$ ) are found to be small Ref. [32].

To fit the remaining 2 parameters of  $J/\psi$  we use the combined fit for the following datasets of prompt  $J/\psi$  yields

- (i) CMS results at  $\sqrt{s} = 7$  TeV [57, 58].

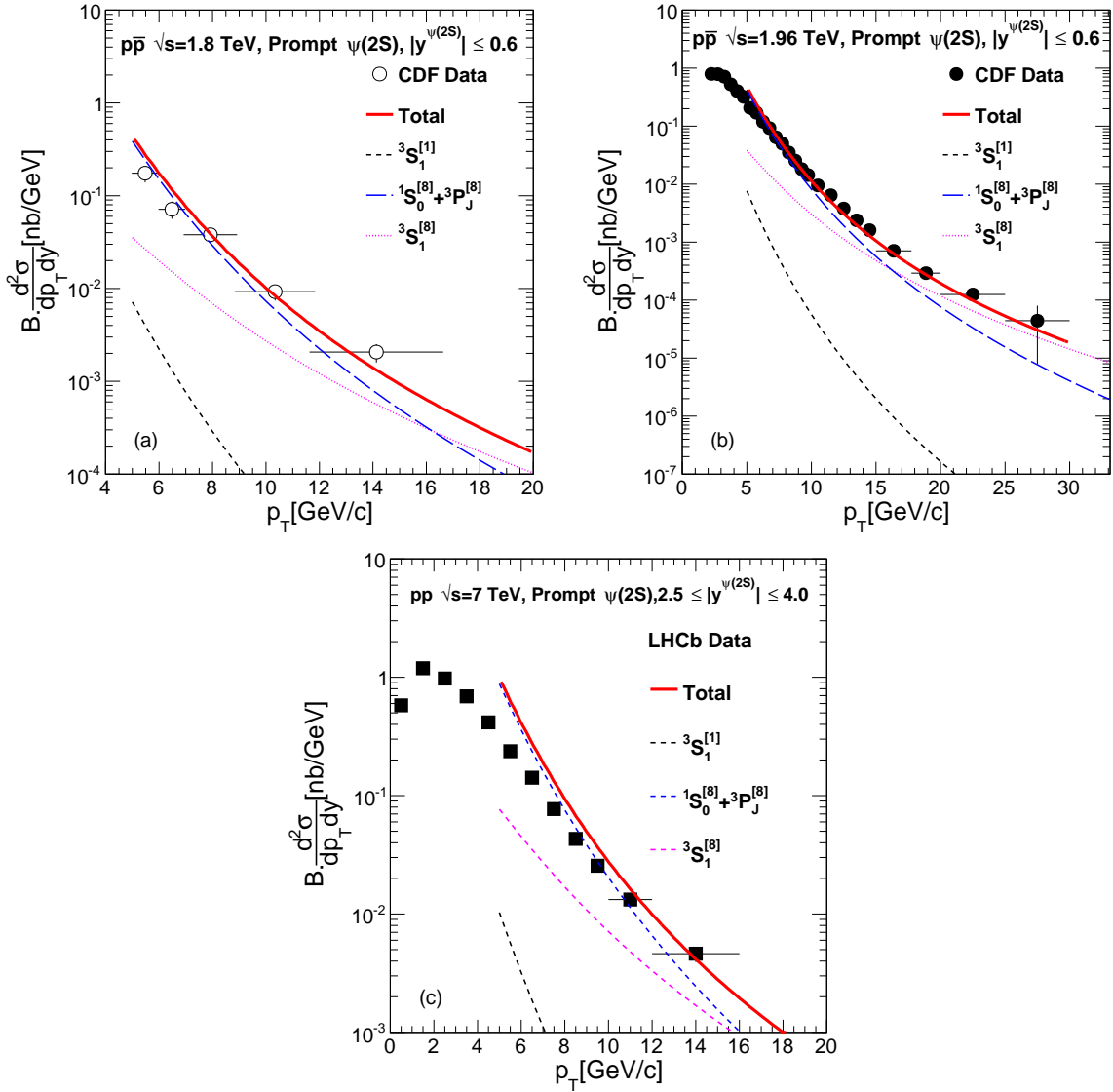


Figure 4: (Color online) The NRQCD calculations of production cross section of  $\psi(2S)$  in  $p+\bar{p}$  and  $p+p$  collisions as a function of transverse momentum compared with the measured data (a) CDF data at  $\sqrt{s} = 1.8$  TeV [55], (b) CDF data at  $\sqrt{s} = 1.96$  TeV [56] and (c) LHCb data at  $\sqrt{s} = 7$  TeV [62]. The LDMEs are obtained by a combined fit of the Tevatron and LHC data.

- (ii) ATLAS results at  $\sqrt{S} = 7$  and 8 TeV [60].
- (iii) CDF results at  $\sqrt{S} = 1.8$  TeV [55].
- (iv) CDF results at  $\sqrt{S} = 1.96$  TeV [56].
- (v) LHCb results at  $\sqrt{S} = 7$  TeV [63].
- (vi) LHCb results at  $\sqrt{S} = 13$  TeV [64].

Figure 5 shows the NRQCD calculations of production cross section of  $J/\psi$  in  $p+p$  collisions as a function of transverse momentum compared with the measured data at

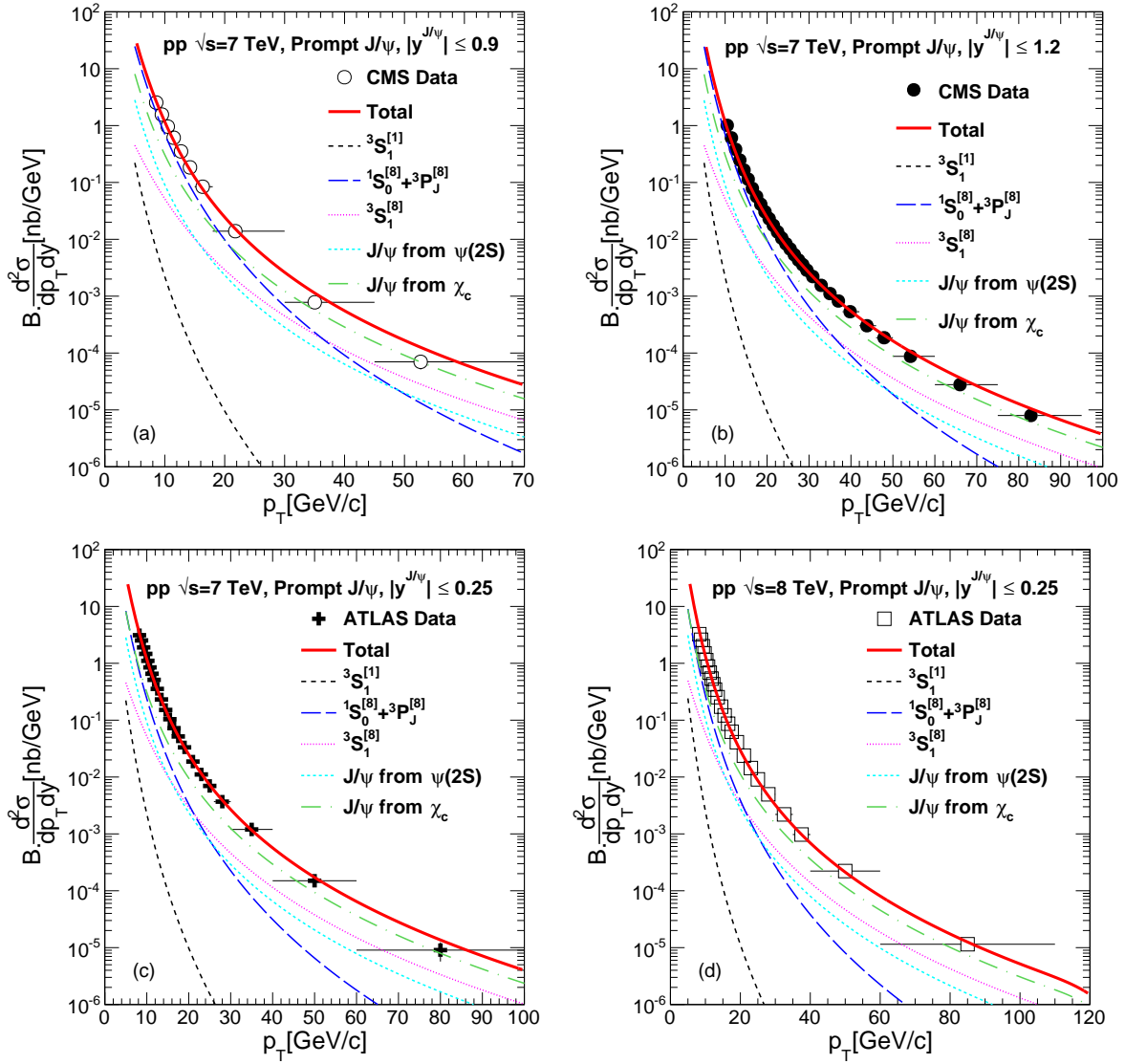


Figure 5: (Color online) The NRQCD calculations of production cross section of  $J/\psi$  in p+p collisions as a function of transverse momentum compared with the measured data at LHC (a) CMS data at  $\sqrt{s} = 7$  TeV [57] (b) CMS data at  $\sqrt{s} = 7$  TeV [58] (c) ATLAS data at  $\sqrt{s} = 7$  TeV and (d) ATLAS data at  $\sqrt{s} = 8$  TeV [60]. The LDMEs are obtained by a combined fit of the LHC and Tevatron data.

LHC in panels (a) CMS data at  $\sqrt{s} = 7$  TeV [57] and (b) CMS data at  $\sqrt{s} = 7$  TeV [58] (c) ATLAS data at  $\sqrt{s} = 7$  TeV and (d) ATLAS data at  $\sqrt{s} = 8$  TeV [60]. Figure 6 shows the NRQCD calculations of production cross section of  $J/\psi$  in p+ $\bar{p}$  collisions as compared with the measured data at Tevatron in panels (a) CDF data at  $\sqrt{s} = 1.8$  TeV [55] and (b) CDF data at  $\sqrt{s} = 1.96$  TeV [56]. Figure 7 shows the NRQCD calculations of production cross section of  $J/\psi$  in p+p collisions compared with the forward rapidity data measured at LHC in panels (a) LHCb data at  $\sqrt{s} = 7$  TeV [63] and (b) LHCb data at  $\sqrt{s} = 13$  TeV [64]. We obtain following values of  $J/\psi$  color-octet

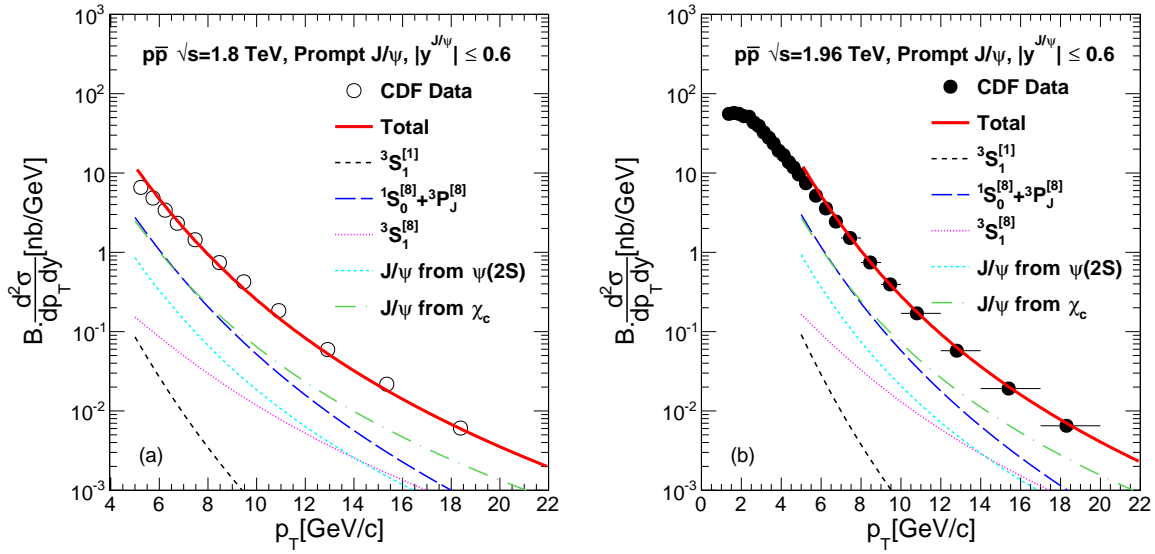


Figure 6: (Color online) The NRQCD calculations of production cross section of  $J/\psi$  in  $p+\bar{p}$  collisions as a function of transverse momentum compared with the measured data at Tevatron (a) CDF data at  $\sqrt{s} = 1.8$  TeV [55] and (b) CDF data at  $\sqrt{s} = 1.96$  TeV [56]. The LDMEs are obtained by a combined fit of the LHC and Tevatron data.

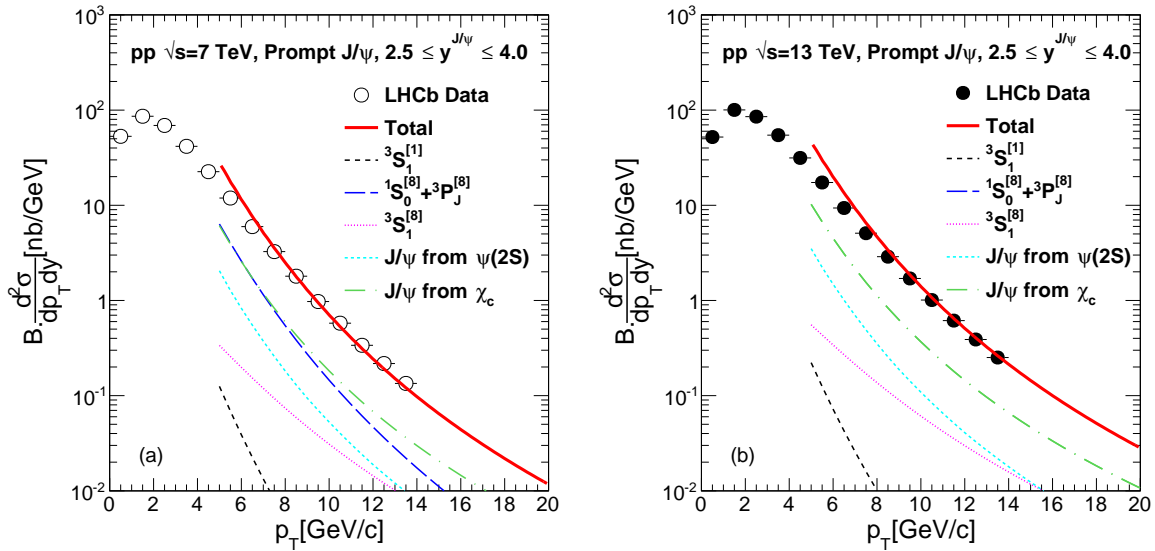


Figure 7: (Color online) The NRQCD calculations of production cross section of  $J/\psi$  in  $p+p$  collisions as a function of transverse momentum compared with the measured data at LHC (a) LHCb data at  $\sqrt{s} = 7$  TeV [63] and (b) LHCb data at  $\sqrt{s} = 13$  TeV [64]. The LDMEs are obtained by a combined fit of the LHC and Tevatron data.

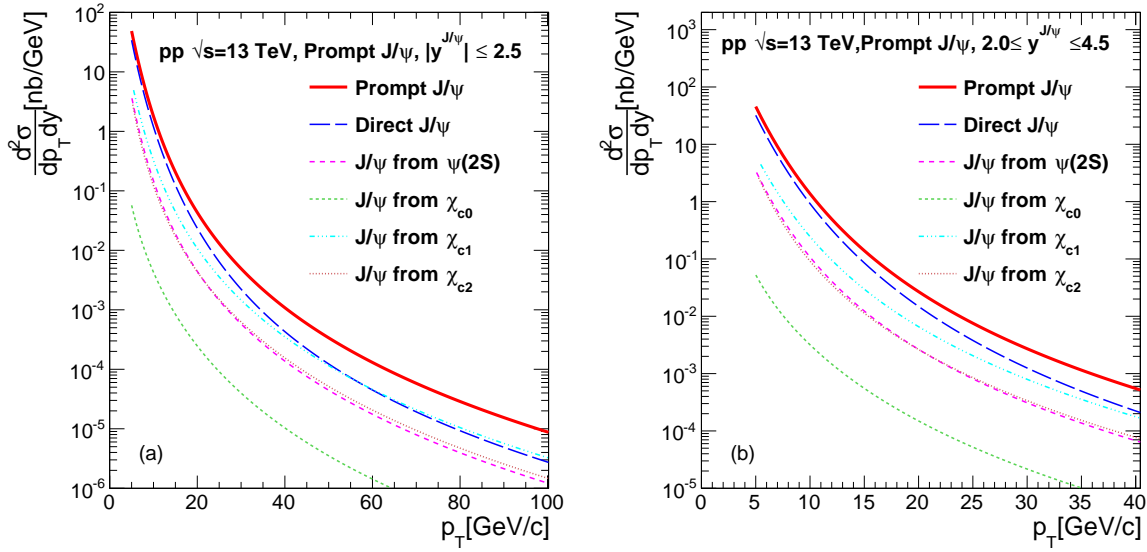


Figure 8: (Color online) The NRQCD calculations of production cross section of  $J/\psi$  in p+p collisions as a function of transverse momentum at  $\sqrt{s} = 13$  TeV. The calculations are shown in the kinematic bins relevant to (a) CMS, ATLAS and (b) ALICE, LHCb detectors at LHC. For the  $J/\psi$  meson all the relevant contributions from higher mass states are also shown.

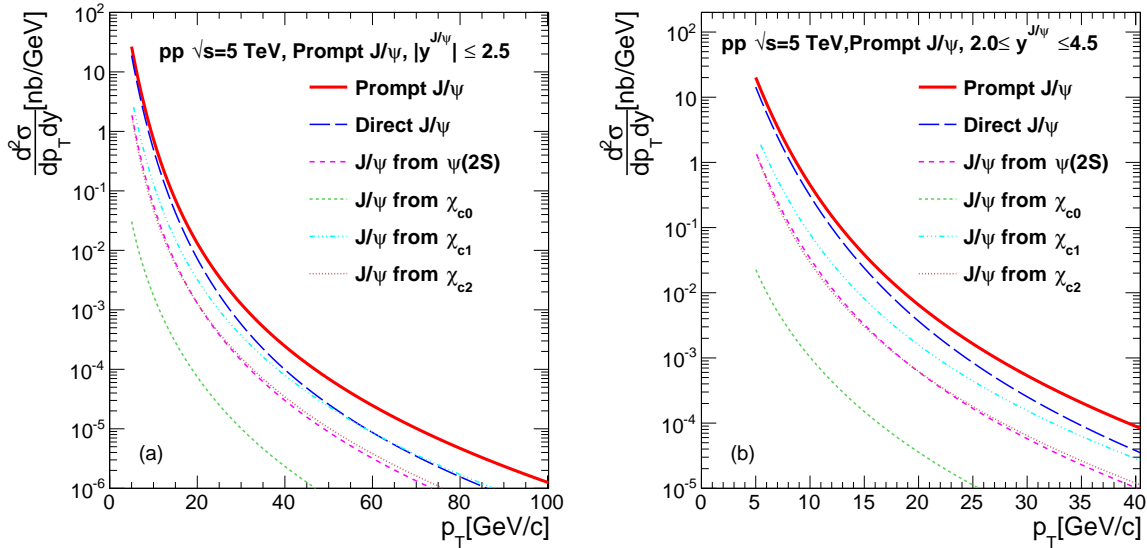


Figure 9: (Color online) The NRQCD calculations of production cross section of  $J/\psi$  in p+p collisions as a function of transverse momentum at  $\sqrt{s} = 5$  TeV. The calculations are shown in the kinematic bins relevant to (a) CMS, ATLAS and (b) ALICE, LHCb detectors at LHC. For the  $J/\psi$  meson all the relevant contributions from higher mass states are also shown.

matrix elements by a combined fit of the Tevatron and the LHC data

$$\begin{aligned}
M_L(c\bar{c}([{}^3S_1]_8) \rightarrow J/\psi) &= (0.00206 \pm 0.00014 \pm 0.00001) \text{ GeV}^3 \\
M_L(Q\bar{Q}([{}^1S_0]_8, [{}^3P_0]_8) \rightarrow J/\psi) &= (0.06384 \pm 0.00106 \pm 0.00062) \text{ GeV}^3 \quad (15)
\end{aligned}$$

with a  $\chi^2/dof = 2.76$ .

Table 2: Comparison of  $\chi_{c0}$  LDMEs. The short distance calculations are at LO except Ref. [75](NLO).

Ref.	PDF	$m_c$ (GeV)	$M_L(c\bar{c}([{}^3P_0]_1) \rightarrow \chi_{c0})$ (GeV <sup>5</sup> )	$M_L(c\bar{c}([{}^3S_1]_8) \rightarrow \chi_{c0})$ (GeV <sup>3</sup> )
ours	CTEQ6M	1.6	$0.054m_c^2$	$0.01112 \pm 0.00068$
[69]	MRS0	1.48	--	$0.0098 \pm 0.0013$
[29]	MRST98LO	1.5	$0.089 \pm 0.013$	$0.0023 \pm 0.0003$
[29]	CTEQ5L	1.5	$0.091 \pm 0.013$	$0.0019 \pm 0.0002$
[30]	MSTW08LO	1.4	$0.054m_c^2$	$0.00187 \pm 0.00025$
[75](LO)	CTEQ6L	1.5	--	$0.00031 \pm 0.00009$
[75](NLO)	CTEQ6M	1.5	--	$0.0021 \pm 0.00004$

Table 3: Comparison of  $\psi(2S)$  LDMEs. The short distance calculations are at LO.

Ref.	PDF	$m_c$ (GeV)	$M_L(c\bar{c}([{}^3S_1]_1) \rightarrow \psi(2S))$ (GeV <sup>3</sup> )	$M_L(c\bar{c}([{}^3S_1]_8) \rightarrow \psi(2S))$ (GeV <sup>3</sup> )	$M_L(c\bar{c}([{}^1S_0]_8, [{}^3P_0]_8) \rightarrow \psi(2S))$ (GeV <sup>3</sup> )
ours	CTEQ6M	1.6	0.76	$0.00362 \pm 0.00006$	$0.02280 \pm 0.00028$
[69]	MRS0	1.48	--	$0.0046 \pm 0.0010$	$0.0059 \pm 0.0019$
[29]	MRST98LO	1.5	$0.65 \pm 0.6$	$0.0042 \pm 0.0010$	$0.0037 \pm 0.0014$
[29]	CTEQ5L	1.5	$0.67 \pm 0.7$	$0.0037 \pm 0.0090$	$0.0022 \pm 0.001$
[30]	MSTW08LO	1.4	0.76	$0.0033 \pm 0.00021$	$0.01067 \pm 0.0009$
[28]	CTEQ4L	1.5	--	$0.0044 \pm 0.0008$	$0.00514 \pm 0.0016$
[28]	GRV94LO	1.5	--	$0.0046 \pm 0.0008$	$0.00457 \pm 0.0014$
[28]	MRSR2	1.5	--	$0.0056 \pm 0.0011$	$0.01246 \pm 0.0027$

Table 2 shows  $\chi_{c0}$  LDMEs extracted in present analysis along with the results from other analysis. The value of charm quark mass as well as the PDFs used in the calculations are also shown in the table. The short distance calculations are at LO except the last row in the table. We have made major extension in fitting the  $\chi_c$  LDME. All the earlier calculations [69, 29, 30] use only CDF data to fit the  $\chi_c$  LDME. We use CDF data [53] along-with the data from LHC [61, 59, 65] to constrain the CO LDME of  $\chi_c$ .

Table 4: Comparison of  $J/\psi$  LDMEs. The short distance calculations are at LO except Ref. [39].

Ref.	PDF	$m_c$ (GeV)	$M_L(c\bar{c}([{}^3S_1]_1 \rightarrow J/\psi))$ (GeV <sup>3</sup> )	$M_L(c\bar{c}([{}^3S_1]_8 \rightarrow J/\psi))$ (GeV <sup>3</sup> )	$M_L(c\bar{c}([{}^1S_0]_8, [{}^3P_0]_8) \rightarrow J/\psi)$ (GeV <sup>3</sup> )
ours	CTEQ6M	1.6	1.2	$0.00206 \pm 0.00014$	$0.06384 \pm 0.00106$
[69]	MRSD0	1.48	--	$0.0066 \pm 0.0021$	$0.0220 \pm 0.050$
[29]	MRST98LO	1.5	$1.3 \pm 0.1$	$0.0044 \pm 0.0007$	$0.026 \pm 0.0026$
[29]	CTEQ5L	1.5	$1.4 \pm 0.1$	$0.0039 \pm 0.0007$	$0.0194 \pm 0.0021$
[30]	MSTW08LO	1.4	1.2	$0.0013 \pm 0.0013$	$0.0239 \pm 0.0115$
[28]	CTEQ4L	1.5	--	$0.0106 \pm 0.0014$	$0.0125 \pm 0.0032$
[28]	GRV94LO	1.5	--	$0.0112 \pm 0.0014$	$0.0114 \pm 0.0032$
[28]	MRSR2	1.5	--	$0.0140 \pm 0.0022$	$0.0311 \pm 0.0059$
[39]	CTEQ6M	1.5	1.32	$0.00312 \pm 0.00093$	$0.00962 \pm 0.0008$

The new high energy LHC data require larger value of  $(M_L(c\bar{c}([{}^3S_1]_8) \rightarrow \chi_{c0}))$  to fit the data.

Table 3 shows  $\psi(2S)$  LDMEs extracted in present analysis along with the results from other works. All the calculations are at LO in  $\alpha_s$ . The calculations in Ref. [69, 29, 28] use only CDF data to fit the LDMEs while the Ref. [30] uses CDF and LHC data at mid-rapidity. In our analysis we use data from CDF [55, 56] and LHC data in mid rapidity [57, 58, 60] as well as LHC data in forward rapidity [62], both the datasets covering a much wider  $p_T$  range. Our value of matrix element  $M_L(c\bar{c}([{}^3S_1]_8 \rightarrow \psi(2S)))$  is similar with other analysis. The value of linear-combination,  $M_L(c\bar{c}([{}^1S_0]_8, [{}^3P_0]_8) \rightarrow \psi(2S))$ , varies significantly from 0.0022 to 0.01246 between different analysis. As it can be seen from Table 3, the high energy LHC data require larger value of  $M_L(c\bar{c}([{}^1S_0]_8, [{}^3P_0]_8) \rightarrow \psi(2S))$ .

Table 4 shows  $J/\psi$  LDMEs extracted in present analysis along with the results from other works. All the calculations except Ref. [39] are at LO in  $\alpha_s$ . The calculations in Ref. [69, 29, 28] use only CDF data to fit the LDMEs while Ref. [30] uses CDF, RHIC and LHC data at mid-rapidity. In our analysis, we use data from CDF [55, 56] and LHC data in mid rapidity [57, 58, 60] as well as LHC data in forward rapidity [63, 64], both the datasets covering a much wider  $p_T$  range. The value of the matrix element  $M_L(c\bar{c}([{}^3S_1]_8 \rightarrow J/\psi))$  is different in different analysis. The large error present on  $M_L(c\bar{c}([{}^3S_1]_8 \rightarrow J/\psi))$  in Ref. [30] is significantly improved by our simultaneous fitting of several datasets. The value of linear-combination,  $M_L(c\bar{c}([{}^1S_0]_8, [{}^3P_0]_8) \rightarrow J/\psi)$ , varies significantly from 0.0114 to 0.06384 (our value) between different analysis at LO. The NLO analysis [39] does not fit the linear combination but fit both  $M_L(c\bar{c}([{}^1S_0]_8 \rightarrow J/\psi))$  and  $M_L(c\bar{c}([{}^3P_0]_8 \rightarrow J/\psi))$  LDMEs independently and their values are given as  $0.0450 \pm 0.0072$  and  $-0.0121 \pm 0.0035$  respectively. The value of  $M_L(c\bar{c}([{}^1S_0]_8, [{}^3P_0]_8) \rightarrow J/\psi)$  is very small for Ref. [39] because of the negative value of  $M_L(c\bar{c}([{}^3P_0]_8 \rightarrow J/\psi))$ .



We use our newly constrained CO LDMEs shown in equation 15 to predict the  $J/\psi$  cross-section at 13 TeV and 5 TeV for the kinematical bins relevant to LHC detectors. Figure 8 shows the NRQCD calculations of production cross section of  $J/\psi$  in p+p collisions as a function of transverse momentum at  $\sqrt{s} = 13$  TeV. Figure 9 is same as Fig. 8 but at  $\sqrt{s} = 5$  TeV. Both the figures give calculations in the kinematic bins relevant for (a) CMS, ATLAS and (b) ALICE, LHCb detectors at LHC. For the  $J/\psi$  meson all the relevant contributions from higher mass states are also shown.

#### 4. Summary

We have presented NRQCD calculations for the differential production cross sections of prompt  $J/\psi$  and prompt  $\psi(2S)$  in p+p collisions. For the  $J/\psi$  meson, all the relevant contributions from higher mass states are estimated. Measured transverse momentum distributions of  $\psi(2S)$ ,  $\chi_c$  and  $J/\psi$  in p +  $\bar{p}$  collisions at  $\sqrt{s} = 1.8, 1.96$  TeV and in p+p collisions at 7, 8 and 13 TeV are used to constrain LDMEs. The calculations for prompt  $J/\psi$  and prompt  $\psi(2S)$  are compared with the measured data at Tevatron and LHC. The formalism provides very good description of the data in wide energy range. The values of LDMEs are used to predict the charmonia cross sections in p+p collisions at 13 and 5 TeV in kinematic bins relevant for LHC detectors. We compare the LDMEs for charmonia obtained in this analysis with the results from earlier works. At high  $p_T$ , the color singlet contribution is very small and thus the LHC data in large  $p_T$  range help to constrain the relative contributions of different colour octet contributions. The high energy LHC data require a smaller value of the LDME  $M_L(c\bar{c}([{}^3S_1]_8 \rightarrow \psi))$  and a larger value for the combination  $M_L(c\bar{c}([{}^1S_0]_8, [{}^3P_0]_8) \rightarrow \psi)$  of LDMEs. In summary, we present a comprehensive lowest-order analysis of hadroproduction data, including very recent LHC data. The values of fitted LDMEs will be useful for predictions of quarkonia cross section and for the purpose of a comparison with those obtained using NLO formulations.

#### Acknowledgement

We acknowledge the fruitful discussions on this topic with Rishi Sharma.

#### References

- [1] J. E. Augustin *et al.* [SLAC-SP-017 Collaboration], “Discovery of a Narrow Resonance in e+ e- Annihilation,” *Phys. Rev. Lett.* **33**, 1406 (1974) [*Adv. Exp. Phys.* **5**, 141 (1976)].
- [2] J. J. Aubert *et al.* [E598 Collaboration], “Experimental Observation of a Heavy Particle J,” *Phys. Rev. Lett.* **33**, 1404 (1974).
- [3] P. Braun-Munzinger, V. Koch, T. Schfer and J. Stachel, “Properties of hot and dense matter from relativistic heavy ion collisions,” *Phys. Rept.* **621**, 76 (2016), [arXiv:1510.00442 [nucl-th]].
- [4] V. Kumar, P. Shukla and R. Vogt, “Quarkonia suppression in PbPb collisions at  $\sqrt{s_{NN}} = 2.76$  TeV,” *Phys. Rev. C* **92**, 024908 (2015).

- [5] A. Mocsy, P. Petreczky and M. Strickland, “Quarkonia in the Quark Gluon Plasma,” *Int. J. Mod. Phys. A* **28**, 1340012 (2013), [arXiv:1302.2180 [hep-ph]].
- [6] S. Chatrchyan *et al.* [CMS Collaboration], “Observation of sequential Upsilon suppression in PbPb collisions,” *Phys. Rev. Lett.* **109**, 222301 (2012).
- [7] V. Khachatryan *et al.* [CMS Collaboration], “Measurement of Prompt  $\psi(2S) \rightarrow J/\psi$  Yield Ratios in Pb-Pb and  $p-p$  Collisions at  $\sqrt{s_{NN}} = 2.76\text{TeV}$ ,” *Phys. Rev. Lett.* **113**, no. 26, 262301 (2014).
- [8] V. Khachatryan *et al.* [CMS Collaboration], “Suppression and azimuthal anisotropy of prompt and nonprompt  $J/\psi$  production in PbPb collisions at  $\sqrt{s_{NN}} = 2.76\text{ TeV}$ ,” *Eur. Phys. J. C*, [arXiv:1610.00613 [nucl-ex]].
- [9] A. M. Sirunyan *et al.* [CMS Collaboration], “Relative modification of prompt  $\psi(2S)$  and  $J/\psi$  yields from pp to PbPb collisions at  $\sqrt{s_{NN}} = 5.02\text{ TeV}$ ,” [*Phys. Rev. Lett.* **118**, 162301 (2017)], [arXiv:1611.01438 [nucl-ex]].
- [10] V. Khachatryan *et al.* [CMS Collaboration], “Suppression of  $\Upsilon(1S)$ ,  $\Upsilon(2S)$  and  $\Upsilon(3S)$  production in PbPb collisions at  $\sqrt{s_{NN}} = 2.76\text{ TeV}$ ,” *Phys.Lett.B*, [arXiv:1611.01510 [nucl-ex]].
- [11] B. B. Abelev *et al.* [ALICE Collaboration], “Centrality, rapidity and transverse momentum dependence of  $J/\psi$  suppression in Pb-Pb collisions at  $\sqrt{s_{NN}}=2.76\text{ TeV}$ ,” *Phys. Lett. B* **734**, 314 (2014), [arXiv:1311.0214 [nucl-ex]].
- [12] P. Nason, S. Dawson and R. K. Ellis, “The Total Cross-Section For The Production Of Heavy Quarks In Hadronic Collisions,” *Nucl. Phys. B* **303**, 607 (1988).
- [13] P. Nason, S. Dawson and R. K. Ellis, “The One Particle Inclusive Differential Cross-Section For Heavy Quark Production In Hadronic Collisions,” *Nucl. Phys. B* **327**, 49 (1989). [Erratum-ibid. *B* **335**, 260 (1990)].
- [14] G. T. Bodwin, E. Braaten, and G. P. Lepage, “Rigorous QCD analysis of inclusive annihilation and production of heavy quarkonium,” *Phys. Rev. D* **51** 1125 (1995), [Erratum-ibid. *D* **55** 5853 (1997)].
- [15] N. Brambilla *et al.*, “Heavy quarkonium: progress, puzzles, and opportunities,” *Eur. Phys. J. C* **71**, 1534 (2011).
- [16] N. Brambilla *et al.*, “QCD and Strongly Coupled Gauge Theories: Challenges and Perspectives,” *Eur. Phys. J. C* **74**, no. 10, 2981 (2014).
- [17] M. B. Einhorn and S. D. Ellis, “Hadronic Production Of The New Resonances: Probing Gluon Distributions,” *Phys. Rev. D* **12** 2007 (1975).
- [18] S. D. Ellis, M. B. Einhorn, and C. Quigg, “Comment On Hadronic Production Of Psions,” *Phys. Rev. Lett.* **36** 1263 (1976).
- [19] C. E. Carlson and R. Suaya, “Hadronic Production Of  $J/\psi$  Mesons,” *Phys. Rev. D* **14** 3115 (1976).
- [20] E. L. Berger and D. L. Jones, “Inelastic Photoproduction of  $J/\psi$  and Upsilon by Gluons,” *Phys. Rev. D* **23**, 1521 (1981).
- [21] G. A. Schuler, “Quarkonium production and decays,” [arXiv:hep-ph/9403387].
- [22] P. Artoisenet, J. P. Lansberg, and F. Maltoni, “Hadroproduction of  $J/\psi$  and  $\nu$  in association with a heavy-quark pair,” *Phys. Lett. B* **653** 60 (2007).
- [23] J. M. Campbell, F. Maltoni, and F. Tramontano, “QCD corrections to  $J/\psi$  and  $\Upsilon$  production at hadron colliders,” *Phys. Rev. Lett.* **98** 252002 (2007).
- [24] P. Artoisenet, J. M. Campbell, J. P. Lansberg, F. Maltoni, and F. Tramontano, “ $\Upsilon$  Production at Fermilab Tevatron and LHC Energies,” *Phys. Rev. Lett.* **101** 152001 (2008).
- [25] H. Fritzsch, “Producing Heavy Quark Flavors in Hadronic Collisions: A Test of Quantum Chromodynamics,” *Phys. Lett. B* **67**, 217 (1977).
- [26] J. F. Amundson, O. J. P. Eboli, E. M. Gregores and F. Halzen, “Colorless states in perturbative QCD: Charmonium and rapidity gaps,” *Phys. Lett. B* **372**, 127 (1996).
- [27] J. F. Amundson, O. J. P. Eboli, E. M. Gregores and F. Halzen, “Quantitative tests of color evaporation: Charmonium production,” *Phys. Lett. B* **390**, 323 (1997).
- [28] M. Beneke and M. Kramer, 1, “Direct  $J/\psi$  and  $\psi'$  polarization and cross-sections at the Tevatron,”

- Phys. Rev. D **55**, 5269 (1997), [hep-ph/9611218].
- [29] E. Braaten, B. A. Kniehl and J. Lee, “Polarization of prompt  $J/\psi$  at the Tevatron,” Phys. Rev. D **62**, 094005 (2000), [hep-ph/9911436].
- [30] R. Sharma and I. Vitev, “High transverse momentum quarkonium production and dissociation in heavy ion collisions,” Phys. Rev. C **87**, no. 4, 044905 (2013).
- [31] B. Gong and J. X. Wang, “Next-to-leading-order QCD corrections to  $J/\psi$  polarization at Tevatron and Large-Hadron-Collider energies,” Phys. Rev. Lett. **100**, 232001 (2008).
- [32] B. Gong, X. Q. Li and J. X. Wang, “QCD corrections to  $J/\psi$  production via color octet states at Tevatron and LHC,” Phys. Lett. B **673**, 197 (2009), [Phys. Lett. **693**, 612 (2010)].
- [33] Y. Q. Ma, K. Wang and K. T. Chao, “QCD radiative corrections to  $\chi_{cJ}$  production at hadron colliders,” Phys. Rev. D **83**, 111503 (2011).
- [34] M. Butenschoen and B. A. Kniehl, “J/psi polarization at Tevatron and LHC: Nonrelativistic-QCD factorization at the crossroads,” Phys. Rev. Lett. **108**, 172002 (2012).
- [35] M. Butenschoen and B. A. Kniehl, “Next-to-leading-order tests of NRQCD factorization with  $J/\psi$  yield and polarization,” Mod. Phys. Lett. A **28**, 1350027 (2013), [arXiv:1212.2037 [hep-ph]].
- [36] K. T. Chao, Y. Q. Ma, H. S. Shao, K. Wang and Y. J. Zhang, “ $J/\psi$  Polarization at Hadron Colliders in Nonrelativistic QCD,” Phys. Rev. Lett. **108**, 242004 (2012).
- [37] B. Gong, L. P. Wan, J. X. Wang and H. F. Zhang, “Polarization for Prompt  $J/\psi$  and  $\psi(2S)$  Production at the Tevatron and LHC,” Phys. Rev. Lett. **110**, 042002 (2013).
- [38] A. Abulencia *et al.* [CDF Collaboration], “Polarization of  $J/\psi$  and  $\psi_{2S}$  mesons produced in  $p\bar{p}$  collisions at  $\sqrt{s} = 1.96$ -TeV,” Phys. Rev. Lett. **99**, 132001 (2007), [arXiv:0704.0638 [hep-ex]].
- [39] M. Butenschoen and B. A. Kniehl, “Reconciling  $J/\psi$  production at HERA, RHIC, Tevatron, and LHC with NRQCD factorization at next-to-leading order,” Phys. Rev. Lett. **106**, 022003 (2011).
- [40] M. Butenschoen and B. A. Kniehl, “World data of  $J/\psi$  production consolidate NRQCD factorization at NLO,” Phys. Rev. D **84**, 051501 (2011), [arXiv:1105.0820 [hep-ph]].
- [41] Y. Q. Ma, K. Wang and K. T. Chao, “ $J/\psi(\psi')$  production at the Tevatron and LHC at  $\mathcal{O}(\alpha_s^4 v^4)$  in nonrelativistic QCD,” Phys. Rev. Lett. **106**, 042002 (2011).
- [42] H. S. Shao, H. Han, Y. Q. Ma, C. Meng, Y. J. Zhang and K. T. Chao, “Yields and polarizations of prompt  $J/\psi$  and  $\psi(2S)$  production in hadronic collisions,” JHEP **1505**, 103 (2015).
- [43] R. Aaij *et al.* [LHCb Collaboration], “Measurement of the  $\eta_c(1S)$  production cross-section in proton-proton collisions via the decay  $\eta_c(1S) \rightarrow p\bar{p}$ ,” Eur. Phys. J. C **75**, no. 7, 311 (2015), [arXiv:1409.3612 [hep-ex]].
- [44] M. Butenschoen, Z. G. He and B. A. Kniehl, “ $\eta_c$  production at the LHC challenges nonrelativistic-QCD factorization,” Phys. Rev. Lett. **114**, no. 9, 092004 (2015), [arXiv:1411.5287 [hep-ph]].
- [45] H. Han, Y. Q. Ma, C. Meng, H. S. Shao and K. T. Chao, “ $\eta_c$  production at LHC and indications on the understanding of  $J/\psi$  production,” Phys. Rev. Lett. **114**, no. 9, 092005 (2015), [arXiv:1411.7350 [hep-ph]].
- [46] H. F. Zhang, Z. Sun, W. L. Sang and R. Li, “Impact of  $\eta_c$  hadroproduction data on charmonium production and polarization within NRQCD framework,” Phys. Rev. Lett. **114**, 092006 (2015), [arXiv:1412.0508 [hep-ph]].
- [47] R. Aaij *et al.* [LHCb Collaboration], “Observation of  $J/\psi$  pair production in  $pp$  collisions at  $\sqrt{s} = 7$ TeV,” Phys. Lett. B **707**, 52 (2012), [arXiv:1109.0963 [hep-ex]].
- [48] V. Khachatryan *et al.* [CMS Collaboration], “Measurement of prompt  $J/\psi$  pair production in  $pp$  collisions at  $\sqrt{s} = 7$  TeV,” JHEP **1409**, 094 (2014), [arXiv:1406.0484 [hep-ex]].
- [49] M. Aaboud *et al.* [ATLAS Collaboration], “Measurement of the prompt  $J/\psi$  pair production cross-section in  $pp$  collisions at  $\sqrt{s} = 8$  TeV with the ATLAS detector,” Eur. Phys. J. C **77**, no. 2, 76 (2017), [arXiv:1612.02950 [hep-ex]].
- [50] R. Aaij *et al.* [LHCb Collaboration], “Measurement of the  $J/\psi$  pair production cross-section in  $pp$  collisions at  $\sqrt{s} = 13$  TeV,” arXiv:1612.07451 [hep-ex].
- [51] Z. G. He and B. A. Kniehl, “Complete Nonrelativistic-QCD Prediction for Prompt Double  $J/\psi$

- Hadroproduction,” *Phys. Rev. Lett.* **115**, 022002 (2015), [arXiv:1609.02786 [hep-ph]].
- [52] L. P. Sun, H. Han and K. T. Chao, “Impact of  $J/\psi$  pair production at the LHC and predictions in nonrelativistic QCD,” *Phys. Rev. D* **94**, 074033 (2016), [arXiv:1404.4042 [hep-ph]].
- [53] F. Abe *et al.* [CDF Collaboration], “Production of  $J/\psi$  mesons from  $\chi_c$  meson decays in  $p\bar{p}$  collisions at  $\sqrt{s} = 1.8$  TeV,” *Phys. Rev. Lett.* **79**, 578 (1997).
- [54] A. Abulencia *et al.* [CDF Collaboration], “Measurement of  $\sigma_{\chi_{c2}}\mathcal{B}(\chi_{c2} \rightarrow J/\psi\gamma)/\sigma_{\chi_{c1}}\mathcal{B}(\chi_{c1} \rightarrow J/\psi\gamma)$  in  $p\bar{p}$  collisions at  $\sqrt{s} = 1.96$ -TeV,” *Phys. Rev. Lett.* **98**, 232001 (2007), [hep-ex/0703028 [HEP-EX]].
- [55] F. Abe *et al.* [CDF Collaboration], “ $J/\psi$  and  $\psi(2S)$  production in  $p\bar{p}$  collisions at  $\sqrt{s} = 1.8$  TeV,” *Phys. Rev. Lett.* **79**, 572 (1997).
- [56] D. Acosta *et al.* [CDF Collaboration], “Measurement of the  $J/\psi$  meson and  $b$ -hadron production cross sections in  $p\bar{p}$  collisions at  $\sqrt{s} = 1960$  GeV,” *Phys. Rev. D* **71**, 032001 (2005).
- [57] S. Chatrchyan *et al.* [CMS Collaboration], “ $J/\psi$  and  $\psi_{2S}$  production in  $pp$  collisions at  $\sqrt{s} = 7$  TeV,” *JHEP* **1202**, 011 (2012).
- [58] V. Khachatryan *et al.* [CMS Collaboration], “Measurement of  $J/\psi$  and  $\psi(2S)$  Prompt Double-Differential Cross Sections in  $pp$  Collisions at  $\sqrt{s}=7$ TeV,” *Phys. Rev. Lett.* **114**, no. 19, 191802 (2015).
- [59] S. Chatrchyan *et al.* [CMS Collaboration], “Measurement of the relative prompt production rate of  $\chi_{c2}$  and  $\chi_{c1}$  in  $pp$  collisions at  $\sqrt{s} = 7$  TeV,” *Eur. Phys. J. C* **72**, 2251 (2012), [arXiv:1210.0875 [hep-ex]].
- [60] G. Aad *et al.* [ATLAS Collaboration], “Measurement of the differential cross-sections of prompt and non-prompt production of  $J/\psi$  and  $\psi(2S)$  in  $pp$  collisions at  $\sqrt{s} = 7$  and 8 TeV with the ATLAS detector,” arXiv:1512.03657 [hep-ex].
- [61] G. Aad *et al.* [ATLAS Collaboration], “Measurement of  $\chi_{c1}$  and  $\chi_{c2}$  production with  $\sqrt{s} = 7$  TeV  $pp$  collisions at ATLAS,” *JHEP* **1407**, 154 (2014), [arXiv:1404.7035 [hep-ex]].
- [62] R. Aaij *et al.* [LHCb Collaboration], “Measurement of  $\psi(2S)$  meson production in  $pp$  collisions at  $\sqrt{s}=7$  TeV,” *Eur. Phys. J. C* **72**, 2100 (2012).
- [63] R. Aaij *et al.* [LHCb Collaboration], “Measurement of  $J/\psi$  production in  $pp$  collisions at  $\sqrt{s} = 7$  TeV,” *Eur. Phys. J. C* **71**, 1645 (2011).
- [64] R. Aaij *et al.* [LHCb Collaboration], “Measurement of forward  $J/\psi$  production cross-sections in  $pp$  collisions at  $\sqrt{s} = 13$  TeV,” *JHEP* **1510**, 172 (2015).
- [65] R. Aaij *et al.* [LHCb Collaboration], “Measurement of the relative rate of prompt  $\chi_{c0}$ ,  $\chi_{c1}$  and  $\chi_{c2}$  production at  $\sqrt{s} = 7$ TeV,” *JHEP* **1310**, 115 (2013), [arXiv:1307.4285 [hep-ex]].
- [66] R. Baier and R. Ruckl, “Hadronic Collisions: A Quarkonium Factory,” *Z. Phys. C* **19**, 251 (1983).
- [67] B. Humpert, “Narrow Heavy Resonance Production By Gluons,” *Phys. Lett. B* **184**, 105 (1987).
- [68] R. Gastmans, W. Troost and T. T. Wu, “Production of Heavy Quarkonia From Gluons,” *Nucl. Phys. B* **291**, 731 (1987).
- [69] P. L. Cho and A. K. Leibovich, “Color octet quarkonia production,” *Phys. Rev. D* **53**, 150 (1996).
- [70] P. L. Cho and A. K. Leibovich, “Color octet quarkonia production. 2.,” *Phys. Rev. D* **53**, 6203 (1996).
- [71] E. Braaten, S. Fleming and A. K. Leibovich, “NRQCD analysis of bottomonium production at the Tevatron,” *Phys. Rev. D* **63**, 094006 (2001).
- [72] H. L. Lai, M. Guzzi, J. Huston, Z. Li, P. M. Nadolsky, J. Pumplin and C.-P. Yuan, “New parton distributions for collider physics,” *Phys. Rev. D* **82**, 074024 (2010),
- [73] K. Nakamura *et al.* [Particle Data Group Collaboration], “Review of particle physics,” *J. Phys. G* **37**, 075021 (2010).
- [74] E. J. Eichten and C. Quigg, “Mesons with beauty and charm: Spectroscopy,” *Phys. Rev. D* **49**, 5845 (1994).
- [75] H. F. Zhang, L. Yu, S. X. Zhang and L. Jia, “Global analysis of the experimental data on  $\chi_c$  meson hadroproduction,” *Phys. Rev. D* **93**, no. 5, 054033 (2016) Addendum: [*Phys. Rev. D* **93**, no. 7, 079901 (2016)], [arXiv:1410.4032 [hep-ph]].