

Synchronization of two cavity-coupled qubits measured by entanglement

Tian-tian Huan,¹ Ri-gui Zhou,² and Hou Ian^{1,3,*}

¹*Institute of Applied Physics and Materials Engineering, University of Macau, Macau, China*

²*College of Information Engineering, Shanghai Maritime University, Shanghai 201306, China*

³*Zhuhai UM Science & Technology Research Institute, Zhuhai, Guangdong, China*

Some nonlinear radiations such as superfluorescence can be understood as cooperative effects between atoms. We regard the cooperative radiation as a manifested effect secondary to the intrinsic synchronization among the atoms and propose a time-resolved measure of synchronization on a cavity-coupled dual-qubit system using multipartite concurrence. Comparing the variation of the concurrence over time with that of an asynchronicity measure, we find that the synchronization between the qubits features a time delay characteristic to the initiation of superfluorescent pulses. The delay coincides with the duration for the qubits to establish cooperation and emit the collective radiation, after which the concurrence monotonically increases to a stationary value while the asynchronicity dives to a steady minimum. Furthermore, the establishment of synchronization is determined by the qubit-cavity coupling strength. Asynchronicity shows that synchronization is only possible when the coupling enters strong regime and sustains to a high level when the coupling becomes ultra-strong.

arXiv:1606.07209v2 [quant-ph] 2 Feb 2020

* houian@um.edu.mo

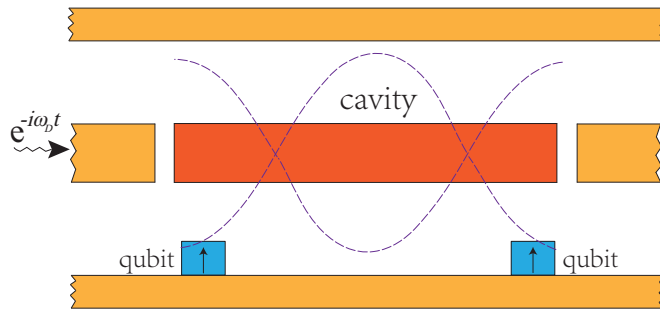


Figure 1. Illustration of the tripartite system: two superconducting qubits is coupled to the cavity field (indicated by the red strip), through which entanglement between the qubits are generated over time. The cavity field is driven by an incident field entered from the left.

I. INTRODUCTION

Centuries ago, Huygens studied the correlation among the motions of pendulums and discovered the synchronization pattern of these individual oscillators under the influence of a common oscillator they are coupled to [1]. How synchronizations arise in different situations has since remained a problem of interest [2]. In recent years, the study of the classical phenomenon has been revived under the quantum regime. Synchronization is observed between a pair of nanomechanical oscillators [3] and on the motions of the Cooper pairs among Josephson-insulated superconducting islands [4]. It is also ubiquitously predicted between a qubit and an oscillator [5], between a cavity field and an oscillator [6], between two oscillators [7], among a trapped group of cold atoms [8], and even between a quantum Van der Pol oscillator and an external drive [9].

Here we study the synchronization of two qubits coupled indirectly to each other through a cavity field, in specific relevance to the quantum optical phenomenon of superfluorescence [10]. This fluorescent effect embodies Dicke's formulation of superradiance [11], under which the radiation intensity of the emitted photons from an N -atom ensemble is proportional to N^2 , in the observable time domain. Superfluorescence theory shows that the emission of the N^2 -dependent superradiance exhibits a positive time delay [12, 13]. Experimentally recorded on hydrofluoric gas [14], cesium [15], and most recently rubidium vapor [16], this delay shows the necessity of a finite time duration which the atoms use to establish cooperation before the radiation is initiated [18].

Such a delay is also characteristic of synchronization: it takes finite time for the Huygens pendulums to undergo oscillations in-phase, which is also registered for quantum synchronization processes [17, 19]. We show in this paper that two cavity-coupled qubits would exhibit a time delay while undergoing a dynamic entangling process. Similar to the entanglement measures registered on other quantum systems [20–22], the tripartite qubit-cavity-qubit system studied here demonstrates characteristic time-dependent degrees of entanglement. Measured in both bipartite and tripartite concurrences [23–25] which is appropriate for the Hilbert space of the discrete-level system whose dimension satisfies the requirement to produce synchronization [26], the entanglement is shown universally to begin at a zero level and rise to a saturated value for a finite duration of time. The saturated entangled state is sustained thereafter, demonstrating the features of a synchronized state.

Concurrence is proved to be a good measure for static analysis of collective phenomena such as radiation [27, 28]. To verify the coincidence between the maximization of concurrence and the dynamic process of synchronization, we introduce a synchronization measure computed from the density matrix, which is modified from the synchronization measure introduced on the (x, p) -quadratures of quantum oscillators [29]. The transition point in time produced from the synchronization measures matches exactly the delay time found in the concurrence evolution, proving that the qubit-to-qubit synchronization is well registered in the entanglement. Moreover, since two-qubit systems on a superconducting circuit can produce superfluorescent pulses [30], the synchronization delay is associated with the initiation of superradiance, thereby establishing the dynamic correlation between entanglement and the atomic cooperation for collective phenomena.

II. RESULTS

A. The tripartite system

The derivation for the dynamics discussed above is modeled on a generic cavity quantum electrodynamic (QED) system where each qubit is coupled to the cavity through dipole-field interaction under the rotating wave approximation. The parameters adopted for the numerical analysis are sourced from the superconducting circuit implementation [31, 32] of the cavity QED system. Hence, the tripartite system can be illustrated from the model figure 1, where the cavity is indicated by the striped waveguide and the qubits are located at the anti-nodes of the cavity field to ensure maximum coupling.

The total system Hamiltonian $H = H_0 + H_{\text{int}} + H_{\text{ext}}$ is composed of three parts: the free Hamiltonian, the interactions among the system components, and the external driving, which reads, respectively, ($\hbar = 1$)

$$H_0 = \omega_c a^\dagger a + \Omega_L \sigma_{L,z} + \Omega_R \sigma_{R,z}, \quad (1)$$

$$H_{\text{int}} = \eta_L (a \sigma_{L,+} + a^\dagger \sigma_{L,-}) + \eta_R (a \sigma_{R,+} + a^\dagger \sigma_{R,-}), \quad (2)$$

$$H_{\text{ext}} = i \varepsilon_D (a^\dagger e^{-i\omega_D t} - a e^{i\omega_D t}). \quad (3)$$

In H_0 , ω_c denotes the frequency of the cavity mode and Ω_L (Ω_R) denotes the transition frequency of the left (right) qubit, associated with the Pauli matrix $\sigma_{L,z}$ ($\sigma_{R,z}$). In H_{int} , η_L (η_R) denotes the coupling strength to the left (right) qubit. In H_{ext} , the external driving field has frequency ω_D and driving strength ε_D .

The combined system of a cavity and two qubits has its bare states described by the tensor product state $\{|e_L\rangle, |g_L\rangle\} \otimes \{|n\rangle\} \otimes \{|e_R\rangle, |g_R\rangle\}$, where $|e_L\rangle$ ($|g_L\rangle$) denotes the excited (ground) state of the left (right) qubit; $|n\rangle$ denotes the Fock number states of the cavity mode; $|e_R\rangle$ ($|g_R\rangle$) denotes the excited (ground) state of the right qubit. To simplify the notation, we omit the subscripts L and R when writing the product states and let the first letter denote the state of the left qubit, the middle letter that of the cavity mode, and the last letter that of the right qubit (e.g. $|e, n, g\rangle = |e_L\rangle \otimes |n\rangle \otimes |g_R\rangle$).

The free Hamiltonian H_0 and the interaction Hamiltonian H_{int} constitute a closed subsystem, for which there exist dressed states that diagonalize $H_0 + H_{\text{int}}$. To find an analytical expression for the dressed states, we consider the sets of energy-conserving states $|e, n, g\rangle$, $|g, n+1, g\rangle$, and $|g, n, e\rangle$, which are resonant within single-photon processes, to contribute to a dressed state for each n . In other words, the state $|e, n, e\rangle$ which is resonant with $|g, n+2, g\rangle$ through a double-photon process is avoided. These single-photon resonant states form an invariant subspace, for which the closed Hamiltonian consists of 3×3 symmetric block matrices. Therefore, we have the eigen-equation

$$(H_0 + H_{\text{int}}) |u_k^{(n)}\rangle = E_k^{(n)} |u_k^{(n)}\rangle, \quad (4)$$

where the eigenvectors $|u_k^{(n)}\rangle$ denote the dressed states that diagonalize the $3n \times 3n$ matrix $H_0 + H_{\text{int}}$ and the eigenvalues $E_k^{(n)}$ denote the dressed-state energies in the diagonalized space. The index k enumerates $\{1, 2, 3\}$ to indicate the dressed levels within the n -th cluster.

Block-diagonalizing $H_0 + H_{\text{int}}$ for Eq. (4) results in a cubic equation of $E_k^{(n)}$ for each n , whose roots are

$$E_k^{(n)} = \frac{2}{3} \sqrt{\delta_n^2 + 3(\Delta^2 + \eta_L^2 + \eta_R^2)} \cos\left(\theta + \frac{2k\pi}{3}\right) + n\omega_c + \frac{\delta_n}{3}, \quad (5)$$

where the $\Delta = \Omega_L - \Omega_R$ denotes the left-right qubit detuning, $\delta = \omega_c - \Omega_L - \Omega_R$ is the detuning between the cavity and the two qubits, and the angle is defined as

$$\theta = \frac{1}{3} \cos^{-1} 2 (\delta^2 + 3\Delta^2 + 3(\eta_L^2 + \eta_R^2))^{-3/2} \left[2\delta^3 + 9\delta (\eta_L^2 + \eta_R^2) - 18\delta\Delta^2 + 27\Delta (\eta_L^2 - \eta_R^2) \right]. \quad (6)$$

The corresponding eigenvector reads

$$|u_k^{(n)}\rangle = \alpha_{L,k}^{(n)} |e, n, g\rangle + \alpha_{C,k}^{(n)} |g, n+1, g\rangle + \alpha_{R,k}^{(n)} |g, n, e\rangle, \quad (7)$$

where the transformation coefficients are

$$\alpha_{L,k}^{(n)} = -\eta_L (\Delta - n\omega_c + E_k^{(n)}) / Z_k^{(n)}, \quad (8)$$

$$\alpha_{C,k}^{(n)} = [\Delta^2 - (E_k^{(n)} - n\omega_c)^2] / Z_k^{(n)}, \quad (9)$$

$$\alpha_{R,k}^{(n)} = \eta_R (\Delta - E_k^{(n)} + n\omega_c) / Z_k^{(n)}, \quad (10)$$

with $Z_k^{(n)}$ being the normalization constant

$$Z_k^{(n)} = \left(\eta_L^2 [\Delta + E_k^{(n)} - n\omega_c]^2 + \eta_R^2 [\Delta - E_k^{(n)} + n\omega_c]^2 + [\Delta^2 - (E_k^{(n)} - n\omega_c)^2]^2 \right)^{1/2}. \quad (11)$$

The detailed derivation is given in the Methods section.

In the dressed space spanned by the basis vectors of Eq. (7), the closed Hamiltonian is written in the diagonalized form

$$H_0 + H_{\text{int}} = \sum_{n,k} E_k^{(n)} |u_k^{(n)}\rangle \langle u_k^{(n)}|, \quad (12)$$

while the annihilation operator

$$\begin{aligned} a &= \mathbb{I}_L \otimes a \otimes \mathbb{I}_R \\ &\approx \sum_n |g, n, e\rangle \langle g, n+1, e| + |e, n, g\rangle \langle e, n+1, g| + \sqrt{2} |g, n+1, g\rangle \langle g, n+2, g| \end{aligned} \quad (13)$$

under the single-photon processes is transformed to

$$a = \sum_{n,j,k} \left[\alpha_{L,j}^{(n)*} \alpha_{L,k}^{(n+1)} + \sqrt{2} \alpha_{C,j}^{(n)*} \alpha_{C,k}^{(n+1)} + \alpha_{R,j}^{(n)*} \alpha_{R,k}^{(n+1)} \right] |u_j^{(n)}\rangle \langle u_k^{(n+1)}| \quad (14)$$

where the indices j and k enumerate over the set $\{1, 2, 3\}$.

The permitted dressed level transitions induced by the external driving can be found by substituting Eq. (14) into Eq. (3). In the weak-energy limit where the transitions are confined to the lowest two clusters of states ($n = 0$ and $n = 1$), the total Hamiltonian is written as

$$\begin{aligned} H^{(0,1)} &= \sum_j \left[E_j^{(0)} |u_j^{(0)}\rangle \langle u_j^{(0)}| + E_j^{(1)} |u_j^{(1)}\rangle \langle u_j^{(1)}| \right] - \sum_{j,k} i\varepsilon_D e^{i\omega_D t} \\ &\quad \left[\left(\alpha_{L,j}^{(0)*} \alpha_{L,k}^{(1)} + \sqrt{2} \alpha_{C,j}^{(0)*} \alpha_{C,k}^{(1)} + \alpha_{R,j}^{(0)*} \alpha_{R,k}^{(1)} \right) |u_j^{(0)}\rangle \langle u_k^{(1)}| + \text{H.c.} \right] \end{aligned} \quad (15)$$

in the dressed space. Introducing the time-dependent state vector

$$|\psi(t)\rangle = \sum_j \left(c_j(t) |u_j^{(0)}\rangle + d_j(t) |u_j^{(1)}\rangle \right) \quad (16)$$

in the confined state space and applying it to the Hamiltonian above, one has the Schrödinger equations of the time coefficients

$$\dot{c}_j(t) = -iE_j^{(0)} c_j(t) - \varepsilon_D e^{i\omega_D t} \lambda_l \alpha_{l,j}^{(0)*} \alpha_{l,k}^{(1)} d_k(t), \quad (17)$$

$$\dot{d}_j(t) = -iE_j^{(1)} d_j(t) + \varepsilon_D e^{-i\omega_D t} \lambda_l \alpha_{l,j}^{(1)*} \alpha_{l,k}^{(0)} c_k(t), \quad (18)$$

where λ_l denotes the weight of the summation over the index l for the system component L (the left qubit), R (the right qubit), or C (the cavity), i.e. $\lambda_L = \lambda_R = 1$ and $\lambda_C = \sqrt{2}$. In the equations, we observe the Einstein summation convention.

In the rotating frame $c_j(t) = c'_j(t) \exp\{-iE_j^{(0)} t\}$ and $d_j(t) = d'_j(t) \exp\{-iE_j^{(1)} t\}$, the coupled equations can be written as the linear homogeneous system of differential equations $\dot{\mathbf{c}}' = A \mathbf{c}'$ where $\mathbf{c}' = [c'_1 \ c'_2 \ c'_3 \ d'_1 \ d'_2 \ d'_3]$ and

$$A = \begin{bmatrix} 0 & - \left[\varepsilon_D e^{i\zeta_{kj} t} \lambda_l \alpha_{l,j}^{(0)*} \alpha_{l,k}^{(1)} \right] \\ \left[\varepsilon_D e^{-i\zeta_{jk} t} \lambda_l \alpha_{l,j}^{(1)*} \alpha_{l,k}^{(0)} \right] & 0 \end{bmatrix} \quad (19)$$

where the square brackets $[\cdot]$ indicate 3×3 submatrices in the matrix A with j and k being the row and the column indices, respectively. We denote $\zeta_{kj} = \omega_D - (E_k^{(1)} - E_j^{(0)})$ for the detuning between the driving and the dressed states. Since A is integrable, then solving the linear system for $\{c_j, d_j\}$ and expanding the dressed states by using the bare states in Eq. (16), one can find the expansion coefficients γ of the state vector

$$\begin{aligned} |\psi(t)\rangle &= \gamma_L^{(0)}(t) |e, 0, g\rangle + \gamma_C^{(0)}(t) |g, 1, g\rangle + \gamma_R^{(0)}(t) |g, 0, e\rangle \\ &\quad + \gamma_L^{(1)}(t) |e, 1, g\rangle + \gamma_C^{(1)}(t) |g, 2, g\rangle + \gamma_R^{(1)}(t) |g, 1, e\rangle \end{aligned} \quad (20)$$

back in the bare state space.

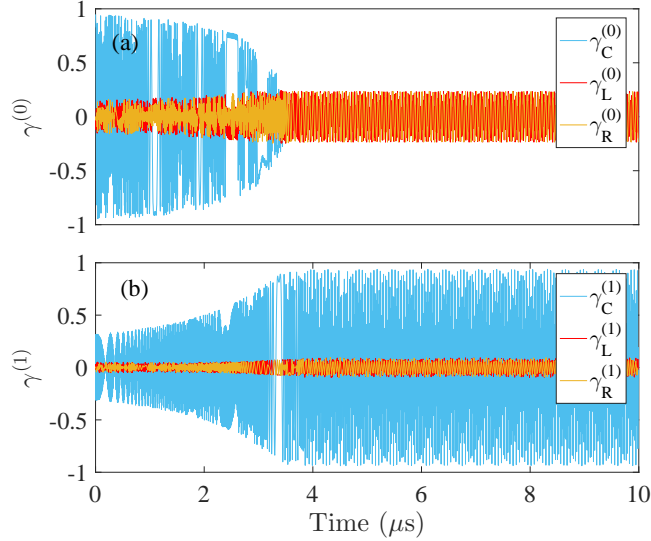


Figure 2. The time evolutions of the six expansion coefficients: (a) for $n = 0$; (b) for $n = 1$. The red, the blue, and the yellow curves associate with the state $|e, n, g\rangle$, $|g, n + 1, g\rangle$, and $|g, n, e\rangle$, respectively.

B. Evolution of the state vector

To see that the evolution of the state vector can initiate the synchronization of the two delocalized qubits, we assume the cavity mode is initially driven by the external field to reach a partial population inversion while setting the qubits initially at the ground. In other words, the expansion coefficients at the initial moment are: $\gamma_C^{(0)} = \sqrt{0.9}$, $\gamma_C^{(1)} = \sqrt{0.1}$, and $\gamma_L^{(0)} = \gamma_R^{(0)} = \gamma_L^{(1)} = \gamma_R^{(1)} = 0$.

We plot out the evolutions of these coefficients in Fig. 2, using the experimentally accessible parameters of superconducting charge-phase qubits [32]: $\Omega_L/2\pi = \Omega_R/2\pi = 6.1$ GHz, $\eta_L/2\pi = \eta_R/2\pi = 500$ MHz, and $\omega_c/2\pi = 6.32$ GHz. The frequency of the external field is maintained at $\omega_D/2\pi = 5.3$ GHz. The lower set of states with $n = 0$ is given in Fig. 2(a) whereas the upper set with $n = 1$ is given in Fig. 2(b).

We observe that for both the lower set and the upper set of states, there exists a transition point of the oscillations of the coefficients, which is located at about $3.7\mu\text{s}$ in the plots. In particular, $\gamma_C^{(0)}$ is transited from a region of shrinking oscillation to a region of small fluctuation at this point. Meanwhile, $\gamma_L^{(1)}$, $\gamma_R^{(1)}$, and $\gamma_C^{(1)}$ are transited from an amplifying region to a region of saturated oscillation envelope. The contrasting behavior of the two sets of coefficients demonstrates that the energy excitation that exists in the cavity mode is transferred to the left and the right qubits whose complementary oscillations imply the build-up of the entanglement between them.

C. Bipartite and tripartite concurrences

To fully capture the evolution characteristics of the two cavity-coupled qubits from a holistic point of view, we apply two entanglement measures – bipartite concurrence and tripartite concurrence – to the state vector of the total system.

The bipartite concurrence quantifies the inseparability of the joint pure state of two coupled systems of arbitrary dimensions by inverting the density matrix. For our case here, the joint state is the product state $|\psi_{LR}\rangle$ of the indirectly coupled left and right qubits. Thus the inversion is conducted through the superoperator $S_{D_1} \otimes S_{D_2}$ where the dimensions $D_1 = D_2 = 2$ and the bipartite concurrence is defined as $C_2(\psi_{LR}) = \sqrt{\langle \psi_{LR} | S_2 \otimes S_2 (|\psi_{LR}\rangle\langle\psi_{LR}|) | \psi_{LR}\rangle}$. Given the consideration of pure states, for which $\text{tr}\rho^2 = 1$ and $\text{tr}\rho_L^2 = \text{tr}\rho_R^2$, the definition reduces to $C_2(\psi_{LR}) = \sqrt{2[1 - \text{tr}(\rho_L^2)]}$ where $\rho_L = \text{tr}_R(\text{tr}_C(|\psi\rangle\langle\psi|))$ is the reduced density matrix of the left qubit.

Applying $|\psi(t)\rangle$ in Eq. (20) to the formula, we derive the evolution of the bipartite concurrence, shown as the blue curve in Fig. 3. It becomes apparent that the transition point that manifests in Figs. 2(a) and 2(b) signifies the concurrence reaching a maximum after a gradual monotonic increase in the oscillation envelope. This maximum concurrence is retained thereafter. The finite delay time $\tau_D = 3.7\mu\text{s}$ that the concurrence spends to reach its maximal value reflects the time the two qubits use to reach a maximal synchronization through their mutual couplings to the cavity mode.

The cavity mode plays an active part in initiating the entanglement between the two qubits. From the entanglement-theoretic

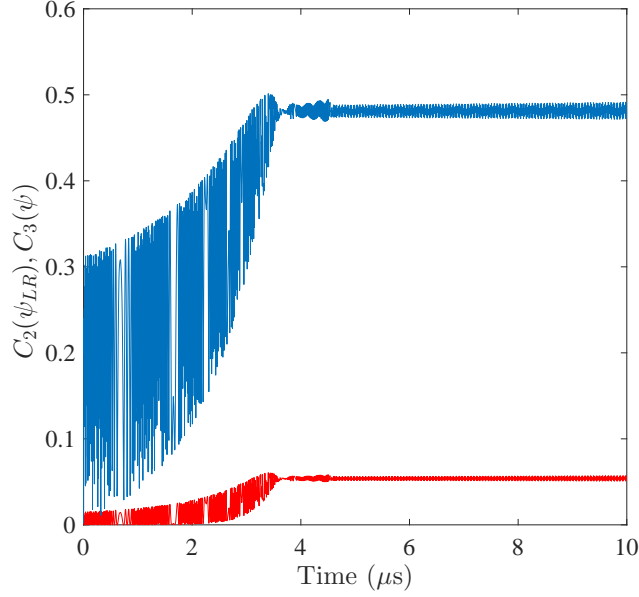


Figure 3. Time evolution of the bipartite concurrence $C_2(\psi_{LR})$ between the two qubits (blue) and the tripartite concurrence $C_3(\psi)$ among the qubits and the cavity (red). A symmetric scenario is assumed between the left and the right qubits: $\eta_L/2\pi = \eta_R/2\pi = 500$ MHz and $\Omega_L/2\pi = \Omega_R/2\pi = 6.1$ GHz.

point of view, the concurrence is distributed among the qubits as well as the cavity. Taking away the pairwise entanglements between any two parties in the tripartite system, one obtains the residual concurrence that remains as an equally distributed entanglement among all three parties [24]. Extending the original formulation on three-qubit systems, we generalize the inversion operations for two arbitrary-dimensional systems given above to three arbitrary-dimensional system. That is, we introduce the superoperator

$$S_{D_1} \otimes S_{D_2} \otimes S_{D_3}(\rho) = I \otimes I \otimes I - I \otimes I \otimes \rho_R - \rho_L \otimes I \otimes I - I \otimes \rho_C \otimes I + \rho_{LR} \otimes I + I \otimes \rho_{CR} + \rho_{LC} \otimes I - \rho. \quad (21)$$

for our $D_1 \times D_2 \times D_3$ dimension tripartite system, where $D_1 = D_3 = 2$ for the qubits and $D_2 = n$ for the cavity mode. In Eq. (21), I denotes the identity matrix while ρ_L , ρ_C , ρ_R , ρ_{LR} , ρ_{CR} , and ρ_{LC} denote the reduced density matrices of the components and the two-component subsystems. Applying the inversion, we thus derive a tripartite residual concurrence

$$C_3(\psi) = \sqrt{\frac{\langle \psi | S_{D_1} \otimes S_{D_2} \otimes S_{D_3}(|\psi\rangle\langle\psi|) |\psi\rangle}{1 - \text{tr}\rho_R^2 - \text{tr}\rho_L^2 - \text{tr}\rho_C^2 + \text{tr}\rho_{LR}^2 + \text{tr}\rho_{CR}^2 + \text{tr}\rho_{LC}^2 - \text{tr}\rho^2}}. \quad (22)$$

Again, using Eq. (20), we plot the tripartite concurrence as the red curve in Fig. 3. One can verify from the plot that the residual concurrence evolves in a similar fashion, which contains a signifying transition point at the exactly same location τ_D as that of the bipartite concurrence. Before τ_D , it arises from a zero value under a similarly increasing envelope whereas, after τ_D , it retains a non-zero saturated value. The identical delay time again demonstrates the duration that the system components spend on cooperation before maximal synchronization is reached.

Comparing Fig. 2 and Fig. 3, one sees that the energy quantum first dwells on the cavity mode ($|g, 1, g\rangle$ and $|g, 2, g\rangle$) without being emitted and absorbed by the qubits. Only when the two qubits start to establish a cooperated motion does the qubit-cavity-qubit resonance become effective such that the qubits be excited to their respective excited states $|e, 1, g\rangle$ and $|g, 1, e\rangle$. The entanglement is also established among the three components when the excitation commences.

The concurrences plotted in Fig. 3 are computed upon a symmetric setting of system parameters: the level spacings and the coupling strengths of the qubits are assumed identical. The tripartite concurrence of an asymmetric scenario with the right qubit level spacing raised to $\Omega_R/2\pi = 7.1$ GHz is shown as the green curve in Fig. 4 while the rest of the parameters remain unchanged. For comparison, the symmetric case is plotted as the red curve in the background. We observe that the delay to saturated synchronization is inversely correlated with the larger eigenfrequency out of the two qubits. For the case in Fig. 4, increasing Ω_R reduces delay time τ_D . On the other hand, symmetric settings lead to maximal synchronization at saturation. The asymmetric case given by the green curve has the saturated synchronization reduced to a lower level. Simulation under parameters set to various (not shown in figures) verify these observations.

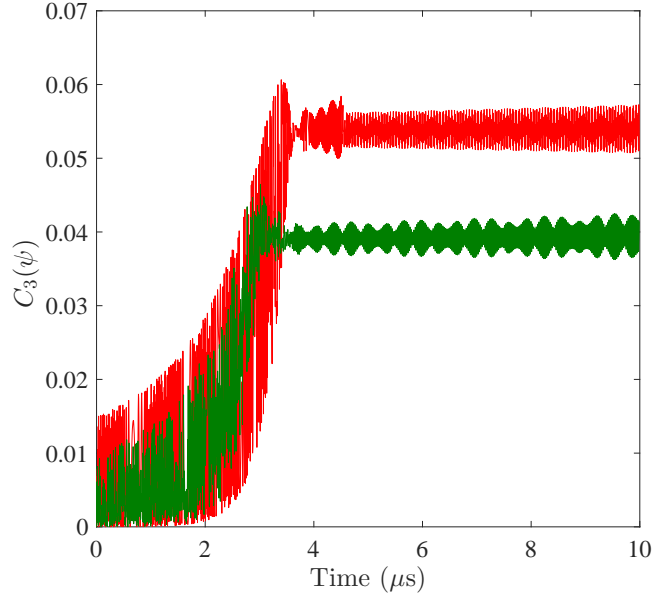


Figure 4. Comparison of the time evolutions of the tripartite concurrences between the symmetric (red curve) and the asymmetric (green curve) scenarios. For the symmetric case, both qubits are set to $\Omega_L/2\pi = \Omega_R/2\pi = 6.1$ GHz. For the asymmetric case, the right qubit is adjusted to $\Omega_R/2\pi = 7.1$ GHz. Coupling strengths are retained at $\eta_L/2\pi = \eta_R/2\pi = 500$ MHz throughout.

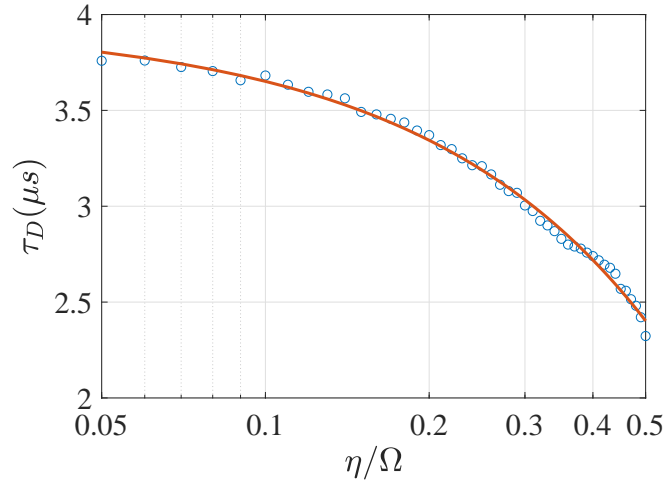


Figure 5. The time delay τ_D is plotted as a function of the dimensionless coupling strength η/Ω in a semilog scale. Symmetric setting is assumed: the qubit level spacings $\Omega/2\pi = \Omega_{L,R}/2\pi = 6.1$ GHz and the coupling strength $\eta = \eta_{L,R}$. The circles indicate the data points in the simulation runnings.

The synchronization between the qubits is also affected by how strong they are driven by the cavity mode, i.e. the coupling strengths η_L and η_R . Shown in Fig. 5 for the symmetric scenario $\eta_L = \eta_R$ in a semilog plot, the greater is the coupling, the lesser is the delay τ_D . The numerical fit shows that the delay obeys a quadratic relation over the exponential increase in coupling strength. After the delay, a shorter delay time is associated with a higher saturated level of concurrence, showing a stronger synchronization between the qubits are reflected in both short delay and higher entanglement measure.

D. Asynchronicity

Multi-partite concurrence as a measure of synchronization reveals a gradual increase between two qubits in the time domain, explaining the existence of a delay in the superfluorescent pulse of cooperated radiation from a system-intrinsic point of view. This synchronization is affected by many factors, among which the symmetry of the system parameters plays an important part.

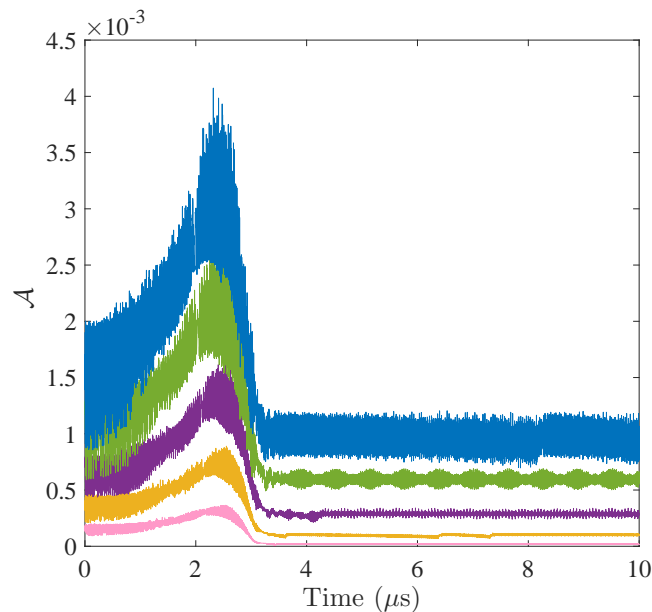


Figure 6. Asynchronization \mathcal{A} of two cavity-coupled qubits under five different coupling strengths: $\eta_L/2\pi = \eta_R/2\pi = 200\text{MHz}$ (pink), 300MHz (yellow), 400MHz (purple), 500MHz (green), and 600MHz (blue). The qubit level spacings are kept at the asymmetric setting $\Omega_L/2\pi = 6.1\text{ GHz}$ and $\Omega_R/2\pi = 7.1\text{ GHz}$.

Tuning the system from a symmetric setting to an asymmetric setting is accompanied by tuning the transition rates of the qubits from a synchronous setting to an asynchronous setting. For the latter, we refer to the scenario where the population of the left qubit oscillates at a Rabi frequency not synchronous to that of the right qubit.

However, since two oscillators sharing a common oscillating platform are able to synchronize after certain time duration according to classical mechanics, we expect the qubits sharing the cavity resonator would behave similarly. To precisely describe the transition process from asynchronous regime to synchronous regime, we extend the quantum synchronization measure introduced in Ref. [29] for continuous variable systems to discrete systems. We consider instead the measure of asynchronicity

$$\mathcal{A}(t) = \left| \det(\rho_L(t) - \rho_R(t)) \right|. \quad (23)$$

that compares the difference between two density matrices for two two-level systems.

When initiated from the cavity-driven initial state $|\psi(0)\rangle = 3|g, 1, g\rangle/\sqrt{10} + |g, 2, g\rangle/\sqrt{10}$, a symmetric setting $\Omega_L = \Omega_R$ would always lead to a zero asynchronicity throughout independent of the coupling strengths η_L and η_R . When $\Omega_L \neq \Omega_R$, the asymmetry leads to coupling-dependent asynchronicity, as shown by the plots given in Fig. 6 for five settings of coupling strengths.

No matter the coupling strength, there exists a transition point after which the asynchronicity remains at a stable value. This transition point is identical to the transition point shown in Fig. 4 (green curves) where the tripartite concurrence reaches a maximal value. The coincidence verifies our expectation that the synchronization is maximized when the asynchronicity is minimized. Therefore, synchronization between two qubits reflects the dynamic identity of the two qubits.

Before reaching the stable minimal value, the asynchronicity increases from a non-zero value for a certain duration, which are spent on the cooperation by the qubits. When the coupling is sufficiently weak (below $\eta \approx 200\text{ MHz}$), the minimal stable value is almost vanishing (below 10^{-5}). When the coupling becomes stronger, the feedback from the cavity mode to each of the qubits becomes adverse to the synchronizing motion. However, the feedback effect is not linear. Plotted as a function of the dimensionless coupling strength η/Ω_L at $\Omega_L/2\pi = 6.1\text{ GHz}$ and $\Omega_R/2\pi = 7.1\text{ GHz}$ in Fig. 7, the stable minimal value $\bar{\mathcal{A}}$ of asynchronicity first retains a negligible value in the weak coupling regime. At about $\eta/\Omega_L = 0.04$, $\bar{\mathcal{A}}$ starts to increase slowly until it reaches a turning point at $\eta/\Omega_L = 0.2$. The region between $\eta/\Omega_L = 0.04$ and $\eta/\Omega_L = 0.2$ can be regarded as a strong coupling regime for synchronization. After that, $\bar{\mathcal{A}}$ enters the ultra-strong coupling regime and increases with the coupling again until $\eta/\Omega_L \approx 0.33$, where stable minimal value of \mathcal{A} is no longer discernible.

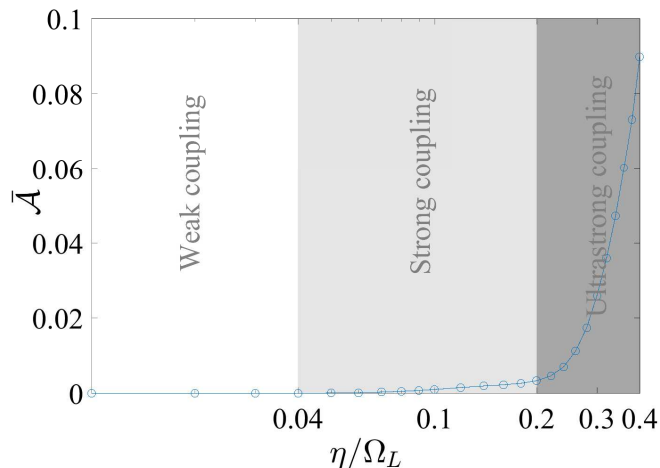


Figure 7. The stable value \bar{A} is plotted as a function of the coupling strength $\eta = \eta_L = \eta_R$ in the logarithmic dimensionless scale of η/Ω_L , where the qubit level spacings are kept at the asymmetric setting $\Omega_L/2\pi = 6.1$ GHz and $\Omega_R/2\pi = 7.1$ GHz. The circles indicate the data points from the simulation runnings.

III. DISCUSSION

In conclusion, we have studied the synchronization between the two cavity-coupled qubits using multiple concurrence measures and asynchronicity. These real-valued measures are computed as functionals of dressed state vectors that evolve in time as they are driven by an external field. In all these measures acting as time functions, we obtain consistent features of transitions from an arbitrary initial system state to a final synchronized state. The transition in time reveals a synchronization delay that the qubits use to initiate superfluorescent pulse radiation, which explains the cooperation origin of the collective effect of superradiance.

The characteristics of the synchronization process, including the delay and the value of the stabilized asynchronicity, are highly dependent on the coupling strengths of the qubits relative to their level spacings. They demonstrate from the entanglement perspective the different behaviors that the circuit QED systems adopt when operating in weak, strong, and ultra-strong coupling regimes. In general, synchronization occurs only in the strong- and ultrastrong-coupling regimes whereas its level of synchronization at the final state increases exponentially with the qubit-cavity coupling strength.

ACKNOWLEDGMENTS

H. I. thanks the support by FDCT of Macau under grant 065/2016/A2, University of Macau under MYRG2018-00088-IAPME, and National Natural Science Foundation of China under grant No. 11404415.

IV. METHODS

From the eigen-equation Eq. (4), one has the determinant equation

$$\begin{vmatrix} \Delta - E^{(n)} & \eta_L & 0 \\ \eta_L & \delta_n - E^{(n)} & \eta_R \\ 0 & \eta_R & -\Delta - E^{(n)} \end{vmatrix} = 0 \quad (24)$$

for each 3×3 block of the closed Hamiltonian $H_0 + H_{\text{int}}$, where H_0 contributes the diagonal elements and H_{int} the off-diagonal elements.

This determinant equation is equivalent to the cubic equation

$$\left(E^{(n)}\right)^3 - \delta_n \left(E^{(n)}\right)^2 - (\Delta^2 + \eta_L^2 + \eta_R^2) E^{(n)} + \delta_n \Delta^2 - \Delta (\eta_L^2 - \eta_R^2) = 0, \quad (25)$$

whose roots can be derived by absorbing the quadratic term through the transform $E^{(n)} = x + \frac{\delta_n}{3}$. The transformed equation becomes $x^3 + px + q = 0$, where

$$p = -\left(\frac{1}{3}\delta_n^2 + \Delta^2 + \eta_L^2 + \eta_R^2\right), \quad (26)$$

$$q = -\frac{2}{27}\delta_n^3 - \frac{1}{3}\delta_n(\eta_L^2 + \eta_R^2) + \frac{2}{3}\delta_n\Delta^2 - \Delta(\eta_L^2 - \eta_R^2). \quad (27)$$

In the close cavity-qubit resonance region $\delta_n \approx 0$, the discriminant D is simplified to

$$D = \frac{1}{4}\Delta^2(\eta_L - \eta_R)^4 - \frac{1}{27}(\Delta^2 + \eta_L^2 + \eta_R^2)^3. \quad (28)$$

To let the cubic equation admit three non-degenerate real roots, we consider the range

$$(3 - 2\sqrt{2})\eta_R < \eta_L < (3 + 2\sqrt{2})\eta_R \quad (29)$$

that makes $D < 0$. Applying the Vieta's formula, the roots x can be found with a parametric angle θ_n given by Eq. (6).

Using the eigenvalues given in Eq. (5) where k indexes the set of states within a cluster of given n and expanding the eigenvector $|u_k^{(n)}\rangle$ in the bare state space given by Eq. (7), we have the column matrix equation

$$\begin{bmatrix} \Delta - E_k^{(n)} & \eta_L & 0 \\ \eta_L & \delta_n - E_k^{(n)} & \eta_R \\ 0 & \eta_R & -\Delta - E_k^{(n)} \end{bmatrix} \begin{bmatrix} \alpha_{L,k}^{(n)} \\ \alpha_{C,k}^{(n)} \\ \alpha_{R,k}^{(n)} \end{bmatrix} = 0. \quad (30)$$

Letting $\alpha_{C,k}^{(n)}$ be the proportional constant, we find $\alpha_{L,k}^{(n)} = -\eta_L\alpha_{C,k}^{(n)}/(\Delta - E_k^{(n)})$ and $\alpha_{R,k}^{(n)} = \eta_R\alpha_{C,k}^{(n)}/(\Delta + E_k^{(n)})$. Then normalizing the coefficients, their expressions are given by Eqs. (8) - (10).

-
- [1] Pikovsky, A., Kurths, J., Rosenblum, M. & Kurths, J. *Synchronization: A Universal Concept in Nonlinear Sciences*. (Cambridge University Press, 2003).
- [2] I. Acebron, J. A., Bonilla, L. L., Perez Vicente, C. J., Ritort, F. & Spigler, R. The Kuramoto model: A simple paradigm for synchronization phenomena. *Rev. Mod. Phys.* **77**, 137–185 (2005).
- [3] Shim, S.-B., Imboden, M. & Mohanty, P. Synchronized Oscillation in Coupled Nanomechanical Oscillators. *Science* **316**, 95–99 (2007).
- [4] Vinokur, V. M. et al. Superinsulator and quantum synchronization. *Nature* **452**, 613–615 (2008).
- [5] Zhironov, O. V. & Shepelyansky, D. L. Synchronization and Bistability of a Qubit Coupled to a Driven Dissipative Oscillator. *Phys. Rev. Lett.* **100**, 014101 (2008).
- [6] Ying, L., Lai, Y.-C. & Grebogi, C. Quantum manifestation of a synchronization transition in optomechanical systems. *Phys. Rev. A* **90**, 053810 (2014).
- [7] Qiao, G., Gao, H., Liu, H. & Yi, X. X. Quantum synchronization of two mechanical oscillators in coupled optomechanical systems with Kerr nonlinearity. *Sci. Rep.* **8**, 1–11 (2018).
- [8] Heimonen, H., Kwek, L. C., Kaiser, R. & Labeyrie, G. Synchronization of a self-sustained cold-atom oscillator. *Phys. Rev. A* **97**, 043406 (2018).
- [9] Walter, S., Nunnenkamp, A. & Bruder, C. Quantum Synchronization of a Driven Self-Sustained Oscillator. *Phys. Rev. Lett.* **112**, 094102 (2014).
- [10] R. Bonifacio and L. A. Lugiato, *Phys. Rev. A* **11**, 1507 (1975); *ibid.* **18**, 1129 (1978).
- [11] Dicke, R. H. Coherence in Spontaneous Radiation Processes. *Phys. Rev.* **93**, 99 (1954).
- [12] Haake, F. et al. Macroscopic Quantum Fluctuations in Superfluorescence. *Phys. Rev. Lett.* **42**, 1740–1743 (1979).
- [13] Polder, D., Schuurmans, M. F. H. & Vreken, Q. H. F. Superfluorescence: Quantum-mechanical derivation of Maxwell-Bloch description with fluctuating field source. *Phys. Rev. A* **19**, 1192 (1979).
- [14] Skribanowitz, N., Herman, I. P., MacGillivray, J. C. & Feld, M. S. Observation of Dicke Superradiance in Optically Pumped HF Gas. *Phys. Rev. Lett.* **30**, 309–312 (1973).
- [15] Gibbs, H. M., Vreken, Q. H. F. & Hiksloops, H. M. J. Single-Pulse Superfluorescence in Cesium. *Phys. Rev. Lett.* **39**, 547–550 (1977).
- [16] Ariunbold, G. O. et al. Observation of picosecond superfluorescent pulses in rubidium atomic vapor pumped by 100-fs laser pulses. *Phys. Rev. A* **82**, 043421 (2010).

- [17] Yokoshi, N., Odagiri, K., Ishikawa, A. & Ishihara, H. Synchronization Dynamics in a Designed Open System. *Phys. Rev. Lett.* **118**, 203601 (2017).
- [18] Arecchi, F. T. & Courtens, E. Cooperative Phenomena in Resonant Electromagnetic Propagation. *Phys. Rev. A* **2**, 1730–1737 (1970).
- [19] Greilich, A. et al. Mode Locking of Electron Spin Coherences in Singly Charged Quantum Dots. *Science* **313**, 341–345 (2006).
- [20] Abdi, M., Pirandola, S., Tombesi, P. & Vitali, D. Entanglement Swapping with Local Certification: Application to Remote Micromechanical Resonators. *Phys. Rev. Lett.* **109**, 143601 (2012).
- [21] Tian, L. Robust Photon Entanglement via Quantum Interference in Optomechanical Interfaces. *Phys. Rev. Lett.* **110**, 233602 (2013).
- [22] Huan, T., Zhou, R. & Ian, H. Dynamic entanglement transfer in a double-cavity optomechanical system. *Phys. Rev. A* **92**, 022301 (2015).
- [23] Wootters, W. K. Entanglement of Formation of an Arbitrary State of Two Qubits. *Phys. Rev. Lett.* **80**, 2245–2248 (1998).
- [24] V. Coffman, J. Kundu, and W. K. Wootters, *Phys. Rev. A* **61**, 052306 (2000).
- [25] Rungta, P., Buzek, V., Caves, C. M., Hillery, M. & Milburn, G. J. Universal state inversion and concurrence in arbitrary dimensions. *Phys. Rev. A* **64**, 042315 (2001).
- [26] Roulet, A. & Bruder, C. Synchronizing the Smallest Possible System. *Phys. Rev. Lett.* **121**, 053601 (2018).
- [27] Ian, H. Quasi-lattices of qubits for generating inequivalent multipartite entanglements. *Europhys. Lett.* **114**, 50005 (2016).
- [28] Ian, H. & Liu, Y. Cavity polariton in a quasilattice of qubits and its selective radiation. *Phys. Rev. A* **89**, 043804 (2014).
- [29] Mari, A., Farace, A., Didier, N., Giovannetti, V. & Fazio, R. Measures of Quantum Synchronization in Continuous Variable Systems. *Phys. Rev. Lett.* **111**, 103605 (2013).
- [30] Mlynek, J. A., Abdumalikov, A. A., Eichler, C. & Wallraff, A. Observation of Dicke superradiance for two artificial atoms in a cavity with high decay rate. *Nat. Commun.* **5**, 5186 (2014).
- [31] Blais, A., Huang, R.-S., Wallraff, A., Girvin, S. M. & Schoelkopf, R. J. Cavity quantum electrodynamics for superconducting electrical circuits: An architecture for quantum computation. *Phys. Rev. A* **69**, 062320 (2004).
- [32] Majer, J. et al. Coupling superconducting qubits via a cavity bus. *Nature* **449**, 443–447 (2007).
- [33] Vidal, G. & Werner, R. F. Computable measure of entanglement. *Phys. Rev. A* **65**, 032314 (2002).