

Modernizing Quantum Annealing using Local Searches

Nicholas Chancellor[‡]

Department of Physics, Durham University, South Road, Durham, UK

Abstract. I describe how real quantum annealers may be used to perform local (in state space) searches around specified states, rather than the global searches traditionally implemented in the quantum annealing algorithm. Such protocols will have numerous advantages over simple quantum annealing. By using such searches the effect of problem mis-specification can be reduced, as only energy differences between the searched states will be relevant. The quantum annealing algorithm is an analogue of simulated annealing, a classical numerical technique which has now been superseded. Hence, I explore two strategies to use an annealer in a way which takes advantage of modern classical optimization algorithms. Specifically, I show how sequential calls to quantum annealers can be used to construct analogues of population annealing and parallel tempering which use quantum searches as subroutines. The techniques given here can be applied not only to optimization, but also to sampling. I examine the feasibility of these protocols on real devices and note that implementing such protocols should require minimal if any change to the current design of the flux qubit-based annealers by D-Wave Systems Inc. I further provide proof-of-principle numerical experiments based on quantum Monte Carlo that demonstrate simple examples of the discussed techniques.

[‡] email: nicholas.chancellor@durham.ac.uk

Contents

1 Introduction	2
2 Optimization and Sampling Techniques	4
3 Hybrid Computing	7
4 How much to Search	8
5 Local Search on an Annealer	11
6 Proof of Principle	16
6.1 methods	16
6.2 results	18
7 Applications to Sampling	18
8 How to avoid solving the wrong problem	20
9 Hardware Implementation	21
10 Conclusions	24

note added after publication

I have been made aware of a previously existing related work which relates to incorporating guesses into a closed system adiabatic protocol:

A. Perdomo-Ortiz, S. E. Venegas-Andraca, & A. Aspuru-Guzik Quantum Inf Process (2011) 10: 33. doi:10.1007/s11128-010-0168-z [1]

While the protocol proposed in this work is actually quite different then the one I propose, the idea is related enough that it should be cited. I have also been made aware of the following two machine learning papers, which should have been cited in the introduction:

M. Benedetti, J. Realpe-Gómez, R. Biswas, and A. Perdomo-Ortiz, Estimation of effective temperatures in quantum annealers for sampling applications: A case study with possible applications in deep learning. Phys. Rev. A, 94:022308, Aug 2016. [2] and

M. Benedetti, J. Realpe-Gómez, R. Biswas, and A. Perdomo-Ortiz. Quantum-assisted learning of graphical models with arbitrary pairwise connectivity. arXiv:1609.02542, 2016. [3]

1. Introduction

Recently, there has been much interest in using the Quantum Annealing Algorithm (QAA) [4, 5, 6] which utilizes quantum tunneling to aid in solving commercially interesting problems. A complete list of all potential applications would be too long to give here. However applications have been studied in such diverse fields as finance [7], computer science [8], machine learning [9, 10, 11, 12], communications [13, 14, 15, 16], graph theory [17], and aeronautics [18], illustrating the importance of such algorithms

to real world problems. While some of these applications rely on the ability of the QAA to perform optimization by finding the lowest energy state of a classical problem Hamiltonian, others such as [9, 10, 11, 12, 13, 16], instead rely on the fact that open quantum systems effects allow for sampling of an approximate Boltzmann distribution. I will discuss both of these techniques in due course.

The archetypal model for quantum annealing, because of its connection to condensed matter physics as well as the fact that it can be implemented on real devices [19] is the transverse field Ising model, with Hamiltonian $H(s)$ given by

$$H(s) = -A(s) \sum_i \sigma_i^x + B(s) H_{Problem}, \quad (1)$$

where

$$H_{Problem} = - \sum_i h_i \sigma_i^z - \sum_{i,j \in \chi} J_{ij} \sigma_i^z \sigma_j^z. \quad (2)$$

encodes the problem of interest, χ is the hardware graph, and $A(s)$ and $B(s)$ are the annealing schedule, which determines how the energy scales of the transverse and longitudinal terms change with the annealing parameter, $s \in (0, 1)$. The problem is encoded by specifying the values of h_i and J_{ij} . For the QAA, $A(0) \gg B(0)$ and $A(1) \ll B(1)$, and $A(s)$ decreases monotonically while $B(s)$ increases monotonically with increasing s . Applying the QAA consists of monotonically increasing s with time such that the ground state of the system changes over time between the (known) ground state of the transverse part of the Hamiltonian ($\sum_i \sigma_i^x$) to the solution of the (classical) problem to be solved, Eq. (2). The search space of the transverse Ising model is a hypercube where each vertex corresponds to a bitstring, the dimension is equal to the number of qubits, and the Hamming distance between classical states corresponds to the number of edges which must be traversed between the states. This structure is independent of the interaction graph defined by J_{ij} which along with h_i determine the energy at each vertex.

I choose to focus on the transverse field Ising model for concreteness, and because the action of the transverse field is a quantum analogue of single bit flip updates in classical Monte Carlo. However, the arguments presented in this paper should hold for most other search spaces as well, with Hamming distance replaced with a more general notion of search space distance.

The QAA can be thought of as analogous to classical Simulated Annealing (SA) in which quantum fluctuations mediated by the addition of non-commuting terms to a classical Hamiltonian, play the role which temperature plays in SA. Simple SA, however, has been superseded by more sophisticated algorithms, such as parallel tempering [20, 21], population annealing [22, 23, 24], and isoenergetic cluster updates [25] to name a few. This then begs the question of whether quantum annealing hardware can be used in a clever way to gain the advantages of these modern classical algorithms, by using a hybrid algorithm employing both quantum and classical search techniques, or by using multiple quantum searches in a sequential way to make algorithmic gains.

The QAA, as it is currently designed, is not amenable to such adaptations. It is a global search, and there is no obvious way to insert information, from either a classical algorithm or previous runs of the QAA, in a meaningful way to improve the performance. Furthermore, the QAA is fundamentally different from classical annealing in that, due to the famous no-cloning theorem [26] of quantum mechanics,

we cannot determine exactly what the intermediate state of the system is part way through the anneal. This is in direct contrast to SA, where every intermediate state is known, and can be manipulated arbitrarily to build better algorithms. For example, classical gains can be made by running many runs in parallel and probabilistically replacing poor performing copies with those which are performing well (population annealing), or raising the temperature for those which perform poorly and lowering it for those which perform well (parallel tempering).

In order to build quantum versions, let us consider a subroutine similar to QAA, but which performs a local search of a region of phase space with a controllable size around a user selected initial state. The input and output of a single step of this algorithm is completely classical, so the no-cloning theorem is no longer a barrier and these local quantum searches can be combined arbitrarily with both other quantum searches and classical searches. Using this, I construct analogues to state-of-the-art classical algorithms, but made of quantum building blocks, I also demonstrate how to construct new hybrid algorithm which can use any classical algorithm which meets a very general set of criteria as a subroutine. It is worth pointing out here that this kind of search has been considered in a limited scope in recent work by others [27].

I further argue that these subroutines will be less sensitive to noise in the form of problem mis-specification than the QAA. The typical random energy differences between states due to these errors scales like \sqrt{N} , where N is the total number of qubits. A local search, however, only searches a small subspace of the total solution space, and therefore only errors which occur on states within this subspace are relevant. A local search can therefore give meaningful results even in a problem where the global optimum is no longer correctly specified due to noise.

This manuscript is structured as follows. In Sec. 2 I give a brief overview of the currently used optimization and sampling techniques which will be discussed in this manuscript. In Sec. 3 I will explain how a hybrid technique can be constructed by combining local quantum searches with local classical searches. Following that section, in Sec. 4 I examine the ways in which adaptive search ranges can be used, including construction of analogues of parallel tempering and population annealing. In Sec. 5 I describe how a local search can be achieved using an annealer which implements a transverse field Ising model. I next perform simple numerical proof of principle experiments using Quantum Monte Carlo (QMC) techniques in Sec. 6 on the simplest of these algorithms to demonstrate the value of local searches. Next, I discuss how these methods can be extended to sampling applications in Sec. 7 and describe why local searches should be more robust against problem mis-specification in Sec. 8. Finally in Sec. 9 I examine the feasibility of implementing such a protocol on real devices, and conclude with general discussion in Sec. 10.

2. Optimization and Sampling Techniques

To explain the new method I propose, it is useful to first summarize some classical and quantum optimization techniques which are currently studied. The list given here is not intended to be exhaustive, and in particular will only cover some of the classical techniques from the Monte Carlo ‘family’ of methods, those which use Metropolis weighted updates. A Metropolis update is an update which is performed probabilistically in the following way: if the update lowers the energy of a state it will be performed with 100% probability; however if the update increases the energy than it will be performed with a probability equal to $\exp(-\frac{\Delta E}{T})$ where ΔE is the change in

energy and T is an effective temperature. Because Metropolis updates obey detailed balance, they can be used to sample a thermal distribution as well as to find ground states, assuming all other update steps also obey detailed balance.

Simulated Annealing (SA) In SA an initial state is chosen randomly and is updated by flipping individual spins according to Metropolis rules. The temperature parameter is then reduced according to an annealing schedule until $T = 0$ is reached. SA derives its name from the fact that Metropolis rules updates obey detailed balance, and therefore an SA run can be thought of as a simulation of a physical spin system which is cooled under classical dynamics.

Parallel Tempering In parallel tempering [20, 21], multiple copies of a system are initialized in random states each with a different temperature parameter. Spin flip Metropolis updates are applied on each copy. These temperature parameters are kept fixed, but additional update rules are applied to swap the temperature of copies probabilistically in a way which obeys detailed balance. These rules mean that poorly performing copies have a high probability of having their temperature raised so that they perform a long range exploration of the solution space, whereas the temperature of copies which perform well are reduced so that their search becomes more local. Because parallel tempering is able to abort explorations of regions for which the algorithm performs poorly it provides a substantial improvement over SA. There is no known physical phenomenon which is an analogue of parallel tempering.

Population Annealing Population annealing [22, 23, 24] also uses multiple copies of the same system, again initialized in random states. Unlike what is done in parallel tempering, spin flip Metropolis updates are performed on all copies at the same temperature and it is slowly reduced according to an annealing schedule. In population annealing there is also an update rule beyond simple Metropolis updates. These rules probabilistically delete poorly performing copies, and replicate those which perform well in a way which not only obeys detailed balance but also for which the average population remains constant and does not explode exponentially, or decay to zero. As with parallel tempering, population annealing contains a mechanism to abort searches which perform poorly, and provides a substantial improvement over SA. The performance gains over SA from parallel tempering and population annealing have been observed to be comparable [22, 23, 24]. Again, there is no known physical phenomenon which is an analogue to population annealing.

Quantum Annealing Algorithm (QAA) The QAA is an algorithm in which quantum fluctuations act in an analogous way to the way in which Metropolis updates are used in SA. The strength of the quantum fluctuations is then slowly turned down according to an annealing schedule, this could be performed for instance using the transverse field Ising model Hamiltonian in Eq. 1. For the purposes of this paper, I use QAA to refer to the process by which quantum fluctuations are slowly turned down, and not the specific nature of the fluctuations. There are actually two mechanisms by which the QAA can obtain the ground state of the Hamiltonian. In a closed quantum system setting the adiabatic theorem of quantum mechanics guarantees that, for slow enough evolution, the system will remain in its ground state as long as it is initialized in its ground state [28, 29, 30], this is conventionally called Adiabatic

Quantum Computation (AQC) [5]. For discussion of the effect of open quantum system phenomena on AQC, see [31]. On the other hand, in an open quantum system setting with a low temperature bath, interactions with the bath can lead transitions toward lower energy states, this mechanism is known as Quantum Annealing (QA) [4]. The QAA is performed on an analog physical system, which can be thought of as an analog computer. Rather than being an analogue to a physical process as SA is, the QAA is a physical process itself. QAA-like protocols have also been successfully implemented in condensed matter systems [6]. While the quantum distribution obtained from the QAA will not generally be the thermal distribution one would find with zero transverse field, it has been demonstrated experimentally that a quantum annealer can be used for thermal sampling under some circumstances [13], it has also been demonstrated numerically that in some cases the transverse field can act as an effective proxy for finite temperature [14, 15]. Recent work has also suggested that the dissipation from open quantum system effects in QA can lead to an improvement in performance over AQC [32].

Quantum Random Walk A continuous time quantum random walk [33] is a quantum protocol by which a quantum system is allowed to evolve under a fixed quantum Hamiltonian to explore a solution space. It has been demonstrated that continuous time quantum random walks yield a similar degree of quantum advantage as other quantum search algorithms [34], for further extensions to spatial searches, see [35]. As I discuss later, in the limit of instantaneous annealing, the local search protocol which I propose is a quantum random walk with a localized starting condition and subject to noise from a fixed temperature bath.

Comparison Between Techniques Whether the dominant search mechanism is open system effects (QA), or the adiabatic theorem of quantum mechanics (AQC), the QAA uses a single monotonic anneal, and therefore is a quantum analog of SA. There is no sense in which the QAA can abort poorly performing searches in favor of those which perform better. The reason that using the QAA may still be preferred over either parallel tempering or population annealing is that QAA may grant a large quantum advantage. If such an advantage were larger than the classical advantage which advanced techniques such as parallel tempering or population annealing have over SA, then the QAA would be preferable. However, it is possible, especially for early generations of annealers, that only a modest advantage, which is not as large as the advantage from advanced classical techniques is present. In this case the QAA would still be out-performed by these advanced techniques so would not be a desirable approach to real world problems. However a technique which could gain a small quantum advantage (possibly not even as large as the one which the QAA has over SA) along with the advantages of advanced classical techniques would still represent an improvement in the state-of-the-art. I examine three possible approaches to achieve this goal: a hybrid algorithm which combines local quantum searches with any classical algorithm which follows a very general set of criteria (Sec. 3), an analogue of parallel tempering which uses a local quantum search as a subroutine (Sec. 4), and an analogue of population annealing which uses a local quantum search as a subroutine (Sec. 4).

3. Hybrid Computing

It has been demonstrated experimentally that the QAA performs well in problems characterized by tall thin barriers in the energy landscape [36]. On the other hand, from elementary arguments about quantum tunneling amplitudes [37] it is expected to perform relatively poorly for energy landscapes characterized by wide, flat barriers. While it is possible to experimentally generate problems which are characterized by an energy landscape consisting of thin barriers [38, 39] it is unclear whether any problems with this structure are interesting in the real world. While looking for such problems is one interesting route for research, it is also worth thinking about how annealers may yield a benefit in phase spaces characterized by a mixed energy landscape, with many barriers of varying width.

In general one would not expect the phase space of a real optimization problem to have only thin energy barriers for which quantum tunneling yields a major benefit. One advantage of using local searches is that different methods can be used to traverse different types of features of the landscape. As an example, imagine the global optimum lies in a ‘rough’ region of phase space with many tall thin energy barriers, but the phase space also has some relatively ‘smooth’ global structure which would require tunneling through a very wide barrier as shown in Fig. 1. In such a case the traditional QAA would perform poorly. On the other hand a classical search should be able to efficiently explore the larger features of the space and could easily find the rough region of phase space where quantum tunneling could then provide a major advantage.

One key point about this example is that a quantum search would benefit even from *random* initialization, tunneling probability drops exponentially with barrier width, so if the barrier in the ‘smooth’ part of the space was wide enough, the probability of successful tunneling to the rough region in the QAA would be zero for all practical purposes. On the other hand, if we assume that the quantum algorithm explores the rough region efficiently, then on random initialization the probability of success will be approximately proportional to the phase space volume of the rough region.

In a more complex phase space, optimization may potentially benefit from sequential use of a variety of algorithms in stages, feeding results between various classical algorithms and the quantum device. Any classical algorithm or the QAA could be used to initialize such a protocol, but intermediate stages would have to be able to take one or more input value and search based on that input. Fortunately, most classical algorithms are structured in such a way that they store intermediate states which are updated sequentially and therefore meet these criteria. The entire Monte Carlo ‘family’ of algorithms (parallel tempering, population annealing, isoenergetic cluster updates etc...), for instance could all be used this way, as could genetic algorithms. As we discuss in Sec. 4, analogues of many of these classical Monte Carlo based protocols can be constructed and implemented with local search on a quantum annealer.

As I discuss in the next section, the important characterizing feature of a local search is its range. In the next section I discuss how the ability to control the range of a search can be used to construct hybrid quantum search algorithms. In contrast to the methods discussed in this section, where individual calls to a local quantum search can be interspersed with local classical search algorithms, in the methods I discuss in that section, all searches will be performed quantum mechanically, subject to an

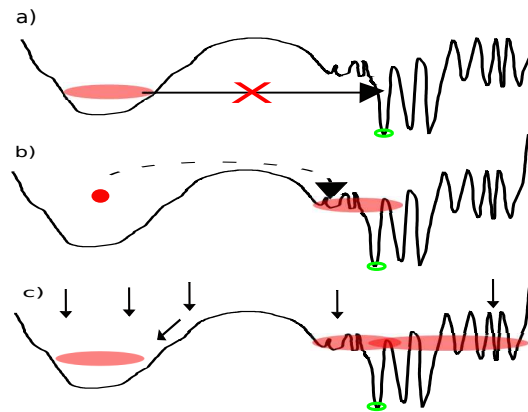


Figure 1. Schematic representation way in which a hybrid algorithm can potentially gain an advantage in finding the local energy minima (circled in green) a) Wide energy barrier blocks tunneling for the QAA, leading to suboptimal solution in smooth region of the energy landscape. b) A classical algorithm can be used to overcome the ‘smooth’ features of the energy landscape, after which quantum tunneling can be used to explore rough parts of the landscape. c) In this hypothetical example even random initialization can help the search if the initial wide energy barrier is avoided by chance.

overall classical control structure which decides which local searches will be performed and at which range at each subsequent step.

4. How much to Search

Let us now examine more closely how control of the range of a local search may be used to gain a computational advantage. In the previous section I have outlined the basic idea of constructing hybrid algorithms from classical and quantum local searches, but have not yet specified how control over search range can be utilized. For this section, I will assume the existence of a local search protocol which searches a region around a point in solution space where the range is defined by a parameter s' , with $s' = 1$ corresponding to no search being performed (stays in initial state with 100% probability), and $s' = 0$ corresponding to a global search as performed by the traditional QAA, and intermediate values correspond to intermediate ranges. In Sec. 5 I will discuss how to implement such a protocol on an annealer an abstract way using the traverse field Ising model and demonstrate that such a local search can be accomplished in a schedule which anneals to the point $A(s = s')$, $B(s = s')$ after a preparation protocol. In Sec. 9 I will discuss the possibility of implementing such a search on real devices.

I will not assume that the functional dependence of the range of the search in terms of the mean Hamming distance explored, $\mathfrak{h}(s')$ is known, only that the range monotonically increases with decreasing s' . I further will assume that $\mathfrak{h}(s')$ may vary depending on the Hamiltonian or initial state chosen. One could choose s' heuristically either by finding a value of s' which *typically* explores within a desired range for a given class of Hamiltonians, or by doing several runs each time for different values s' of the local search subroutine is called and outputting the overall best solution(s) found. While these heuristic techniques should work in principle, they are probably sub-

optimal, so we therefore discuss a more sophisticated ways to approach this problem. Additionally we discuss how this freedom to choose s' can be used to build analogues of powerful classical algorithms, but which make use of a quantum processor.

I assume that each call to the annealer, which we will refer to as an *annealing run* and as the function ANNEALER_CALL in our algorithms actually consists of multiple searches around the same point and defined by the same parameter, s' each of which I refer to as an individual *annealing cycle*.

If a specific search radius is desired, for example by a maximum amount of error which can be tolerated due to problem mis-specification, then this search can be done adaptively. This is possible because while it may be extremely difficult to *predict* how much phase space will be explored in a given run, it is easy to check *experimentally*. All one needs to do is to gather a statistically significant sample and check the typical Hamming distance from the initial state. Based on these distances, s' can be either reduced or increased. If the bisection adaptive search protocol given in algorithm 1 is used, the number of runs required scales logarithmically with the desired accuracy of s' . Logarithmic scaling is achieved because the bisection method halves the search range for s' at each step, therefore, assuming that the search range has been estimated correctly, the precision of the parameter s' will improve exponentially at each step.

Algorithm 1 Adaptive determination of s' to explore a region of phase space with a given size, see Sec. 5 for the details of how the local search given in ANNEALER_CALL can be implemented.

```

1: procedure ADAPTIVE_S_PRIME( $H, state, dist, Nstep$ )  $\triangleright$  adaptive procedure for
   finding  $s'$  which searches a specified volume of phase space
2:    $s\_prime \leftarrow 1/2$ 
3:    $s\_min \leftarrow 0$ 
4:    $s\_max \leftarrow 1$ 
5:   for  $i = 1, i ++, Nstep$  do
6:      $results \leftarrow$  ANNEALER_CALL( $H, state, s\_prime$ )  $\triangleright$  Call to quantum
       annealer
7:      $run\_dist \leftarrow$  TYPICAL_HAMMING_DIST( $results$ )  $\triangleright$  Get typical
       Hamming distance
8:     if  $run\_dist < dist$  then
9:        $s\_max \leftarrow s\_prime$ 
10:       $s\_prime \leftarrow s\_min + 0.5 * (s\_prime - s\_min)$   $\triangleright$  halfway between
        $s\_min$  and  $s\_prime$ 
11:    else
12:       $s\_min \leftarrow s\_prime$ 
13:       $s\_prime \leftarrow s\_max + 0.5 * (s\_max - s\_prime)$   $\triangleright$  halfway between
        $s\_max$  and  $s\_prime$ 
14:    end if
15:  end for
16:  return  $s\_prime$ 
17: end procedure

```

Another method is to use the fact that the strength of the transverse field, and by extension s' , can act as a proxy for temperature to create analogues of familiar classical algorithms, which use quantum rather than thermal fluctuations to compute.

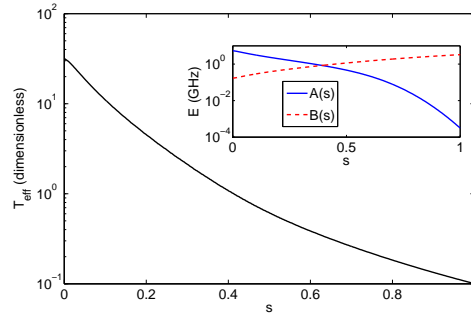


Figure 2. Calculated values of T_{eff} versus s for the annealing schedule used by a Vesuvius generation D-Wave device. Annealing schedule is shown in the inset.

I will examine here ways to create analogues of two such classical algorithms, parallel tempering and population annealing.

For parallel tempering, we need to assign an effective temperature to each value of s' , for calculating swap probabilities and determining the optimal spacing of s' values used. I will demonstrate in Sec. 5 that the control parameter s' corresponds to a point in the annealing schedule $A(s = s')$, $B(s = s')$. Using this fact, an analogous temperature for any value of s' can be found in the following way. Assume that a single qubit subject to a longitudinal field of unit strength is at the point s' in the annealing schedule, at this point the Hamiltonian will be,

$$H_1(s') = -A(s')\sigma^x + B(s')\sigma^z. \quad (3)$$

This 2x2 Hamiltonian can be diagonalized analytically yielding the following ratio in the ground state between the basis states in the classical basis

$$\frac{\psi(1)}{\psi(2)} = \frac{\sqrt{A(s')^2 + B(s')^2}}{A(s')} + \frac{B(s')}{A(s')}. \quad (4)$$

By comparing the quantum probability distribution to a Boltzmann distribution on only the longitudinal part of Eq. 3 we can derive an effective temperature,

$$T_{eff}(s') = 2 \left[\ln \left(\frac{|\psi(1)|^2}{|\psi(2)|^2} \right) \right]^{-1}. \quad (5)$$

For reasons I explain later, this effective temperature may not necessarily be a useful approximation of the temperature of the actual observed raw output of an annealing run, but rather a proxy to establish the strength of the fluctuations which cause the system to tunnel. As a demonstration of this technique, Fig. 2 illustrates an example of calculated T_{eff} for the annealing schedule of a Vesuvius generation D-Wave device.

Now that we have $T_{eff}(s')$, we can initialize N ‘replicas’, each with a unique s'_i , in random states and apply sequential local searches along with the standard swapping rule for parallel tempering [21],

$$P_{swap}(i, j) = \min \left[1, \exp \left(\left(\frac{1}{T_{eff}(s'_i)} - \frac{1}{T_{eff}(s'_j)} \right) (E_i - E_j) \right) \right] \quad (6)$$

where E_i is a measure of the energy of each distribution, a natural choice for E_i and E_j is the lowest energy found in an annealing run, which would act as a measure of the depth of local minima in the potential landscape. This means that the algorithm will swap to a broad search (higher T_{eff}) to escape shallow local minima, but search in a more focused way (lower T_{eff}) in deep minima. The values of s' which we use for this algorithm can be chosen based on $T_{eff}(s')$ as discussed in [21].

Because $T_{eff}(s')$ is not an actual temperature this analog of parallel tempering will also not obey detailed balance exactly, even in the long time limit, however, as I discuss in Sec. 7, we can still use this algorithm for approximate sampling by performing some classical post processing.

In this analogue of parallel tempering we define the “state” of a replica as the lowest energy state found in the previous annealing run. With this definition, we have all of the ingredients for a complete parallel tempering analogue, as given in algorithm 2. Note that if we use this algorithm with E in Eq. 6 defined as the minimum energy found, then we can extract the lowest energy found in the algorithm where we define a ‘virtual’ $s' = 1$ state for which $T_{eff} = +\infty$ and the annealing protocol is not actually called, but rather the results simply consist of the state and its energy.

Let us finally consider a different approach, one in which we do runs with progressively larger s' and therefore progressively smaller $T_{eff}(s')$. Let us take our inspiration for this from the classical Monte Carlo technique of population annealing which was introduced in [22] and further discussed in [23, 24]. In this technique, many replicas are run under SA and at each temperature step replicas are either destroyed or copied based on a probabilistic criteria related to their energy.

Following the classical prescription, for a given replica, the mean number of copies of that replica which will appear at the next step will be

$$\bar{N}(E) = \frac{1}{Q} \exp \left(\left(\frac{1}{T_{eff}(s'_{old})} - \frac{1}{T_{eff}(s'_{new})} \right) E \right), \quad (7)$$

where

$$Q = \frac{1}{\bar{N}_{rep}} \sum_i \exp \left(\left(\frac{1}{T_{eff}(s'_{old})} - \frac{1}{T_{eff}(s'_{new})} \right) E_i \right). \quad (8)$$

The choice of the normalization constant Q guarantees that, while the total number of replicas will fluctuate from step to step, the mean number of replicas will remain \bar{N}_{rep} throughout the algorithm. Without this properly defined normalization, the number of replicas would either grow exponentially and cause the algorithm to become impractically slow, or reduce to zero, leaving the outcome undefined. We now simply follow the same prescription as we did with parallel tempering, defining the “state” of a replica as the minimum energy found in a given annealing run, and defining the energy of that replica as the corresponding energy. From this we can now construct the quantum analogue of population annealing shown in algorithm 3. The effect of this algorithm is to identify and preferentially search with increasingly short range local searches regions with deep local minima.

5. Local Search on an Annealer

For a useful local search we desire two properties, firstly the search should be local in the sense that it only explores a fraction of the states in the state space and secondly the search should seek out more optimal (lower energy) solutions over less optimal

Algorithm 2 Quantum Analogue of Parallel Tempering, see Sec. 5 for the details of how the local search given in ANNEALER_CALL can be implemented.

```

1: procedure QUANTUM_PARALLEL_TEMPERING( $H, s\_primes, Nstep$ )  $\triangleright$ 
   Quantum analogue of parallel tempering
2:    $Nqubits \leftarrow length(H)$ 
3:    $states \leftarrow RANDOM\_ZEROS\_AND\_ONES(length(s\_primes), Nqubits)$   $\triangleright$ 
   Initialize random array of states
4:    $energies \leftarrow zeros(length(s\_prime), 1)$ 
5:   for  $i = 1, i ++, Nstep$  do
6:     for  $j = 1, j ++, length(s\_primes)$  do
7:        $results \leftarrow ANNEALER\_CALL(H, states(j, :), s\_prime)$   $\triangleright$  Call to
   quantum annealer
8:        $states(j, :) \leftarrow LOWEST\_ENERGY\_STATE(results)$   $\triangleright$  Extract lowest
   energy state
9:        $energies(j) \leftarrow MINIMUM\_ENERGY(results)$   $\triangleright$  May want to use
   mean energy instead for sampling applications
10:    end for
11:    return  $states$   $\triangleright$  States at each step may be useful for sampling
12:    for  $j = 1, j ++, length(s\_primes)$  do
13:      for  $k = j + 1, k ++, length(s\_primes)$  do
14:         $prob \leftarrow SWAP\_PROB(energies(j), energies(k), s\_primes(j), s\_primes(k))$ 
 $\triangleright$  Apply Eq. 6
15:        if  $RAND() < prob$  then  $\triangleright$  Uniform random number between 0 and 1
16:           $temp\_state \leftarrow states(j, :)$ 
17:           $states(j, :) \leftarrow states(k, :)$ 
18:           $states(k, :) \leftarrow temp\_state$ 
19:        end if
20:      end for
21:    end for
22:  end for
23: end procedure

```

ones. Consider a protocol to search the phase space near a chosen classical state in the presence of a low temperature bath. The system is first initialized at $s = 1$ in a state which specifies the starting point of the algorithm and therefore the region to be searched. Local search with a controllable range is then performed by decreasing the annealing parameter s in Eq. 1 to a prescribed value s' (thereby turning on a transverse field), possibly waiting for a period of time, and then returning to $s = 1$ and reading out the final state normally. The low temperature bath will moderate transitions between states, with detailed balance acting as a guarantee that more optimal states will be favored in the search.

One model which has been able to successfully predict experimental results [38, 39, 40, 42, 43] is to assume decoherence acts in the energy eigenbasis. In this model, which arises from a perturbative expansion in coupling strength [44, 45], coherence can be lost rapidly between energy eigenstates and transitions between these states can be mediated by the bath but the eigenstates themselves are not disrupted by the bath. Because the eigenstates themselves will generally be highly quantum objects,

Algorithm 3 Quantum analogue of population annealing see Sec. 5 for the details of how the local search given in ANNEALER_CALL can be implemented.

```

1: procedure QUANTUM_POPULATION_ANNEALING( $H, s\_primes, Nbar$ )  $\triangleright$ 
   Quantum analogue of population annealing
2:    $states \leftarrow \text{RANDOM\_ZEROS\_AND\_ONES}(Nbar, Nqubits)$   $\triangleright$  Initialize
   random array of states
3:    $energies \leftarrow \text{zeros}(Nbar, 1)$ 
4:    $N \leftarrow Nbar$ 
5:   for  $i = 1, i ++, \text{length}(s\_primes) - 1$  do
6:      $newEnergies \leftarrow []$   $\triangleright$  Initialize empty variable
7:      $newStates \leftarrow []$   $\triangleright$  Initialize empty variable
8:     for  $j = 1, j ++, N$  do
9:        $results \leftarrow \text{ANNEALER\_CALL}(H, states(j, :), s\_prime)$   $\triangleright$  Call to
   quantum annealer
10:       $states(j, :) \leftarrow \text{LOWEST\_ENERGY\_STATE}(results)$   $\triangleright$  Extract lowest
   energy state
11:       $energies(j) \leftarrow \text{MINIMUM\_ENERGY}(results)$   $\triangleright$  May want to use
   mean energy instead for sampling applications
12:      end for
13:       $Q \leftarrow \text{NORMALIZATION\_FACTOR}(energies, Nbar, s\_primes(i), s\_primes(i+$ 
   1))  $\triangleright$  Apply Eq. 8
14:      for  $j = 1, j ++, N$  do
15:         $Nmean \leftarrow \text{UNNORMALISED\_PROB}(energies(j), s\_primes(i), s\_primes(i+$ 
   1))/ $Q$   $\triangleright$  Apply Eq. 7
16:         $Ncopy \leftarrow \text{POISSON\_RANDOM\_NUMBER}(Nmean)$   $\triangleright$  Poisson
   distributed random number
17:        if  $Ncopy > 0$  then
18:          for  $k = 1, k ++, Ncopy$  do
19:             $\text{APPEND}(newEnergies, energies(j))$   $\triangleright$  Append to list of
   energies
20:             $\text{APPEND}(newStates, states(j, :))$   $\triangleright$  Append to list of states
21:          end for
22:        end if
23:      end for
24:       $N \leftarrow \text{length}(newEnergies)$ 
25:       $energies \leftarrow (newEnergies)$ 
26:       $states \leftarrow (newStates)$ 
27:      return states
28:    end for
29: end procedure

```

even a completely incoherent superposition of them can still support quantum effects.

Solving problems using tunneling mediated by open quantum system effects means that even if the system is initialized in an excited state, interactions with the environment will cause probability transitions to other eigenstates. Detailed balance implies that for a bath with finite temperature the transitions will occur preferentially toward lower energy states. Furthermore, if $A(s)$ is appropriately small compared to $B(s)$ in Eq. (1) then the quantum fluctuations can be viewed as local fluctuations around a classical state, the stronger $A(s)$ is compared to $B(s)$, the less local this search will be. Consider the perturbative expansion around a (non-degenerate) classical state $|C(s=1)\rangle$ which can be written as,

$$|C(s)\rangle = \frac{1}{\mathcal{N}} \sum_{n=0}^{\infty} \left(\frac{A(s)}{B(s)} \right)^n \mathbf{D}_n \left(\sum_i \sigma_i^x \right)^n |C(1)\rangle \quad (9)$$

where \mathbf{D}_n is a diagonal matrix which depends on the spectrum of $H_{Problem}$ and \mathcal{N} is a normalization factor. If we assume dephasing noise, then the tunneling rate between two perturbed classical states, $|C(s)\rangle$ and $|C'(s)\rangle$ will be proportional to $\langle C(s) | \sum_i \sigma_i^z | C'(s) \rangle$. By inserting the state given in Eq. 9, we see that

$$\left\langle C(s) \left| \sum_i \sigma_i^z \right| C'(s) \right\rangle \propto \left(\frac{A(s)}{B(s)} \right)^{\mathcal{H}(C(1), C'(1))} + \dots \quad (10)$$

where $\mathcal{H}(C(1), C'(1))$ is the Hamming distance (number of edges required to traverse on the hypercube) between the two classical states and \dots indicates higher powers of $\frac{A(s)}{B(s)}$. For small $\frac{A(s)}{B(s)}$, tunneling between perturbed classical states is therefore *exponentially* suppressed in the Hamming distance between the states. As an eigenstate of a transverse field Ising model $|C(s \neq 1, 0)\rangle$ is a fundamentally quantum object which will exhibit quantum entanglement and therefore will be able to mediate tunneling between classical states quantum mechanically. We therefore expect a quantum advantage to be preserved within the local search. By using quantum searches only locally we have removed the possibility of gaining a quantum advantage for long range searches beyond the range of each local search. However, for this price we gain a major advantage, the classical long range search can be done using state-of-the-art techniques such as parallel tempering or population annealing, therefore a small quantum advantage in the local search still results in an improvement over the underlying classical algorithm. By contrast, traditional quantum annealing only represents algorithmic improvement over classical methods if the quantum advantage is *at least* as large as the advantage which state-of-the-art classical techniques such as parallel tempering have over simulated annealing.

The question is now how we can program the initial state. The initial states required for the local search protocol are completely classical, and therefore could be programmed directly by manipulating the qubits in a classical way. Another completely classical method would be to prepare a simple energy landscape where the desired state has the lowest energy and first heat and then cool the system, thus preparing it by classical thermal annealing. Both of these methods would require additional controls or degrees of freedom which may not be accessible on a real device. For this reason I will instead focus on preparing the initial state using the standard QAA, which an annealer is able to perform *by definition*. This is accomplished by

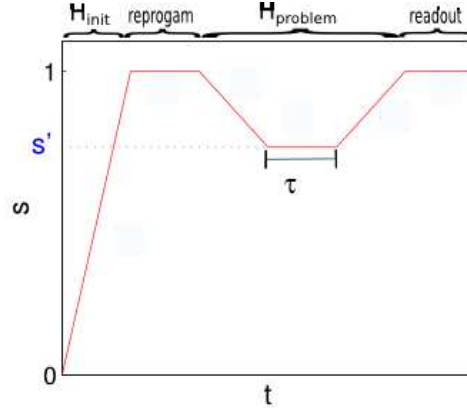


Figure 3. Schematic representation of a single annealing cycle to perform a local search. First the standard QAA is implemented with the problem Hamiltonian given in Eq. 11 to initialize the qubits in the desired state. After this the Hamiltonian is reprogrammed and the device is annealed to s' and optionally allowed to remain at that point for a time τ . The device is then annealed to $s = 1$ and read out.

running the QAA with a simple Hamiltonian to guarantee that the system is initialized in a desired state y ($y(i) \in \{-1, 1\}$) with a high probability, for example

$$H_{init}(y) = - \sum_i y(i) \sigma_i^z - \sum_{i,j \in \mathcal{X}} y(i) y(j) \sigma_i^z \sigma_j^z, \quad (11)$$

which is a gauge transform of an unfrustrated ferromagnetic system in a field, and will have a very simple energy landscape and a relatively large energy difference between the lowest energy and first excited state. Annealing runs with this Hamiltonian therefore should reach the target state y with a high probability. After this step, one needs to be able to reprogram $H_{Problem}$ in Eq. 1 to be the Hamiltonian of the problem in which we are interested. I will discuss the feasibility of performing such a protocol on real annealers in Sec. 9.

Once we have the desired initial state and problem Hamiltonian programmed, we simply need to turn on a desired strength of transverse field, controlled by the value s' shown in Fig. 3. It may also be desirable to wait for a time τ before turning the field off again and reading out the state. The readout does not need to be any different than what is used with the standard QAA. While I will not generally assume the capability to anneal to $s = s'$ instantaneously, as the annealing rate on real devices is sometimes experimentally limited [46], it is worth pointing out that in the limit each run is effectively a noisy continuous time quantum random walk with a localized starting condition and a finite temperature bath. In a related work I will examine the relationship between QAA and quantum random walks in the context of global rather than local searches [47].

The function `ANNEALER_CALL` in algorithms 1, 2, and 3 can be constructed by repeatedly performing the annealing cycle protocol illustrated in Fig. 3 with the same value of s' and the same initial state $|C(s=0)\rangle$ each time. This function then returns a list of the final state found in each successive annealing cycle, which can be thought of as the results of a probabilistic local quantum search around $|C(s=0)\rangle$. In

the next section, I provide numerical demonstrations of the principle of local quantum search.

6. Proof of Principle

6.1. methods

Now that I have discussed how a local search algorithm can be constructed, I will perform some numerical experiments to act as a proof of principle for these methods. While a full numerical examination of all techniques discussed here is beyond the scope of this paper, it is instructive to examine the behaviour in some simple cases to demonstrate that the underlying principles are sound. The numerical method which I will use for this is path integral quantum Monte Carlo, which has previously been used to study the behaviour of quantum annealing [36, 49, 50, 51, 52, 53], this idea is often referred to as Path Integral Quantum Annealing (PIQA).

PIQA is based on approximating the quantum partition function as a classical partition function of a Hamiltonian consisting of multiple coupled copies of the original Hamiltonian, I do this following the methods of [53], using $P = 60$ Trotter slices to simulate a system at $T = 0.05$, meaning that the actual temperature of the coupled copies is $PT = 3$. The number of Monte Carlo steps per Spin (MCS), τ_{PIQA} is varied in different numerical experiments as explained later. For more details of the numerical methodology, including classical pre-annealing, I refer the reader to the appendix.

While these techniques do not simulate the details of the system bath interactions, they do use local updates to approach a Boltzmann distribution relative to a quantum Hamiltonian. This can roughly be thought of as similar to the action of a bath which performs local updates which obey detailed balance. It is often the case in quantum annealing that tunnelling mediated by these interactions dominates over other factors such as coherence between energy eigenstates, which are not present in PIQA. It has in fact been shown experimentally that similar scaling can be obtained with PIQA as with hardware physical annealers, albeit with a large constant factor advantage in favour of the hardware [36].

For these proof of principle studies, I consider a modified version of a Hamiltonian which has been previously used in an experimental quantum annealing study [40]. This Hamiltonian has been chosen because it is known to be difficult to solve using quantum annealing, and was previously used to demonstrate the beneficial role which thermal fluctuations play in solving problems on real world devices. As Fig. 4 demonstrates, we have added additional couplers of strength δ to this Hamiltonian which increase the roughness of the energy landscape. Except for in Fig. 4, I use $\delta = 0.2$. I have also observed numerically that these couplers make the problem easier for the PIQA, but standard PIQA still performs relatively poorly in the regime we examine. I have elected to use a linear annealing schedule for these studies $A(s) = 1 - s$, $B(s) = s$ owing to its relative simplicity.

This problem is not particularly hard for classical algorithms, as demonstrated by the high success rate of simulated annealing depicted in Fig. 4. The relative ease of this problem for classical Monte Carlo approaches is likely due to the small state space of this problem which is constructed of relatively few spins, it can be solved in less than a second by exhaustive search. As the title of this section implies, the calculations here are not intended to prove a scaling advantage of these protocols, but rather a proof of principle of the underlying mechanisms.

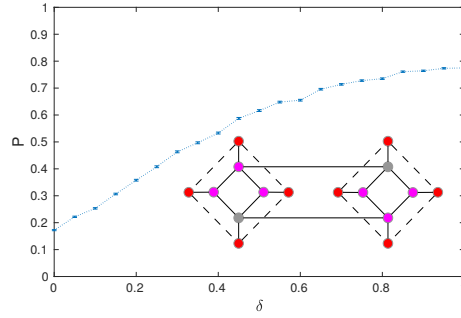


Figure 4. Inset: Ising Hamiltonian used in proof of principle studies. Solid lines are ferromagnetic couplers with strength $J = -1$, dashed lines are ferromagnetic couplers with strength $J = -\delta$. Red circles indicate qubits with applied field of $+1$, magenta indicate field of -1 , and grey indicate no field. Everywhere except for in the main plot of this figure, I use $\delta = 0.2$. Main plot: Simulated annealing success probabilities P with various values of δ for a sweep with 1000 steps using a linear anneal starting at $T = 10$. Error bars represent one standard deviation of the mean.

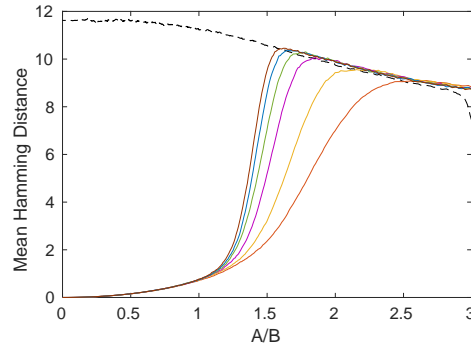


Figure 5. Hamming distance from true final ground state versus A/B . The simulation is started in the true ground state at $s = 1$ and annealing backward using PIQA with $\tau_{PIQA} = 500$ (red), $\tau_{PIQA} = 1000$ (orange), $\tau_{PIQA} = 2000$ (yellow), $\tau_{PIQA} = 3000$ (purple), $\tau_{PIQA} = 4000$ (green), and $\tau_{PIQA} = 5000$ (cyan). The dashed black line is a PIQA run starting at $A(s)/B(s) = 3$ and annealing to $s = 1$ ($B(s) \gg A(s)$) with a linear schedule and $\tau_{PIQA} = 1000$. All curves are the result of averaging 1,000 individual PIQA runs with $T = 0.05$ and $P = 60$. Mean Hamming distance is calculated by averaging between all Trotter slices and PIQA runs. The difference between the dashed curve and the solid curves at $A/B = 3$ is likely a statistical artifact relating to how the PIQA for the dashed line is initialized, see appendix for details.

One advantage of this Hamiltonian is that it can be implemented on a D-Wave chimera graph, meaning that in principle this Hamiltonian could be used as an experimental tool on real world annealers. However that the values of T and τ_{PIQA} for the numerical studies here have not been chosen to match the parameters of any of these devices.

6.2. results

Let us first examine the effective range explored when annealing hardware is programmed in an initial state at $s = 1$ and s is decreased linearly to a value s' at a constant rate. As Fig. 5 illustrates, Hamming distance from the initial state, in this case the true ground state of the final Hamiltonian illustrated in Fig. 4. increases continuously as s is decreased until the annealing trajectory merges with that of a traditional PIQA run which starts at small s and then for which s is increased. This plot clearly demonstrates how s' and the annealing rate (which acts as a proxy for wait time at s') may be used to control the typical range of a search.

Let us now consider an example problem to demonstrate the action of the local search mechanism. I first note that none of the 1000 PIQA runs using a traditional annealing schedule which were used to produce Fig. 5 were able to find the correct ground state, demonstrating that this problem is relatively hard for quantum annealing as it is usually formulated. Let us instead consider a very simple hybrid algorithm: initializing in a randomly selected state at $s = 1$, anneal to s' , wait a period of time τ and then anneal back. To gain a fair comparison between different values of s' , I elect to fix the total number of steps $\tau_{PIQA} = 1000$.

Fig. 6 shows the results of this protocol. Firstly, I note that even at effectively zero transverse field, the system is able to find the final ground state with moderate probability, this is an artifact of the small problem size. For relatively small $\frac{A(s')}{B(s')}$, the probability of finding the ground state remains fixed at this same value, this is the *frozen regime*, where quantum fluctuations are not strong enough to mediate tunneling. At a larger value of $\frac{A(s')}{B(s')}$, the probability of finding the ground state increases due to tunneling from nearby states, it is in this *local tunneling regime* where we can see the advantage of local quantum searching, the state is transferred to a nearby local minimum without becoming trapped in the false minimum which prevents traditionally formulated quantum annealing from performing well. Finally, if $\frac{A(s')}{B(s')}$ is too large, the system tunnels into the false minima and the success rate drops off, this regime, is the *global tunneling regime*.

This simple example acts as a proof of principle for the power of a local quantum search, specifically, that local quantum exploration can lead to success even when a global search fails. While the problem used in this example is small, and relatively simple, the same principles will hold for larger examples where the rough region is harder to explore classically.

7. Applications to Sampling

While the parallel tempering-like routine in algorithm 2 will not obey detailed balance exactly, it may do so in an approximate sense and therefore may approximate a fair sampling of the local minima of the energy landscape. Because the system must be annealed to the point $s = 1$ at the end of each call to the annealer, the raw states extracted from this algorithm will not provide a good approximation of a thermal sample of the problem Hamiltonian unless this step is performed very fast. On the other hand, these states do still provide very approximate information on the relative thermal probabilities to be found in different local minima, with quantum fluctuations acting as a rough proxy for thermal fluctuations. It has been shown in [12] that for some machine learning tasks a quantum distribution at finite temperature is actually

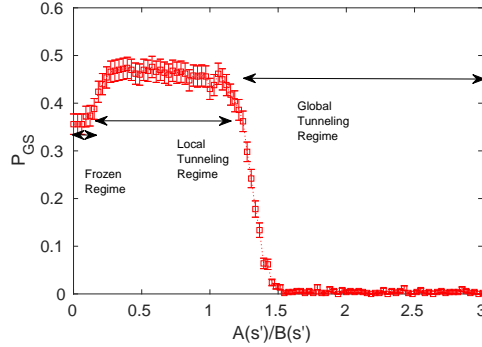


Figure 6. Probability of finding the ground state versus $\frac{A(s')}{B(s')}$. These data show three regimes, a frozen regime where no quantum tunneling can occur, a local tunneling regime where performance is enhanced by quantum tunneling from nearby states into the final ground state, and a global tunneling regime, where the state can tunnel throughout the system, and therefore gets trapped in a false minimum with high probability. This figure is based on accumulated statistics of 500 individual random starting points which were all subjected to the same classical pre-anneal. Error bars represent one standard deviation of the mean.

preferable to a Boltzmann distribution on a classical Ising model. For other tasks it has been shown that using quantum fluctuations as a proxy for thermal distributions is sub-optimal, but makes little difference in practice [14, 15]. An approximate thermal sample can be obtained by first taking all of the data from the states output by algorithm 2 at a desired T_{eff} (perhaps throwing the first few iterations away as warm up period), and then applying the metropolis rules at $T = T_{eff}$ to obtain a fair thermal sample within each of these local minima.

For the estimation of the relative importance of local minima for sampling purposes, the mean energy found in each run may actually be a more appropriate measure, rather than the minimum energy which the annealer found, and therefore more accurate sampling results may be obtained if the minimum in line 9 of algorithm 2 is replaced by the mean of all of the energies found in a run.

Similarly to the parallel tempering analogue, the population annealing analogue can be used to approximate thermal weight of different local minima and therefore to sample with appropriate post-processing. As with the parallel tempering the mean energy in an annealing run may be a more appropriate choice than the minimum energy as the criterion for how many copies of a replica to carry on to the next stage of annealing.

For the more generalized hybrid algorithm, or if an exact Boltzmann distribution over the classical Ising Hamiltonian is desired, how to perform sampling is less clear, but sampling could still benefit from using these algorithms. While the hybrid algorithm may be able to give a more complete accounting of low energy local minima than other methods, it does not provide any clue on the relative thermal weights of each. In principle however, classical post processing could allow an estimate of the entropy and therefore free energy in disjoint local minima. By integrating the specific heat numerically using Monte Carlo techniques, these free energies could then be used to find the appropriate weightings to calculate an overall Boltzmann distribution.

It is also worth noting that if fast annealing were available, as suggested in [12],

then post processing would not be necessary for either the population annealing or parallel tempering as the distribution within each disjoint minimum would already be of the form desired for a quantum Boltzmann machine.

8. How to avoid solving the wrong problem

Problem mis-specification, where the controls for stating the problem (the Hamiltonian for the QAA) do not match what the user intended, is a major difficulty in analog computing [48]. In real devices these mis-specifications come from a variety of sources, such as low frequency noise from the environment which mimics the control device or simply from the fact that the controls lack the precision to represent the actual intended problem. For the purposes of this discussion the source of the control error does not matter, only that it is effectively random and relatively uncorrelated. On real devices, techniques such as gauge averaging can be used to get rid of any correlation in the control error, and non-random components can be removed by repeated measurement and adjustments of the device.

The effect of problem mis-specification is that the classical energies of states are changed randomly. The typical change in energy for any state in the phase space will be proportional to the energy from applying a Hamiltonian corresponding to the mis-specifications to that state. By general statistical arguments this energy shift will be proportional to \sqrt{N} , where N is the total system size [54]. If the mis-specification is strong enough compared to the energy difference between local versus global energy minima, then the optimum of the mis-specified Hamiltonian will no longer correspond to the optimal solution of the target problem, and even a machine which finds the lowest energy state perfectly on the mis-specified Hamiltonian can only obtain an approximate solution.

Problem mis-specification means that, as a device to perform the QAA is scaled, the errors must also be reduced or the device will no longer be able to reliably optimize, and any fundamental limit on the precision of the controls will also be a limit on the size of problem for which a such a device will be useful. The reason for this is that the QAA is a global search, corruption of the energy landscape anywhere in the phase space has the potential to destroy performance.

For a local search however, the total size of the space is irrelevant to the performance of the search. The reason is as follows, which state is optimum depends only on the relative energy of states which are explored, clearly shifts relative to the energy of states which are not searched will have no effect. Errors due to problem mis-specification arise from the device being effectively ‘tricked’ by bitstrings which have falsely been assigned a lower energy than the actual solution. The deviation in energy differences between the searched bitstrings is therefore the relevant quantity, and overall energy shifts in all states which can be reached are irrelevant.

Local searches are not immune to problem mis-specification. However, if I assume that the shape of the subspace explored is itself roughly in the shape of a hypercube then by the same arguments as [54], the relevant energy shift caused by the problem being incorrectly specified will go as $\sqrt{\mathfrak{h}(s')}$ where $\mathfrak{h}(s')$ is the typical Hamming distance between the states explored. While $\mathfrak{h}(s')$ itself may scale with N for a fixed s' , the value of s' can be adjusted for different system size based on the algorithm 1, and therefore held fixed, thus removing the direct dependence of the error on N . As I discussed previously, fixing the range of the search does mean that a quantum advantage cannot be obtained beyond the range of the search, however, it does not

preclude the possibility of such an advantage within the search range.

Even if the assumption that the subspace explored by the local search is roughly hypercubic in shape is relaxed, then the effective typical energy shift can still be upper-bounded using the following arguments. Increasing the number of states in a search space can never decrease the probability of the search space being corrupted by problem mis-specification. This is intuitively clear because if a bitstring exists in the search space which due to problem mis-specification has a lower energy than the correct solution, this bitstring will still be in the search space if it is expanded, and the search space will still be corrupted. Therefore, if the furthest Hamming distance between states reached in a local search is $\mathfrak{h}_{max}(s')$ then the probability of state space corruption for the search space has to be less than the probability of corruption in a hypercubic space with size $\mathfrak{h}_{max}(s')$ and therefore the effective typical energy shift must be less than $\sqrt{\mathfrak{h}_{max}(s')}$, which again could be substantially less than the total system size, N .

In principle local searches are still a valid optimization technique for arbitrarily large Hamiltonians as long as each search does not search too large a subspace.

9. Hardware Implementation

Let us now examine the question of whether the reprogramming step in Fig. 3 is experimentally feasible. To do this we must discuss the details of how an annealer actually works. In this section I will first discuss in general terms why the methods proposed here should be practical on any annealer, this will be followed by a brief discussion of the feasibility of doing such searches specifically on the superconducting circuit hardware constructed by D-Wave Systems Inc.

The local search protocol laid out in this paper does not require any modification of the parts of the protocol for which quantum mechanics plays a role. The only additional capability beyond what one should expect for any useful quantum annealer (programmable Hamiltonians, ability to adjust parameters over an appropriate range, some degree of coherent quantum interaction, etc...), is the ability to program the state of the machine at the end of the anneal. As I have mentioned previously however, at this point the annealer is in a completely classical state and there is no need to protect a delicate quantum superposition.

If the annealer architecture also supports individually addressable manipulation of individual qubits by either quantum or classical means then the necessary state can be initialized by first running the annealer with the desired Hamiltonian and then measuring the result and applying appropriate gates to reach the desired state. In this case the problem Hamiltonian does not ever need to be changed. One example for which this will certainly be true is a simulation of a quantum annealer which is run on a universal quantum computer, in this case no initial annealing run is even necessary, the bits can just be initialized in the $|0000\dots\rangle$ state and then appropriate bit flips could be applied.

As I have discussed in Sec. 5, direct manipulation of the qubits is not necessary, as long as the Hamiltonian can be reprogrammed at $s = 1$ without disturbing the (classical) state of the bits. As the Hamiltonian must already be programmable for an annealer to be useful, the necessary criteria for this to be possible is that the qubits either are naturally stable enough or can be made stable enough that their state is not changed by reprogramming the Hamiltonian. Even in a system which lacks natural

stability, such stability could be achieved for example by turning on strong field terms while the couplers are reprogrammed, and then turning the field terms off again.

I now specifically discuss the superconducting circuit architecture by D-Wave systems Inc. These devices are based on superconducting circuits of the type shown schematically in Fig. 7 [56].

One crucial aspect to the feasibility of the D-Wave hardware for local searches is that it has been shown experimentally that open quantum system effects play a major role in the ability of the D-Wave devices to perform tunneling and find ground states [40]. It is worth pointing out that the importance of open quantum system effects does *not* indicate that the D-Wave devices are classical rather than quantum solvers. In fact, for these devices there is experimental evidence of both entanglement [41] and tunneling [38, 39].

In the D-Wave architecture there is classical superconducting control circuitry [55] which is used to set the fields and couplers in Eq. 2. Tuning the components of this circuitry which are used to program these states will produce stray fields and heat which one may be concerned could disrupt the state of the qubits. The final classical state of these qubits should be very stable, and need not support any delicate quantum superpositions since it is a classical basis state. The reason for the stability is the way in which the qubits are implemented. The effective Ising model in the D-Wave device is produced by circuits which actually implement an effective double well potential [42], this potential is then tuned between a mono- and bi- stable regime. The ground and first excited state of each of these individual wells can be mapped to an effective Ising spin, for which quantum tunneling between the wells mediates superposition states as illustrated schematically in Fig. 8. The strength of tunneling depends exponentially on the width and height of the barriers between these two wells, and therefore tuning far into the bistable regime strongly suppresses any quantum tunneling, and makes the qubits effectively classical. In this classical regime it may still be possible for external heat to cause the qubit to be excited over the energy barrier thermally. To avoid this problem one should be able to simply bias the qubits further into the bistable regime until the barrier heights are sufficient, or to perform the reprogramming more slowly so heat has more time to dissipate.

An outstanding question is whether the D-Wave chip as it is currently constructed is capable of implementing such a protocol. While it has not been tested experimentally whether or not such reprogramming will disrupt the state of the qubits on these devices, the low level controls do exist to perform the protocol in Fig. 3 [57]. If a high fidelity could be obtained in the reprogramming step on the current device, then the algorithms given in this paper could be tested by someone with low level access to these devices without performing any physical modifications. If this is indeed the case, such experiments could provide a proof-of-principle for the ideas stated here. To go beyond proof-of-principle it would probably be desirable to optimize a machine to perform the protocol given in Fig. 3 so that the time to reprogram, and the energy released in the reprogramming step (which would determine the time needed to cool afterward) are both minimized.

Even if the suggested reprogramming routine is not possible at high fidelity on current D-Wave devices, it is likely that it could be made feasible through design alterations on updated devices, or on other hardware for simulating transverse field Ising models.

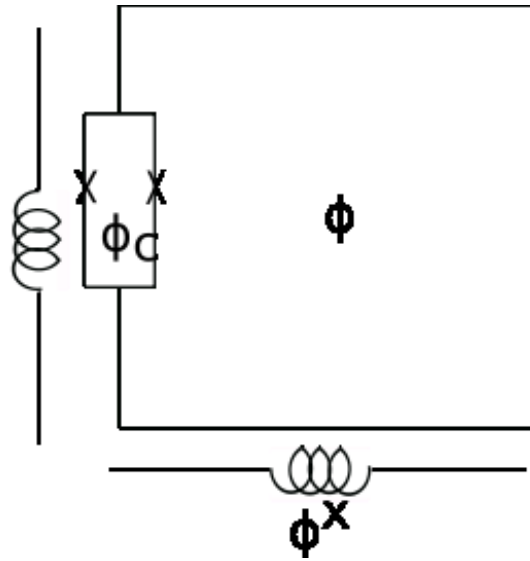


Figure 7. Circuit schematic where fluxes through small and large loops control the effective potential which the flux ϕ experiences are illustrated in Fig. 8. For more details about the circuit design, see [56].

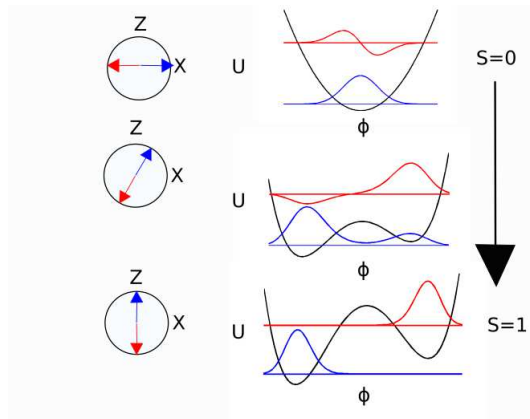


Figure 8. Schematic figure illustrating how the D-Wave annealer implements the Ising Model. left: Representation of ground and first excited state in the x-z plane of the Bloch sphere. right: Corresponding potential with ground and first excited states overlaid. Top: monostable potential corresponding to strong transverse field ($s=0$) Mid: bistable potential with quantum tunneling corresponding to transverse and longitudinal field of similar strength (intermediate value of s). Bottom: bistable potential where tunneling is no longer supported corresponding to strong longitudinal field with no transverse field ($s=1$).

10. Conclusions

We have discussed a new protocol using quantum annealers which may be feasible on current devices with no alterations, as well as performed a proof-of-principle numerical experiment to demonstrate the idea of a local search using a quantum annealer. I discuss numerous advantages over the QAA as it is implemented currently. In contrast to the QAA, the idea I propose can perform a local search rather than a global search. One advantage of such a search is that the effect of problem mis-specification depends on the range of the search, rather than the overall number of qubits, and therefore this method should work even when noise would ruin a global search with the QAA. I further argue that this type of search can be used to construct hybrid algorithms, where quantum and classical searches can be used sequentially to gain the complementary advantages of each. I argue that an advantage could be obtained in this case even if the classical algorithm is simply to randomly initialize the state of the annealer. I furthermore construct analogues of powerful classical algorithms, but using a quantum processor, and discuss how these methods can be applied to sampling with appropriate post-processing. Because the protocol I propose is able to take advantage of state-of-the-art classical techniques, it will represent an algorithmic improvement even if the local searches gain only a small quantum advantage, in contrast the traditional QAA only provides such an improvement if the quantum advantage is at least as large as the classical advantage which advanced techniques such as parallel tempering have over simulated annealing. I have further demonstrated the underlying principles of these algorithms with simple numerical experiments.

Acknowledgments

The author was supported by EPSRC (grant ref: EP/L022303/1), and would like to thank Viv Kendon for several critical readings of the paper and useful discussions. The author further thanks Trevor Lanting, Helmut Katzgraber, Gabriel Aeppli, Andrew G. Green, and Paul A. Warburton for useful discussions.

Appendix: Path Integral Quantum Annealing

To perform Path Integral Quantum Annealing (PIQA), I followed the procedures given in [53]. While I will not reproduce the derivations of that paper, I will touch on several important similarities and differences which are necessary to be aware of to reproduce my numerical results.

Time Parameter τ_{PIQA}

The time parameter τ_{PIQA} counts the number of Monte Carlo steps per spin (MCS). As was done in [53], at each time step, a ‘classical’ cluster update was also attempted for each of the spins in the Ising system. These updates consisted of flipping the same spin simultaneously in all Trotter slices.

Starting Conditions for Traditional QAA

For runs performed with the traditional QAA, I started with s' such that $A/B = 3$ rather than at $B = 0$. This is to prevent the Trotter slices from becoming completely uncorrelated, and is consistent with the methodology of [53].

Classical Pre-anneal

As was done in [53], I initialized all PIQA runs with a classical pre-anneal to achieve the appropriate initial state. This pre-anneal consisted of 100 Monte Carlo sweeps run on the classical Hamiltonian. After the pre-anneal, all Trotter slices were initialized in this state, the breaking of this uniformity in initialization is likely the cause of the numerical artefact seen near $A/B = 3$ for the dashed line in Fig. 5. For runs initialized at $A/B = 3$ this classical pre-anneal was performed at $T_{class} = PT$, on the other hand for runs starting with $B \gg A$ this was done by taking $T_{class} = T$.

In cases where multiple PIQA runs are plotted starting at $s = 1$, the initial states for the PIQA is taken as the result of a single classical pre-anneal with the same set of initial states. This removes unimportant statistical noise due to the pre-anneal finding different classical states in different cases. The actual *relative* statistical variations between points in Fig. 6 is probably therefore actually substantially smaller than the errorbars, which represent *absolute* statistical variation in the values, although it is difficult to estimate precisely by how much.

- [1] Perdomo-Ortiz, A., Venegas-Andraca, S.E. & Aspuru-Guzik, A. Quantum Inf Process (2011) 10: 33. doi:10.1007/s11128-010-0168-z
- [2] M. Benedetti, J. Realpe-Gómez, R. Biswas, and A. Perdomo-Ortiz, Estimation of effective temperatures in quantum annealers for sampling applications: A case study with possible applications in deep learning. Phys. Rev. A, 94:022308, Aug 2016.
- [3] M. Benedetti, J. Realpe-Gómez, R. Biswas, and A. Perdomo-Ortiz. Quantum-assisted learning of graphical models with arbitrary pairwise connectivity. arXiv:1609.02542, 2016
- [4] Finilla A.B., Gomez M.A., Sebenik C, Doll D. J. Quantum annealing: a new method for minimizing multidimensional functions. Chem Phys Lett. 219:343–348 (1994).
- [5] Farhi, E. et al. A quantum adiabatic evolution algorithm applied to random instances of an NP-complete problem. Science 292, 472–475 (2001).
- [6] Brooke, J., Bitko, D., Rosenbaum, T. F. & Aeppli, G. Quantum annealing of a disordered magnet. Science 284, 779–781 (1999).
- [7] Marzec, M. Portfolio Optimization: Applications in Quantum Computing, FE800 – Special Projects in Financial Engineering
- [8] Choi, V. Adiabatic Quantum Algorithms for the NP-Complete Maximum-Weight Independent Set, Exact Cover and 3SAT Problems. arXiv:1004.2226 (2010).
- [9] Adachi, S. H. and Henderson, M. P. Application of Quantum Annealing to Training of Deep Neural Networks arXiv:1510.06356 (2015)
- [10] Denil, M. and de Freitas, N. (2011). Toward the implementation of a quantum RBM. NIPS*2011 Workshop on Deep Learning and Unsupervised Feature Learning.
- [11] Rose, G. First ever DBM trained using a quantum computer. <https://dwave.wordpress.com/2014/01/06/first-ever-dbm-trained-using-a-quantum-computer> (2014).
- [12] Amin, M. H. Andriyash, E. Rolfe, J. Kulchitsky, B. Melko, R. Quantum Boltzmann Machine arXiv:1601.02036 (2016).
- [13] Chancellor, N. Szoke, S. Vinci, W. Aeppli, G. and Warburton, P. A. Maximum-Entropy Inference with a Programmable Annealer Scientific Reports 6, 22318 (2016).
- [14] Otsubo, Y. *et al.* Effect of quantum fluctuation in error-correcting codes. *Phys. Rev. E* **86**, 051138; DOI: 10.1103/PhysRevE.86.051138 (2012).
- [15] Otsubo, Y. *et al.* Code-division multiple-access multiuser demodulator by using quantum fluctuations. *Phys. Rev. E* **90**, 012126; DOI: 10.1103/PhysRevE.90.012126 (2014).
- [16] Jordan, S. P. Farhi, E. and Shor, P. W. Error-correcting codes for adiabatic quantum computation Phys. Rev. A 74, 052322 (2006).
- [17] Vinci, W. *et al.*, Hearing the Shape of the Ising Model with a Programmable Superconducting-Flux Annealer, *Scientific Reports* 4 5703 (2014).
- [18] Coxson, G. E. Hill, C. R. Russo J. C. Adiabatic Quantum Computing for Finding Low-Peak-Sidelobe Codes, Presented at the 2014 IEEE High Performance Extreme Computing conference.
- [19] <http://www.dwavesys.com/> accessed: March 8, 2016

- [20] Swendsen, R. H. and Wang, J.-S. Replica Monte Carlo Simulation of Spin-Glasses, *Phys. Rev. Lett.* 57, 2607 (1986).
- [21] Earl, D. J. and Deem, M. W. Parallel Tempering: Theory, Applications, and New Perspectives *Phys. Chem. Chem. Phys.* 7, 3910-3916 (2005).
- [22] K. Hukushima and Y. Iba, in *The Monte Carlo Method in the Physical Sciences: Celebrating the 50th Anniversary of the Metropolis Algorithm*, edited by J. E. Gubernatis, vol. 690, pp. 200-206. (AIP, 2003)
- [23] Machta, J. Population Annealing with Weighted Averages: A Monte Carlo Method for Rough Free Energy Landscapes *Phys. Rev. E* 82, 026704 (2010).
- [24] Wang, W. Machta, J. Katzgraber, H. G. Population annealing: Theory and application in spin glasses *Phys. Rev. E* 92, 063307 (2015).
- [25] Zhu, Z. Ochoa, A. J. Katzgraber, H. G. Efficient Cluster Algorithm for Spin Glasses in Any Space Dimension *Phys. Rev. Lett.* 115, 077201 (2015).
- [26] Wootters, W. K. and Zurek, W. H. A single quantum cannot be cloned, *Nature* 299, 802 - 803 (1982).
- [27] Amin, M. H. S.; Johnson, M. W. SYSTEMS AND METHODS EMPLOYING NEW EVOLUTION SCHEDULES IN AN ANALOG COMPUTER WITH APPLICATIONS TO DETERMINING ISOMORPHIC GRAPHS AND POST-PROCESSING SOLUTIONS patent application number: 20150363708 December 17, 2015
- [28] P. Ehrenfest, *Adiabatic Invariants and the Theory of Quanta* *Verslagen Kon. Akad. Amsterdam* 25, 412 (1916).
- [29] Born, M. Fock, V. Beweis des Adiabatenatzes, *Zeitschrift für Physik*, 51, 3, 165-180 (1928).
- [30] Cheung, D. Hoyer, P. Wiebe, N. Improved Error Bounds for the Adiabatic Approximation, *J. Phys. A: Math. Theor.* 44 415302 (2011)
- [31] Venuti, L. C. Albash, T. Lidar, D. A. Zanardi, P. Adiabaticity in open quantum systems, [arXiv:1508.05558](https://arxiv.org/abs/1508.05558). (2015)
- [32] Smelyanskiy, V. N., Venturelli, D. Perdomo-Ortiz, A. Knysh, S. and Dykman, M. I. Quantum annealing via environment-mediated quantum diffusion. [arXiv:1511.02581](https://arxiv.org/abs/1511.02581) (2015).
- [33] E. Farhi and S. Gutmann, Quantum computation and decision trees, *Phys. Rev. A* 58, 915 (1998).
- [34] N. Shenvi, J. Kempe, and K. B. Whaley. A quantum random walk search algorithm. *Phys. Rev. A*, 67:052307, (2003).
- [35] A. M. Childs, J. Goldstone Spatial search by quantum walk. *Phys. Rev. A* 70, 022314 (2004).
- [36] Denchev, V. S. et. al. What is the Computational Value of Finite Range Tunneling? *Phys. Rev. X* 6, 031015 (2016).
- [37] Le Ballac M. *Quantum Physics* Cambridge University Press pg. 273-278 (2006).
- [38] Boixo, S. et. al. Computational Role of Multiqubit Tunneling in a Quantum Annealer *Nature Communications* 7:10327 (2016).
- [39] Boixo S. et. al. Computational Role of Collective Tunneling in a Quantum Annealer [arXiv:1411.4036](https://arxiv.org/abs/1411.4036) (2014).
- [40] Dickson, N. G. et. al. Thermally assisted quantum annealing of a 16-qubit problem, *Nature Communications* 4, 1903 (2013).
- [41] Lanting, T. et al. Entanglement in a quantum annealing processor *Phys. Rev. X* 4, 021041 (2014).
- [42] Johnson, M. W. et. al. Quantum annealing with manufactured spins *Nature* 473, 194–198 (2011).
- [43] Chancellor, N. Warburton, P. A. and Aeppli, G. Experimental Freezing of mid-Evolution Fluctuations with a Programmable Annealer [arXiv:1605.07549](https://arxiv.org/abs/1605.07549) (2016).
- [44] Breuer H.-P., Petruccione F. *The Theory of Open Quantum Systems*, Oxford University press, pg. 105-120 (2002).
- [45] Albash, T. Boixo, S. Lidar, D. A. Zanardi, P. Quantum Adiabatic Markovian Master Equations *New J. Phys.* 14, 123016 (2014).
- [46] Ronnow, T. F. et. al. Defining and detecting quantum speedup *Science* 345, 420 (2014).
- [47] Chancellor, N. Morley, J. G. Kendon, V. and Bose, S. Adiabatic and quantum walk search algorithms as quantum annealing extremes, in preparation.
- [48] Bissell, C.C. A great disappearing act: the electronic analogue computer. In: *IEEE Conference on the History of Electronics*, 28-30 Jun 2004, Bletchley, UK.
- [49] Isakov, S. V. et. al. Understanding Quantum Tunneling through Quantum Monte Carlo Simulations *Phys. Rev. Lett.* 117, 180402 (2016).
- [50] Santoro, G. E. Martonak, R. Erio Tosatti, Roberto Car Theory of Quantum Annealing of an Ising Spin Glass, *Science* 295 2427-2430 (2002).
- [51] Ronnow, T. F. et. al. Defining and detecting quantum speedup, *Science* 345, 420 (2014).

- [52] Heim, B. Ronnow, T. F. Isakov, S. V. Troyer, M. Quantum versus classical annealing of Ising spin glasses, *Science* 348 215-217 (2015).
- [53] Martonak, R. Santoro, G. E. and Tosatti, E. Quantum annealing by the path-integral Monte Carlo method: The two-dimensional random Ising model, *Physical Review B* 66, 094203 (2002).
- [54] Young, K.C. Blume-Kohout, R. Lidar, D. A. Adiabatic quantum optimization with the wrong Hamiltonian, *Phys. Rev. A* 88, 062314 (2013).
- [55] Johnson, M. W. et. al. A scalable control system for a superconducting adiabatic quantum optimization processor *Supercond. Sci. Technol.* 23, 065004 (2010).
- [56] R. Harris et al. Experimental demonstration of a robust and scalable flux qubit *Physical Review B* 81, 134510 (2010).
- [57] Trevor Lanting, D-Wave Systems Inc. private communication

