

Strong higher-order resonant contributions to x-ray line polarization in hot plasmas

Chintan Shah,^{1,2,*} Pedro Amaro,^{1,†} Rene Steinbrügge,² Christian Beilmann,^{1,2,‡} Sven Bernitt,^{2,3} Stephan Fritzsche,^{4,5} Andrey Surzhykov,⁴ José R. Crespo López-Urrutia,² and Stanislav Tashenov¹

¹*Physikalisches Institut der Universität Heidelberg, 69120 Heidelberg, Germany*

²*Max-Planck-Institut für Kernphysik, Heidelberg, 69117 Heidelberg, Germany*

³*Institut für Optik und Quantenelektronik, Friedrich-Schiller-Universität, 07743 Jena, Germany*

⁴*Helmholtz-Institut Jena, 07743 Jena, Germany*

⁵*Theoretisch-Physikalisches Institut, Friedrich-Schiller-Universität Jena, 07743 Jena, Germany*

(Dated: July 11, 2018)

We studied angular distributions of x rays emitted in resonant recombination of highly charged iron and krypton ions, resolving dielectronic, trielectronic, and quadruelectronic channels. A tunable electron beam drove these processes, inducing x rays registered by two detectors mounted along and perpendicular to the beam axis. The measured emission asymmetries comprehensively benchmarked full-order atomic calculations. We conclude that accurate polarization diagnostics of hot plasmas can only be obtained under the premise of inclusion of higher-order processes that were neglected in earlier work.

PACS numbers: 52.70.-m, 32.30.Rj, 31.30.jc, 34.80.Lx

The observation of x-ray polarization in emissions from the Crab Nebula [1, 2], with synchrotron radiation as its origin, fueled a strong interest in the astrophysics community for launching an x-ray polarimetry (XRP) mission [3–7]. *X-ray Imaging Polarimetry Explorer (XIPE)* has recently been selected as one of three candidates for the next medium-size satellite mission by the European Space Agency ESA. Its aim is studying the anisotropies of astrophysical plasmas which are found in the most extreme yet poorly understood sites in the Universe [8, 9]. Up to now anisotropic plasmas were found in active galactic nuclei [10–12], pulsars [13], gamma-ray bursts [14–16], neutron stars [17, 18], and solar flares [19–21]. They appear prominently also in the laboratory: in experiments with strong lasers [22, 23], magnetic cusps [24], *z*-pinches [25], and fusion devices [25–27] such as tokamaks [28–30] and stellarators. The directionality of the electron-ion collisions leaves an imprint in the polarization of the plasma x rays [31–36]. Polarization measurements may therefore reveal the presence and orientation of particle beams, magnetic fields and, hence, provide information on the plasma heating and confinement mechanisms [25–27] in instances where spatial resolution is insufficient. In astrophysics, indeed, XRP is often the only technique for deriving information on the geometry of angularly unresolved sources [8, 37].

Ideally, the XRP data should be analyzed with detailed knowledge of the atomic polarization mechanisms. Until now, however, no or little experimental information is available for most atomic processes. Only very few studies of x-ray polarization and angular distributions have been performed for astrophysically relevant ions using electron beam ion traps (EBITs) [38–46]. Other studies with EBITs [47–50], electron accelerators [32, 51, 52] and storage ring [34, 53] have focused on heavy ionic systems. Moreover, the photoelectric gas polarimeter [4, 54] of the

XIPE mission will not resolve individual x-ray transitions. This limitation is rather general, even if high resolution detectors were used, since Doppler shifts will most likely blur the signal. Thus, the polarization signal will contain contributions from many transitions and continuum radiation due to bremsstrahlung and recombination of plasma electrons. This raises the needs for atomic data even higher by demanding a systematic knowledge of polarization of all contributing channels. The directional anisotropies and polarizations of the continuum radiation due to bremsstrahlung and radiative recombination are reasonably well understood [32, 34, 52, 55]. In contrast, these properties were not sufficiently studied for bound-bound and resonant free-bound transitions producing strong x-ray lines.

In this letter we present a complete measurement of emission anisotropies of iron and krypton $K\alpha$ x-ray lines, and model their polarization. The polarization of x-ray lines from ions plays a strong role in respectively astrophysical and tokamak plasmas [56–62]. Using an EBIT we induced x-ray transitions by electron impact, resolving *K*-shell dielectronic (DR) [63, 64], trielectronic (TR), and quadruelectronic (QR) [65] recombination channels in ions of interest. While DR was known to dominate the $K\alpha$ x-ray line formation, the latter two (higher-order) channels were previously considered insignificant for plasma modeling. Contrary to expectations, we found that they strongly affect the polarization of $K\alpha$ x rays emitted by plasmas. This result calls for more systematic experimental investigations of XRP properties of atomic transitions, which are now known almost exclusively from theory, that is in part known to deviate from measurements [44, 45, 66, 67].

In the first step of the resonant recombination, a free electron is captured under the excitation of one or more bound electrons, producing an aligned intermediate ex-

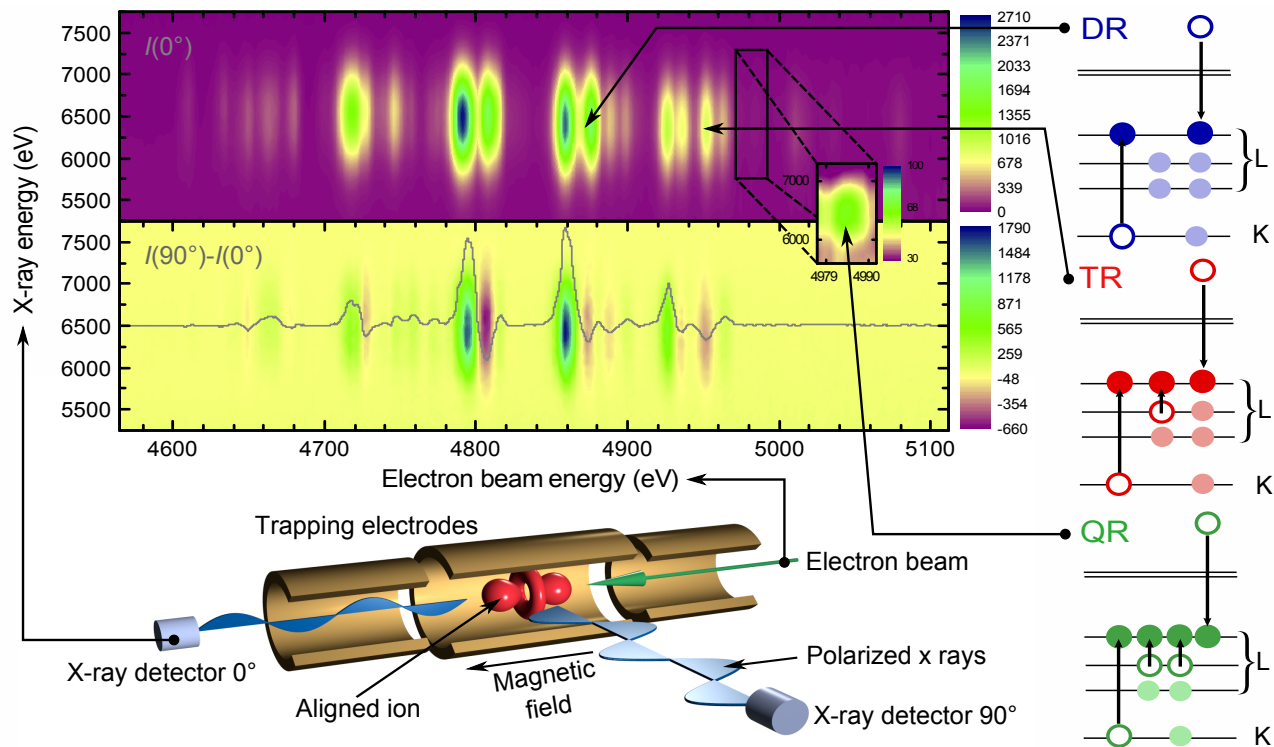


FIG. 1. Experimental setup: Ions are produced and trapped within a monoenergetic electron beam. Its energy was tuned into the recombination resonances, and the subsequently emitted x rays were observed by two germanium detectors at 0° and 90° with respect to the beam axis. Upper two-dimensional (2D) plot: Intensity of x rays along beam axis as a function of electron and x-ray energy. Lower 2D plot: Difference in intensity between the two 0° and 90° detectors. Solid line: Projection of this difference. Some individual resonances are marked exemplarily for the different resonant channels: DR, TR, and QR.

cited state. In the second step, radiative relaxation yields an ion in a charge state lower by a unit. In *KLL* resonances, the bound electron is excited from the *K*-shell to the *L*-shell by recombination of a free electron into the *L*-shell. Resonant recombination is strong in astrophysical plasmas [68, 69]—it cools them and strongly affects their charge balance [67, 70–72]. Recombination rates, required for plasma modeling, are extracted from laboratory measurements of DR x-ray yields. Such experiments rely on theory predicting the x-ray emission asymmetries [73–80]. DR is sensitive to the Breit interaction [48, 69, 81–84] in both the angular distribution and the linear polarization of the emitted x rays [81]. These properties were measured only for a few resonances in heavy ions [48, 50, 85, 86], and no systematic studies of the alignment in DR, TR or QR were reported.

The experiments were performed at the FLASH-EBIT [87] with trapped ions in the He-like through O-like isoelectronic sequences produced by successive electron-impact ionization. The negative space charge of the monoenergetic electron beam traps positive ions radially, while the axial confinement results from the electrostatic potentials applied to the drift tubes surrounding the beam, see Fig. 1. The x rays emitted by trapped ions were observed by two germanium detectors along

and perpendicular to the electron beam axis while the electron energy was scanned over the range of the *KLL* resonances. The upper data inset of Fig. 1 shows the intensity of *K α* x rays observed by the first detector as a function of the electron and the x-ray energies. The intensity enhancements at given energies correspond to the recombination resonances. Moreover, the difference between the x-ray intensities observed by the two detectors, shown in the lower data inset, indicates anisotropic x-ray emission.

The intensity of the *K α* transitions is shown in the lower panels of Fig. 2 as a function of the electron collision energy. The x-ray background arising from the radiative recombination and the ambient radiation was subtracted. Using the evaporative cooling technique [88] we achieved the collision energy resolution of 6.5 eV full width at half maximum (FWHM) for iron and 11.5 eV for krypton, higher than in any previous EBIT experiment, hereby uncovering a large number of DR, TR, and QR resonances. We identified them using calculations performed with the Flexible Atomic Code (FAC) [89]. We included extended sets of configurations with the full configuration interaction and mixing between the states [77, 83]. The resonant electron capture is described using the distorted-wave formalism [89], and the full relativistic form of the

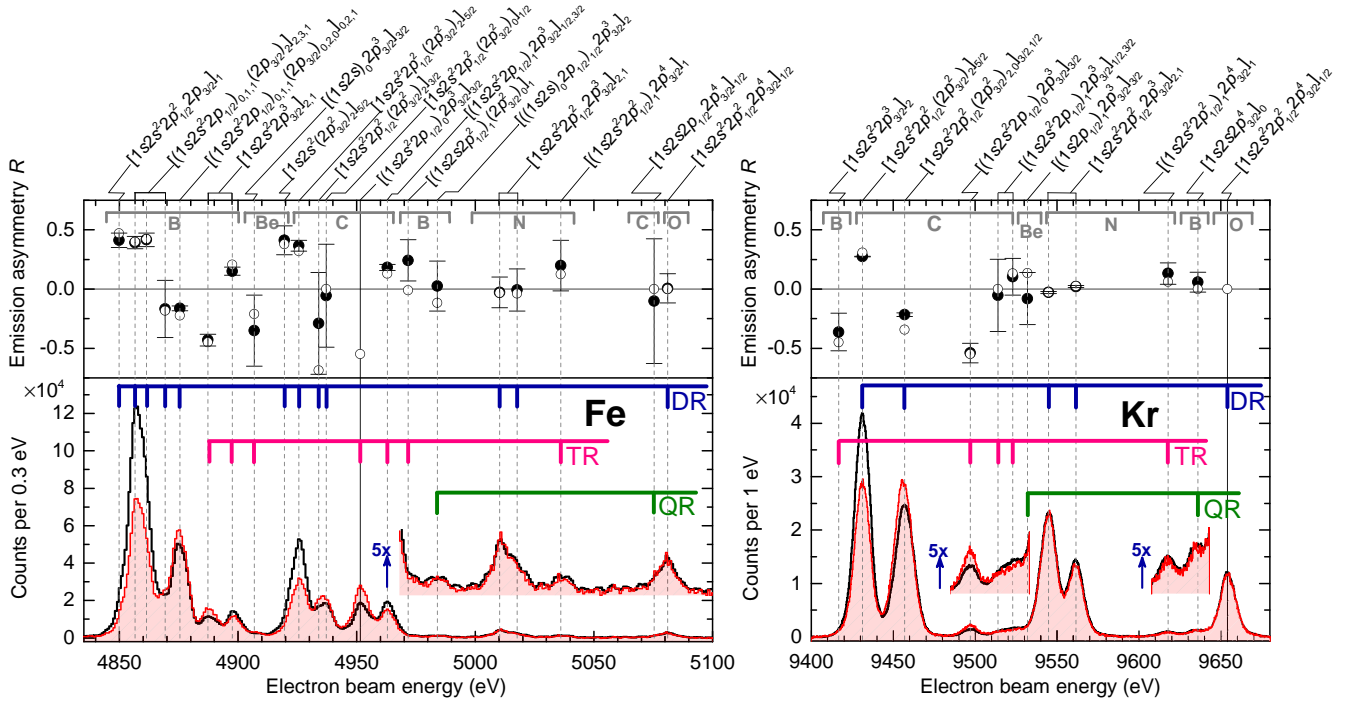


FIG. 2. X-ray intensities measured as a function of collision energy for iron (lower left panel) and krypton ions (lower right panel). The solid lines and the solid areas correspond respectively to the x rays observed side on and head on to the beam axis. DR, TR and QR resonances are indicated by the gray atomic symbols of the initial ion on the upper panels and by the configurations of the intermediate states. The extracted emission asymmetries R (solid circles) for the individual resonances and the corresponding FAC predictions (open circles) are shown on the upper panels. Solid vertical lines indicate the resonances used for the intensity normalization.

electron–electron interaction, including the Breit interaction term, is taken into account. We fitted the experimental data with Gaussian profiles treating the line centroids and their intensities as free parameters and the resonance width fixed to the collision energy resolution. Reliable fits of blended resonances were possible due to very high counting statistics. The spectrum was calibrated with two strong and well isolated lines using their theoretical energies.

We corrected the data for the solid angles of the detectors; their ratio in the krypton measurement $\Omega_{0^\circ}/\Omega_{90^\circ} = 0.1068 \pm 0.0007$ was obtained using the isotropic decay of the $[1s2s^22p_{1/2}^22p_{3/2}^4]_{J=1/2}$ state. The isotropic iron lines had low intensities, and we used instead the TR transition exciting the $[(1s2s^22p_{1/2})_02p_{3/2}^3]_{J=3/2}$ resonance. The radiative decay of this state has a theoretical intensity ratio of $I(0^\circ)/I(90^\circ) = 1.55$ which is not dependent on the Breit interaction [90]. The measured ratio $\Omega_{0^\circ}/\Omega_{90^\circ} = 0.082 \pm 0.003$ was different due to small changes of the setup.

From Fig. 2 it is apparent that most of the observed resonant transitions are anisotropic. We quantify the emission asymmetries by the ratios

$$R \equiv \frac{I(90^\circ) - I(0^\circ)}{I(90^\circ)}. \quad (1)$$

The effects of finite detector solid angles and ion trap extension as well as cyclotron motion of the electrons [43, 91] were estimated to reduce the measured asymmetries only within the present statistical error bars.

Emission asymmetries result from nonstatistical populations of magnetic sublevels in the intermediate excited states. Since both electrons and ions are unpolarized, the population distribution can be described by a finite set of alignment parameters \mathcal{A}_k (where k is even) that define the angular distribution and polarization of the emitted x rays [35, 92]. In the electric dipole ($E1$) approximation these two x-ray properties are not affected by the alignment parameters with $k > 2$. Since all the observed radiative transitions are mainly of $E1$ type (other multipoles are smaller by five orders of magnitude), we restrict the further analysis to effects related to the alignment parameter \mathcal{A}_2 [38, 93].

The angular distribution of the $E1$ transition from the intermediate to the final state is [93, 94]

$$I(\theta) \propto 1 + \mathcal{A}_2 \alpha_2 \left(1 - \frac{3}{2} \sin^2 \theta\right), \quad (2)$$

where α_2 is an intrinsic anisotropy parameter determined by the total angular momenta of the intermediate and the final state, and θ is the emission angle with respect to the collision axis [38, 93]. According to (2), in this

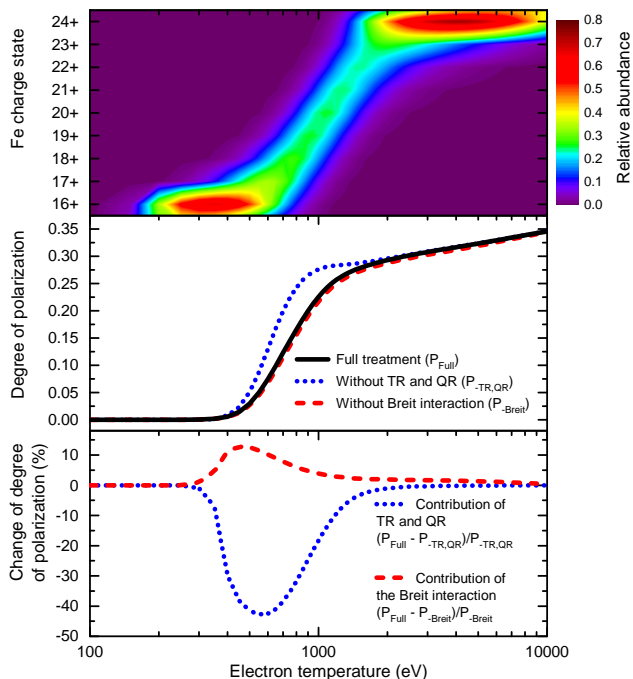


FIG. 3. Charge state distribution in an optically thin iron plasma (upper panel) and polarization of iron $K\alpha$ x-ray line $P(T)$ (middle panel) calculated with FAC as functions of temperature. The contributions of hitherto neglected higher-order transitions and the Breit interaction to the total polarization are shown in the middle and lower panels.

experiment we have determined the product

$$\mathcal{A}_2\alpha_2 = -\frac{2R}{3-R}. \quad (3)$$

Within the leading $E1$ approximation the same product defines the degree of linear polarization of x rays, emitted at the angle θ with respect to the collision axis, as [92]

$$P(\theta) \equiv \frac{I_{\parallel} - I_{\perp}}{I_{\parallel} + I_{\perp}} = \frac{R \sin^2 \theta}{1 + R \cos^2 \theta}. \quad (4)$$

The linear polarization is described by the intensities of the x rays I_{\parallel} and I_{\perp} polarized along and perpendicular to the plane containing the collision and x-ray emission axes. This equation indicates that the linear polarization of characteristic radiation emitted perpendicular to the collision axis coincides with the emission asymmetry: $P(90^\circ) = R$.

We compare in the upper panels of Fig. 2 the experimental emission asymmetries R with FAC and RATIP [95] predictions, in which account was taken of resonance strengths and unresolved radiative transitions into different final states. Both calculations produced identical results. With few exceptions, the agreement with the experiment is excellent, even for the higher-order KLL resonances, known only since a few years ago [65, 69, 83]. Moreover, due to this systematic agreement we also conclude that the theoretical prediction

for the emission asymmetry of TR resonance used for the solid angle normalization is also experimentally confirmed.

The photoelectric [4] and Compton polarimeters [96], to be used in plasma polarization diagnostics, cannot resolve individual resonances. Thus, we calculate the cumulative effect of all KLL transitions on the polarization of x rays as a function of temperature T . An optically thin plasma is assumed, which is a good approximation for solar flares and tokamaks. The temperature dependence arises due to abundances of ions $C^i(T)$ with the charge state i , as shown in the upper panel of Fig. 3. They are calculated with the inclusion of KLL higher-order channels using FAC, following the method presented by Gu [97, 98]. We observed that not only low-energy TR [72, 99], but also KLL TR and QR significantly enhance the total recombination rates, thereby modifying the charge balance of the plasmas. The $C^i(T)$ with the resonance strength S_n^i of individual transitions and R_n^i , where n being the resonance number, define the maximum polarization $P(T)$ as

$$P(T) = \frac{\sum_{i,n} C^i(T) S_n^i R_n^i / (3 - R_n^i)}{\sum_{i,n} C^i(T) S_n^i / (3 - R_n^i)}. \quad (5)$$

The maximum polarization corresponds to maximally anisotropic plasma electrons, i. e., all electrons propagating perpendicularly to the observation direction. As shown for iron in the two lower panels of Fig. 3, the contributions of hitherto neglected higher-order channels reduce the polarization of $K\alpha$ line in the temperature range 500–1500 eV, which typically appear in solar flares [100–102]. At these temperatures B-like through Ne-like iron ions dominate. Therefore, TR transitions in B- and C-like ions, populating the states $[1s2s^22p_{3/2}^3]_{J=2}$ and $[(1s2s^22p_{1/2})_0 2p_{3/2}^3]_{J=3/2}$, are among the strongest, and they are responsible for this effect. We also point out the importance of the Breit interaction for accurate plasma polarization diagnostics. Verifying that these observations are not only iron specific, we obtained a similar reduction due to higher order in krypton at temperatures of over 2000 eV, which commonly occurs in tokamaks. In this temperature range, we note that the resonant capture process cross sections are a few orders of magnitude higher than other atomic processes also leading to the polarized emission of the $K\alpha$ x-ray line, namely electron-impact excitation in highly charged ions.

Our straightforward, but sensitive, experimental technique reduces greatly the time required for such comprehensive measurements compared to direct polarization measurements which require a dedicated x-ray polarimeter [84, 96]. The present method is simple to implement and can be applicable to all elements of astrophysical and fusion research interest. Alignment resulting from many collisional processes, such as radiative recombination, as

well as electron-impact excitation and ionization, can be studied with it. Ubiquitous but hitherto unrecognized higher-order channels [65], that can be as strong as the dielectronic process, should play an important role in the charge balance determination [67]. Our results pinpoint that, a too simplified approach, neglecting higher-order resonances and relativistic effects in the calculations, can significantly overestimate the plasma polarization. A systematic understanding atomic polarization requires both theoretical and experimental knowledge of previously neglected higher-order effects, as shown in this work for common types of astrophysical and laboratory plasmas.

This work was supported by the Deutsche Forschungsgemeinschaft (DFG) within the Emmy Noether program under Contract No. TA 740 1-1 and by the Bundesministerium für Bildung und Forschung (BMBF) under Contract No. 05K13VH2. We thank Dr. Zoltán Harman for valuable discussions on this work.

* chintan@mpi-hd.mpg.de

† Present address: LIBPhys-UNL, Departamento de Física, FCT-UNL, P-2829-516, Caparica, Portugal

‡ Present address: Karlsruhe Institute of Technology, 76131 Karlsruhe, Germany

- [1] M. C. Weisskopf, G. G. Cohen, H. L. Kestenbaum, K. S. Long, R. Novick, and R. S. Wolff, “Measurement of the X-ray polarization of the Crab Nebula,” *Astrophys. J.* **208**, L125–L128 (1976).
- [2] M. C. Weisskopf, E. H. Silver, H. L. Kestenbaum, K. S. Long, and R. Novick, “A precision measurement of the X-ray polarization of the Crab Nebula without pulsar contamination,” *Astrophys. J.* **220**, L117–L121 (1978).
- [3] E. S. Reich, “Astronomers call for X-ray polarimeter,” *Nature News* **503**, 325 (2013).
- [4] E. Costa, P. Soffitta, R. Bellazzini, A. Brez, N. Lumb, and G. Spandre, “An efficient photoelectric X-ray polarimeter for the study of black holes and neutron stars,” *Nature* **411**, 662–665 (2001).
- [5] T. Kamae, V. Andersson, M. Arimoto, M. Axelsson, C. M. Bettolo, C. Björnsson, G. Bogaert, P. Carlson, W. Craig, T. Ekeberg, *et al.*, “PoGOLite a high sensitivity balloon-borne soft gamma-ray polarimeter,” *Astropart. Phys.* **30**, 72 – 84 (2008).
- [6] Hiroyasu Tajima *et al.*, “Soft gamma-ray detector for the astro-h mission,” *Proc. SPIE* **7732**, 773216–773216–17 (2010).
- [7] T. Chattopadhyay, S.V. Vadawale, A.R. Rao, S. Sreekumar, and D. Bhattacharya, “Prospects of hard x-ray polarimetry with Astrosat-CZTI,” *Exp. Astron.* **37**, 555–577 (2014).
- [8] H. Krawczynski, A. Garson III, Q. Guo, M.G. Baring, P. Ghosh, M. Beilicke, and K. Lee, “Scientific prospects for hard X-ray polarimetry,” *Astropart. Phys.* **34**, 550 – 567 (2011).
- [9] P. Soffitta, X. Barcons, R. Bellazzini, J. Braga, E. Costa, G. Fraser, S. Gburek, J. Huovelin, G. Matt, M. Pearce, *et al.*, “XIPE: the X-ray imaging polarimetry explorer,” *Exp. Astron.* **36**, 523–567 (2013).
- [10] S. Nayakshin, “Anisotropic X-ray emission in active galactic nucleus accretion discs,” *Mon. Not. R. Astron. Soc.* **376**, L25–L28 (2007).
- [11] M. Dovčiak, V. Karas, and G. Matt, “Polarization signatures of strong gravity in active galactic nuclei accretion discs,” *Mon. Not. R. Astron. Soc.* **355**, 1005–1009 (2004).
- [12] M. Dovčiak, R. W. Goosmann, V. Karas, and G. Matt, “X-ray spectra and polarization from accreting black holes: polarization of the thermal emission,” *J. Phys. Conf. Ser.* **131**, 012004 (2008).
- [13] T. Kallman, “Astrophysical motivation for X-ray polarimetry,” *Adv. Space Res.* **34**, 2673 – 2677 (2004).
- [14] W. Coburn and S. E. Boggs, “Polarization of the prompt gamma-ray emission from the gamma-ray burst of 6 December 2002,” *Nature* **423**, 415–417 (2003).
- [15] D. Götz, S. Covino, A. Fernández-Soto, P. Laurent, and Ž. Bošnjak, “The polarized gamma-ray burst GRB 061122,” *Mon. Not. R. Astron. Soc.* **431**, 3550–3556 (2013).
- [16] D. Götz, P. Laurent, S. Antier, S. Covino, P. D’Avanzo, V. D’Elia, and A. Melandri, “GRB 140206A: the most distant polarized gamma-ray burst,” *Mon. Not. R. Astron. Soc.* **444**, 2776–2782 (2014).
- [17] M. J. Rees, “Expected polarization properties of binary X-ray sources,” *Mon. Not. R. Astron. Soc.* **171**, 457–465 (1975).
- [18] M. C. Weisskopf, R. F. Elsner, D. Hanna, V. M. Kaspi, S. L. O’Dell, G. G. Pavlov, and B. D. Ramsey, “The prospects for X-ray polarimetry and its potential use for understanding neutron stars,” *ArXiv Astrophysics e-prints* (2006).
- [19] E. Haug, “Polarization of hard X-rays from solar flares,” *Solar Phys.* **25**, 425–434 (1972).
- [20] E. Haug, “On the nonthermal excitation and polarization of X-ray lines during solar flares,” *Solar Phys.* **61**, 129–142 (1979).
- [21] A. G. Emslie, H. L. Bradsher, and M. L. McConnell, “Hard X-Ray Polarization from Non-vertical Solar Flare Loops,” *Astrophys. J.* **674**, 570 (2008).
- [22] J. C. Kieffer, J. P. Matte, H. Pépin, M. Chaker, Y. Beaudoin, T. W. Johnston, C. Y. Chien, S. Coe, G. Mourou, and J. Dubau, “Electron distribution anisotropy in laser-produced plasmas from x-ray line polarization measurements,” *Phys. Rev. Lett.* **68**, 480–483 (1992).
- [23] J. C. Kieffer, J. P. Matte, M. Chaker, Y. Beaudoin, C. Y. Chien, S. Coe, G. Mourou, J. Dubau, and M. K. Inal, “X-ray-line polarization spectroscopy in laser-produced plasmas,” *Phys. Rev. E* **48**, 4648–4658 (1993).
- [24] A. Iwamae, T. Sato, Y. Horimoto, K. Inoue, T. Fujimoto, M. Uchida, and T. Maekawa, “Anisotropic electron velocity distribution in an ECR helium plasma as determined from polarization of emission lines,” *Plasma Phys. Contr. F.* **47**, L41 (2005).
- [25] E. O. Baronova, G. V. Sholin, and L. Jakubowski, “Application of x-ray polarization measurements to study plasma anisotropy in plasma focus machines,” *Plasma Phys. Contr. F.* **45**, 1071 (2003).
- [26] S. Texter, S. Knowlton, M. Porkolab, and Y. Takase, “High energy x-ray measurements during lower hybrid current drive on the Alcator C tokamak,” *Nuclear Fusion* **26**, 1279 (1986).

- [27] T. Fujimoto and S. A. Kazantsev, "Plasma polarization spectroscopy," *Plasma Phys. Contr. F.* **39**, 1267 (1997).
- [28] M. K. Inal and J. Dubau, "Theory of excitation of He-like and Li-like atomic sublevels by directive electrons: application to X-ray line polarisation," *J. Phys. B* **20**, 4221 (1987).
- [29] M. K. Inal and J. Dubau, "Polarisation of dielectronic recombination satellite lines," *J. Phys. B* **22**, 3329 (1989).
- [30] T. Fujimoto, H. Sahara, T. Kawachi, T. Kallstenius, M. Goto, H. Kawase, T. Furukubo, T. Maekawa, and Y. Terumichi, "Polarization of impurity emission lines from a tokamak plasma," *Phys. Rev. E* **54**, R2240–R2243 (1996).
- [31] H. K. Tseng and R. H. Pratt, "Polarization Correlations in Atomic-Field Bremsstrahlung," *Phys. Rev. A* **7**, 1502–1515 (1973).
- [32] S. Tashenov, T. Bäck, R. Barday, B. Cederwall, J. Enders, A. Khaplanov, Yu. Poltoratska, K.-U. Schässburger, and A. Surzhykov, "Measurement of the correlation between electron spin and photon linear polarization in atomic-field bremsstrahlung," *Phys. Rev. Lett.* **107**, 173201 (2011).
- [33] J. Eichler and A. Ichihara, "Polarization of photons emitted in radiative electron capture by bare high-Z ions," *Phys. Rev. A* **65**, 052716 (2002).
- [34] S. Tashenov, Th. Stöhlker, D. Banaś, K. Beckert, P. Beller, H. F. Beyer, F. Bosch, S. Fritzsche, A. Gumberidze, S. Hagmann, *et al.*, "First measurement of the linear polarization of radiative electron capture transitions," *Phys. Rev. Lett.* **97**, 223202 (2006).
- [35] A. Surzhykov, S. Fritzsche, A. Gumberidze, and Th. Stöhlker, "Lyman- α_1 Decay in Hydrogenlike Ions: Interference between the E1 and M2 Transition Amplitudes," *Phys. Rev. Lett.* **88**, 153001 (2002).
- [36] J. R. Henderson, P. Beiersdorfer, C. L. Bennett, S. Chantrenne, D. A. Knapp, R. E. Marrs, M. B. Schneider, K. L. Wong, G. A. Doschek, J. F. Seely, *et al.*, "Polarization of x-ray emission lines from heliumlike scandium as a probe of the hyperfine interaction," *Phys. Rev. Lett.* **65**, 705–708 (1990).
- [37] F. Lei, A. J. Dean, and G. L. Hills, "Compton Polarimetry in Gamma-Ray Astronomy," *Space Sci. Rev.* **82**, 309–388 (1997).
- [38] P. Beiersdorfer, D. A. Vogel, K. J. Reed, V. Decaux, J. H. Scofield, K. Widmann, G. Hölzer, E. Förster, O. Wehrhan, D. W. Savin, *et al.*, "Measurement and interpretation of the polarization of the x-ray line emission of heliumlike Fe XXV excited by an electron beam," *Phys. Rev. A* **53**, 3974–3981 (1996).
- [39] P. Beiersdorfer, J. R. Crespo López-Urrutia, V. Decaux, K. Widmann, and P. Neill, "Polarization spectroscopy of x-ray transitions from beam-excited highly charged ions," *Rev. Sci. Instrum.* **68**, 1073–1076 (1997).
- [40] A. S. Shlyaptseva, R. C. Mancini, P. Neill, P. Beiersdorfer, J. R. Crespo López-Urrutia, and K. Widmann, "Polarization-dependent spectra of x-ray dielectronic satellite lines of Be-like Fe," *Phys. Rev. A* **57**, 888–898 (1998).
- [41] A. S. Shlyaptseva, R. C. Mancini, P. Neill, and P. Beiersdorfer, "Polarization properties of dielectronic satellite lines in the K-shell x-ray spectra of B-like Fe XXII," *J. Phys. B* **32**, 1041 (1999).
- [42] P. Beiersdorfer, G. Brown, S. Utter, P. Neill, K. J. Reed, A. J. Smith, and R. S. Thoe, "Polarization of K-shell x-ray transitions of Ti¹⁹⁺ and Ti²⁰⁺ excited by an electron beam," *Phys. Rev. A* **60**, 4156–4159 (1999).
- [43] P. Beiersdorfer and M. Slater, "Measurement of the electron cyclotron energy component of the electron beam of an electron beam ion trap," *Phys. Rev. E* **64**, 066408 (2001).
- [44] N. Nakamura, D. Kato, N. Miura, T. Nakahara, and S. Ohtani, "Intensity ratio between Lyman- α_1 and - α_2 lines of hydrogenlike titanium observed in an electron-beam ion trap," *Phys. Rev. A* **63**, 024501 (2001).
- [45] D. L. Robbins, A. Ya. Faenov, T. A. Pikuz, H. Chen, P. Beiersdorfer, M. J. May, J. Dunn, K. J. Reed, and A. J. Smith, "Measurement of the polarization of the K-shell resonance line emission of S¹³⁺ and S¹⁴⁺ at relativistic electron beam energies," *Phys. Rev. A* **70**, 022715 (2004).
- [46] D. L. Robbins, P. Beiersdorfer, A. Ya. Faenov, T. A. Pikuz, D. B. Thorn, H. Chen, K. J. Reed, A. J. Smith, K. R. Boyce, G. V. Brown, *et al.*, "Polarization measurements of the Lyman- α_1 x-ray emission lines of hydrogenlike Ar¹⁷⁺ and Fe²⁵⁺ at high electron-impact energies," *Phys. Rev. A* **74**, 022713 (2006).
- [47] E. Takács, E. S. Meyer, J. D. Gillaspay, J. R. Roberts, C. T. Chantler, L. T. Hudson, R. D. Deslattes, C. M. Brown, J. M. Laming, J. Dubau, and M. K. Inal, "Polarization measurements on a magnetic quadrupole line in Ne-like barium," *Phys. Rev. A* **54**, 1342–1350 (1996).
- [48] Z. Hu, X. Han, Y. Li, D. Kato, X. Tong, and N. Nakamura, "Experimental Demonstration of the Breit Interaction which Dominates the Angular Distribution of X-ray Emission in Dielectronic Recombination," *Phys. Rev. Lett.* **108**, 073002 (2012).
- [49] Z. Hu, Y. Li, X. Han, D. Kato, X. Tong, H. Watanabe, and N. Nakamura, "Atomic-number dependence of the magnetic-sublevel population in the autoionization state formed in dielectronic recombination," *Phys. Rev. A* **90**, 062702 (2014).
- [50] Yu. Ralchenko and J. D. Gillaspay, "Anisotropic lmn dielectronic resonances from ratios of magnetic-dipole lines," *Phys. Rev. A* **88**, 012506 (2013).
- [51] R. Märtin, G. Weber, R. Barday, Y. Fritzsche, U. Spillmann, W. Chen, R. D. DuBois, J. Enders, M. Hegewald, S. Hess, *et al.*, "Polarization Transfer of Bremsstrahlung Arising from Spin-Polarized Electrons," *Phys. Rev. Lett.* **108**, 264801 (2012).
- [52] S. Tashenov, T. Bäck, R. Barday, B. Cederwall, J. Enders, A. Khaplanov, Yu. Fritzsche, K.-U. Schässburger, A. Surzhykov, V. A. Yerokhin, *et al.*, "Bremsstrahlung polarization correlations and their application for polarimetry of electron beams," *Phys. Rev. A* **87**, 022707 (2013).
- [53] G. Weber, H. Bräuning, A. Surzhykov, C. Brandau, S. Fritzsche, S. Geyer, S. Hagmann, S. Hess, C. Kozhuharov, R. Märtin, *et al.*, "Direct Determination of the Magnetic Quadrupole Contribution to the Lyman- α_1 Transition in a Hydrogenlike Ion," *Phys. Rev. Lett.* **105**, 243002 (2010).
- [54] R. Bellazzini, A. Brez, E. Costa, M. Minuti, F. Muleri, M. Pinchera, A. Rubini, P. Soffitta, and G. Spandre, "Photoelectric X-ray Polarimetry with Gas Pixel Detectors," *Nucl. Instr. Meth. Phys. Res. A* **720**, 173 – 177 (2013).
- [55] S. Tashenov, D. Banaś, H. Beyer, C. Brandau,

- S. Fritzsche, A. Gumberidze, S. Hagmann, P.-M. Hilenbrand, H. Jörg, I. Kojouharov, *et al.*, “Observation of Coherence in the Time-Reversed Relativistic Photoelectric Effect,” *Phys. Rev. Lett.* **113**, 113001 (2014).
- [56] E. Haug, “Electron impact polarization of X-ray lines from hydrogen-like ions during solar flares,” *Solar Phys.* **71**, 77–89 (1981).
- [57] S. Yu. Sazonov, E. M. Churazov, and R. A. Sunyaev, “Polarization of resonance X-ray lines from clusters of galaxies,” *Mon. Not. R. Astron. Soc.* **333**, 191–201 (2002).
- [58] M. Bitter, H. Hsuan, C. Bush, S. Cohen, C. J. Cummings, B. Grek, K. W. Hill, J. Schivell, M. Zarnstorff, P. Beiersdorfer, *et al.*, “Spectra of heliumlike krypton from tokamak fusion test reactor plasmas,” *Phys. Rev. Lett.* **71**, 1007–1010 (1993).
- [59] K. Widmann, P. Beiersdorfer, V. Decaux, S. R. Elliott, D. Knapp, A. Osterheld, M. Bitter, and A. Smith, “Studies of He-like krypton for use in determining electron and ion temperatures in very high temperature plasmas,” *Rev. Sci. Instrum.* **66**, 761–763 (1995).
- [60] I. V. Zhuravleva, E. M. Churazov, S. Yu. Sazonov, R. A. Sunyaev, W. Forman, and K. Dolag, “Polarization of X-ray lines from galaxy clusters and elliptical galaxies a way to measure the tangential component of gas velocity,” *Mon. Not. R. Astron. Soc.* **403**, 129–150 (2010).
- [61] F. Marin and F. Tamborra, “Probing the origin of the iron $K\alpha$ line around stellar and supermassive black holes using x-ray polarimetry,” *Adv. Space Res.* **54**, 1458 – 1466 (2014).
- [62] F. Marin, V. Karas, D. Kunneriath, and F. Muleri, “Prospects of 3D mapping of the Galactic Centre clouds with X-ray polarimetry,” *Mon. Not. R. Astron. Soc.* **441**, 3170–3176 (2014).
- [63] H. S. W. Massey and D. R. Bates, “The properties of neutral and ionized atomic oxygen and their influence on the upper atmosphere,” *Rep. Prog. Phys.* **9**, 62 (1942).
- [64] A. Burgess, “Dielectronic Recombination and the Temperature of the Solar Corona,” *Astrophys. J.* **139**, 776–780 (1964).
- [65] C. Beilmann, P. H. Mokler, S. Bernitt, C. H. Keitel, J. Ullrich, J. R. Crespo López-Urrutia, and Z. Harman, “Prominent Higher-Order Contributions to Electronic Recombination,” *Phys. Rev. Lett.* **107**, 143201 (2011).
- [66] P. Beiersdorfer, “Laboratory X-Ray Astrophysics,” *Annu. Rev. Astron. Astrophys.* **41**, 343–390 (2003).
- [67] P. Beiersdorfer, “Highly charged ions in magnetic fusion plasmas: research opportunities and diagnostic necessities,” *J. Phys. B* **48**, 144017 (2015).
- [68] J. Dubau and S. Volonte, “Dielectronic recombination and its applications in astronomy,” *Rep. Prog. Phys.* **43**, 199–251 (1980).
- [69] C. Beilmann, Z. Harman, P. H. Mokler, S. Bernitt, C. H. Keitel, J. Ullrich, and J. R. Crespo López-Urrutia, “Major role of multielectronic K-L intershell resonant recombination processes in Li- to O-like ions of Ar, Fe, and Kr,” *Phys. Rev. A* **88**, 062706 (2013).
- [70] K. Lagattuta and D. Winske, “X-ray emission calculations for plasma over a wide range of Z ,” *J. Quant. Spectrosc. Radiat. Transfer* **58**, 703 – 708 (1997).
- [71] M. E. Foord, S. H. Glenzer, R. S. Thoe, K. L. Wong, K. B. Fournier, B. G. Wilson, and P. T. Springer, “Ionization Processes and Charge-State Distribution in a Highly Ionized High- Z Laser-Produced Plasma,” *Phys. Rev. Lett.* **85**, 992–995 (2000).
- [72] I. Orban, S. D. Loch, S. Böhm, and R. Schuch, “Recombination Rate Coefficient of Be-like Si,” *Astrophys. J.* **721**, 1603 (2010).
- [73] P. Beiersdorfer, T. W. Phillips, K. L. Wong, R. E. Marrs, and D. A. Vogel, “Measurement of level-specific dielectronic-recombination cross sections of heliumlike Fe XXV,” *Phys. Rev. A* **46**, 3812–3820 (1992).
- [74] T. Fuchs, C. Biedermann, R. Radtke, E. Behar, and R. Doron, “Channel-specific dielectronic recombination of highly charged krypton,” *Phys. Rev. A* **58**, 4518–4525 (1998).
- [75] R. Radtke, C. Biedermann, T. Fuchs, G. Fußmann, and P. Beiersdorfer, “Measurement of the radiative cooling rates for high-ionization species of krypton using an electron beam ion trap,” *Phys. Rev. E* **61**, 1966–1974 (2000).
- [76] C. Beilmann, O. Postavaru, L. H. Arntzen, R. Ginzler, C. H. Keitel, V. Mäkel, P. H. Mokler, M. C. Simon, H. Tawara, I. I. Tupitsyn, *et al.*, “Intershell trielectronic recombination with K-shell excitation in Kr^{30+} ,” *Phys. Rev. A* **80**, 050702 (2009).
- [77] K. Yao, Z. Geng, J. Xiao, Y. Yang, C. Chen, Y. Fu, D. Lu, R. Hutton, and Y. Zou, “ KLL dielectronic recombination resonant strengths of He-like up to O-like xenon ions,” *Phys. Rev. A* **81**, 022714 (2010).
- [78] Z. Hu, Y. Li, and N. Nakamura, “Resonance strength for KLL dielectronic recombination of hydrogenlike krypton,” *Phys. Rev. A* **87**, 052706 (2013).
- [79] S. Ali, S. Mahmood, I. Orban, S. Tashenov, Y. M. Li, Z. Wu, and R. Schuch, “Electron-ion recombination of H- and He-like sulfur,” *J. Phys. B* **44**, 225203 (2011).
- [80] S. Mahmood, S. Ali, I. Orban, S. Tashenov, E. Lindroth, and R. Schuch, “Recombination and electron impact excitation rate coefficients for S XV and S XVI,” *Astrophys. J.* **754**, 86 (2012).
- [81] S. Fritzsche, A. Surzhykov, and Th. Stöhlker, “Dominance of the Breit Interaction in the X-Ray Emission of Highly Charged Ions Following Dielectronic Recombination,” *Phys. Rev. Lett.* **103**, 113001 (2009).
- [82] N. Nakamura, A. P. Kavanagh, H. Watanabe, H. A. Sakae, Y. Li, D. Kato, F. J. Currell, and S. Ohtani, “Evidence for Strong Breit Interaction in Dielectronic Recombination of Highly Charged Heavy Ions,” *Phys. Rev. Lett.* **100**, 073203 (2008).
- [83] C. Beilmann, P. Amaro, H. Bekker, Z. Harman, J. R. Crespo López-Urrutia, and S. Tashenov, “Higher-order resonant electronic recombination as a manifestation of configuration interaction,” *Phys. Scripta* **2013**, 014052 (2013).
- [84] C. Shah, H. Jörg, S. Bernitt, S. Dobrodey, R. Steinbrügge, C. Beilmann, P. Amaro, Z. Hu, S. Weber, S. Fritzsche, *et al.*, “Polarization measurement of dielectronic recombination transitions in highly charged krypton ions,” *Phys. Rev. A* **92**, 042702 (2015).
- [85] X. Ma, P. H. Mokler, F. Bosch, A. Gumberidze, C. Kozhuharov, D. Liesen, D. Sierpowski, Z. Stachura, Th. Stöhlker, and A. Warczak, “Electron-electron interaction studied in strong central fields by resonant transfer and excitation with H-like U ions,” *Phys. Rev. A* **68**, 042712 (2003).
- [86] H. Jörg, Z. Hu, H. Bekker, M. A. Blessenohl, D. Hol-lain, S. Fritzsche, A. Surzhykov, J. R. Crespo López-Urrutia, and S. Tashenov, “Linear polarization of x-ray

- transitions due to dielectronic recombination in highly charged ions,” *Phys. Rev. A* **91**, 042705 (2015).
- [87] S. W. Epp, J. R. Crespo López-Urrutia, G. Brenner, V. Mäkel, P. H. Mokler, R. Treusch, M. Kuhlmann, M. V. Yurkov, J. Feldhaus, J. R. Schneider, *et al.*, “Soft X-Ray Laser Spectroscopy on Trapped Highly Charged Ions at FLASH,” *Phys. Rev. Lett.* **98**, 183001 (2007).
- [88] C. Beilmann, J. R. C. López-Urrutia, P. H. Mokler, and J. Ullrich, “High resolution resonant recombination measurements using evaporative cooling technique,” *J. Instrum.* **5**, C09002 (2010).
- [89] M. F. Gu, “The flexible atomic code,” *Can. J. Phys.* **86**, 675–689 (2008).
- [90] M. Gail, N. Grün, and W. Scheid, “Angular distribution of radiation emitted after resonant transfer and excitation,” *J. Phys. B* **31**, 4645 (1998).
- [91] M. F. Gu, D. W. Savin, and P. Beiersdorfer, “Effects of electron spiralling on the anisotropy and polarization of photon emission from an electron beam ion trap,” *J. Phys. B* **32**, 5371 (1999).
- [92] M. H. Chen and J. H. Scofield, “Relativistic effects on angular distribution and polarization of dielectronic satellite lines of hydrogenlike ions,” *Phys. Rev. A* **52**, 2057–2061 (1995).
- [93] V. V. Balashov, A. N. Grum-Grzhimailo, and N. M. Kabachnik, *Polarization and Correlation Phenomena in Atomic Collision* (Kluwer Academics/ Plenum Publishers, 2000).
- [94] A. Surzhykov, U. D. Jentschura, Th. Stöhlker, and S. Fritzsche, “Radiative electron capture into high-Z few-electron ions: Alignment of the excited ionic states,” *Phys. Rev. A* **73**, 032716 (2006).
- [95] S. Fritzsche, “The Ratip program for relativistic calculations of atomic transition, ionization and recombination properties,” *Comput. Phys. Commun.* **183**, 1525 – 1559 (2012).
- [96] S. Weber, C. Beilmann, C. Shah, and S. Tashenov, “Compton polarimeter for 10-30 keV x rays,” *Rev. Sci. Instrum.* **86**, 093110 (2015).
- [97] M. F. Gu, “Radiative Recombination Rate Coefficients for Bare through F-like Isosequences of Mg, Si, S, Ar, Ca, Fe, and Ni,” *Astrophys. J.* , 1085 (2003).
- [98] M. F. Gu, “Dielectronic Recombination Rate Coefficients for H-like through Ne-like Isosequences of Mg, Si, S, Ar, Ca, Fe, and Ni,” *Astrophys. J.* **590**, 1131 (2003).
- [99] M. Schnell, G. Gwinner, N. R. Badnell, M. E. Bannister, S. Böhm, J. Colgan, S. Kieslich, S. D. Loch, D. Mitnik, A. Müller, *et al.*, “Observation of trielectronic recombination in Be-like Cl Ions,” *Phys. Rev. Lett.* **91**, 043001 (2003).
- [100] M. J. Aschwanden and A. O. Benz, “Electron Densities in Solar Flare Loops, Chromospheric Evaporation Upflows, and Acceleration Sites,” *Astrophys. J.* **480**, 825 (1997).
- [101] G. A. Doschek, J. F. Meekins, R. W. Kreplin, T. A. Chubb, and H. Friedman, “Iron-Line Emission during Solar Flares,” *Astrophys. J.* **170**, 573 (1971).
- [102] K. J. H. Phillips, C. Chifor, and B. R. Dennis, “RHESSI Observations of the Solar Flare Iron-Line Feature at 6.7 keV,” *Astrophys. J.* **647**, 1480 (2006).