

Vector Dark Matter Detection using the Quantum Jump of Atoms

Qiaoli Yang^{1,2,*} and Haoran Di³

¹*Siyuan Laboratory, Department of Physics, Jinan University, Guangzhou 510632, China*

²*Department of Physics, Jinan University, Guangzhou 510632, China*

³*School of Physics, Huazhong University of Science and Technology, Wuhan 430074, China*

The hidden sector U(1) vector bosons created from inflationary fluctuations can be a substantial fraction of dark matter if their mass is around 10^{-5} eV. The creation mechanism makes the vector bosons' energy spectral density $\rho_{cdm}/\Delta E$ very high. Therefore, the dark electric dipole transition rate in atoms is boosted if the energy gap between atomic states equals the mass of the vector bosons. By using the Zeeman effect, the energy gap between the 2S state and the 2P state in hydrogen atoms or hydrogen like ions can be tuned. The 2S state can be populated with electrons due to its relatively long life, which is about $1/7s$. When the energy gap between the semi-ground 2S state and the 2P state matches the mass of the cosmic vector bosons, induced transitions occur and the 2P state subsequently decays into the 1S state. The $2P \rightarrow 1S$ decay emitted Lyman- α photons can then be registered. The choices of target atoms depend on the experimental facilities and the mass ranges of the vector bosons. Because the mass of the vector boson is connected to the inflation scale, the proposed experiment may provide a probe to inflation.

I. INTRODUCTION

The existence of dark matter has been widely accepted due to the discovery of ample evidence such as the galactic rotational curves, the large scale structures, the gravitational lensings and the observations of the cosmic microwave background anisotropy etc. [1–8]. The properties of dark matter particles include that they are non-baryonic, weakly interacting and stable. There are many theories that can provide a proper dark matter candidate and a large part of these dark matter candidates can be categorized into two classes: 1, axions/axion like particles (ALPs) [9–17, 29] created by the misalignment mechanism and massive vector dark bosons [20–22, 29] created from the misalignment mechanism or inflationary fluctuations; and 2, weakly interacting massive particles (WIMPs) such as the TeV scale supersymmetric particles [23] created from the thermal production in hot plasma. The axions/ALPs and the vector dark matter are bosons with a typically smaller mass ($< eV$) and higher phase space density, which makes them behave more like waves or condensate. The WIMPs are much heavier ($> GeV$) and have a thermal distribution so they behave more like particles. Experiments searching for axions/ALPs, vector dark bosons, or WIMPs are currently proceeding or in planning in laboratories around the world [24–41].

The hidden massive U(1) vector boson, dark photons, can be a substantial fraction of dark matter. The cosmic dark photon populations are generally non-thermally created by the misalignment mechanism and/or from inflationary fluctuations. The inflationary fluctuation creation of dark photons [18, 19, 22] is appealing because it connects the dark matter mass with the Hubble scale of inflation. It is found that although the well known scalars and tensors power spectra created from the inflation fluc-

tuations are scale invariant, the vector power spectrum peaks at intermediate wave length. Therefore, long-wavelength, isocurvature perturbations are suppressed so the production is consistent with the cosmic microwave background anisotropy observations.

The number density N of sub eV dark photons is currently very high, of the order of $N = \rho_{cdm}/M \gtrsim 3 \times 10^8 / \text{cm}^3$, where ρ_{cdm} is the dark matter energy density. Therefore we can treat the cosmic dark photons as a classical field. The dark photon field is mostly composed by the dark electric field $|\vec{E}'_0| \approx \sqrt{2\rho_{cdm}}$, and in addition, the cosmic dark photons have a very high phase space density because their velocity dispersion is the order of $\delta v \sim v \sim 10^{-3}c$. Thus the electric dipole transition induced by the dark photons in an atom is enhanced. This makes the quantum transitions of atoms or ions a suitable method for detecting cosmic dark photons.

Many proposed and current experimental studies are looking for cosmic dark photons [28–30, 34, 36, 38–41]. The proposed and current experiments include electromagnetic resonator experiments (such as the ADMX), LC oscillator experiments, Xenon10, and the newly proposed absorption of dark matter by a superconductor. Each experiment suits a different mass range. The proposed study presented here is suitable for $M \lesssim 2 \times 10^{-4} eV$ with a higher sensitivity when the mass is smaller, please refer to Figure 3.

II. VECTOR DARK MATTER

The hidden U(1) vector boson has a small mass and a very weak coupling to the standard model photon. Let us use A'_μ to denote the new vector field, the effective Lagrangian therefore can be written as:

$$\mathcal{L} = -\frac{1}{4}(F^{\mu\nu}F_{\mu\nu} + F'^{\mu\nu}F'_{\mu\nu} + 2\chi F'^{\mu\nu}F_{\mu\nu})$$

*qiaoli.yang@hotmail.com

$$- \frac{M^2}{2} A'_\mu A'^\mu - e\bar{\psi}\gamma^\mu\psi A_\mu + \dots, \quad (1)$$

where $F'_{\mu\nu} = \partial_\mu A'_\nu - \partial_\nu A'_\mu$, χ is the mixing parameter, M is the mass of the hidden U(1) boson, and ψ are fermions with ordinary electric charge in the standard model sector. The mixing term results in oscillations between the two U(1) bosons. We can redefine the field to mass eigenstates to get a massive vector boson and a massless vector boson without mixing up to $O(\chi^2)$:

$$\begin{aligned} A_\mu &\rightarrow A_\mu - \chi A'_\mu \\ \mathcal{L} &= -\frac{1}{4}(F^{\mu\nu}F_{\mu\nu} + F'^{\mu\nu}F'_{\mu\nu}) - \frac{M^2}{2}A'_\mu A'^\mu \\ &\quad - e\bar{\psi}\gamma^\mu\psi A_\mu - \chi e\bar{\psi}\gamma^\mu\psi A'_\mu + \dots \end{aligned} \quad (2)$$

We see that the new massive vector boson, the dark photon, couples to the standard model charged fermions very weakly with an effective coupling constant χe . The value of the two parameters, the mass M of the dark photon, and the coupling suppression factor χ are crucial to the phenomenologies of this model.

Cosmic dark photons can be created from inflationary fluctuations. Inflation during the early universe addresses many cosmological puzzles and is therefore a compelling model of the evolution of the universe [42, 43]. The inflationary fluctuation that produces dark photons is purely gravitational thus only requires the dark photons to couple to the standard model sector particles weakly to avoid over production in hot plasma. The large scale isocurvature perturbations of the dark photons are suppressed so the power spectrum is dominated by adiabatic perturbations, which is consistent with current observations. The abundance of dark matter in this scenario is determined by the Hubble scale of inflation and the mass of dark photons:

$$\Omega_{A'}/\Omega_{cdm} = [M/(6*10^{-6}\text{eV})]^{1/2} \times [H_I/10^{14}\text{GeV}]^2, \quad (3)$$

where H_I is the Hubble scale of inflation.

The cosmic dark photons are currently free streaming. Using the Lorentz gauge condition

$$\partial_\mu A'^\mu = 0, \quad (4)$$

then the field obeys the wave equation: $(\partial_\mu\partial^\mu + M^2)A'_\mu = 0$. As the cold dark matter particles are non-relativistic, in the momentum space we have:

$$A'_\mu(\vec{v}, t) \approx A'_\mu e^{i(-Mt - \frac{M}{2}v^2t + M\vec{v}\cdot\vec{x})}, \quad (5)$$

up to the second order of velocity v . From Eq.(4) and Eq.(5) we find that the time component of the vector field is suppressed by velocity v and is therefore small. For our subsequent discussions it is convenient to use the dark electric field \vec{E}' and dark magnetic field \vec{B}' instead of the vector field A'_μ . Because the spacial part of the vector field is much larger than the time part, we have

$\vec{E}' = -\partial\vec{A}'/\partial t \approx -iM\vec{A}'$ and $\vec{B}' = \nabla \times \vec{A}' \approx 0$. The energy distribution is:

$$I_{A'} = \frac{\rho_{cdm}}{\Delta E} \approx \frac{0.3\text{GeV}/\text{cm}^3}{(1/2)M\Delta v^2} = \frac{6*10^5}{Mc^2}\text{GeV}/\text{cm}^3, \quad (6)$$

where $\Delta v \sim 10^{-3}c$ is the typical estimate of the cold dark matter velocity distribution. As $\Delta v \approx 2\sqrt{T/M}$, where T is the effective temperature of the dark matter, the energy distribution is higher when the dark matter is colder. Literature [44] finds $T_{today}/M \sim 10^{-14}$ which corresponds to a $\Delta v \sim 10^{-7}c$. This result will boost the number of events or the signal of our experiment order of 10^8 comparing to the $\Delta v \sim 10^{-3}c$ case (see Eq.(13)). In the following discussions, we still use the more conservative estimation $\Delta v \sim 10^{-3}c$.

III. DESIGN OF THE EXPERIMENT

The hidden photon couples to fermions via:

$$\mathcal{L}_{\bar{\psi}\psi A'} = -\chi e\bar{\psi}\gamma^\mu\psi A'_\mu, \quad (7)$$

where ψ is the electron field and χ is generally suppressed by loops in a more fundamental theory. The dark photons created from inflationary fluctuations have a mass of 10^{-5}eV if they are a major part of the dark matter. However, the creation mechanism itself puts little constraint on the coupling χ .

The Compton wavelength of the dark photon is $\lambda = 2\pi(M)^{-1}$. If we use the standard assumption that $M \sim 10^{-5}\text{eV}$, the wave length is much larger than the Bohr radius $a_0 \approx 5*10^{-11}\text{m}$ of atoms. Therefore the dark electric field can be treated as a homogeneous field in atoms:

$$|\vec{E}'| = \sqrt{2\rho_{cdm}}\cos(Mt). \quad (8)$$

In the non-relativistic limit, Eq.(7) leads to the Hamiltonian:

$$H = -\chi e(\vec{E}' \cdot \vec{x}) - [\chi e/(4M)]\vec{\sigma} \cdot \vec{B}' + \dots, \quad (9)$$

where σ is the Pauli matrices. We see that the first term is similar to the coupling of the electric dipole interaction and the second term plays the role of the magnetic momentum interaction. The second term is negligible when the dark magnetic field is small. The dark dipole coupling of atoms cause $\Delta l = \pm 1$, $\Delta m = 0$, ± 1 transitions if the energy gap between two states matches the energy of the dark photons, where l is the orbital angular momentum and m is the third component of angular momentum. The energy gap between two states can be adjusted by using the Zeeman effect with an external magnetic field \vec{B} . The general Hamiltonian of the Zeeman effect is $H = -\vec{\mu} \cdot \vec{B}$, where $\vec{\mu}$ is the magnetic moment of the electron. The mass range that can be scanned is limited by the available magnetic field strength. Given

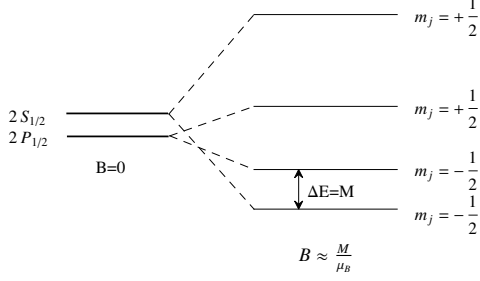


FIG. 1: The Zeeman effect on the 2S state and the 2P state. The energy gap between two states can be tuned using an external magnetic field. If the energy gap between two states matches the dark photon's mass, resonance transitions will occur.

today's technology, $B \sim 18\text{T}$ [45], we have $M \sim 240\text{GHz}$.

The transition rate R of atoms or ions from an initial state $|i\rangle$ to an excited state $|f\rangle$ is

$$R = 2\pi\chi^2 e^2 \frac{\langle |\vec{E}'_0|^2 \rangle}{\max(\Delta\omega_{A'}, \Delta\omega_{if}, \Delta\omega)} |\vec{r}_{i,f}|^2, \quad (10)$$

where $|\vec{r}_{i,f}|$ is the quantum matrix element between states $|i\rangle$ and $|f\rangle$, $\Delta\omega_{A'} = \frac{1}{2}M\Delta v^2$ is the bandwidth of cosmic dark photons, $\Delta\omega_{if} = 1/\tau$ is the bandwidth of the excited state, $\Delta\omega = 1/\Delta t$ is the bandwidth of the useful integration time in a particular frequency range and $\langle |\vec{E}'_0|^2 \rangle = \frac{|\vec{E}'_0|^2}{3}$ means a spacial average of the field. The resonance condition is $M = E_f - E_i$ and E_i , E_f are the energies of the initial state and the final state, respectively. Because for the experiment, $\Delta\omega_{A'} \gg \Delta\omega \gg \Delta\omega_{if}$, we have:

$$R = \frac{4\pi\chi^2 e^2}{3} I_{A'} |\vec{r}_{i,f}|^2, \quad (11)$$

where the $I_{A'}$ is defined by Eq.(6) which is the local dark photon energy spectrum distribution. The exact value of the matrix element of dipole transition $|\vec{r}_{i,f}|^2$ depends on the particular target material but we can estimate the order of magnitude in this preliminary assessment, which is considered a $2S \rightarrow 2P$ transition:

$$|\vec{r}_{i,f}|^2 \sim a_0^2. \quad (12)$$

The number of excited atoms or the number of events will be:

$$RNt = \frac{4\pi}{3}\chi^2 e^2 I_{A'} a_0^2 Nt = 1.93 * 10^8 \chi^2 N \frac{(t/\text{second})}{(M/\text{eV})} \quad (13)$$

where N is the number of populated 2S states and t is the integration time. For a case that $N \sim 10^{-6}$ mole,

$\chi \sim 10^{-15}$ and $M \sim 10^{-5}\text{eV}$, we have the number of events is 11.6 per second. These excited 2P atoms will decay rapidly into 1S atoms, and the emitted Lyman- α photons can be registered as the number of events.

Because the electric dipole transition of $2S \rightarrow 1S$ is forbidden, the 2S state is semistable with a lifetime of about $1/7\text{s}$, which is much larger than the lifetime, $2 * 10^{-11}\text{s}$, of the 2P states. The 2S semistable states can be populated with electrons [46]. Let us assume 10^{-5} mole/sec of the 2S state are excited, which takes order of 1W power, then the populated 2S states are about 10^{-6} mole at any given time.

The set-up of the proposed experiment can be very similar to the experiments measuring the Lamb shift or the 1S-2S transition frequencies of atoms [47]. A major difference between the experiments is that for the existing experiments, microwaves are used to stimulate transitions between the 2S and the 2P state while in the proposed experiment the cosmic dark photons stimulate the $2S \rightarrow 2P$ transitions. Please refer to Figure 2 for a conceptual set-up. The cooled hydrogen atomic beam enters an interaction region which is a laser enhancement cavity with a doppler free standing laser wave near 243 nm. In the interaction region the atoms are excited by two-photon spectroscopy from the 1S ground state to the excited 2S metastable state. The atoms then enter the detection region where an external magnetic field adjusts the energy gap between the 2S and the 2P state. If the energy gap matches the dark photons' mass, the atoms will be stimulated to the 2P state and then decay into the 1S state with emitted Lyman- α photons which can be detected by a photomultiplier. The dark count rate of cooled photomultipliers operating at the optimal frequency can be very low which is order of a few hertz, thus we expect that a photon detection efficiency order of 0.6 can be achieved assuming that the total solid angle is covered. If, however, only a Ω solid angle is covered by the photomultipliers, the efficiency will be reduced by a factor of $\Omega/(4\pi)$.

The major noise of the proposed experiment comes from the thermal photon induced $2S \rightarrow 2P$ transitions. When the signal to noise ratio is bigger than one, we have:

$$I_t(M) = \frac{\omega_A^3}{\pi^2 c^3} \frac{1}{\exp[\frac{\hbar\omega_A}{k_B T}] - 1} < \chi^2 I_{A'} \quad (14)$$

where I_t denotes the thermal photon energy distribution and $\omega_A = M$ is the frequency of the thermal photons. Eq.(14) leads to:

$$T_{\text{optimal}} \leq \frac{1.16 * 10^4 (\frac{M}{\text{eV}})}{\ln[\frac{1}{45.3\chi^2} (\frac{M}{\text{eV}})^4 + 1]} \text{K}, \quad (15)$$

which is the optimal working temperature of a dark-photon detection experiment. A possible method to produce the required low-temperature atoms can be the laser cooling technology such as described in [48] and currently 10^{10} to 10^{12} cooled atoms can be produced per second

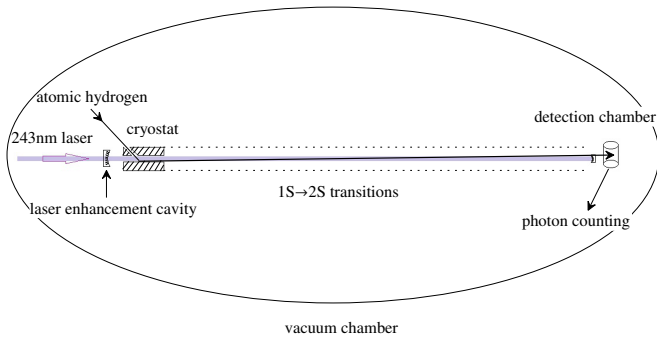


FIG. 2: A conceptual set-up of the proposed experiment.

by small-compact devices using only 20mW power [49–51]. An atomic funnel similar to [52, 53] may be used to produce the injection atomic beam. The available number of cold atoms, N , could be a potential limitation for achieving a high sensitivity but fortunately the sensitivity $\chi \propto 1/\sqrt{N}$ as we will show in section IV so a moderate decreasing of the cold atom numbers could be affordable. To achieve a sensitivity $\chi \geq 10^{-17}$ with $M \sim 10^{-5}$ eV, the optimal temperature is 4.08mK and when $M \sim 10^{-4}$ eV, the optimal temperature is 30.82mK. A several mK temperature can be achieved for Hydrogen atoms according to [54]. If the achievable temperature is higher than the optimal temperature, a detection can be achieved in an expense of a longer integration time. As the thermal photon induced transition rate is $4\pi e^2 I_t a_0^2/3$, a 95% confidence detection requires $\text{signal}/\sqrt{\text{noise}} > 3$, where $\text{signal} = R N t$ and $\text{noise} = R_t N t$ respectively, so a detection requires $R/R_t^{1/2} * (N t)^{1/2} > 3$ if $T > T_{\text{optimal}}$.

IV. SENSITIVITY

The sensitivity of the experiment depends on the integration time, thermal noises and number of cooled atoms. Let us assume a frequency bandwidth $\Delta B = M/(2\pi)$ is covered per working year for each experiment cycle. Then the magnetic field to induce the Zeeman effect is tuned so that the energy gap between two relative atomic states is shifting as:

$$\frac{\Delta B}{t_{cy}} = \frac{M/(2\pi)}{1 \text{ year}} = 77 \frac{\text{Hz}}{\text{sec}} \left(\frac{M}{10^{-5}\text{eV}} \right). \quad (16)$$

Because the band width of cosmic dark photons is $\Delta\omega_{A'} = (M\Delta v^2)/2$, during a cycle the event integration time is $(\Delta\omega_{A'}/\Delta B) * t_{cy} = 3.14 * 10^{-6} t_{cy}$.

During each cycle of the experiment, counted events can be checked by temporarily staying the frequency tune to see if additional events are registered. Let us use η to denote the efficiency of the photon detector in counting an actual event. When the detector is working at the

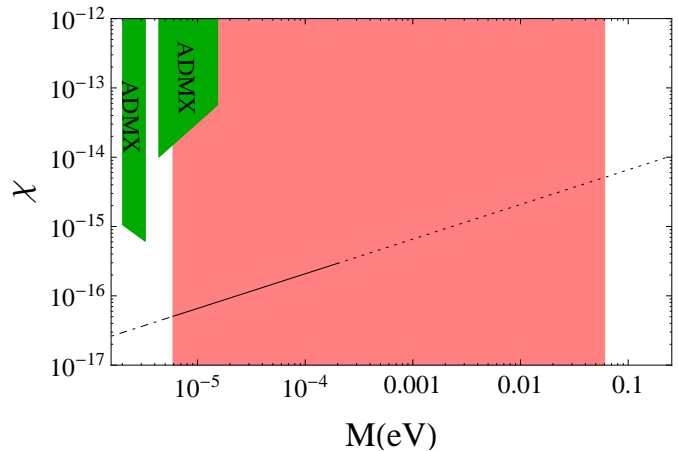


FIG. 3: Expected sensitivity of the experiment. The vertical pink band represents the possible mass range of the dark photon created by inflation fluctuations. The inflation production mechanism is completely gravitational therefore does not have a theoretical constraint on the coupling of dark photons. The area above the dark line is the sensitivity region for the preliminary set up of the experiment. The green regions are excluded by current results from the ADMX dark matter searches [41]. The left side dot-dashed line means that the dark photons may be created from other mechanism instead of inflation fluctuations but we still assume that they are a substantial part of dark matter. The right side dotted line means that the experiment can only partially cover the mass range due to the available magnetic field strength limitation ~ 18 T.

optimal temperature, to have a 95% confidence detection, the registered number of events satisfy $N R t > 3/\eta$. The sensitivity of the coupling χ is then:

$$\begin{aligned} \chi &> \frac{3}{2a_0 e} \left(\frac{1}{\pi I_{A'} N \eta} * \frac{\Delta B}{t_{cy} \Delta\omega_{A'}} \right)^{1/2} \\ &= 1.25 * 10^{-5} \left(\frac{M}{\text{eV}} \right)^{1/2} \left(\frac{t_{cy}}{\text{1year}} * N \eta \right)^{-1/2}. \quad (17) \end{aligned}$$

For a preliminary set up with 10^{-6} mole $2S_{1/2}$ atoms, one year cycle time, and a detection efficiency $\eta \sim 0.6$, the sensitivity is $\chi \sim 6 * 10^{-17}$ for $M \sim 10^{-5}$ eV, please refer to Figure 3.

V. CONCLUSIONS

The hidden sector is a natural extension of the Standard Model of particle physics. Most models with a hidden sector include gauge groups that are independent from the known $U(1) \times SU_L(2) \times SU_C(3)$ standard model gauge groups. Therefore, hypothetical particles in the hidden sector interact very weakly with the standard model particles.

If the new $U(1)$ massive dark photons exist, they can be naturally produced by inflation. The production does

not ruin the CMB power spectrum. In addition, the production mechanism does not need a specified model because it is completely gravitational. Thus, the abundance of the production only depends on the Hubble scale of inflation and the mass of the dark photon. Given the high energy scale of inflation $\gtrsim 10^{14}$ GeV, and the rich ultraviolet structures of such a high energy scale, the uncertainty of the coupling is very high.

Experimental detections of these particles can serve as a probe to inflation. There are two practical problems in such an experiment: the first is that the coupling is very weak and the second is that the range of mass is very wide. Therefore, to cover the parameter space as much as possible, multi-type experiments may be needed. In this paper, we propose the use of atomic transitions to detect the vector boson dark matter. The high energy spec-

tral density of the vector boson dark matter will boost the transition rate of atoms if the energy gap between atomic states, which can be adjusted by the Zeeman effect, matches the mass of the dark photon. The excited states of the atoms then can be counted by registering the emitted Lyman- α photons. The reachable mass range of the experiment depends on the choice of target material and the available magnetic field for the Zeeman effect.

Acknowledgments: Q.Y. would like to thank Pierre Sikivie, Weitian Deng, Yungui Gong, Fen Zuo, Yunqi Liu, Bo Feng and Jianwei Cui for their helpful discussions. This work is partially supported by the Natural Science Foundation of China under grant Number 11305066.

-
- [1] G. Battaglia *et al.*, Mon. Not. Roy. Astron. Soc. **364**, 433 (2005) Erratum: [Mon. Not. Roy. Astron. Soc. **370**, 1055 (2006)] doi:10.1111/j.1365-2966.2006.10688.x, 10.1111/j.1365-2966.2005.09367.x [astro-ph/0506102].
- [2] V. Springel *et al.*, Nature **435**, 629 (2005) doi:10.1038/nature03597 [astro-ph/0504097].
- [3] M. C. Smith *et al.*, Mon. Not. Roy. Astron. Soc. **379**, 755 (2007) doi:10.1111/j.1365-2966.2007.11964.x [astro-ph/0611671].
- [4] A. R. Duffy, J. Schaye, S. T. Kay and C. Dalla Vecchia, Mon. Not. Roy. Astron. Soc. **390**, L64 (2008) Erratum: [Mon. Not. Roy. Astron. Soc. **415**, L85 (2011)] doi:10.1111/j.1745-3933.2008.00537.x [arXiv:0804.2486 [astro-ph]].
- [5] N. Okabe, M. Takada, K. Umetsu, T. Futamase and G. P. Smith, Publ. Astron. Soc. Jap. **62**, 811 (2010) doi:10.1093/pasj/62.3.811 [arXiv:0903.1103 [astro-ph.CO]].
- [6] Q. Guo, S. White, C. Li and M. Boylan-Kolchin, Mon. Not. Roy. Astron. Soc. **404**, 1111 (2010) doi:10.1111/j.1365-2966.2010.16341.x [arXiv:0909.4305 [astro-ph.CO]].
- [7] M. Postman *et al.*, Astrophys. J. Suppl. **199**, 25 (2012) doi:10.1088/0067-0049/199/2/25 [arXiv:1106.3328 [astro-ph.CO]].
- [8] P. A. R. Ade *et al.* [Planck Collaboration], Astron. Astrophys. **571**, A16 (2014) doi:10.1051/0004-6361/201321591 [arXiv:1303.5076 [astro-ph.CO]].
- [9] J. Preskill, M. B. Wise, F. Wilczek, Phys. Lett. **B120**, 127-132 (1983)
- [10] L. F. Abbott, P. Sikivie, Phys. Lett. **B120**, 133-136 (1983).
- [11] M. Dine, W. Fischler, Phys. Lett. **B120**, 137-141 (1983).
- [12] J. Ipser, P. Sikivie, Phys. Rev. Lett. **50**, 925 (1983).
- [13] M. Y. Khlopov, A. S. Sakharov and D. D. Sokoloff, Nucl. Phys. Proc. Suppl. **72**, 105 (1999).
- [14] Z. G. Berezhiani and M. Y. Khlopov, Sov. J. Nucl. Phys. **52**, 60 (1990) [Yad. Fiz. **52**, 96 (1990)].
- [15] P. Svrcek, E. Witten, JHEP **0606**, 051 (2006). [hep-th/0605206].
- [16] A. Arvanitaki, S. Dimopoulos, S. Dubovsky, N. Kaloper and J. March-Russell, Phys. Rev. D **81**, 123530 (2010) doi:10.1103/PhysRevD.81.123530 [arXiv:0905.4720 [hep-th]].
- [17] Q. Yang, Mod. Phys. Lett. A **32**, 1740003 (2017) doi:10.1142/S021773231740003X [arXiv:1509.00673 [hep-ph]].
- [18] L. H. Ford, Phys. Rev. D **35**, 2955 (1987).
- [19] D. H. Lyth and D. Roberts, Phys. Rev. D **57**, 7120 (1998) doi:10.1103/PhysRevD.57.7120 [hep-ph/9609441].
- [20] A. Arvanitaki, N. Craig, S. Dimopoulos, S. Dubovsky and J. March-Russell, Phys. Rev. D **81**, 075018 (2010) doi:10.1103/PhysRevD.81.075018 [arXiv:0909.5440 [hep-ph]].
- [21] A. E. Nelson and J. Scholtz, Phys. Rev. D **84**, 103501 (2011).
- [22] P. W. Graham, J. Mardon and S. Rajendran, Phys. Rev. D **93**, no. 10, 103520 (2016) doi:10.1103/PhysRevD.93.103520 [arXiv:1504.02102 [hep-ph]].
- [23] G. Jungman, M. Kamionkowski and K. Griest, Phys. Rept. **267**, 195 (1996) doi:10.1016/0370-1573(95)00058-5 [hep-ph/9506380].
- [24] S. J. Asztalos *et al.* [ADMX Collaboration], Phys. Rev. Lett. **104**, 041301 (2010) doi:10.1103/PhysRevLett.104.041301 [arXiv:0910.5914 [astro-ph.CO]].
- [25] I. G. Irastorza *et al.*, JCAP **1106**, 013 (2011) doi:10.1088/1475-7516/2011/06/013 [arXiv:1103.5334 [hep-ex]].
- [26] H. Tam and Q. Yang, Phys. Lett. B **716**, 435 (2012) doi:10.1016/j.physletb.2012.08.050 [arXiv:1107.1712 [hep-ph]].
- [27] P. Sikivie, Phys. Rev. Lett. **113**, no. 20, 201301 (2014) doi:10.1103/PhysRevLett.113.201301 [arXiv:1409.2806 [hep-ph]].
- [28] J. Jaeckel and A. Ringwald, Phys. Lett. B **659**, 509 (2008) doi:10.1016/j.physletb.2007.11.071 [arXiv:0707.2063 [hep-ph]].
- [29] P. Arias, D. Cadamuro, M. Goodsell, J. Jaeckel, J. Redondo and A. Ringwald, JCAP **1206**, 013 (2012) doi:10.1088/1475-7516/2012/06/013 [arXiv:1201.5902 [hep-ph]].
- [30] D. Horns, J. Jaeckel, A. Lindner, A. Lobanov, J. Re-

- dondo and A. Ringwald, JCAP **1304**, 016 (2013) doi:10.1088/1475-7516/2013/04/016 [arXiv:1212.2970 [hep-ph]].
- [31] Hoskins et al. Phys. Rev. D **84**, 121302 (2011)
- [32] E. Aprile *et al.* [XENON100 Collaboration], Phys. Rev. Lett. **109**, 181301 (2012) doi:10.1103/PhysRevLett.109.181301 [arXiv:1207.5988 [astro-ph.CO]].
- [33] R. Agnese *et al.* [SuperCDMS Collaboration], Phys. Rev. Lett. **112**, no. 24, 241302 (2014).
- [34] Y. Hochberg, M. Pyle, Y. Zhao and K. M. Zurek, arXiv:1512.04533 [hep-ph].
- [35] E. Aprile *et al.* [XENON Collaboration], Phys. Rev. Lett. **119**, no. 18, 181301 (2017) doi:10.1103/PhysRevLett.119.181301 [arXiv:1705.06655 [astro-ph.CO]].
- [36] A. Wagner *et al.* [ADMX Collaboration], Phys. Rev. Lett. **105**, 171801 (2010).
- [37] R. Essig, A. Manalaysay, J. Mardon, P. Sorensen and T. Volansky, Phys. Rev. Lett. **109**, 021301 (2012).
- [38] H. An, M. Pospelov, J. Pradler and A. Ritz, Phys. Lett. B **747**, 331 (2015).
- [39] Y. Hochberg, T. Lin and K. M. Zurek, arXiv:1604.06800 [hep-ph].
- [40] S. Chaudhuri, P. W. Graham, K. Irwin, J. Mardon, S. Rajendran and Y. Zhao, Phys. Rev. D **92**, no. 7, 075012 (2015). [arXiv:1411.7382 [hep-ph]].
- [41] S. J. Asztalos *et al.* [ADMX Collaboration], Nucl. Instrum. Meth. A **656**, 39 (2011).
- [42] A. H. Guth, Phys. Rev. D **23**, 347 (1981).
- [43] A. D. Linde, Phys. Lett. B **108**, 389 (1982).
- [44] C. Armendariz-Picon and J. T. Neelakanta, JCAP **1403**, 049 (2014).
- [45] E. Petrakou [CAPP/IBS Collaboration], EPJ Web Conf. **164**, 01012 (2017) doi:10.1051/epjconf/201716401012 [arXiv:1702.03664 [physics.ins-det]].
- [46] M. Haas, U.D. Jentschura, and C.H. Keitel, Phys. Rev. A **73**, 052501 (2006).
- [47] M. Niering *et al.*, Phys. Rev. Lett. **84**, 5496 (2000).
- [48] S. Chu, Nature **416**, 206-210 (2002).
- [49] Kellogg, J.R., Schlippert, D., Kohel, J.M. et al. Appl. Phys. B (2012) 109: 61.
- [50] C. Slowe, L. Vernac, L.V. Hau, Rev. Sci. Instrum. (2005) 76, 103101.
- [51] K. Dieckmann, R.J.C. Spreeuw, M. Weidemuller, J.T.M. Walraven, Phys. Rev. A **58**, 3891 (1998).
- [52] A. Camposo, A. Piombini, F. Cervelli, F. Tantussi, F. Fuso, E. Arimondo, Opt. Commun., 200, 231 (2001).
- [53] J. M. Kohel, J. Ramirez-Serrano, R.J. Thompson, L. Maleki, J.L. Bliss, and G. Libbrecht, J. Opt. Soc. Am. B, 20, 1161 (2003).
- [54] I. D. Setija, H. G. C. Werij, O. J. Luiten, M. W. Reynolds, T. W. Hijmans and J. T. M. Walraven, Phys. Rev. Lett. **70**, 2257 (1993). doi:10.1103/PhysRevLett.70.2257