

Finite stopping times for freely oscillating drop of a yield stress fluid*

Wanli Cheng[†]Maxim A. Olshanskii[‡]

Abstract

The paper addresses the question if there exists a finite stopping time for an unforced motion of a yield stress fluid with free surface. A variational inequality formulation is deduced for the problem of yield stress fluid dynamics with a free surface. The free surface is assumed to evolve with a normal velocity of the flow. We also consider capillary forces acting along the free surface. Based on the variational inequality formulation an energy equality is obtained, where kinetic and free energy rate of change is in a balance with the internal energy viscoplastic dissipation and the work of external forces. Further, the paper considers free small-amplitude oscillations of a droplet of Herschel-Bulkley fluid under the action of surface tension forces. Under certain assumptions it is shown that the finite stopping time T_f of oscillations exists once the yield stress parameter is positive and the flow index α satisfies $\alpha \geq 1$. Results of several numerical experiments illustrate the analysis, reveal the dependence of T_f on problem parameters and suggest an instantaneous transition of the whole drop from yielding state to the rigid one.

Keywords: free surface flows, viscoplastic fluid, the Herschel-Bulkley model, oscillating drop, finite stopping time

1 Introduction

There are many materials in nature and industry exhibiting the viscoplastic behaviour. For example, these are fresh concrete, geomaterials, colloid solutions, powder mixtures, lubricants, metals under pressure treatment, blood in a capillary, foodstuffs, toothpaste. Such a medium below a certain stress value behaves as a rigid body and above this level behaves as an incompressible fluid. In many applications such as geophysical hazards (e.g., [3,21]) or the damping of water waves by a muddy bottom [46], the complex dynamics of viscoplastic fluids is coupled to the evolution a free surface. Recently there has been a significant increase of interest in developing and analyzing mathematical models and numerical methods for flows of yield stress fluids, flows with free surfaces and a combination thereof. However, “yield stress fluids slowly yield to analysis” [10]. This paper contributes to finding an answer to the following question: If there exists a finite stopping time T_f for a free-surface flow of an isolated volume of a yield stress fluid with surface tension forces? If the answer is positive, one is also interested in knowing an estimate of T_f .

*Partially supported by NSF through the Division of Mathematical Sciences grants 1315993 and 1522252.

[†]Department of Mathematics, University of Houston, Houston, Texas 77204-3008; wanli@math.uh.edu

[‡]Department of Mathematics, University of Houston, Houston, Texas 77204-3008; molshan@math.uh.edu

The property of an unforced yield stress fluid flow to come to a complete rest in a finite time is an intrinsic one and often considered of keen importance [7]. For the yield-stress fluid flows in pipes of a constant cross-section this property of a weak solution to the variational formulation of the problem has been proved in [20,24]. Theoretical upper bounds for the finite stopping times of several simple one-dimensional flows can be found in [25, 26, 34]. In the presence of a free surface, one may distinguish between the existence of a finite cessation time and the existence of a final arrested state (the latter can be attained in a finite or infinite time). Although, there is a common belief that the yield stress should bring an unforced free-surface flow to rest in a finite time, we are not aware of a mathematical analysis of this phenomenon except a few special flows. The question is intriguing since the theory for viscoplastic *films* with a free surface suggests infinite stopping times [32]. This may be an artifact of the thin-film approximation.

The problem of yield stress fluid dynamics with free surface has been addressed also numerically. Since the full problem poses a serious challenge for numerical simulations, it is common in the literature to consider simplified models of free-surface yield stress fluids. The shallow approximation is one of the most common reduced model for viscoplastic fluids flows over inclined planes and more complex 2D topographies, see [4,6,23] for recent reviews on this subject and [1, 9, 18, 27] for more recent advances. The previous studies of free surface viscoplastic fluid flows also include axisymmetric squeezing flows, bubble Bingham type flows [2, 29, 46], the free interface lattice Boltzmann model [19], and the dam-break problem [35].

The present paper first considers a full 3D model of viscoplastic fluid flow with a free-surface and surface tension forces. We deduce a suitable variational inequality formulation satisfied by any sufficiently regular solution to the fluid model. As usual, the variational inequality provides us with an energy balance. However, contrary to the wall-bounded flows, the free energy (due to surface tension) enters the energy balance and makes the analysis harder. This and the lack of the embedding of $W^{1,1}(\Omega)$ in $L^2(\Omega)$ for $\Omega \in \mathbb{R}^3$ do not permit us to give the affirmative answer to the question raised above for a general free-surface viscoplastic fluid flow (cf. Remark 4.1). To gain more insight into the phenomenon, we further consider the problem of motion for a viscoplastic drop for which the evolution is driven only by surface tension forces. Droplet flows of yield stress fluids, such as molten metals or polymers, arise in many engineering applications, including spray coating, 3D printing and arc welding [5, 15, 22]. In these and some other applications, surface tension forces play essential role in the formation and evolution of fluid droplets, see, e.g., [15, 41]. Thus, the oscillating viscoplastic droplet problem is also of its own interest as a model problem for such industrial flows.

Following the classical analysis of the Newtonian case [31, 33, 39, 40], we assume that the initial shape of the drop is a *perturbation* of a sphere. For the *Newtonian* fluid, a linear stability analysis predicts that the drop oscillates, while an amplitude of the oscillations decays exponentially to zero with a damping factor depending on the viscosity. To the best of our knowledge, this problem has never been analyzed for a viscoplastic fluid. Under certain assumptions the analysis in this paper shows that in the presence of the yield stress the oscillations cease in a finite time T_f . In a series of numerical experiments we study the dependence of T_f on problem parameters: yield stress, flow index, and viscosity coefficient.

The rest of the paper is organized as follows. Section 2 recalls the mathematical model. The variational inequality formulation is deduced in section 3. After some necessary pre-

liminaries section 4 derives the energy balance for the problem. In section 5, we study free oscillations of a viscoplastic fluid droplet. Here we restrict the analysis to the case of the Herschel-Bulkley fluid with a fluid index $\alpha \geq 1$, which includes the classic Bingham fluid for $\alpha = 1$. Results of several numerical experiments in section 6 illustrate the analysis and reveal some further interesting properties of the problem. In particular, it shows an instantaneous transition of the whole drop from fluidic state to the rigid one, when the motion ceases.

2 Mathematical Model

Consider the motion of an incompressible fluid with free surface. Assume that the fluid occupies a bounded time dependent domain $\Omega(t) \in \mathbb{R}^3$ for $t \in [0, \infty)$. Denote the boundary of domain $\Omega(t)$ by $\Gamma(t)$. One can distinguish between the static boundary (walls) Γ_D and a free surface part $\Gamma_f(t)$ so that $\overline{\Gamma(t)} = \overline{\Gamma_D} \cup \overline{\Gamma_f(t)}$. In this paper, the whole boundary is assumed to be the free surface, i.e. $\Gamma(t) = \Gamma_f(t)$ for all $t \in [0, \infty)$. The analysis of sections 3 and 4 can be easily extended to the case of $\Gamma_D \neq \emptyset$. The conservation of mass and momentum is given by the system of equations

$$\begin{cases} \rho \left(\frac{\partial \mathbf{u}}{\partial t} + (\mathbf{u} \cdot \nabla) \mathbf{u} \right) - \mathbf{div} \boldsymbol{\sigma} = \mathbf{f} & \text{in } \Omega(t), \\ \nabla \cdot \mathbf{u} = 0 \end{cases} \quad (1)$$

where \mathbf{u} is the fluid velocity field, $\boldsymbol{\sigma}$ is the stress tensor, \mathbf{f} are given external forces, ρ is the fluid density coefficient.

The most important feature of a viscoplastic fluid is its yield stress: Once the stresses exceed a positive threshold parameter, the material flows like a fluid. Otherwise, it behaves like a solid. To account for such a two-fold behaviour, one imposes conditioned constitutive relations between the strain-rate tensor $\mathbf{D}\mathbf{u} = \frac{1}{2}[\nabla \mathbf{u} + (\nabla \mathbf{u})^T]$ and $\boldsymbol{\tau}$, the deviatoric part of the stress tensor, $\boldsymbol{\sigma}_{ij} = \tau_{ij} - p\delta_{ij}$, with pressure p . One common choice is the Herschel-Bulkley constitutive law:

$$\begin{aligned} \boldsymbol{\tau} = (K|\mathbf{D}\mathbf{u}|^{\alpha-1} + \tau_s|\mathbf{D}\mathbf{u}|^{-1})\mathbf{D}\mathbf{u} &\Leftrightarrow |\boldsymbol{\tau}| > \tau_s \\ \mathbf{D}\mathbf{u} = 0 &\Leftrightarrow |\boldsymbol{\tau}| \leq \tau_s \end{aligned} \quad (2)$$

where τ_s is the yield stress parameter, K is the consistency parameter, $\alpha > 0$ is the flow index (for $\alpha < 1$ the fluid exhibits shear-thinning property, whereas for $\alpha > 1$ it is shear-thickening; $\alpha = 1$ corresponds to the classic case of the Bingham plastic). Further notations introduced above are the following: For a tensor \mathbf{A} , $|\mathbf{A}|$ denotes its Frobenius norm

$$|\mathbf{A}| = (\mathbf{A} : \mathbf{A})^{\frac{1}{2}} = \left(\sum_{1 \leq i, j \leq 3} |A_{ij}|^2 \right)^{\frac{1}{2}},$$

\mathbf{div} denotes the vector divergence operator. Thus, the constitutive relations (2) imply that the medium deforms and shows fluidic behavior for $|\boldsymbol{\tau}| > \tau_s$; while for stresses not exceeding τ_s the medium either moves as a rigid body or is at rest.

At the initial time $t = 0$ the domain and the velocity field are known,

$$\Omega(0) = \Omega_0, \quad \mathbf{u}|_{t=0} = \mathbf{u}_0, \quad \nabla \cdot \mathbf{u}_0 = 0. \quad (3)$$

For $t > 0$ we assume that the free surface $\Gamma(t)$ is passively advected by the fluid, i.e. the following kinematic condition is satisfied:

$$v_\Gamma = \mathbf{u} \cdot \mathbf{n} \quad \text{on } \Gamma(t), \quad (4)$$

where \mathbf{n} is the unit external normal vector on $\Gamma(t)$ and v_Γ is the normal velocity of $\Gamma(t)$. Another boundary condition on $\Gamma(t)$ results from balancing the surface tension forces and the fluid stress forces:

$$\boldsymbol{\sigma} \mathbf{n}|_\Gamma = -\gamma \kappa \mathbf{n} - p_{ext} \mathbf{n} \quad \text{on } \Gamma(t), \quad (5)$$

where κ is the sum of principal curvatures, γ is the surface tension coefficient, p_{ext} is an exterior pressure which we set to be zero for the rest of the paper, $p_{ext} = 0$.

The system of equations, boundary and initial conditions (1)–(5) forms a mathematical formulation of the problem of the Herschel-Bulkley incompressible fluid flow with free-surface. The problem is challenging for analysis and only partial results are known regarding its well-posedness, see, e.g. [11, 17] and the reference therein for analysis of wall-bounded Herschel-Bulkley flows. In the next section we show that any solution to (1)–(5) (if it possesses certain smoothness) satisfies a variational inequality.

3 Variational inequality

For arbitrary smooth divergence-free vector field \mathbf{v} , we first take the scalar product of the first equation in (1) with $\mathbf{v} - \mathbf{u}$. This gives the relation

$$\rho \left(\frac{\partial \mathbf{u}}{\partial t} + (\mathbf{u} \cdot \nabla \mathbf{u}) \right) \cdot (\mathbf{v} - \mathbf{u}) - \operatorname{div} \boldsymbol{\sigma} \cdot (\mathbf{v} - \mathbf{u}) = \mathbf{f} \cdot (\mathbf{v} - \mathbf{u}) \quad \text{on } \Omega(t), \quad (6)$$

for all $t > 0$. Further we integrate (6) over $\Omega(t)$ and obtain after integration by parts the identity

$$\int_{\Omega(t)} \left\{ \rho \left(\frac{\partial \mathbf{u}}{\partial t} + (\mathbf{u} \cdot \nabla \mathbf{u}) \right) (\mathbf{v} - \mathbf{u}) + \boldsymbol{\sigma} : \nabla (\mathbf{v} - \mathbf{u}) - \mathbf{f} \cdot (\mathbf{v} - \mathbf{u}) \right\} d\mathbf{x} = \int_{\Gamma(t)} \boldsymbol{\sigma} (\mathbf{v} - \mathbf{u}) \cdot \mathbf{n} \, ds.$$

Now we employ free boundary condition (5) and note that the symmetry of the Cauchy tensor leads to the identity $\boldsymbol{\sigma} : \nabla (\mathbf{v} - \mathbf{u}) = \boldsymbol{\sigma} : (\mathbf{D}\mathbf{v} - \mathbf{D}\mathbf{u})$. This brings us to the equality

$$\int_{\Omega(t)} \left\{ \rho \left(\frac{\partial \mathbf{u}}{\partial t} + (\mathbf{u} \cdot \nabla \mathbf{u}) \right) (\mathbf{v} - \mathbf{u}) + \boldsymbol{\sigma} : (\mathbf{D}\mathbf{v} - \mathbf{D}\mathbf{u}) - \mathbf{f} \cdot (\mathbf{v} - \mathbf{u}) \right\} d\mathbf{x} = - \int_{\Gamma(t)} \gamma \kappa \mathbf{n} \cdot (\mathbf{v} - \mathbf{u}) \, ds. \quad (7)$$

As the next step, we decompose the stress tensor into deviatoric and volumetric parts: $\boldsymbol{\sigma} = \boldsymbol{\tau} - p \mathbf{I}$ (the decomposition is formal in the plug region). We treat the stress term in (7) separately in the flow and plug regions of $\Omega(t)$. For the flow region $\Omega_f(t)$, we employ the first constitutive relation from (2) and further apply the Cauchy-Schwarz inequality $\mathbf{D}\mathbf{u} : \mathbf{D}\mathbf{v} \leq$

$|\mathbf{D}\mathbf{u}||\mathbf{D}\mathbf{v}|$. We get

$$\begin{aligned} \int_{\Omega_f(t)} \boldsymbol{\sigma} : (\mathbf{D}\mathbf{v} - \mathbf{D}\mathbf{u}) \, d\mathbf{x} &= \int_{\Omega_f(t)} (K|\mathbf{D}\mathbf{u}|^{\alpha-1} + \tau_s|\mathbf{D}\mathbf{u}|^{-1})\mathbf{D}\mathbf{u} : (\mathbf{D}\mathbf{v} - \mathbf{D}\mathbf{u}) \, d\mathbf{x} \\ &= \int_{\Omega_f(t)} \{K|\mathbf{D}\mathbf{u}|^{\alpha-1}\mathbf{D}\mathbf{u} : (\mathbf{D}\mathbf{v} - \mathbf{D}\mathbf{u}) + \tau_s (|\mathbf{D}\mathbf{u}|^{-1}(\mathbf{D}\mathbf{u} : \mathbf{D}\mathbf{v}) - |\mathbf{D}\mathbf{u}|)\} \, d\mathbf{x} \\ &\leq \int_{\Omega_f(t)} \{K|\mathbf{D}\mathbf{u}|^{\alpha-1}\mathbf{D}\mathbf{u} : (\mathbf{D}\mathbf{v} - \mathbf{D}\mathbf{u}) + \tau_s(|\mathbf{D}\mathbf{v}| - |\mathbf{D}\mathbf{u}|)\} \, d\mathbf{x}. \quad (8) \end{aligned}$$

The pressure term disappears above since both \mathbf{v} and \mathbf{u} are divergence free. The same arguments and the second constitutive relation from (2) give for the plug region $\Omega_p(t) = \Omega(t) \setminus \bar{\Omega}_f(t)$:

$$\begin{aligned} \int_{\Omega_p(t)} \boldsymbol{\sigma} : (\mathbf{D}\mathbf{v} - \mathbf{D}\mathbf{u}) \, d\mathbf{x} &= \int_{\Omega_p(t)} \boldsymbol{\tau} : \mathbf{D}\mathbf{v} \, d\mathbf{x} \leq \sup_{\Omega_p(t)} |\boldsymbol{\tau}| \int_{\Omega_p(t)} |\mathbf{D}\mathbf{v}| \, d\mathbf{x} \leq \tau_s \int_{\Omega_p(t)} |\mathbf{D}\mathbf{v}| \, d\mathbf{x} \\ &\quad (\text{since } |\mathbf{D}\mathbf{u}| = 0) = \int_{\Omega_p(t)} \{K|\mathbf{D}\mathbf{u}|^{\alpha-1}\mathbf{D}\mathbf{u} : (\mathbf{D}\mathbf{v} - \mathbf{D}\mathbf{u}) + \tau_s(|\mathbf{D}\mathbf{v}| - |\mathbf{D}\mathbf{u}|)\} \, d\mathbf{x}. \quad (9) \end{aligned}$$

Substituting (8) and (9) back into (7) gives the inequality

$$\begin{aligned} \int_{\Omega(t)} \left\{ \rho \left(\frac{\partial \mathbf{u}}{\partial t} + \mathbf{u} \cdot \nabla \mathbf{u} \right) \cdot (\mathbf{v} - \mathbf{u}) + K|\mathbf{D}\mathbf{u}|^{\alpha-1}\mathbf{D}\mathbf{u} : (\mathbf{D}\mathbf{v} - \mathbf{D}\mathbf{u}) + \tau_s(|\mathbf{D}\mathbf{v}| - |\mathbf{D}\mathbf{u}|) \right\} \, d\mathbf{x} \\ - \int_{\Omega(t)} \mathbf{f} \cdot (\mathbf{v} - \mathbf{u}) \, d\mathbf{x} + \int_{\Gamma(t)} \gamma \kappa \mathbf{n} \cdot (\mathbf{v} - \mathbf{u}) \, ds \geq 0. \quad (10) \end{aligned}$$

The arguments in this section are valid if a solution \mathbf{u} is sufficiently smooth. The sufficient regularity assumptions would be $\mathbf{u} \in W^{1,\alpha+1}(\Omega(t))$, $\frac{\partial \mathbf{u}}{\partial t} \in L^2(\Omega(t))$, and $\Omega(t)$ is bounded and has C^2 boundary for almost all $t > 0$. For the case of general boundary condition on the normal stress tensor, inequality (10) is found in [24].

We summarize the result of this section: *A sufficiently smooth solution \mathbf{u} to (1)–(5) satisfies the variational inequality (10) for almost all $t > 0$ and for any $\mathbf{v} \in H^1(\Omega(t))$ such that $\text{div } \mathbf{v} = 0$.*

4 Energy balance

The energy balance for the solution to the free-surface flow problem (1)–(5) follows from the variational inequality (10). To show this, we first recall a few helpful identities. We shall assume that $\Gamma(t)$ is sufficiently smooth and closed for all $t \in [0, T]$. For a smooth function g defined on $\bigcup_{t \in [0, T]} \Omega(t) \times \{t\}$, the Reynolds transport theorem gives the relation

$$\frac{d}{dt} \int_{\Omega(t)} g \, d\mathbf{x} = \int_{\Omega(t)} \frac{\partial g}{\partial t} \, d\mathbf{x} + \int_{\Gamma(t)} v_{\Gamma} g \, ds. \quad (11)$$

Thanks to the kinematic condition (4) on the normal velocity of Γ and $\text{div } \mathbf{u} = 0$, (11) yields the identity

$$\frac{d}{dt} \int_{\Omega(t)} g \, d\mathbf{x} = \int_{\Omega(t)} \left(\frac{\partial g}{\partial t} + (\mathbf{u} \cdot \nabla) g \right) \, d\mathbf{x}. \quad (12)$$

Recall the definition of the surface gradient and divergence operators: $\nabla_{\Gamma}q = \nabla q - (\mathbf{n} \cdot \nabla q)\mathbf{n}$ and $\operatorname{div}_{\Gamma}\mathbf{g} = \operatorname{tr}(\nabla_{\Gamma}\mathbf{g})$, which are the intrinsic surface quantities and do not depend on extensions of a scalar function q and a vector function \mathbf{g} off the surface. The integration by parts formula over a closed smooth surface Γ reads

$$\int_{\Gamma} (q(\operatorname{div}_{\Gamma}\mathbf{g}) + \mathbf{g} \cdot \nabla_{\Gamma}q) \, ds = \int_{\Gamma} \kappa(\mathbf{g} \cdot \mathbf{n})q \, ds, \quad (13)$$

where κ denotes the (doubled) surface mean curvature as in (10). Finally, for $\Gamma(t)$ passively advected by a flow field \mathbf{u} , the Leibniz formula gives

$$\frac{d}{dt} \int_{\Gamma(t)} g \, ds = \int_{\Gamma(t)} \left(\frac{\partial g}{\partial t} + (\mathbf{u} \cdot \nabla)g + g \operatorname{div}_{\Gamma}\mathbf{u} \right) \, ds. \quad (14)$$

Now we are prepared to deduce the problem energy balance from (10). As the first step, we test (10) with $\mathbf{v} = 0$ and $\mathbf{v} = 2\mathbf{u}$. Comparing two resulting inequalities, we obtain the equality

$$\int_{\Omega(t)} \left\{ \rho \left(\frac{\partial \mathbf{u}}{\partial t} \cdot \mathbf{u} + (\mathbf{u} \cdot \nabla \mathbf{u}) \cdot \mathbf{u} \right) + K|\mathbf{D}\mathbf{u}|^{\alpha+1} + \tau_s|\mathbf{D}\mathbf{u}| \right\} \, dx + \int_{\Gamma(t)} \gamma \kappa \mathbf{n} \cdot \mathbf{u} \, ds = \int_{\Omega(t)} \mathbf{f} \cdot \mathbf{u} \, dx.$$

We rewrite the first two terms as $\frac{1}{2} \int_{\Omega(t)} \rho \left(\frac{\partial |\mathbf{u}|^2}{\partial t} + \mathbf{u} \cdot \nabla |\mathbf{u}|^2 \right) \, dx$ and apply the Reynolds transport formula. This gives the identity

$$\frac{d}{dt} \int_{\Omega(t)} \frac{\rho |\mathbf{u}|^2}{2} \, dx + \int_{\Omega(t)} (K|\mathbf{D}\mathbf{u}|^{\alpha+1} + \tau_s|\mathbf{D}\mathbf{u}|) \, dx + \int_{\Gamma(t)} \gamma \kappa \mathbf{n} \cdot \mathbf{u} \, ds = \int_{\Omega(t)} \mathbf{f} \cdot \mathbf{u} \, dx. \quad (15)$$

With the help of integration by parts (13) over $\Gamma = \Gamma(t)$ and the Leibniz formula we calculate:

$$\int_{\Gamma(t)} \kappa(\mathbf{n} \cdot \mathbf{u}) \, ds = \int_{\Gamma(t)} \operatorname{div}_{\Gamma} \mathbf{u} \, ds = \frac{d}{dt} \int_{\Gamma(t)} 1 \, ds = \frac{d}{dt} |\Gamma(t)|,$$

where $|\Gamma(t)|$ denotes the area of the free surface. Employing these relations in (15) leads to the following *energy balance for the solution of (1)–(5)*:

$$\frac{d}{dt} \left(\int_{\Omega(t)} \frac{\rho |\mathbf{u}|^2}{2} \, dx + \gamma |\Gamma(t)| \right) + \int_{\Omega(t)} (K|\mathbf{D}\mathbf{u}|^{\alpha+1} + \tau_s|\mathbf{D}\mathbf{u}|) \, dx = \int_{\Omega(t)} \mathbf{f} \cdot \mathbf{u} \, dx. \quad (16)$$

The energy balance (16) has the form

$$\frac{d}{dt} E_{\text{total}}(t) = -D(t) + W_{\text{ext}}(t),$$

where the total energy $E_{\text{total}}(t)$ is the sum of kinetic energy $E_{\text{kin}}(t) = \int_{\Omega(t)} \frac{\rho |\mathbf{u}|^2}{2} \, dx$ and potential energy $E_{\text{free}}(t) = \gamma |\Gamma(t)| + \text{const}$. The rate of change of E_{total} is balanced by the internal energy dissipation

$$D(t) = \int_{\Omega(t)} (K|\mathbf{D}\mathbf{u}|^{\alpha+1} + \tau_s|\mathbf{D}\mathbf{u}|) \, dx \quad (17)$$

and the work of external forces

$$W_{\text{ext}}(t) = \int_{\Omega(t)} \mathbf{f} \cdot \mathbf{u} \, d\mathbf{x}.$$

Remark 4.1. Since there is no explicit dissipation mechanism for the free surface energy $E_{\text{free}}(t)$ in (16), it is not easy to obtain directly from (16) *a priori* estimates for the solution which would be sufficient for showing the (local) well-posedness of the problem. Solonnikov in [43] was the first to study the solvability of the Newtonian fluid free-surface flow problem subject to surface tension forces. His proof does not directly rely on energy estimates, but rather on Fourier-Laplace transform techniques, which required the use of exponentially weighted anisotropic Sobolev–Slobodskii spaces with fractional-order spatial derivatives. Further, energy methods to establish new space-time estimates for the Newtonian flows were developed in [16] and semigroup approach to establish the existence was used in [42]. None of these analyses are known to extend to viscoplastic fluid flow problems with free surfaces and surface tension forces. If one is interested in the existence of the arrested state or the finite stopping time, then the available analysis requires a lower bound for the plastic dissipation term of the form $(\int_{\Omega(t)} |\mathbf{u}|^2 d\mathbf{x})^{\frac{1}{2}} \leq C_{bd}(t) \int_{\Omega(t)} \tau_s |\mathbf{D}\mathbf{u}| d\mathbf{x}$. The bound is feasible for certain one-dimensional flows and for the flow in a long pipe of a constant cross-section [20, 24, 30, 45]. However, in a more general case of $\Omega \in \mathbb{R}^d$, the estimate implies the embedding $W^{1,1}(\Omega) \hookrightarrow L^2(\Omega)$, which is known to be valid only for $d \leq 2$. We note that this fundamental difficulty arises within the existing framework regardless of the form of exterior forces and also for the fixed (time-independent) domain. For free-surface flows, one also needs to control the constant $C_{bd}(t)$ for all possible (*a priori* unknown) shapes of $\Omega(t)$.

For the reasons outlined in Remark 4.1 above, it is not clear what can be concluded about the energy decay or the existence of a finite cessation time for the problem (1)–(5) solely from the energy balance (16). Further in this paper, we look closely at the problem of the existence of T_f using the example of a freely oscillating viscoplastic droplet rather than considering a general flow solving (1)–(5). The classical problem of oscillating droplet of viscous incompressible fluid with surface tension forces was treated by Lamb in [31]. Lamb assumed an irrotational velocity field and used the dissipation method to evaluate the effect of the viscosity on the decay of the oscillations. An exact solution of this problem for the Newtonian case is found in the analysis by Miller and Scriven [33] of the oscillations of a fluid droplet immersed in another fluid. The viscous effects on the perturbed spherical flows were further studied in [39]. Those studies indicated that the no-slip condition on the interface between two fluids is a major source of vorticity production in the problem, while the irrotational velocity field is an adequate approximation in the *viscous* case, if the interface is free and one of two fluids is a gas of negligible density and viscosity. In the present study, the exterior is vacuum and we enforce no condition on tangential velocities. Hence for the analysis we accept the irrotational velocity field assumption. In section 6 we include the results of a few numerical experiments, which illustrate the plausibility of this assumption. For the extended discussion of the plausibility of the vorticity-free approximation for the oscillating viscous droplet problem we refer to [28, 38]. In the next section, we shall see that for the vorticity-free approximation, the energy balance (16) yields the existence of a finite cessation time T_f .

5 Free oscillations of a viscoplastic drop

In this section, we study free oscillations of a viscoplastic droplet near its equilibrium state. Assuming rotational symmetry¹, the initial shape of the droplet is given by a perturbation of the sphere

$$r = r_0(1 + \tilde{\varepsilon} \sum_{n \geq 1} c_n \mathcal{H}_n(\theta, \varphi)), \quad (18)$$

where (r, θ, φ) are spherical coordinates, \mathcal{H}_n , $n = 1, 2, \dots$, is the n th spherical harmonic and $\tilde{\varepsilon}$ is small, $\tilde{\varepsilon} \ll 1$. We denote by S_0 the unperturbed sphere of radius r_0 and without loss of generality assume that \mathcal{H}_n are normalized, i.e. $\|\mathcal{H}_n\|_{L^2(S_0)} = 1$, and $\sum_{n \geq 1} c_n^2 = 1$. The fluid is assumed to be at rest at time $t = 0$ and $\mathbf{f} = \mathbf{0}$ for all $t \geq 0$. At $t = 0$ the mean curvature of the surface is not constant, and an unbalanced surface tension force causes the droplet oscillation. Following [31], we consider the evolution of the droplet surface given by

$$r = r_0 + \sum_{n \geq 1} A_n(t) \mathcal{H}_n(\theta, \varphi) =: r_0 + \sum_{n \geq 1} \xi_n. \quad (19)$$

In the absence of dissipation, Lamb showed that $A_n = r_0 c_n \tilde{\varepsilon} \sin(\sigma_n t + \alpha_n)$, where the period of oscillations depends on surface tension, fluid density, the harmonic's index n , and r_0 . Our plan for the analysis is the following: For the droplet evolving according to (19) we find the velocity potential and compute E_{free} , E_{kin} , and the viscous energy dissipation from (16) in terms of $A_n(t)$ and its derivatives. Examining the resulting system of ODEs for $A_n(t)$ we recover the classical results of Lamb about the period and decay of oscillations for the Newtonian droplet. This result is of further help when we treat the yield stress case. The viscoplastic dissipation in (16) is estimated from below. This provides us with a differential inequality for $A_n(t)$ for all $t > 0$. Analysis of this differential inequality yields the existence of a finite stopping time, i.e. $A_n(t) = 0$ for all $t \geq T_f$ and $n \geq 1$.

The velocity potential ϕ of irrotational flow of incompressible fluid is a harmonic function for all $t > 0$. We seek ϕ in the form of volume spherical harmonics series

$$\phi = \sum_{n \geq 1} B_n(t) \frac{r^n}{r_0^n} \mathcal{H}_n$$

Let $\xi := \sum_{n \geq 1} \xi_n$. The kinematic boundary condition (4) can be written as

$$\frac{\partial \phi}{\partial r} = \frac{\partial \xi}{\partial t} \quad \text{on } S_0. \quad (20)$$

This gives

$$\frac{n}{r_0} B_n(t) = \frac{dA_n(t)}{dt}. \quad (21)$$

Further in the paper, we always assume that A_n and B_n are functions of time. In most instances, we shall write A_n and B_n instead of $A_n(t)$ and $B_n(t)$.

¹The rotational symmetry is assumed for the clarity of presentation. The arguments can be extended to more general perturbations.

With the help of $\Delta\phi = 0$ and dropping higher order with respect to $\tilde{\varepsilon}$ terms one computes the kinetic energy:

$$E_{\text{kin}}(t) = \frac{\rho}{2} \int_{\Omega(t)} |\nabla\phi|^2 d\mathbf{x} = \frac{\rho}{2} \int_{\Gamma(t)} \phi \frac{\partial\phi}{\partial\mathbf{n}} ds \simeq \frac{\rho}{2} \int_{S_0} \phi \frac{\partial\phi}{\partial r} ds = \frac{\rho}{2r_0} \sum_{n \geq 1} n B_n^2 \int_{S_0} \mathcal{H}_n^2 ds. \quad (22)$$

Recall that $\int_{S_0} \mathcal{H}_n \mathcal{H}_m ds = \delta_m^n$. Employing (21), we find the rate of change of E_{kin} :

$$\frac{d}{dt} E_{\text{kin}}(t) = \frac{\rho}{r_0} \sum_{n \geq 1} n \frac{dB_n}{dt} B_n = \rho \sum_{n \geq 1} \frac{r_0}{n} \frac{d^2 A_n}{dt^2} \frac{dA_n}{dt}. \quad (23)$$

For the potential energy, we first calculate

$$\begin{aligned} \kappa &= \frac{1}{R_1} + \frac{1}{R_2} = \frac{2}{r_0} - \frac{2\xi}{r_0^2} - \frac{1}{r_0^2} \left\{ \frac{1}{\sin^2 \theta} \frac{\partial^2 \xi}{\partial \phi^2} + \frac{1}{\sin \theta} \frac{\partial}{\partial \theta} \left(\sin \theta \frac{\partial \xi}{\partial \theta} \right) \right\} \\ &= \frac{2}{r_0} - \sum_{n \geq 1} \left\{ \frac{2A_n \mathcal{H}_n}{r_0^2} - \frac{n(n+1)}{r_0^2} A_n \mathcal{H}_n \right\} = \frac{2}{r_0} + \sum_{n \geq 1} \frac{A_n}{r_0^2} (n(n+1) - 2) \mathcal{H}_n. \end{aligned}$$

where R_1, R_2 are the radii of principal of curvature of the surface. Noting $\int_{S_0} \mathcal{H}_n = 0$, $n \geq 1$, we get for the rate of change of the potential energy

$$\begin{aligned} \frac{d}{dt} E_{\text{free}}(t) &= \gamma \int_{\Gamma(t)} \kappa (\mathbf{n} \cdot \mathbf{u}) ds \simeq \gamma \int_{S_0} \kappa \frac{\partial\phi}{\partial r} ds = \sum_{n \geq 1} \frac{\gamma(n-1)(n+2)n}{r_0^3} B_n A_n \int_{S_0} \mathcal{H}_n^2 ds \\ &= \sum_{n \geq 1} \frac{\gamma(n-1)(n+2)}{r_0^2} \frac{dA_n}{dt} A_n. \end{aligned}$$

This and (23) gives the rate of change of the total energy

$$\frac{d}{dt} E_{\text{total}}(t) = \sum_{n \geq 1} \left\{ \frac{r_0 \rho}{n} \frac{d^2 A_n}{dt^2} \frac{dA_n}{dt} + \frac{\gamma(n-1)(n+2)}{r_0^2} \frac{dA_n}{dt} A_n \right\}. \quad (24)$$

For the *ideal* fluid setting $\frac{d}{dt} E_{\text{total}}(t) = 0$ one finds $A_n(t) = \hat{A}_0 \sin(\sigma_n t + \alpha_n)$ with the frequency

$$\sigma_n = \frac{\sqrt{\gamma n(n-1)(n+2)}}{r_0^{\frac{3}{2}} \rho^{\frac{1}{2}}} \quad (25)$$

as in [31]. For the Bingham fluid, one should account for viscous and plastic dissipation. Thanks to $\nabla \cdot \mathbf{u} = 0$ and $\nabla \times \mathbf{u} = 0$, we have

$$\int_{\Omega(t)} |\mathbf{D}\mathbf{u}|^2 d\mathbf{x} = \int_{\Omega(t)} |\nabla\mathbf{u}|^2 d\mathbf{x} = \int_{\Gamma(t)} \mathbf{u} \cdot \frac{\partial\mathbf{u}}{\partial\mathbf{n}} ds = \frac{1}{2} \int_{\Gamma(t)} \frac{\partial|\mathbf{u}|^2}{\partial\mathbf{n}} ds \simeq \frac{1}{2} \int_{S_0} \frac{\partial|\nabla\phi|^2}{\partial r} ds.$$

Note that $\frac{\partial\phi_n}{\partial r} = \frac{n}{r} \phi_n$, with $\phi_n = B_n \frac{r^n}{r_0^n} \mathcal{H}_n$, and for the Laplace–Beltrami operator on a sphere of radius r , it holds $\Delta_{\Gamma} \phi_n = -n(n+1)r^{-2} \phi_n$. With the help of these identities and

the surface integration by parts formula (13), we handle the integral on the righthand side as follows:

$$\begin{aligned} \int_{S_0} \frac{\partial |\nabla \phi|^2}{\partial r} ds &= \int_{S_0} \frac{\partial}{\partial r} \left(|\nabla_{\Gamma} \phi|^2 + \left| \frac{\partial \phi}{\partial r} \right|^2 \right) ds \\ &= \int_{S_0} \frac{\partial}{\partial r} \left(-\phi \Delta_{\Gamma} \phi + \left| \frac{\partial \phi}{\partial r} \right|^2 \right) ds \\ &= \sum_{n \geq 1} \int_{S_0} \frac{\partial}{\partial r} (n(n+1)r^{-2}\phi_n^2 + n^2r^{-2}\phi_n^2) ds. \end{aligned}$$

Substituting $\phi_n = B_n(r/r_0)^n \mathcal{H}_n$, we find

$$\begin{aligned} \int_{\Omega(t)} |\mathbf{Du}|^2 dx &= \sum_{n \geq 1} n(n-1)(2n+1)r_0^{-3} [B_n]^2 \int_{S_0} \mathcal{H}_n^2 ds \\ &= \sum_{n \geq 1} \frac{(n-1)(2n+1)}{nr_0} \left| \frac{dB_n}{dt} \right|^2. \end{aligned} \quad (26)$$

Thus, for the *Newtonian* fluid, we get from (16), (24) and (26) that A_n satisfy

$$\frac{d^2 A_n}{dt^2} + \frac{K(n-1)(2n+1)}{r_0^2 \rho} \frac{dA_n}{dt} + \frac{\gamma n(n-1)(n+2)}{r_0^3 \rho} A_n = 0, \quad \text{for } n = 2, 3, \dots \quad (27)$$

When the determinant of the characteristic equation for some $n > 1$ is non-negative (viscosity dominates over surface tension), then the corresponding harmonic does not contribute to oscillations and, using the initial condition $\frac{dA_n}{dt} = 0$ (since the fluid is assumed at rest at initial time, i.e. $\phi = 0$), one finds

$$A_n(t) = A_n(0) \frac{\lambda_n^1 \exp(\lambda_n^2 t) - \lambda_n^2 \exp(\lambda_n^1 t)}{\lambda_n^1 - \lambda_n^2}, \quad (28)$$

where $\lambda_n^{1,2} < 0$ are corresponding real eigenvalues. For complex eigenvalues, we observe oscillatory behavior. The amplitude of the oscillations for n th harmonic decays exponentially:

$$A_n(t) = \widehat{A}_n(0) \exp(-d_n t) \sin(\sigma_n t + \alpha_n), \quad \text{with } d_n = -\text{Re}(\lambda_n^1) = \frac{K(n-1)(2n+1)}{2r_0^2 \rho}$$

and σ_n from (25), $\widehat{A}_n(0) = A_n(0)/\sin \alpha_n$. We note that for any fixed positive problem parameters r_0, ρ, γ, K , it holds

$$|A_n| \leq A(0) \exp(-c_d n^2 t), \quad (29)$$

with a constant c_d depending only on the parameters of the problem.

Further we consider the effect of the plastic dissipation. To this end, we need the following trace inequality for functions of bounded variation in an N -dimensional ball [14]:

$$\|u - |\partial B|^{-1} \int_{\partial B} u ds\|_{L^1(\partial B)} \leq \frac{N\sqrt{\pi} \Gamma(\frac{1}{2}(N+1))}{2\Gamma(\frac{1}{2}(N+2))} \|\nabla u\|_{L^1(B)} \stackrel{N=3}{=} 2\|\nabla u\|_{L^1(B)}.$$

Noting that for irrotational flow $\mathbf{D}\mathbf{u} = \nabla\mathbf{u}$ and due to axial symmetries $\int_{S_0} u_i = 0$, $i = 1, 2, 3$, we apply the above inequality componentwise and we estimate the plastic dissipation to be *at least*

$$\begin{aligned} \tau_s \int_{\Omega(t)} |\mathbf{D}\mathbf{u}| \, d\mathbf{x} &= \tau_s \int_{\Omega(t)} |\nabla\mathbf{u}| \, d\mathbf{x} \simeq \tau_s \int_{\Omega_0} |\nabla\mathbf{u}| \, d\mathbf{x} \geq \frac{\tau_s}{3} \int_{\Omega_0} |\nabla\mathbf{u}|_{\ell^1} \, d\mathbf{x} \\ &\geq \frac{\tau_s}{6} \int_{S_0} |\mathbf{u}|_{\ell^1} \, d\mathbf{s} = \frac{\tau_s}{6} \int_{S_0} |\nabla\phi|_{\ell^1} \, d\mathbf{s} \geq \frac{\tau_s}{6} \int_{S_0} |\nabla\phi|_{\ell^2} \, d\mathbf{s} \\ &= \frac{\tau_s}{6} \int_{S_0} \left(|\nabla_{\Gamma}\phi|^2 + \left| \frac{\partial\phi}{\partial r} \right|^2 \right)^{\frac{1}{2}} \, d\mathbf{s}. \end{aligned} \quad (30)$$

Let C_{emb} be optimal constant from the following Sobolev embedding inequality for the two-dimensional sphere S_0 :

$$\|u\|_{L^2(S_0)} \leq C_{\text{emb}} \|u\|_{W^{1,1}(S_0)} \quad \text{for } u \in W^{1,1}(S_0), \quad \text{s.t. } \int_{S_0} u = 0.$$

Applying this result, we proceed with the estimate on plastic dissipation from below as follows.

$$\begin{aligned} \tau_s \int_{\Omega(t)} |\mathbf{D}\mathbf{u}| \, d\mathbf{x} &\geq \frac{\tau_s}{6} \int_{S_0} |\nabla_{\Gamma}\phi| \, d\mathbf{s} \geq \frac{\tau_s}{6C_{\text{emb}}} \left(\int_{S_0} |\phi|^2 \, d\mathbf{s} \right)^{\frac{1}{2}} \\ &= \frac{\tau_s}{6C_{\text{emb}}} \left(\int_{S_0} \left| \sum_{n \geq 1} B_n \mathcal{H}_n \right|^2 \, d\mathbf{s} \right)^{\frac{1}{2}} = \frac{\tau_s}{6C_{\text{emb}}} \left(\sum_{n \geq 1} B_n^2 \right)^{\frac{1}{2}} \\ &= \frac{\tau_s r_0}{6C_{\text{emb}}} \left(\sum_{n \geq 1} n^{-2} \left| \frac{dA_n}{dt} \right|^2 \right)^{\frac{1}{2}}. \end{aligned} \quad (31)$$

5.1 Finite stopping time for Bingham drop

We first treat the case of the flow index $\alpha = 1$ (Bingham fluid). From (26) and (31) one gets the lower bound for the total internal energy dissipation (17) of the viscoplastic droplet

$$\begin{aligned} D(t) &= \int_{\Omega(t)} (K|\mathbf{D}\mathbf{u}|^2 + \tau_s |\mathbf{D}\mathbf{u}|) \, d\mathbf{x} \\ &\geq \sum_{n \geq 1} \frac{K(n-1)(2n+1)}{nr_0} \left| \frac{dA_n}{dt} \right|^2 + \frac{\tau_s r_0}{6C_{\text{emb}}} \left(\sum_{n \geq 1} n^{-2} \left| \frac{dA_n}{dt} \right|^2 \right)^{\frac{1}{2}} \end{aligned} \quad (32)$$

Substituting this estimate to the total energy balance relation one obtains the following differential inequalities for A_n :

$$\sum_{n \geq 1} \left\{ \frac{\rho}{2n} \frac{d}{dt} \left| \frac{dA_n}{dt} \right|^2 + \frac{K(n-1)(2n+1)}{nr_0^2} \left| \frac{dA_n}{dt} \right|^2 + \frac{\gamma(n-1)(n+2)}{2r_0^3} \frac{d|A_n|^2}{dt} \right\} + \frac{\tau_s}{6\pi C_{\text{emb}}} \left| \sum_{n \geq 1} n^{-2} \left| \frac{dA_n}{dt} \right|^2 \right|^{\frac{1}{2}} \leq 0. \quad (33)$$

Based on (33) and the previous analysis, we show that there exists such finite T_f that $A_n = 0$ for all $n \geq 1$ and $t > T_f$. To this end, we first estimate the third (surface tension) term with the help of the Cauchy inequality:

$$\begin{aligned} \sum_{n \geq 1} \frac{\gamma(n-1)(n+2)}{2r_0^3} \frac{d|A_n|^2}{dt} &= \sum_{n \geq 1} \frac{\gamma(n-1)(n+2)}{r_0^3} \frac{dA_n}{dt} A_n \\ &\leq \frac{\gamma}{r_0^3} \left(\sum_{n \geq 1} (n-1)^2 (n+2)^2 n^2 A_n^2 \right)^{\frac{1}{2}} \left(\sum_{n \geq 1} n^{-2} \left| \frac{dA_n}{dt} \right|^2 \right)^{\frac{1}{2}}. \end{aligned} \quad (34)$$

From the study of purely viscous case, when there is no additional plastic dissipation, we know that A_n decay at least exponentially with the decay factors not less than $-c_d n^2$, see (29). If we *assume* that adding the plastic dissipation can only contribute to the energy decay in a given harmonic, we conclude that there exists such finite time T_1 that

$$\frac{\gamma}{r_0^3} \left(\sum_{n \geq 1} (n-1)^2 (n+2)^2 n^2 A_n^2 \right)^{\frac{1}{2}} \leq \frac{\tau_s}{12C_{\text{emb}}} \quad \text{for } t \geq T_1. \quad (35)$$

Using this and (34) in (33), we get

$$\sum_{n \geq 1} \left\{ \frac{\rho n}{2} \frac{d}{dt} B_n^2 + \frac{K(n-1)(2n+1)n}{r_0^2} B_n^2 \right\} + \frac{\tau_s r_0}{12C_{\text{emb}}} \left| \sum_{n \geq 1} B_n^2 \right|^{\frac{1}{2}} \leq 0 \quad \text{for } t \geq T_1. \quad (36)$$

For the sake of convenient notation we also make the substitution $\frac{dA_n}{dt} = \frac{n}{r_0} B_n$. Further we use the Hölder inequality to estimate the plastic dissipation term from below:

$$\sum_{n \geq 1} n B_n^2 \leq \left(\sum_{n \geq 1} n^p B_n^{(2-\alpha)p} \right)^{\frac{1}{p}} \left(\sum_{n \geq 1} B_n^{\alpha q} \right)^{\frac{1}{q}} \stackrel{p=\frac{3}{2}, q=3, \alpha=\frac{2}{3}}{=} \left(\sum_{n \geq 1} n^{\frac{3}{2}} B_n^2 \right)^{\frac{2}{3}} \left(\sum_{n \geq 1} B_n^2 \right)^{\frac{1}{3}}.$$

Thanks to the Young inequality we have

$$\left(\sum_{n \geq 1} n B_n^2 \right)^{\frac{3}{4}} \leq \frac{1}{2\delta} \left(\sum_{n \geq 1} B_n^2 \right)^{\frac{1}{2}} + \frac{\delta}{2} \sum_{n \geq 1} n^{\frac{3}{2}} B_n^2 \quad \forall \delta > 0,$$

or after obvious rearrangement of terms

$$2\delta \left(\sum_{n \geq 1} n B_n^2 \right)^{\frac{3}{4}} - \delta^2 \sum_{n \geq 1} n^{\frac{3}{2}} B_n^2 \leq \left(\sum_{n \geq 1} B_n^2 \right)^{\frac{1}{2}} \quad \forall \delta > 0, \quad (37)$$

Thanks to the kinetic energy decay, we may always assume that T_1 is such that $E_{\text{kin}}(t) \leq \frac{\rho}{2}$ for $t \geq T_1$ and so $B_1^2 \leq \frac{2}{\rho} E_{\text{kin}} \leq 1$ for $t \geq T_1$. Hence for $\delta \in (0, 1]$ it holds $\delta^2 B_1^2 \leq \delta \left(\sum_{n \geq 1} n B_n^2 \right)^{\frac{3}{4}}$. Now (37) yields

$$\delta \left(\sum_{n \geq 1} n B_n^2 \right)^{\frac{3}{4}} - \delta^2 \sum_{n \geq 2} n^{\frac{3}{2}} B_n^2 \leq \left(\sum_{n \geq 1} B_n^2 \right)^{\frac{1}{2}} \quad \forall \delta > 0, \quad (38)$$

If we substitute (38) in (36) with δ satisfying

$$0 < \delta^2 \leq \frac{5K}{r_0^2 \sqrt{2}}, \quad (39)$$

then $\frac{1}{2}$ of the viscous term kills the negative term on the left hand side of (38). Further, for the viscous term in (36), the following holds trivially

$$\sum_{n \geq 1} \frac{K(n-1)(2n+1)n}{2r_0^2} B_n^2 \geq \frac{5K}{2r_0^2} \sum_{n \geq 2} n B_n^2. \quad (40)$$

Finally, we get control of $\frac{5K}{2r_0^2} B_1^2$ with the help of the viscoplastic term. Again, thanks to the kinetic energy decay, we may assume that T_1 is sufficiently large such that for $t \geq T_1$ the coefficient B_1 is small to satisfy the inequality

$$\frac{5K}{2r_0^2} B_1^2 \leq \frac{\tau_s r_0 \delta}{24C_{\text{emb}}} \left(\sum_{n \geq 1} n B_n^2 \right)^{\frac{3}{4}}.$$

Thus, using (38), (40) in (36) and choosing δ satisfying (39), we arrive at the following differential inequality for the quantity $\widehat{B} := \sum_{n \geq 1} n B_n^2$:

$$\frac{\rho}{2} \frac{d\widehat{B}}{dt} + \frac{5K}{2r_0^2} \widehat{B} + \frac{\tau_s r_0 \delta}{24C_{\text{emb}}} \widehat{B}^{\frac{3}{4}} \leq 0 \quad \text{for } t \geq T_1.$$

The ODE $y' + c_1 y + c_2 y^s = 0$ is solved by $y^{1-s} = (y^{1-s}(0) + c_2 c_1^{-1}) e^{-(1-s)c_1 t} - c_2 c_1^{-1}$ for $t \geq 0$, $s \neq 1$. Hence, the comparison theorem provides us with the bound

$$\widehat{B}^{\frac{1}{4}} \leq (\widehat{B}^{\frac{1}{4}}(T_1) + c_2 c_1^{-1}) e^{-\frac{c_1(t-T_1)}{4}} - c_2 c_1^{-1}, \quad \text{for all } t \geq T_1,$$

with $c_1 = \frac{5K}{r_0^2 \rho}$, $c_2 = \frac{\tau_s r_0 \delta}{12\rho C_{\text{emb}}}$. We conclude that $\widehat{B} = 0$ for $t \geq T_f$, with a finite stopping time T_f .

Remark 5.1. The analysis above can be simplified for $d = 2$, i.e. for the problem of 2D oscillating drop. Indeed, in this case one can use the continuous embedding $W^{1,1}(\Omega) \hookrightarrow L^2(\Omega)$, $\Omega \subset \mathbb{R}^2$, and estimate the plastic dissipation terms from below as follows (compare to (30)-(31) and arguments below (36)):

$$\begin{aligned} \tau_s \int_{\Omega(t)} |\mathbf{D}\mathbf{u}| d\mathbf{x} &= \tau_s \int_{\Omega(t)} |\nabla \mathbf{u}| d\mathbf{x} \simeq \tau_s \int_{\Omega_0} |\nabla \mathbf{u}| d\mathbf{x} \geq \widehat{C}_{\text{emb}} \left(\int_{\Omega_0} |\mathbf{u}|^2 d\mathbf{x} \right)^{\frac{1}{2}} \\ &= \sqrt{2} \widehat{C}_{\text{emb}} E_{\text{kin}}^{\frac{1}{2}}(t) = \widehat{C}_{\text{emb}} \left(\frac{\rho}{r_0} \sum_{n \geq 1} n B_n^2 \right)^{\frac{1}{2}}. \end{aligned}$$

5.2 Shear thickening case

The fluid with the index $\alpha \geq 1$ fits the framework of the Bingham fluid if one notes the inequality

$$K|\mathbf{D}\mathbf{u}|^{1+\alpha} + \tau_s|\mathbf{D}\mathbf{u}| \geq \min\left\{K, \frac{\tau_s}{2}\right\}|\mathbf{D}\mathbf{u}|^2 + \frac{\tau_s}{2}|\mathbf{D}\mathbf{u}| \quad \text{for } \alpha \geq 1.$$

Therefore, the above analysis applies with the viscosity coefficient $\min\{K, \frac{\tau_s}{2}\}$ and yield stress $\frac{\tau_s}{2}$. The analysis of the shear thinning case $\alpha < 1$ is lacking at present.

6 Numerical experiments

In this section we present the results of several numerical experiments, which illustrate the analysis of this paper. These experiments also study the dependence of the finite stopping time for the 3D droplet problem on various parameters. For the computer simulations we use the numerical approach developed in [35–37] for free-surface incompressible viscous flows. The numerical method is built on a staggered grid finite difference octree discretization of momentum, mass conservation and level set equations. The latter is used to model the evolution of the free surface in a bulk computational domain. The plasticity term is regularized by the Bercovier-Engelman method [8] ($|\mathbf{D}\mathbf{u}|^{-1} \rightarrow (|\mathbf{D}\mathbf{u}|^2 + \varepsilon^2)^{-\frac{1}{2}}$ in (2)) with the regularization parameter $\varepsilon = 10^{-6}$. We note that regularized problem may not inherit an existence of arrested state from the original problem. However, numerical experiments demonstrate the convergent results of flow statistics for this level of values of ε . This indicates that the modelling error due to the regularization for $\varepsilon = 10^{-6}$ is minor compared to discretization errors. The regularization allows us to overcome computational difficulties associated with the non-differentiability of the constitutive relations and hence to perform 3D computations using dynamically refined grids towards the free surface, i.e. the refinement follows the evolution of the free surface. Such a refinement is of crucial importance for the sufficiently accurate computations of the surface tension forces. Only those cells of the background octree mesh are active in computations, which are intersected by the surface or belong to the interior of the droplet, so no auxiliary conditions are needed on the boundary of the bulk domain. A second order version of the Chorin-Temam splitting method was used for time advancing and the variable time step is used subject to certain stability conditions, see details in [35, 36].

The computational domain in this and all further experiments is the cube $(0, \ell)^3$, $\ell = \frac{10}{3}$; an initially perturbed sphere of radius $r_0 = 1$ is placed in the center of Ω . Everywhere

Table 1: Approximate number of total active degrees of freedom and the error in viscosity (numerical dissipation) introduced by the method for the ideal fluid.

h_{min}	$\frac{\ell}{16}$	$\frac{\ell}{32}$	$\frac{\ell}{64}$	$\frac{\ell}{128}$
$\approx \#$ d.o.f.	111333	142405	452681	1772340
Error _{visc}	0.0032	9.5750e-04	7.2761e-04	4.8750e-04

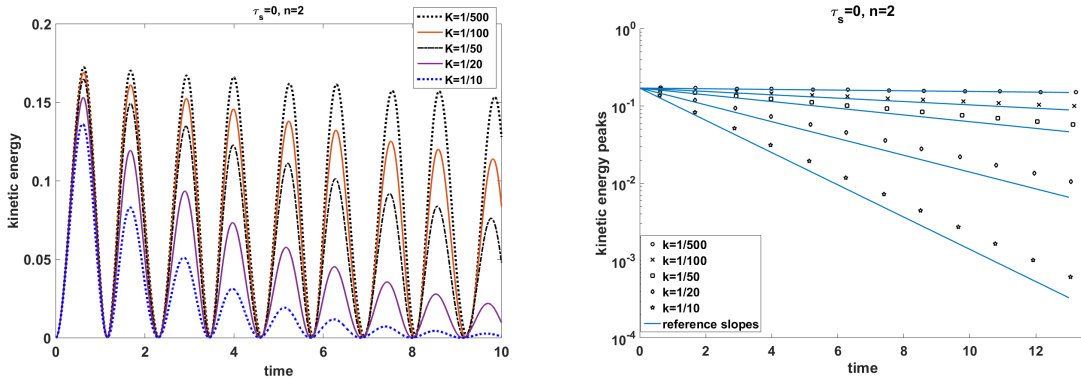


Figure 1: Evolution of $E_{kin}(t)$ and decay of the maximum (over a period) kinetic energy for the simulation of a Newtonian ($\tau_s = 0$, $\alpha = 1$) fluid droplet for several values of the viscosity parameter.

in computations we set $\rho = 1$ and $\gamma = 1$ (density and surface tension parameters), while varying K , τ_s , α , and n (consistency, yield stress, flow index parameters and the number n of spherical harmonic \mathcal{H}_n used to set the initial perturbation). The perturbation parameter in (18) is chosen to be $\tilde{\varepsilon} = 0.3$. Further we use a sequence of descritizations with the following parameters: The maximal mesh size is $h_{max} = \frac{\ell}{16}$; the mesh is aggressively refined towards the free surface, where the mesh size equals h_{min} . Table 1 shows the approximate number of the degrees of freedom in the resulting descritizations (this number slightly varies when the free surface evolves) for different h_{min} .

First we perform a series of experiments for the *Newtonian* oscillating droplet. Although the numerical method was previously verified on a number of benchmark problems for Newtonian and viscoplastic fluids flows, the purpose of this experiment is to assess the accuracy of the numerical method and to study the convergence of flow statistics in this case to those given by the analysis in [31, 33] and recovered in (25) and (28). Thus, a droplet of the ideal fluid ($K = 0$, $\tau_s = 0$) oscillates infinitely with constant amplitude. The deviation of the numerical solution from this behaviour allows us to estimate (by fitting an exponential function to maximum values of the kinetic energy over periods) the numerical dissipation of the method, which is reported in Table 1. We see that the numerical dissipation is low and decreases when the mesh is refined. All further experiments are done with $h_{min} = \frac{\ell}{64}$. Figure 1 shows the evolution of the kinetic energy and the kinetic energy peaks for several values of the viscosity parameter. For reference, we plot the exponent functions from (28) (there graphs are straight lines in the log scale). The slopes show the theoretically predicted *asymptotic* energy decay rates. Note that in the viscous case the rate (28) is valid for large enough time or sufficiently small perturbation $\tilde{\varepsilon}$, see [39], and so a deviation at the initial

stage of oscillations may be expected. The asymptotic rate is well predicted by the results of simulations. Therefore, we now turn to the numerical study of the yield stress case.

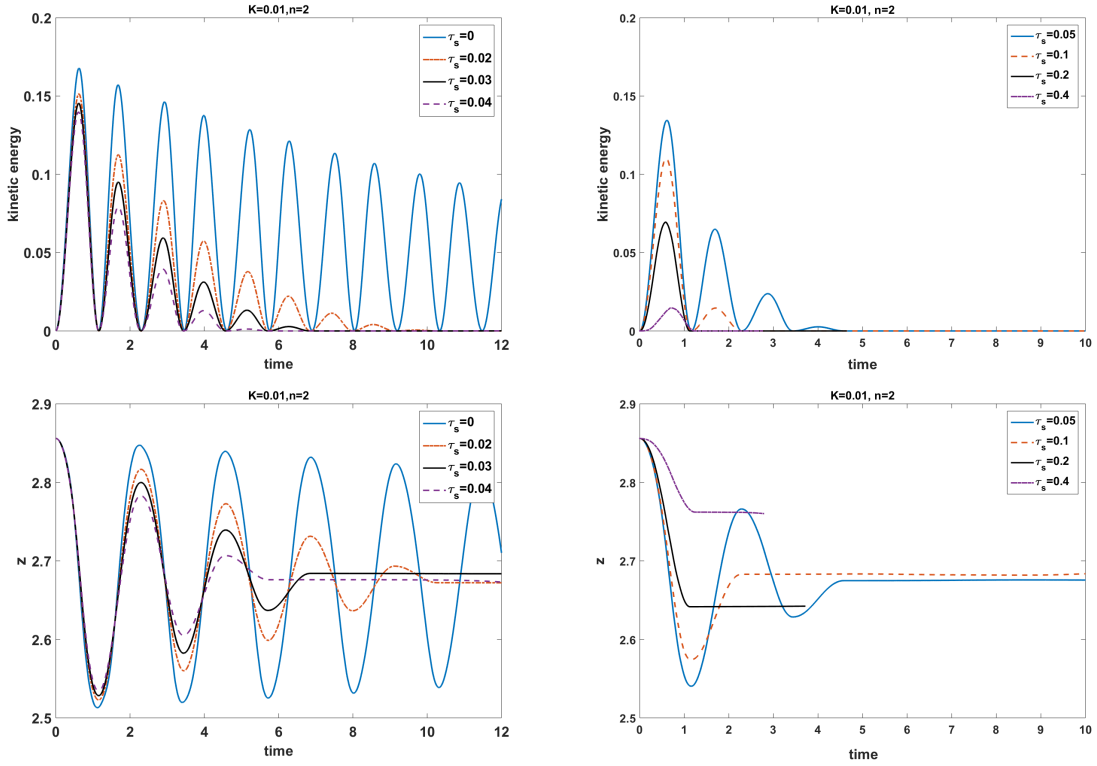


Figure 2: The evolution of the kinetic energy (upper plots) and the trajectory of the north tip (bottom plots) computed for $K = 0.01$, different τ_s and the second spherical harmonic ($n = 2$) to define initial perturbation.

First we experiment with the Bingham fluid (fluid index $\alpha = 1$). As in the experiments with the Newtonian fluid, the initial perturbation is defined by (18) with $A_2(0) = 1$ and $A_n(0) = 0$ for $n \neq 2$, $\tilde{\varepsilon} = 0.3$. Now Figures 2–3 show the evolution of the total kinetic energy and the trajectory of the north tip computed for viscosity coefficients $K = 0.01$ and $K = 0.025$ and different yield stress parameters τ_s , with $\tau_s = 0$ obviously showing the Newtonian case. Both from the kinetic energy evolution and the trajectory of the drop tip we clearly see the complete cessation of the motion in a finite time for all $\tau_s > 0$. It is interesting to note from the north tip trajectories that the final arrested state is not necessarily the original unperturbed sphere. The quasi-period of the oscillations looks independent of the K and τ_s values. The decay rate and the final stopping time, otherwise, depend on K and τ_s . The final stopping times presented in Table 2 were estimated from the computed kinetic energy applying the following formula:

$$T_f = \arg \min_{t>0} \max_{s \geq 0} \{E_{\text{kin}}(t+s) \leq 10^{-7}\}. \quad (41)$$

As can be expected T_f , in general, decreases for larger values of K and τ_s . It is interesting to note that for the range of modest, i.e., not too large, yield stress parameter values, the

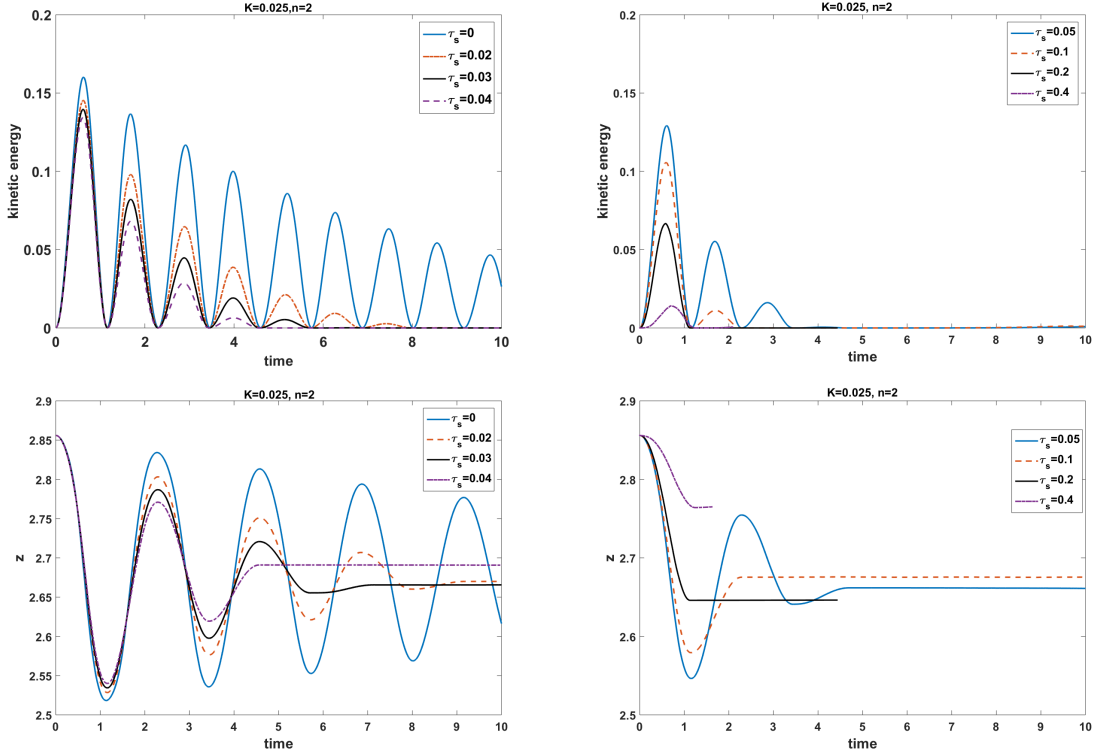


Figure 3: The evolution of the kinetic energy (upper plots) and the trajectory of the north tip (bottom plots) computed for $K = 0.025$, different τ_s and the second spherical harmonic ($n = 2$) to define initial perturbation.

final stopping time demonstrates the dependence on τ_s close to $T_f = O(\tau_s^{-1})$. The viscosity coefficient for this problem appears to have less influence on the variation of the finite cessation time.

It follows from the analysis in section 5, and was noticed already in [31], that for the Newtonian case the drop oscillations are the linear superposition of individual oscillations of each spherical harmonics, satisfying equations (27). For the non-Newtonian case, we do not see why a similar superposition principle should be valid in general. However, if for a prediction purpose one could *assume* that there is no transfer of energy between different scales, then one can write an ODE for the time evolution of each harmonic separately. In addition to the terms in (27) one computes for the plastic dissipation: $\tau_s \int_{\Omega(t)} |\mathbf{Du}| dx \simeq \tau_s n^{-1} r_0^{1-n} \left| \frac{dA_n}{dt} \right| \int_{\Omega_0} |D^2(r^n \mathcal{H}_n)| dx$, where $D^2(f)$ is the Hessian matrix for f . For example, for the second spherical harmonic the corresponding ODE reads

$$\frac{d^2 A_2}{dt^2} + \frac{5K}{r_0^2 \rho} \frac{dA_2}{dt} + \frac{8\tau}{r_0^3 \rho} A_2 + \frac{\tau_s}{r_0 \rho \sqrt{6}} \text{sign} \left(\frac{dA_2}{dt} \right) = 0. \quad (42)$$

This ODE can be numerically solved with a high accuracy. The first time T_{pred} such that $A_n(t) = 0$ for all $t > T_{\text{pred}}$ may serve as a prediction to the actual stopping time if the initial perturbation is defined only by the second harmonic (similar with other harmonics). We

Table 2: Computed and ‘predicted’ final stopping times for various values of K and τ_s , with $\alpha = 1$, $n = 2$ (for initial perturbation).

τ_s	K=0.005		K=0.01		K=0.025	
	T_f	T_{pred}	T_f	T_{pred}	T_f	T_{pred}
0.02	10.29	9.940	10.27	8.873	9.182	7.760
0.03	8.274	6.647	6.847	6.629	7.125	5.543
0.04	5.712	4.439	5.722	4.434	4.568	4.434
0.05	4.573	4.416	4.577	4.361	4.688	3.326
0.1	2.279	2.213	2.279	2.213	2.289	2.213
0.2	1.135	1.099	1.130	1.099	1.130	1.099
0.4	1.260	—	1.265	—	1.237	—

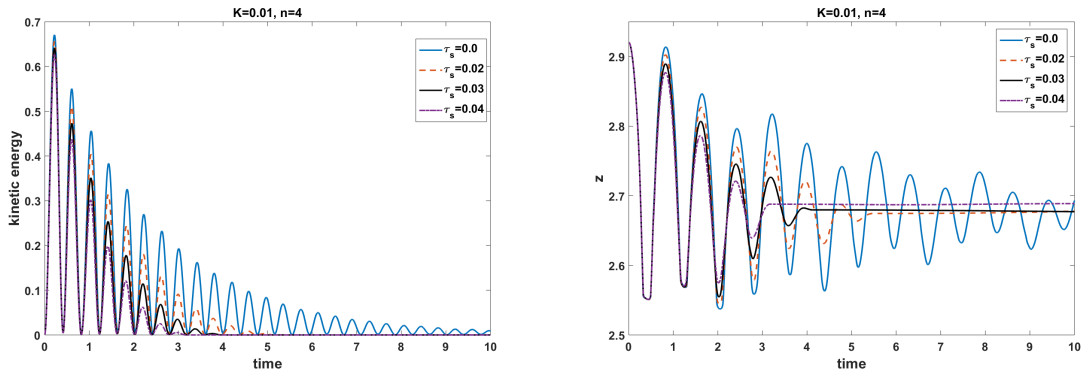


Figure 4: The evolution of the kinetic energy (left) and the trajectory of the north tip (right) computed for $K = 0.01$ and various τ_s , with $n = 4$ (for initial perturbation).

solve (42) by the 4th order Runge-Kutta method and report the computed T_{pred} in Table 2. The obtained T_{pred} are close to T_f recovered by full 3D simulations. This suggests that the transfer of energy between the scales (from lower to higher) does not play an essential role in this problem and gives an additional support to the assumption leading to (35). The “—” sign in Table 2 indicates that for $\tau_s = 0.4$ according to the ODE the drop motion is halted at $t = 0$.

We next experiment with different initial perturbations of the drop. In this experiment, we set $A_4(0) = 1$ and $A_n(0) = 0$ for $n \neq 4$, $\tilde{\varepsilon} = 0.3$ in (18). For this setup, Figure 4 shows the evolution of the total kinetic energy and the trajectory of the north tip computed for viscosity coefficient $K = 0.01$ and different yield stress parameters τ_s . Again we observe the complete cessation of the motion in a finite time for all $\tau_s > 0$. As expected from the analysis, the decay of the oscillations for the spherical harmonic with larger number happens faster and the computed stopping time T_f is smaller.

Further, we simulate the droplet oscillations for different values of the fluid index α . The computed evolution of the total kinetic energy and the trajectory of the north tip for $K = 0.01$ and $\tau_s = 0.02$ are shown in Figure 5. The estimated final stopping times are shown in Table 3. The results indicate that shear-thinning/thickening variation has some affect on

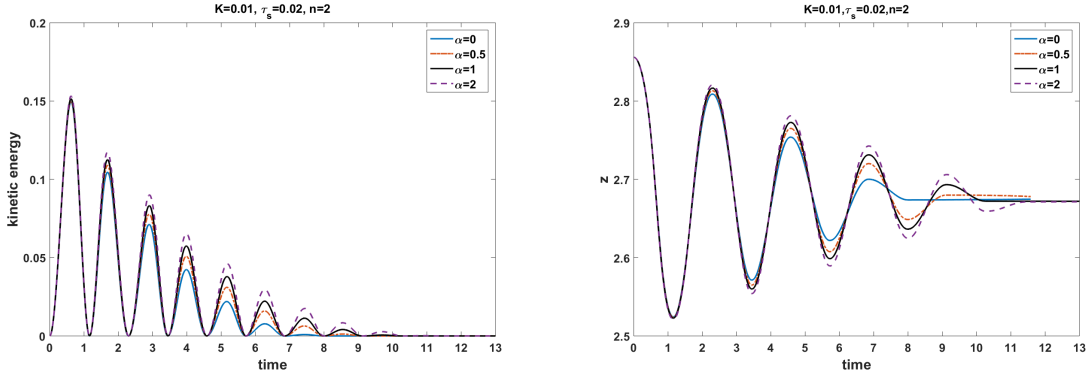


Figure 5: The evolution of the kinetic energy (left) and the trajectory of the north tip (right) computed for $K = 0.01$, $\tau_s = 0.02$, and different flow indexes α .

the stopping times of the oscillations in general leading to faster decay as $\alpha \rightarrow 0$. At the same time, the results for $n = 4$ are inconclusive.

Table 3: Estimated final stopping times for various values of α and $n \in \{2, 4\}$ (for initial perturbation), with $K = 0.01$, $\tau_s = 0.02$.

α	n=2	n=4
0	7.96	5.55
0.5	9.09	5.53
1	10.27	5.46
2	11.40	4.92

We are also interested in the evolution of unyielded zones prior to the final cessation of the drop motion. Note that numerical studies of the pipe and enclosed flows typically demonstrate an earlier formation and further growth of the unyielded zones until they occupy the whole domain and halt the motion, see, e.g., [12, 13, 44]. However, for the oscillating drop problem, if we accept the approach of Lamb and seek the solution in the form of the series (19), then we conclude that the whole droplet comes to the full stop at T_f without *prior* formation of rigid zones. The solution in (19) is an approximation, and it is interesting to see which scenario the fluid motion follows in practice. Results of the numerical experiments suggest that Lamb’s approach is remarkably predictive. Figure 6 shows the unyielded regions computed with the help of von Mises criterion around the final stopping time for the Bingham fluid and with other parameters $K = 0.01$, $\tau \in \{0.04, 0.05\}$. The regions are visualized at three consecutive time steps. We see the (almost) immediate transition from fluidic to rigid phases in the entire droplet. Small unyielded regions near the droplet tips right before the complete stop can be a numerical phenomenon. We recall that the numerical method makes *no* use of the expansion in (19) or any other assumptions, including rotational symmetry, made in the framework of section 5; rather, it obtains the 3D solution of (1)–(5) directly. Postprocessing of the numerical results for other values of τ_s showed very similar behavior of the rigid zones to those shown in Figure 6, so we skip including these plots. It also occurs that the von Mises criterion yields the final stopping times very close to those computed from (41).

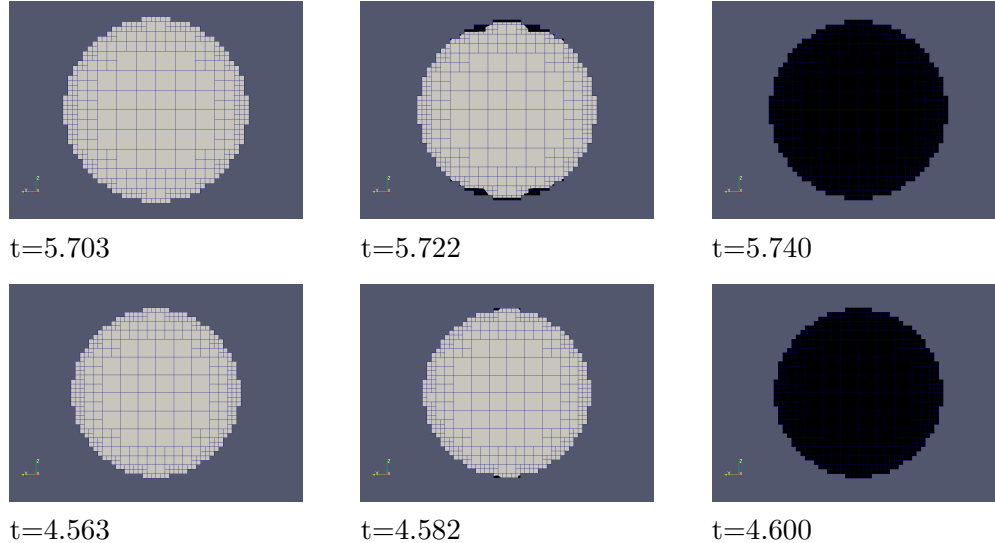


Figure 6: The visualization of the rigid zones near the final stopping time for $\tau_s = 0.04$ (upper plots) and $\tau_s = 0.05$ (bottom plots), with other parameters $K = 0.01$, $\alpha = 1$, $n = 2$. The cutaway by the xz -midplane is shown. The unyielded regions by von Mises criterion are colored black. Full cells are shown, but cut cells ensuring $O(h^2)$ boundary approximation are used in computations.

Finally, we illustrate numerically the irrotational velocity field assumption (see discussion at the end of Section 4). To this end, we compare the skew-symmetric part of the velocity gradient tensor against its symmetric part for several computed solutions. For the skew-symmetric part we have $\int_{\Omega(t)} |\nabla_{scesw} \mathbf{u}|^2 d\mathbf{x} = \frac{1}{2} \int_{\Omega(t)} |\nabla \times \mathbf{u}|^2 d\mathbf{x}$. Thus, Figure 7 shows the evolution of $\int_{\Omega(t)} |\mathbf{Du}|^2 d\mathbf{x}$ and of the enstrophy for the Newtonian droplet and for the yield stress case with two values of parameter τ_s . For the yield stress fluid, we also plot $\int_{\Omega(t)} |\mathbf{Du}| d\mathbf{x}$, since this statistic enters the energy balance. In all cases, the produced vorticity appears to be minor compared to symmetric rate of strain tensor.

Acknowledgements

We are grateful to Kirill Terekhov (Stanford) for sharing the octree-CFD code and his help with setting-up numerical experiments. We also thank Roland Glowinski (University of Houston) for encouraging discussions.

References

- [1] C. Acary-Robert, E. D. Fernández-Nieto, G. Narbona-Reina, and P. Vigneaux. A well-balanced finite volume-augmented Lagrangian method for an integrated Herschel–Bulkley model. *Journal of Scientific Computing*, 53(3):608–641, 2012.
- [2] A. N. Alexandrou, G. C. Florides, and G. C. Georgiou. Squeeze flow of semi-solid slurries. *Journal of Non-Newtonian Fluid Mechanics*, 193:103–115, 2013.

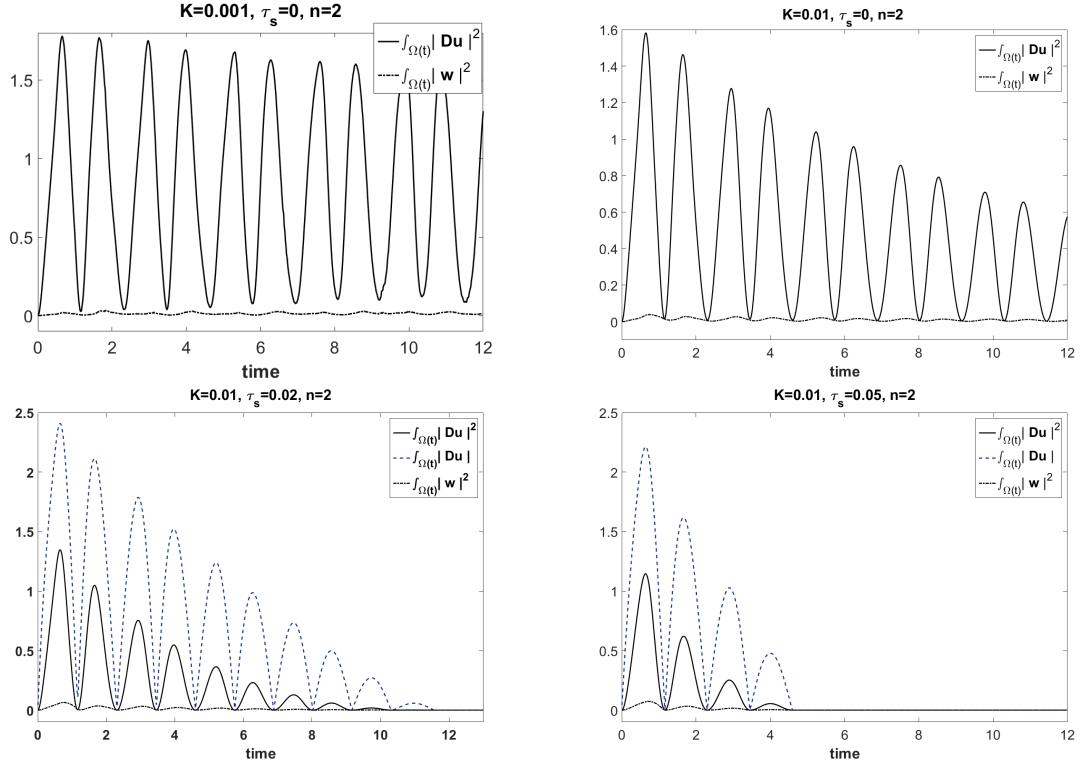


Figure 7: The evolution of $\int_{\Omega(t)} |\mathbf{Du}|^2 dx$ and of the enstrophy, $\int_{\Omega(t)} |\mathbf{w}|^2 dx$, with $\mathbf{w} = \frac{1}{\sqrt{2}} \nabla \times \mathbf{u}$. All results are computed for $n = 2$ and different values of τ_s . For $\tau_s > 0$ the figure also shows $\int_{\Omega(t)} |\mathbf{Du}| dx$.

- [3] C. Ancey. Plasticity and geophysical flows: a review. *Journal of Non-Newtonian Fluid Mechanics*, 142(1):4–35, 2007.
- [4] C. Ancey and S. Cochard. The dam-break problem for Herschel–Bulkley viscoplastic fluids down steep flumes. *Journal of Non-Newtonian Fluid Mechanics*, 158(1):18–35, 2009.
- [5] S. D. Aziz and S. Chandra. Impact, recoil and splashing of molten metal droplets. *International journal of heat and mass transfer*, 43(16):2841–2857, 2000.
- [6] N. J. Balmforth, R. V. Craster, A. C. Rust, and R. Sassi. Viscoplastic flow over an inclined surface. *Journal of Non-Newtonian Fluid Mechanics*, 139(1):103–127, 2006.
- [7] N. J. Balmforth, I. A. Frigaard, and G. Ovarlez. Yielding to stress: recent developments in viscoplastic fluid mechanics. *Annual Review of Fluid Mechanics*, 46:121–146, 2014.
- [8] M. Bercovier and M. Engelman. A finite-element method for incompressible non-Newtonian flows. *Journal of Computational Physics*, 36(3):313–326, 1980.
- [9] N. Bernabeu, P. Saramito, and C. Smutek. Numerical modeling of non-Newtonian viscoplastic flows: Part II. Viscoplastic fluids and general tridimensional topographies. *International Journal of Numerical Analysis and Modeling*, 11(1):213–228, 2014.
- [10] D. Bonn and M. M. Denn. Yield stress fluids slowly yield to analysis. *Science*, 324(5933):1401–1402, 2009.
- [11] M. Bulicek, P. Gwiazda, J. Málek, and A. Swierczewska-Gwiazda. On unsteady flows of implicitly constituted incompressible fluids. *SIAM Journal on Mathematical Analysis*, 44(4):2756–2801, 2012.
- [12] M. Chatzimina, G. C. Georgiou, I. Argyropaidas, E. Mitsoulis, and R. R. Huilgol. Cessation of couette and poiseuille flows of a Bingham plastic and finite stopping times. *Journal of Non-Newtonian Fluid Mechanics*, 129(3):117–127, 2005.
- [13] M. Chatzimina, C. Xenophontos, G. C. Georgiou, I. Argyropaidas, and E. Mitsoulis. Cessation of annular Poiseuille flows of Bingham plastics. *Journal of Non-Newtonian Fluid Mechanics*, 142(1):135–142, 2007.
- [14] A. Cianchi. A sharp trace inequality for functions of bounded variation in the ball. *Proceedings of the Royal Society of Edinburgh: Section A Mathematics*, 142(06):1179–1191, 2012.
- [15] P. Coussot. Yield stress fluid flows: A review of experimental data. *Journal of Non-Newtonian Fluid Mechanics*, 211:31–49, 2014.
- [16] D. Coutand and S. Shkoller. Unique solvability of the free-boundary Navier–Stokes equations with surface tension. *arXiv preprint math/0212116*, 2002.
- [17] H. Eberlein, , and M. Ruzička. Existence of weak solutions for unsteady motions of Herschel–Bulkley fluids. *Journal of Mathematical Fluid Mechanics*, 14(3):485–500, 2012.

- [18] E. D. Fernandez Nieto, J. M. Gallardo, and P. Vignaux. Efficient numerical schemes for viscoplastic avalanches. Part 1: the 1D case. *Journal of Computational Physics*, 264:55–90, 2014.
- [19] I. Ginzburg. A free-surface lattice Boltzmann method for modelling the filling of expanding cavities by Bingham fluids. *Philosophical Transactions of the Royal Society of London A: Mathematical, Physical and Engineering Sciences*, 360(1792):453–466, 2002.
- [20] R. Glowinski. *Lectures on numerical methods for non-linear variational problems*. Springer Science & Business Media, 2008.
- [21] R. W. Griffiths. The dynamics of lava flows. *Annual Review of Fluid Mechanics*, 32(1):477–518, 2000.
- [22] J. Haidar and J. Lowke. Predictions of metal droplet formation in arc welding. *Journal of Physics D: Applied Physics*, 29(12):2951, 1996.
- [23] A. J. Hogg and G. P. Matson. Slumps of viscoplastic fluids on slopes. *Journal of Non-Newtonian Fluid Mechanics*, 158(1):101–112, 2009.
- [24] R. R. Huilgol. Variational inequalities in the flows of yield stress fluids including inertia: theory and applications. *Physics of Fluids*, 14(3):1269–1283, 2002.
- [25] R. R. Huilgol. *Fluid Mechanics of Viscoplasticity*. Springer, 2015.
- [26] R. R. Huilgol, B. Mena, and J. Piau. Finite stopping time problems and rheometry of Bingham fluids. *Journal of Non-Newtonian Fluid Mechanics*, 102(1):97–107, 2002.
- [27] I. R. Ionescu. Viscoplastic shallow flow equations with topography. *Journal of Non-Newtonian Fluid Mechanics*, 193:116–128, 2013.
- [28] D. D. Joseph. Potential flow of viscous fluids: Historical notes. *International Journal of Multiphase Flow*, 32(3):285–310, 2006.
- [29] G. Karapetsas and J. Tsamopoulos. Transient squeeze flow of viscoplastic materials. *Journal of Non-Newtonian Fluid Mechanics*, 133(1):35–56, 2006.
- [30] R. V. Kohn. New integral estimates for deformations in terms of their nonlinear strains. *Archive for Rational Mechanics and Analysis*, 78(2):131–172, 1982.
- [31] H. Lamb. *Hydrodynamics*. Cambridge university press, 1932.
- [32] G. P. Matson and A. J. Hogg. Two-dimensional dam break flows of Herschel–Bulkley fluids: the approach to the arrested state. *Journal of Non-Newtonian Fluid Mechanics*, 142(1):79–94, 2007.
- [33] C. Miller and L. Scriven. The oscillations of a fluid droplet immersed in another fluid. *Journal of Fluid Mechanics*, 32(03):417–435, 1968.
- [34] L. Muravleva, E. Muravleva, G. C. Georgiou, and E. Mitsoulis. Unsteady circular Couette flow of a Bingham plastic with the Augmented Lagrangian Method. *Rheologica acta*, 49(11-12):1197–1206, 2010.

- [35] K. D. Nikitin, M. A. Olshanskii, K. M. Terekhov, and Y. V. Vassilevski. A numerical method for the simulation of free surface flows of viscoplastic fluid in 3D. *J. Comp. Math*, 29:605–622, 2011.
- [36] K. D. Nikitin, M. A. Olshanskii, K. M. Terekhov, and Y. V. Vassilevski. A splitting method for numerical simulation of free surface flows of incompressible fluids with surface tension. *Computational Methods in Applied Mathematics*, 15(1):59–77, 2015.
- [37] M. A. Olshanskii, K. M. Terekhov, and Y. V. Vassilevski. An octree-based solver for the incompressible Navier–Stokes equations with enhanced stability and low dissipation. *Computers & Fluids*, 84:231–246, 2013.
- [38] J. Padrino, T. Funada, and D. Joseph. Purely irrotational theories for the viscous effects on the oscillations of drops and bubbles. *International Journal of Multiphase Flow*, 34(1):61–75, 2008.
- [39] A. Prosperetti. Free oscillations of drops and bubbles: the initial-value problem. *Journal of Fluid Mechanics*, 100(02):333–347, 1980.
- [40] W. H. Reid. The oscillations of a viscous liquid drop. *Quarterly of Applied Mathematics*, 18(1):86–89, 1960.
- [41] A. Saïdi, C. Martin, and A. Magnin. Influence of yield stress on the fluid droplet impact control. *Journal of Non-Newtonian Fluid Mechanics*, 165(11):596–606, 2010.
- [42] B. Schweizer. Free boundary fluid systems in a semigroup approach and oscillatory behavior. *SIAM Journal on Mathematical Analysis*, 28(5):1135–1157, 1997.
- [43] V. A. Solonnikov. Solvability of a problem on the evolution of a viscous incompressible fluid, bounded by a free surface, on a finite time interval. *Algebra i Analiz*, 3(1):222–257, 1991.
- [44] A. Syrakos, G. C. Georgiou, and A. N. Alexandrou. Cessation of the lid-driven cavity flow of Newtonian and Bingham fluids. *Rheologica Acta*, 55(1):51–66, 2016.
- [45] R. Temam and G. Strang. Functions of bounded deformation. *Archive for Rational Mechanics and Analysis*, 75(1):7–21, 1980.
- [46] J. Tsamopoulos, Y. Dimakopoulos, N. Chatzidai, G. Karapetsas, and M. Pavlidis. Steady bubble rise and deformation in Newtonian and viscoplastic fluids and conditions for bubble entrapment. *Journal of Fluid Mechanics*, 601:123–164, 2008.