

On the mass of atoms in molecules: Beyond the Born-Oppenheimer approximation

Arne Scherrer,^{1,2,3} Federica Agostini,^{4,*} Daniel Sebastiani,¹

E. K. U. Gross,⁴ and Rodolphe Vuilleumier^{2,3,†}

¹*Martin-Luther-Universität Halle-Wittenberg,
von-Danckelmann-Platz 4, D-06120 Halle, Germany*

²*UMR 8640 ENS-CNRS-UPMC, Département de Chimie,
24 rue Lhomond, École Normale Supérieure, 75005 Paris, France*

³*UPMC Université Paris 06, 4, Place Jussieu, 75005 Paris, France*

⁴*Max-Planck-Institut für Mikrostrukturphysik,
Weinberg 2, D-06120 Halle, Germany*

Abstract

Describing the dynamics of nuclei in molecules requires a potential energy surface, which is traditionally provided by the Born-Oppenheimer or adiabatic approximation. However, we also need to assign masses to the nuclei. There, the Born-Oppenheimer picture does not account for the inertia of the electrons and only bare nuclear masses are considered. Nowadays, experimental accuracy challenges the theoretical predictions of rotational and vibrational spectra and requires to include the participation of electrons in the internal motion of the molecule. More than 80 years after the original work of Born and Oppenheimer, this issue still is not solved in general. Here, we present a theoretical and numerical framework to address this problem in a general and rigorous way. Starting from the exact factorization of the electron-nuclear wave function, we include electronic effects beyond the Born-Oppenheimer regime in a perturbative way via position-dependent corrections to the bare nuclear masses. This maintains an adiabatic-like point of view: the nuclear degrees of freedom feel the presence of the electrons via a single potential energy surface, whereas the inertia of electrons is accounted for and the total mass of the system is recovered. This constitutes a general framework for describing the mass acquired by slow degrees of freedom due to the inertia of light, bounded particles. We illustrate it with a model of proton transfer, where the light particle is the proton, and with corrections to the vibrational spectra of molecules. Inclusion of the light particle inertia allows to gain orders of magnitude in accuracy.

* agostini@mpi-halle.mpg.de

† rodolphe.vuilleumier@ens.fr

I. INTRODUCTION

The Born-Oppenheimer (BO) [1], or adiabatic, treatment of the coupled motion of electrons and nuclei in molecular systems is among the most fundamental approximations in condensed matter physics and theoretical chemistry. Based on the hypothesis that part of the system, usually electrons or protons, evolves on a much shorter time-scale than the rest, i.e. (heavy) nuclei or ions, the BO approximation allows one to visualize molecules as a set of nuclei moving on a single potential energy surface that represents the effect of the electrons in a given eigenstate. Yet, it is an approximation, yielding the correct dynamics only in the limit of infinite nuclear masses. Consequently when compared to highly accurate molecular spectroscopy measurements, theoretical predictions might deviate from experimentally observed behavior.

In those situations, the question of which masses [2–5] are to be considered when calculating rotational and vibrational spectra of light molecules, for instance hydrogen-based [6–8], often appears in the literature to rationalize this problem. In the BO approximation, the electrons appear only implicitly in the dynamics, as a potential energy contribution to the Hamiltonian driving the motion of the nuclei. The kinetic energy arising from the molecular motion then involves only the bare nuclear masses. However, electrons are carried along with the nuclei, thus how is their inertia accounted for? It has been proposed that more accurate results are obtained when employing *atomic masses* rather than bare nuclear masses; sometimes *fractional masses* are used to account for ionicity but there is no systematic way to do so.

One solution to the problem is to perform a full non-adiabatic treatment of the coupled electron-nuclear problem, but the numerical cost is much larger than a BO calculation. Also, from a fundamental point of view, this does not answer the question of what is the mechanism by which the inertia of the electrons affects the mass of the heavy degrees of freedom. An alternative approach, pioneered by Bunker and Moss [6], is to treat perturbatively non-adiabatic effects, but applications are still limited to di- and tri-atomic molecules.

In the present paper we examine this problem in the framework of the exact factorization of the electron-nuclear wave function [9]. This (non-adiabatic) reformulation of the quantum-mechanical problem is used as a starting point to develop a procedure that

settles the issue described above in a rigorous way. The key point in the exact factorization is that the electronic effect on the nuclear system is taken into account by time-dependent vector and scalar potentials. These concepts are the generalization of similar, but static, quantities appearing also within the BO approximation. We show that non-adiabatic effects can be accounted for, by formulating a theory that treats these effects as a perturbation to the BO problem. Such a framework has been discussed in previous work [10] to derive the nuclear velocity perturbation theory [11] for vibrational circular dichroism [12]. Within the nuclear velocity perturbation theory, non-adiabatic effects can be included by taking into account corrections to the BO approximation up to within linear order in the classical nuclear velocity. We show here that this is equivalent to a perturbation approach where the small parameter is the electron-nuclear mass ratio.

The major achievement of such formulation is presented in this paper: electronic non-adiabatic effects appear as a *position-dependent mass* correction to the bare nuclear mass, up to within linear order in the perturbation. From a fundamental perspective, we prove that it is possible to recover an adiabatic-like structure of the Hamiltonian governing the dynamics of the heavy degrees of freedom, with a kinetic energy contribution and a separate potential energy term. Since the mass correction can be fully identified with the electronic mass, totally missing in the BO approximation, we propose a theory able to restore a fundamental property, often overlooked, of the dynamical problem: the translational invariance of an isolated system with its physical mass, i.e. nuclear *and* electronic. If in the BO approximation the nuclear masses are made position-dependent in the way proposed in this paper, the center of mass can be separated from rotations and internal vibrations and evolves as a free particle with mass equal to the total mass of the system (expected from the Galilean invariance of the problem [5]). From an algorithmic perspective, the corrections to the mass involve only ground-state properties and can be calculated as a response to the nuclear motion, within standard perturbation theory [13–15]. Therefore, we are able to perform numerical studies of molecular systems, pushing the applications beyond di- and tri-atomic molecules.

The paper is organized as follows: First we show how, starting from the exact factorization, non-adiabatic effects are included by constructing a perturbative scheme based on the BO approach. Then, we prove that the vector potential of the theory can be expressed as a position-dependent correction to the bare nuclear mass. In the nuclear

Hamiltonian, non-adiabatic effects are taken into account in an adiabatic-like picture, if the nuclear masses are corrected for the electronic contribution. We prove that (i) the position-dependent corrections sum up to the total electronic mass of the complete system and (ii) the Hamiltonian with position-dependent dressed masses is appropriate to compute rotational and vibrational spectra as it is possible to exactly separate the center of mass motion. Results are presented, discussing a model of a hydrogen bond and corrections to the vibrational frequencies of small molecular systems.

II. BEYOND THE BORN-OPPENHEIMER APPROXIMATION

The exact factorization of the electron-nuclear wave function has been presented [9] and discussed [16, 17] in previous work. Therefore, we only introduce here the basic formalism and we refer to the above references for a detailed presentation.

A system of interacting particles, which will be taken as electrons of mass m_e and nuclei of masses M_ν , is described by the Hamiltonian $\hat{H} = \hat{T}_n + \hat{H}_{BO}$, with \hat{T}_n the nuclear kinetic energy and \hat{H}_{BO} the standard BO Hamiltonian. The evolution of the electron-nuclear wave function $\Psi(\mathbf{r}, \mathbf{R}, t)$, in the absence of an external time-dependent field, is described by the time-dependent Schrödinger equation (TDSE) $\hat{H}\Psi = i\hbar\partial_t\Psi$. The symbols \mathbf{r}, \mathbf{R} collectively indicate the Cartesian coordinates of N_{el} electrons and N_n nuclei, respectively, in a fix laboratory frame. When the exact factorization is employed, the solution of the TDSE is written as the product $\Psi(\mathbf{r}, \mathbf{R}, t) = \Phi_{\mathbf{R}}(\mathbf{r}, t)\chi(\mathbf{R}, t)$, where $\chi(\mathbf{R}, t)$ is the nuclear wave function and $\Phi_{\mathbf{R}}(\mathbf{r}, t)$ is an electronic factor parametrically depending on the nuclear configuration \mathbf{R} . $\Phi_{\mathbf{R}}(\mathbf{r}, t)$ satisfies the partial normalization condition $\int d\mathbf{r}|\Phi_{\mathbf{R}}(\mathbf{r}, t)|^2 = 1 \ \forall \mathbf{R}, t$, which makes the factorization unique up to a gauge transformation. Starting from the TDSE for $\Psi(\mathbf{r}, \mathbf{R}, t)$, Frenkel's action principle [18–20] and the partial normalization condition yield the evolution equations for $\Phi_{\mathbf{R}}(\mathbf{r}, t)$ and $\chi(\mathbf{R}, t)$,

$$\left[\hat{H}_{el} - \epsilon(\mathbf{R}, t) \right] \Phi_{\mathbf{R}} = i\hbar\partial_t\Phi_{\mathbf{R}} \quad \text{and} \quad \hat{H}_n\chi = i\hbar\partial_t\chi. \quad (1)$$

Here, the electronic and nuclear Hamiltonians are $\hat{H}_{el} = \hat{H}_{BO} + \hat{U}_{en}[\Phi_{\mathbf{R}}, \chi]$ and $\hat{H}_n = \sum_\nu [-i\hbar\nabla_\nu + \mathbf{A}_\nu(\mathbf{R}, t)]^2/(2M_\nu) + \epsilon(\mathbf{R}, t)$, respectively. The index ν is used to label the

nuclei. The electron-nuclear coupling operator (ENCO),

$$\hat{U}_{en}[\Phi_{\mathbf{R}}, \chi] = \sum_{\nu=1}^{N_n} \frac{1}{M_{\nu}} \left[\frac{[-i\hbar\nabla_{\nu} - \mathbf{A}_{\nu}(\mathbf{R}, t)]^2}{2} + \left(\frac{-i\hbar\nabla_{\nu}\chi(\mathbf{R}, t)}{\chi(\mathbf{R}, t)} + \mathbf{A}_{\nu}(\mathbf{R}, t) \right) (-i\hbar\nabla_{\nu} - \mathbf{A}_{\nu}(\mathbf{R}, t)) \right], \quad (2)$$

the time-dependent vector potential (TDVP),

$$\mathbf{A}_{\nu}(\mathbf{R}, t) = \langle \Phi_{\mathbf{R}}(t) | -i\hbar\nabla_{\nu} \Phi_{\mathbf{R}}(t) \rangle_{\mathbf{r}}, \quad (3)$$

and the time-dependent potential energy surface (TD PES),

$$\epsilon(\mathbf{R}, t) = \langle \Phi_{\mathbf{R}}(t) | \hat{H}_{BO} + \hat{U}_{en} - i\hbar\partial_t | \Phi_{\mathbf{R}}(t) \rangle_{\mathbf{r}}, \quad (4)$$

mediate the *exact* coupling between the two subsystems, thus they include all effects beyond BO. The symbol $\langle \dots \rangle_{\mathbf{r}}$ indicates integration over the electronic coordinates. The TDVP and TD PES transform [9] as standard gauge potentials when the electronic and nuclear wave functions transform with a phase $\theta(\mathbf{R}, t)$. The gauge, the only freedom in the definition of the electronic and nuclear wave functions, will be fixed below.

The ENCO is inversely proportional to the nuclear masses M_{ν} , then the BO limit [21] corresponds to the solution of Eqs. (1) setting the ENCO to zero [10]. Formally, however, approaching this limit of large but finite nuclear masses depends on the physical situation considered [22]. In the time-dependent case, keeping fixed the kinetic energy, it has been shown [22] that the BO limit is recovered asymptotically in terms of a small expansion parameter μ^4 used to scale the nuclear mass, $M \rightarrow M^{(\mu)} \equiv M/\mu^4$. Making μ approach zero corresponds to the ratio of the nuclear mass over the electron mass $M^{(\mu)}/m_e$ going to infinity. This scaling factor will be used only to estimate perturbatively the order of the terms in the electronic equation, and will be set equal to unity to recover the values of the physical masses. The nuclear mass being made larger, the nuclear dynamics is slower such that time variable must then be scaled as well, by a factor μ^2 , i.e. $t \rightarrow t/\mu^2$ [22], increasing the separation of time-scales between the light and heavy particles. Similarly, following a simple scaling argument, the nuclear momentum behaves as μ^{-2} in the semi-classical limit (see Appendix A). Then, the ENCO from Eq. (2) scales with μ^4 as

$$\hat{U}_{en,\mu}[\Phi_{\mathbf{R}}, \chi] = \sum_{\nu=1}^{N_n} \left[\frac{\mu^4}{M_{\nu}} \frac{[-i\hbar\nabla_{\nu} - \mathbf{A}_{\nu}(\mathbf{R}, t)]^2}{2} + \frac{\mu^2}{M_{\nu}} \left(\boldsymbol{\lambda}_{\nu}(\mathbf{R}, t) + \mu^2 \mathbf{A}_{\nu}(\mathbf{R}, t) \right) \left(-i\hbar\nabla_{\nu} - \mathbf{A}_{\nu}(\mathbf{R}, t) \right) \right]. \quad (5)$$

where $\lambda_\nu(\mathbf{R}, t) = \mu^2 \frac{-i\hbar \nabla_\nu \chi(\mathbf{R}, t)}{\chi(\mathbf{R}, t)}$. $\lambda_\nu(\mathbf{R}, t)$ tends towards a quantity independent of μ in the limit of small μ , since $-i\hbar \nabla_\nu \chi / \chi$ is related to the nuclear momentum [10, 17] and thus scales as μ^{-2} .

Using the definition in Eq. (4), we define the scaled TDPES,

$$\begin{aligned} \epsilon_\mu(\mathbf{R}, t) = & \langle \Phi_{\mathbf{R}}(t) | \hat{H}_{BO} | \Phi_{\mathbf{R}}(t) \rangle_{\mathbf{r}} + \mu^2 \langle \Phi_{\mathbf{R}}(t) | -i\hbar \partial_t | \Phi_{\mathbf{R}}(t) \rangle_{\mathbf{r}} \\ & + \mu^4 \sum_{\nu=1}^{N_n} \frac{1}{2M_\nu} \langle \Phi_{\mathbf{R}}(t) | [-i\hbar \nabla_\nu - \mathbf{A}_\nu(\mathbf{R}, t)]^2 | \Phi_{\mathbf{R}}(t) \rangle_{\mathbf{r}}, \end{aligned} \quad (6)$$

noting the second term in Eq. (5) does not contribute (by construction) to the TDPES. The electronic equation thus obtained,

$$\left[\hat{H}_{BO} + \hat{U}_{en,\mu} [\Phi_{\mathbf{R}}, \chi] - \epsilon_\mu(\mathbf{R}, t) \right] \Phi_{\mathbf{R}} = i\hbar \mu^2 \partial_t \Phi_{\mathbf{R}}, \quad (7)$$

can be solved perturbatively in powers of μ^4 , with its solution of the form $\Phi_{\mathbf{R}}(\mathbf{r}, t) = \Phi_{\mathbf{R}}^{(0)}(\mathbf{r}, t) + \mu^2 \Phi_{\mathbf{R}}^{(1)}(\mathbf{r}, t) + \dots$ [1, 23].

The time dependence appears only at order μ^2 , as it is clear from Eqs. (6) and (7). Therefore the time dependence of $\Phi_{\mathbf{R}}^{(0)}(\mathbf{r}, t) = \varphi_{\mathbf{R}}^{(0)}(\mathbf{r})$ can be dropped out and it satisfies the zeroth order equation

$$\left[\hat{H}_{BO} - \epsilon^{(0)}(\mathbf{R}) \right] \varphi_{\mathbf{R}}^{(0)} = 0, \quad (8)$$

with $\epsilon^{(0)}(\mathbf{R})$ the first term on the right-hand-side of Eq. (6). Here, $\varphi_{\mathbf{R}}^{(0)}(\mathbf{r})$ is an eigenstate of the BO Hamiltonian with eigenvalue $\epsilon^{(0)}(\mathbf{R}) = \epsilon_{BO}^{(0)}(\mathbf{R})$, chosen to be the ground state.

At the zeroth order: (i) the TDVP identically vanishes, $\mathbf{A}_\nu^{(0)}(\mathbf{R}, t) = 0$, as in the absence of a magnetic field $\varphi_{\mathbf{R}}^{(0)}(\mathbf{r})$ can be taken real; (ii) the evolution of the nuclear wave function is determined by the usual BO equation; (iii) the electronic wave function is used to fix the gauge freedom at all orders, by imposing $\langle \varphi_{\mathbf{R}}^{(0)} | \Phi_{\mathbf{R}}(t) \rangle \in \mathbb{R}$.

The electronic equation at the next order yields

$$\left[\hat{H}_{BO} - \epsilon_{BO}^{(0)}(\mathbf{R}) \right] \Phi_{\mathbf{R}}^{(1)} = i \sum_{\nu=1}^{N_n} \lambda'_\nu(\mathbf{R}, t) \cdot \left(\hbar \nabla_\nu \varphi_{\mathbf{R}}^{(0)} \right), \quad (9)$$

where $\lambda'_\nu(\mathbf{R}, t) = [\lambda_\nu(\mathbf{R}, t) + \mu^2 \mathbf{A}_\nu(\mathbf{R}, t)] / M_\nu$ from Eq. (2). We neglected the TDVP from the term in parenthesis since $\mathbf{A}_\nu(\mathbf{R}, t)$ is $\mathcal{O}(\mu^2)$. Furthermore, λ'_ν contains a term $\mathcal{O}(\mu^2)$, which will be analyzed below along with the TDVP. Appendix B presents the connection

between Eq. (9) and the nuclear velocity perturbation theory, thus providing a numerical scheme [10] to compute $\Phi_{\mathbf{R}}^{(1)}(\mathbf{r}, t)$ within perturbation theory [11].

The electronic wave function up to within $\mathcal{O}(\mu^2)$ is

$$\Phi_{\mathbf{R}}(\mathbf{r}, t) = \varphi_{\mathbf{R}}^{(0)}(\mathbf{r}) + \mu^2 i \sum_{\nu=1}^{N_n} \lambda'_{\nu}(\mathbf{R}, t) \cdot \varphi_{\mathbf{R},\nu}^{(1)}(\mathbf{r}), \quad (10)$$

where $\varphi_{\mathbf{R},\nu}^{(1)}(\mathbf{r})$ is implicitly defined by Eq. (9). Eq. (10) is valid also as initial condition, i.e. the correction is included if at the initial time the nuclear velocity (the classical limit of $\lambda'_{\nu}(\mathbf{R}, t)$) is non-zero [24]. $\Phi_{\mathbf{R}}(\mathbf{r}, t)$ is complex and can thus sustain an electronic current density [25, 26] induced by the nuclear motion.

The TDVP becomes non-zero and inserting Eq. (10) in Eq. (3), as described in Appendix C, yields $\underline{A}(\mathbf{R}, t) = -\mu^2 \underline{\underline{A}}(\mathbf{R}) \underline{\lambda}'(\mathbf{R}, t)$, with

$$\underline{\underline{A}}(\mathbf{R}) = 2 \left\langle \underline{\varphi}_{\mathbf{R}}^{(1)} \left| \hat{H}_{BO} - \epsilon_{BO}^{(0)}(\mathbf{R}) \right| \underline{\varphi}_{\mathbf{R}}^{(1)} \right\rangle_{\mathbf{r}}. \quad (11)$$

The singly underlined symbols $\underline{A}(\mathbf{R}, t)$, $\underline{\lambda}'(\mathbf{R}, t)$ and $\underline{\varphi}_{\mathbf{R}}^{(1)}$ indicate $(3N_n)$ -dimensional vectors, whereas $\underline{\underline{A}}(\mathbf{R})$ is $(3N_n \times 3N_n)$ -dimensional matrix.

Since $\underline{\lambda}'(\mathbf{R}, t)$ depends on $\underline{A}(\mathbf{R}, t)$, we find $\underline{A}(\mathbf{R}, t)$ self-consistently, which amounts to include an infinite number of terms of order μ^{2n} . Recalling $\underline{\lambda} = \mu^2 [-i\hbar \nabla \chi / \chi]$, the TDVP becomes

$$\underline{A} = -\mu^2 \underline{\underline{A}} \underline{\underline{M}}^{-1} \underline{\lambda}, \text{ with } \underline{\underline{M}}(\mathbf{R}) = \underline{\underline{M}} + \mu^4 \underline{\underline{A}}(\mathbf{R}). \quad (12)$$

Here, $\underline{\underline{M}} \equiv M_{\nu} \delta_{\nu i, \nu' j}$ is the $(3N_n \times 3N_n)$ diagonal mass matrix. If $\mu^4 = 1$, expressions where the physical masses appear are recovered. From Eq. (11) it is evident that $\underline{\underline{A}}(\mathbf{R})$ is a purely electronic quantity, which affects the nuclear momentum through the TDVP. Such correction, however, also appears in the nuclear evolution equation (1).

Using the expressions of the TDVP and of the TDPES, as described in Appendix D, we get an important result: the nuclear TDSE, in matrix form, becomes

$$\left[\frac{1}{2} (-i\hbar \nabla)^T \underline{\underline{M}}^{-1}(\mathbf{R}) (-i\hbar \nabla) + E(\mathbf{R}) \right] \chi = i\hbar \partial_t \chi, \quad (13)$$

where the superscript T indicates the transpose vector and

$$E(\mathbf{R}) = \epsilon_{BO}^{(0)}(\mathbf{R}) + \sum_{\nu=1}^{N_n} \frac{\hbar^2}{2M_{\nu}} \left\langle \nabla_{\nu} \varphi_{\mathbf{R}}^{(0)} \left| \nabla_{\nu} \varphi_{\mathbf{R}}^{(0)} \right\rangle_{\mathbf{r}}. \quad (14)$$

The second term is the diagonal BO correction (DBOC). The kinetic energy term now involves dressed nuclear masses.

The corresponding classical Hamiltonian [5] is simply $H_n = \underline{P}^T \underline{\mathcal{M}}^{-1}(\mathbf{R}) \underline{P}/2 + E(\mathbf{R})$, with nuclear velocity $\dot{\underline{R}} = \underline{\mathcal{M}}^{-1}(\mathbf{R}) \underline{P}$. This Hamiltonian contains both the nuclear and electronic contributions to the kinetic energy, in the forms $\dot{\underline{R}}^T \underline{M} \dot{\underline{R}}/2$ and $\dot{\underline{R}}^T \underline{\mathcal{A}}(\mathbf{R}) \dot{\underline{R}}/2$, respectively.

The key result of the paper is encoded in Eq. (13), where $\underline{\mathcal{M}}(\mathbf{R}) = \underline{M} + \underline{\mathcal{A}}(\mathbf{R})$ since we have taken $\mu^4 = 1$. Even in the presence of (weak) non-adiabatic effects, the dynamical problem can be expressed in terms of nuclei moving on a single, static, potential energy surface – the electronic ground state (plus DBOC) – with masses that are corrected by the presence of the electrons. We have shown how, in a very simple and intuitive way, the electrons are carried along by the nuclei: $\underline{\mathcal{A}}(\mathbf{R})$, the \mathcal{A} -matrix, is a position-dependent mass that dresses the bare nuclear masses \underline{M} . The \mathcal{A} -matrix is a purely electronic quantity and is obtained by considering the lowest order corrections $\mathcal{O}(\mu^2)$ to the BO electronic wave function. It appears both in the definition of the TDVP and in the nuclear Hamiltonian, and can easily be computed by employing perturbation theory [10].

III. PROPERTIES OF THE DRESSED POSITION-DEPENDENT MASS

When Cartesian coordinates are employed as done here, the \mathcal{A} -matrix has the property of yielding the total electronic mass of the system when summed up over all nuclei,

$$\sum_{\nu, \nu'=1}^{N_n} \mathcal{A}_{\nu\nu'}^{ij}(\mathbf{R}) = m N_{el} \delta_{ij} \quad \forall \mathbf{R}, \quad (15)$$

supporting its interpretation as a correction term to the nuclear mass (indices ν and ν' run over the nuclei, i and j over the three spatial dimensions). It should also be noticed that the \mathcal{A} -matrix is positive-definite in a ground-state dynamics [5]. The proof of Eq. (15) uses the property of the BO electronic wave function of being invariant under a translation of the reference system [5, 27], and Eq. (9) (see Appendix E). This leads to

$$\sum_{\nu, \nu'=1}^{N_n} [\underline{\mathcal{A}}(\mathbf{R})]_{\nu\nu'} = \frac{m}{e} \sum_{\nu=1}^{N_n} [\underline{\mathcal{P}}(\mathbf{R})]_{\nu} = m N_{el} \underline{\mathcal{I}}^{(3)}, \quad (16)$$

where $[\underline{\mathcal{A}}(\mathbf{R})]_{\nu\nu'}$ and $[\underline{\mathcal{P}}(\mathbf{R})]_{\nu}$ are (3×3) matrices (in Cartesian components) and $\underline{\mathcal{I}}^{(3)}$ is the identity matrix. $[\underline{\mathcal{P}}(\mathbf{R})]_{\nu} = \nabla_{\nu} \langle \hat{\boldsymbol{\mu}}^{(el)}(\mathbf{R}) \rangle_{BO}$ is the electronic contribution to the atomic

polar tensor, defined as the variation with respect to nuclear positions of the electronic dipole moment (here averaged over the BO state) [28]. The second equality in Eq. (16) is obtained using the known property of the atomic polar tensor of yielding the total electronic charge of the system when summed over all nuclei [27, 29].

It is common to separate the center of mass (CoM) motion before introducing the BO approximation. Within the molecular frame, choosing coordinates in which the kinetic energy operator is the sum of two separated, nuclear and electronic, terms, the procedure presented here can be straightforwardly applied. Using the above sum rule, Eq. (16), it is instead possible to separate of the CoM motion *a posteriori* and recover in that case the full mass of the system.

Starting from the Cartesian coordinates, we make the following change of coordinates

$$\begin{aligned}\mathbf{R}'_1 &= M_{tot}^{-1} \left(\sum_{\nu=1}^{N_n} M_\nu \mathbf{R}_\nu + m_e \sum_{k=1}^{N_{el}} \langle \hat{\mathbf{r}}_k \rangle_{BO} \right) \\ \mathbf{R}'_\nu &= \mathbf{R}_\nu - \mathbf{R}_1 \quad \text{with } \nu \geq 2,\end{aligned}\tag{17}$$

with $M_{tot} = \sum_\nu M_\nu + m_e N_{el}$. From the sum rule (16), the nuclear Hamiltonian of Eq. (13) becomes

$$\hat{H}_n = \frac{\hat{P}_{CoM}^2}{2M_{tot}} + \frac{1}{2} (-i\hbar \underline{\nabla}')^T \underline{\underline{\mathcal{M}}'}^{-1} (-i\hbar \underline{\nabla}') + E'.\tag{18}$$

\hat{P}_{CoM} is the momentum (operator) associated to the center of mass (CoM) coordinate in Eq. (17), thus the first term accounts for the motion of the CoM as a free particle. The mass associated to the CoM is, correctly, the total mass of the system, i.e. nuclei and electrons, rather than the nuclear mass only, as in the BO approximation. The following terms in Eq. (18) are the kinetic and potential energies corresponding to the internal, rotational and vibrational, degrees of freedom (see Appendix F for a detailed derivation).

IV. APPLICATIONS

The formalism introduced above is employed to construct a numerical procedure that is (i) fundamentally adiabatic, namely only a single (static) potential energy surface is explicitly involved, but (ii) able to account for electronic effects beyond BO via the position-dependent corrections to the bare nuclear masses. The key quantity in the examples reported below is the nuclear Hamiltonian of Eq. (13): quantum-mechanically, it will be

used to compute the spectrum of a model of a proton involved in a one-dimensional hydrogen bond [30]; interpreted classically in the same model system, it will be employed as the generator of the classical evolution of the oxygen atoms in the presence of a quantum proton. Transforming to internal coordinates and within the harmonic approximation, position-dependent corrections are included in the calculation of the vibrational spectra of H_2 , H_2O , NH_3 and H_3O^+ . Numerical details are given in Appendix G.

A. Proton transfer

As a first application, we consider a model of a proton involved in a one-dimensional hydrogen bond $\text{O}-\text{H}-\text{O}$ [30], in which non-adiabatic effects are known to be important [31]. The light particle is the proton, assumed to be in its vibrational ground state. The mass ratio with the heavy particles, the two oxygens, is much larger than the electron-nuclear mass ratio, thus suggesting possible deviations from the BO approximation. We use an asymmetric potential mimicking a strong hydrogen bond (as shown in Fig. 1): the proton is bonded to the oxygen atom O^- at large distances (we denote O^- the oxygen atom that is located on the left and O^+ the one on the right) whereas at short distances it is shared by the two oxygen atoms and is localized around the center of the $\text{O}-\text{O}$ bond. The proton density corresponding to the ground state is shown in Fig. 2. At

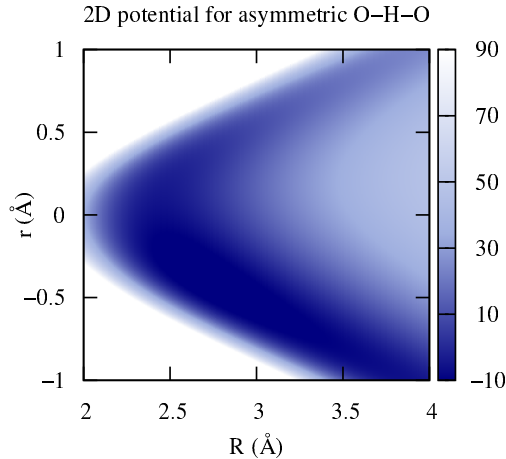


FIG. 1. Potential of the hydrogen bond model as a function of the O–O distance (R) and of the proton position (r).

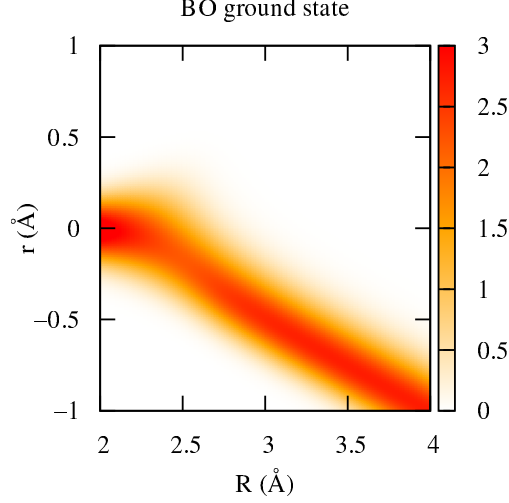


FIG. 2. Proton density corresponding to the BO ground state.

large distances we expect the effective mass of O^- to be close to 17 a.m.u. as it carries along the proton. This is clear in Fig. 3, where it is shown that the element $\mathcal{A}_{O^-O^-}(R)$ of the \mathcal{A} -matrix tends to a constant (equal to 1 a.m.u., the mass of the proton) at $R > 3$ Å, whereas all other components are zero, as expected from the sum rule of Eq. (16). We

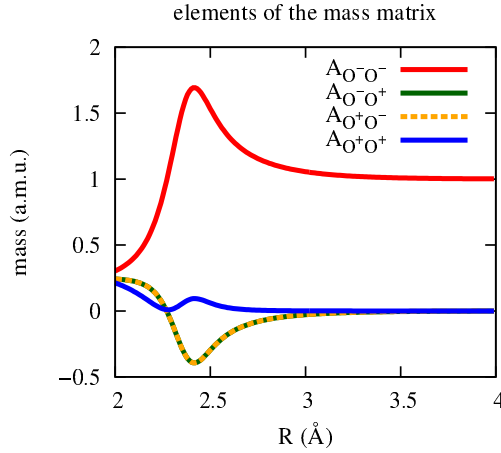


FIG. 3. Elements of the \mathcal{A} -matrix as functions of R .

show this schematically in Fig.4 where we plot the proton density along the O–O bond. We also report an estimate of the amount of electronic mass associated to each oxygen, as

the sum over the columns of the \mathcal{A} -matrix, e.g. $\mathcal{M}_{O^-}(R) = M_{O^-} + [\mathcal{A}_{O^-O^-}(R) + \mathcal{A}_{O^+O^-}(R)]$. At short distances instead the proton is shared by the oxygens: the elements of the \mathcal{A} -

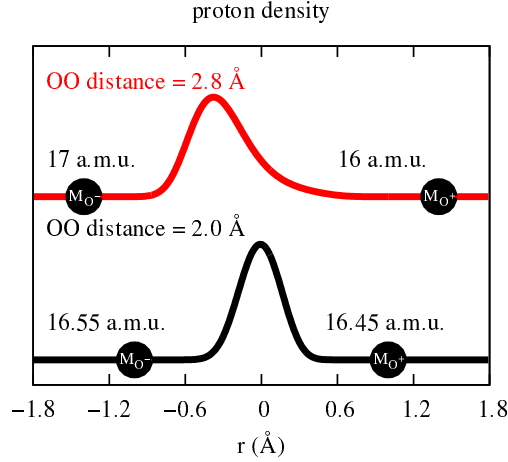


FIG. 4. Proton density at two values of the O–O distance (2.0 Å black and 2.8 Å red), where the masses of the oxygens (sum of columns of the matrix $\underline{\mathcal{M}}$, see text) \mathcal{M}_{O^+} and \mathcal{M}_{O^-} indicate the \mathcal{A} -matrix effect.

matrix are non-zero, but the O^- diagonal contribution remains dominant. Notice that it is not surprising that the off-diagonal elements of the \mathcal{A} -matrix are negative, as only two conditions are physically relevant: the diagonal elements must be non-negative, in a ground-state dynamics, and the sum of the elements must yield the electronic mass, in a translationally invariant system. As seen in Fig. 4, the two oxygens have then similar masses at very short distances.

Fig. 5 shows the classical trajectories of the two oxygen atoms starting from a compressed O–O distance and zero velocity. Calculations have been performed both in the standard adiabatic approximation (BO) and with position-dependent corrections to the oxygen masses (BO+M). The two sets of calculations are compared with Ehrenfest dynamics, where non-adiabatic effects are included explicitly. The distance of the oxygens is plotted along with the mean position of the proton at the final steps of the dynamics. The masses are $M_{O^+} = M_{O^-} = 16$ a.m.u. and $M_{H^+} = 1$ a.m.u. In Fig. 6 it is shown that the CoM of the system is perfectly fixed when position-dependent masses are employed, in contrast to the BO approximation. BO dynamics is faster than the Ehrenfest dynam-

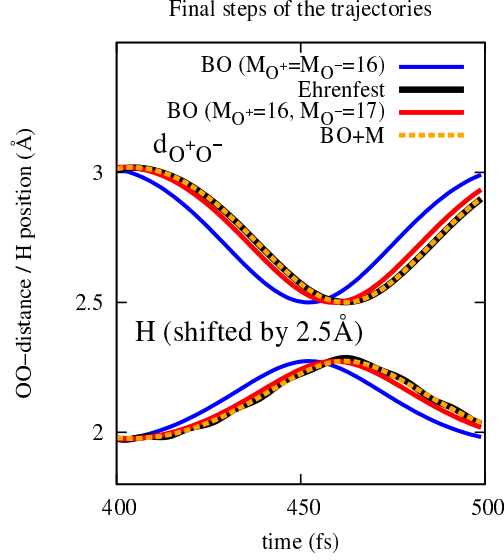


FIG. 5. Distance of the oxygens and position of the proton during the final steps of the dynamics: BO approximation with $M_{O^+} = M_{O^-} = 16$ a.m.u. (blue), BO approximation adding the proton mass $M_H = 1$ a.m.u. to the mass of M_{O^-} (red), the BO approximation corrected by the position-dependent dressed mass (orange), Ehrenfest dynamics (black).

ics because the heavy atoms have only the bare nuclear mass. We have tested an *ad hoc* correction to the mass of the oxygen O^- , i.e. $M_{O^-} = 17$ a.m.u. This improves the conservation of the CoM but does not fix it completely. Changing M_{O^-} to 17 a.m.u. improves the result, but only including the position-dependent dressed mass leads to a systematic convergence to the Ehrenfest results. We have further compared the error with respect to Ehrenfest dynamics, of BO and BO+M dynamics, as function of the inverse mass ratio $\mu^{-4} = M_O/M_{H^+}$. This is shown in Fig. 7 as the root-mean-square-deviation (RMSD) with respect to the reference Ehrenfest trajectory. The position-dependent dressed mass greatly improves the precision of the dynamics even at small values of μ^{-4} ($= 4$ is the smallest value used), and leads to an error four orders of magnitude smaller than BO at large mass ratios.

Further, we have computed the four lowest eigenstates of the full quantum Hamiltonian at different values of μ^{-4} . The diagonalization of the full Hamiltonian is compared to three approximations: BO, BO+DBOC, BO+DBOC+M (where we also include

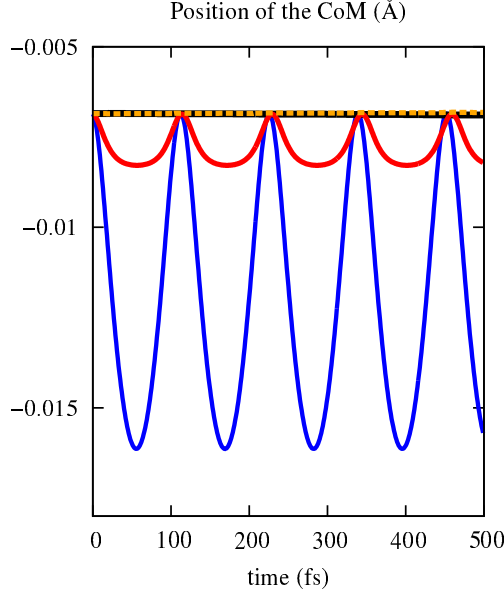


FIG. 6. Position of the CoM.

the position-dependent correction). Fig. 8 shows the error on the eigenvalues (the exact lowest eigenvalue is $-4127.08527 \text{ cm}^{-1}$ at $M_{O^+} = M_{O^-} = 16 \text{ a.m.u.}$). At small μ^{-4} the BO approximation is expected to fail: the mass corrections allow to gain one order of magnitude in the eigenvalues, even if compared to the case where the DBOC is included. Overall, also in the static situation the mass correction leads to highly accurate results. At a mass ratio $\mu^{-4} = 1600$ an accuracy on the eigenvalues of about 10^{-5} cm^{-1} is reached whereas it is only 0.5 cm^{-1} using the BO approximation.

B. Corrections to harmonic frequencies

Next, we consider non-adiabatic effects on vibrational frequencies and predict corrections to the harmonic frequencies of small molecules, i.e. H_2 , H_2O , NH_3 and H_3O^+ . The corrected frequencies $\nu + \Delta\nu$ have been computed by diagonalizing the matrix $[\underline{\underline{M}}^{-1}(\mathbf{R}_0)\underline{\underline{K}}(\mathbf{R}_0)]$ at the equilibrium geometry \mathbf{R}_0 , where $\underline{\underline{K}}$ is the Hessian computed from the ground state adiabatic potential energy surface. Negative frequency shifts are expected, as shown in Table I: non-adiabatic effects perturbing the ground-state dynamics tend to induce excitations of the light particles, and the energy necessary for the

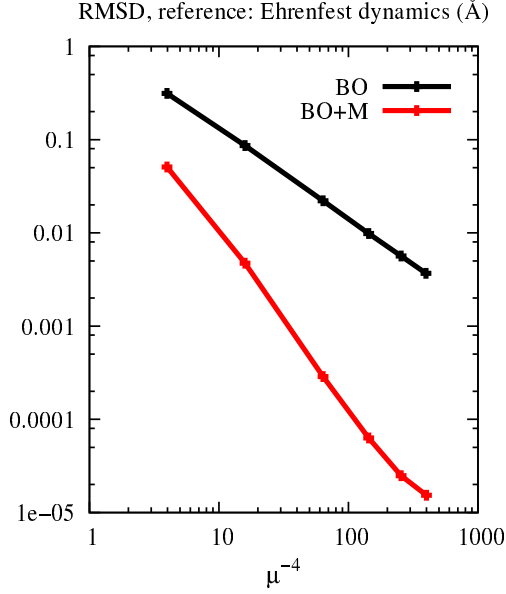


FIG. 7. RMSD between Ehrenfest results and the BO approximation (black) or the BO approximation corrected by the position-dependent dressed mass (red). The results are shown as functions of the inverse mass ratio μ^{-4} .

transition is “removed” from the heavy particles. Comparison with the literature [7], when available, shows that the theory is capable to predict accurate non-adiabatic corrections, even if working within the harmonic approximation and with the generalized gradient approximation to density functional theory. The approach can be easily applied to systems beyond di- and tri-atomic molecules [6, 7] and we provide the first predictions to the non-adiabatic corrections of vibrational frequencies of NH_3 and H_3O^+ . It can be seen that the shifts of the N-H stretch frequencies of NH_3 are larger than those of the O-H stretch frequencies of H_3O^+ , due to the fact that the N-H bonds are less ionic and as a result the mass carried along by the protons are larger in NH_3 than in H_3O^+ .

C. Methods

In the static calculations of the O–H–O model, the eigenvalues of the full Hamiltonian are determined using a Gaussian quadrature method with 20 points for R , the O–O distance, and 34 for r , the position of the proton from the center of the O–O bond. In

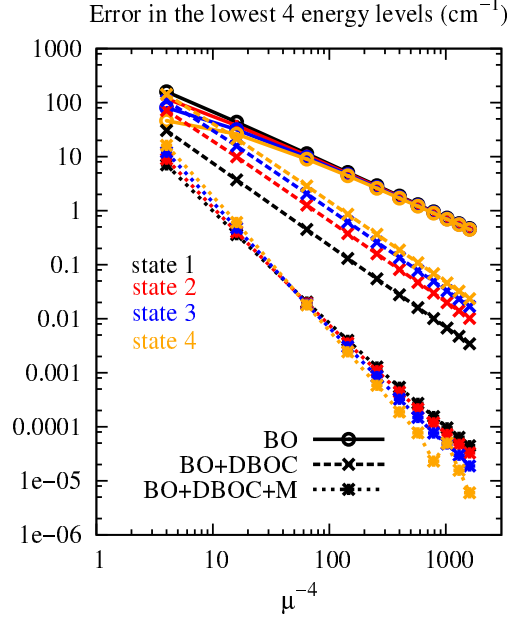


FIG. 8. Error between the four lowest eigenvalues of the full Hamiltonian and BO (solid lines with circles), BO+DBOC (dashed lines with crosses), BO+DBOC+M (dotted lines with squares). The results are shown as functions of the inverse mass ratio μ^{-4} .

molecule	H ₂	H ₂ [7]	H ₂ O	H ₂ O [7]	NH ₃	H ₃ O ⁺
$\nu, \Delta\nu$	4343.28, -0.89	-0.74	1594.93, -0.06	1597.60, -0.07	1016.73, -0.06	837.27, -0.03
			3656.19, -0.74	3661.00, -0.69	1628.30, -0.10	1639.25, -0.05
			3757.77, -0.59	3758.63, -0.77	3358.91, -0.82	3438.80, -0.36
					3471.93, -0.74	3522.10, -0.26

TABLE I. Harmonic frequencies ν (in cm^{-1}) and their non-adiabatic corrections $\Delta\nu$. Benchmark values are taken from [7] when indicated.

the dynamics we use the three coordinates, i.e. R_{O+} , R_{O-} and $r = r_H$, in order to test the conservation of the position of the CoM. The velocity-Verlet algorithm is used to integrate the classical nuclear equations, with a time-step of 1 fs; the Crank-Nicolson [32] algorithm for the proton (quantum) equation in Ehrenfest dynamics, with a time-step of 10^{-4} fs; the Euler algorithm with time-step 0.0625 fs for BO+M calculations, where the force depends on the velocity. For the vibrational spectra, the \mathcal{A} -matrix has been com-

puted using density functional perturbation theory [10, 11, 33] and it has been checked that the sum rule of Eq. (16) is satisfied. The numerical scheme has been implemented in the electronic structure package CPMD [34]. Calculations have been performed using Troullier-Martins [35] pseudo-potentials in the Becke-Lee-Yang-Parr [36, 37] (BLYP) approximation of the exchange-correlation kernel. The equilibrium molecular geometry is determined at the BLYP level, employing the aug-cc-pVTZ basis set [38] in the Gaussian electronic structure program [39].

V. CONCLUSIONS

This work provides a rigorous theory to include the effect of electronic motion on nuclear dynamics in molecules within the adiabatic framework. Nuclear masses are dressed by position-dependent corrections that are purely electronic quantities and a consequence of the fact that electrons do not follow rigidly the motion of the nuclei. Various applications are discussed, yielding in all cases striking agreements with the benchmarks, either exact or highly accurate quantum-mechanical calculations.

Conceptually, we have resolved a well-known [40] fundamental inconsistency of the BO approximation. In a translationally invariant problem, the CoM moves as a free particle with mass that equals the total mass of the systems, i.e. nuclei and electrons, not only the nuclear mass. This feature is naturally built in the theory and corrects for a deficiency of the BO approximation, providing exactly the missing mass of the electrons. From a more practical point of view, our approach is very general and can be applied whenever a “factorization” of the underlying physical problem is possible, e.g. in the case of proton and oxygen atoms or in the case of electrons and nuclei.

Further applications are indeed envisaged, since the perturbative incorporation of non-adiabatic effects greatly reduces the complexity of the fully coupled problem. For instance, the approximations can be applied to nuclear wave packet methods for the calculation of highly accurate vibrational spectra beyond the BO approximation.

[1] M. Born and R. J. Oppenheimer, *Annalen der Physik* **389**, 457 (1927).

[2] N. C. Handy and A. M. Lee, *Chem. Phys. Lett.* **252**, 425 (1996).

- [3] W. Kutzelnigg, *Mol. Phys.* **90**, 909 (1997).
- [4] W. Kutzelnigg, *Mol. Phys.* **105**, 2627 (2007).
- [5] A. S. Goldhaber, *Phys. Rev. A* **81**, 042519 (2005).
- [6] P. R. Bunker and R. E. Moss, *Mol. Phys.* **33**, 417 (1977).
- [7] D. W. Schwenke, *J. Phys. Chem. A* **105**, 2352 (2001).
- [8] A. Owens, S. N. Yurchenko, A. Yachmenev, J. Tennyson, and W. Thiel, *J. Chem. Phys.* **142**, 244306 (2015).
- [9] A. Abedi, N. T. Maitra, and E. K. U. Gross, *Phys. Rev. Lett.* **105**, 123002 (2010).
- [10] A. Scherrer, F. Agostini, D. Sebastiani, E. K. U. Gross, and R. Vuilleumier, *J. Chem. Phys.* **143**, 074106 (2015).
- [11] A. Scherrer, R. Vuilleumier, and D. Sebastiani, *J. Chem. Theory Comput.* **9**, 5305 (2013).
- [12] L. A. Nafie, *J. Chem. Phys.* **79**, 4950 (1983).
- [13] S. Baroni, P. Giannozzi, and A. Testa, *Phys. Rev. Lett.* **58**, 1861 (1987).
- [14] S. Baroni, S. de Gironcoli, A. dal Corso, and P. Giannozzi, *Rev. Mod. Phys.* **73**, 515 (2001).
- [15] X. Gonze, *Phys. Rev. A* **52**, 1096 (1995).
- [16] A. Abedi, F. Agostini, Y. Suzuki, and E. K. U. Gross, *Phys. Rev. Lett* **110**, 263001 (2013).
- [17] F. Agostini, S. K. Min, and E. K. U. Gross, *Ann. Phys.* **527**, 546 (2015).
- [18] J. Frenkel, *Wave mechanics* (Clarendon, Oxford, 1934).
- [19] J. L. Alonso, J. Clemente-Gallardo, P. Echeniche-Robba, and J. A. Jover-Galtier, *J. Chem. Phys.* **139**, 087101 (2013).
- [20] A. Abedi, N. T. Maitra, and E. K. U. Gross, *J. Chem. Phys.* **139**, 087102 (2013).
- [21] J. C. Tully, *Theor. Chem. Acc.* **103**, 173 (2000).
- [22] G. A. Hagedorn, *Ann. of Math.* **124**, 571 (1986).
- [23] G. A. Hagedorn and A. Joye, in *Spectral Theory and Mathematical Physics: A Festschrift in Honor of Barry Simon's 60th Birthday, Part 1: Quantum Field Theory, Statistical Mechanics, and Nonrelativistic Quantum Systems*, Vol. 76.1 (Amer. Math. Soc., Providence, RI, 2007) pp. 203–226.
- [24] G. Rigolin, G. Ortiz, and V. H. Ponce, *Phys. Rev. A* **78**, 052508 (2008).
- [25] A. Schild, F. Agostini, and E. K. U. Gross, *J. Phys. Chem. A*, DOI: 10.1021/acs.jpca.5b12657 (2016).
- [26] R. Requist and O. Pankratov, *Phys. Rev. A* **71**, 062102 (2010).

- [27] D. Yang and A. Rauk, Chem. Phys. **178**, 147 (1993).
- [28] W. B. Person and J. H. Newton, J. Chem. Phys. **61**, 1040 (1974).
- [29] P. J. Stephens, K. J. Jalkanen, R. D. Amos, P. Lazzeretti, and R. Zanasi, The Journal of Physical Chemistry **94**, 1811 (1990).
- [30] D. C. Marinica, M.-P. Gaigeot, and D. Borgis, Chem. Phys. Lett. **423**, 390 (2006).
- [31] G. Hanna and R. Kapral, J. Chem. Phys. **122**, 244505 (2005).
- [32] J. Crank and P. Nicolson, Proc. Camb. Phil. Soc. **43**, 50 (1947).
- [33] A. Putrino, D. Sebastiani, and M. Parrinello, J. Chem. Phys. **113**, 7102 (2000).
- [34] CPMD, "<http://www.cpmc.org/>, Copyright IBM Corp 1990-2015, Copyright MPI für Festkörperforschung Stuttgart," (1997-2001).
- [35] N. Troullier and J. L. Martins, Phys. Rev. B **43**, 1993 (1991).
- [36] A. D. Becke, Phys. Rev. A **38**, 3098 (1988).
- [37] C. Lee, W. Yang, and R. G. Parr, Phys. Rev. B **37**, 785 (1988).
- [38] R. A. Kendall, T. H. Dunning, and R. J. Harrison, J. Chem. Phys. **96**, 6796 (1992).
- [39] M. J. Frisch, G. W. Trucks, H. B. Schlegel, G. E. Scuseria, M. A. Robb, J. R. Cheeseman, G. Scalmani, V. Barone, B. Mennucci, G. A. Petersson, H. Nakatsuji, M. Caricato, X. Li, H. P. Hratchian, A. F. Izmaylov, J. Bloino, G. Zheng, J. L. Sonnenberg, M. Hada, M. Ehara, K. Toyota, R. Fukuda, J. Hasegawa, M. Ishida, T. Nakajima, Y. Honda, O. Kitao, H. Nakai, T. Vreven, J. A. Montgomery, Jr., J. E. Peralta, F. Ogliaro, M. Bearpark, J. J. Heyd, E. Brothers, K. N. Kudin, V. N. Staroverov, R. Kobayashi, J. Normand, K. Raghavachari, A. Rendell, J. C. Burant, S. S. Iyengar, J. Tomasi, M. Cossi, N. Rega, J. M. Millam, M. Klene, J. E. Knox, J. B. Cross, V. Bakken, C. Adamo, J. Jaramillo, R. Gomperts, R. E. Stratmann, O. Yazyev, A. J. Austin, R. Cammi, C. Pomelli, J. W. Ochterski, R. L. Martin, K. Morokuma, V. G. Zakrzewski, G. A. Voth, P. Salvador, J. J. Dannenberg, S. Dapprich, A. D. Daniels, Ö. Farkas, J. B. Foresman, J. V. Ortiz, J. Cioslowski, and D. J. Fox, "Gaussian 09 Revision D.01," (2009), gaussian Inc. Wallingford CT.
- [40] S. Fatehi and J. E. Subotnik, J. Phys. Chem. Lett. **3**, 2039 (2012).
- [41] F. Agostini, A. Abedi, and E. K. U. Gross, J. Chem. Phys. **141**, 214101 (2014).
- [42] T. Watermann, A. Scherrer, and D. Sebastiani, "Linear response methods in quantum chemistry," (Springer International Publishing, 2014) p. 97.
- [43] C. J. Pickard and F. Mauri, Phys. Rev. Lett. **91**, 196401 (2003).

Appendix A: The adiabatic limit of the exact factorization

We will argue in this section that (i) the correct scaling of the time variable is μ^2 , when the parameter μ^4 is used to scale the nuclear mass M_ν , and (ii) the term in the electron-nuclear coupling operator of Eq. (2) containing the nuclear wave function scales as well with μ^2 .

Statement (i) is obtained by taking the large mass limit, or small μ^4 limit, as in [22]. In this situation, the dynamics of the heavy nuclei becomes semi-classical and our scaling argument will make the nuclear kinetic energy tend towards a constant. In the classical limit, it is easy to see that at different values of μ^4 the trajectories of the nuclei can be superimposed if the physical time s is rescaled to a common time $t = \mu^2 s$. At each configuration $\underline{R}(s)$ along the dynamics, the scaling of the time variable has the effect of yielding a kinetic energy that is a constant of μ^4 . In other words, the velocities $\underline{V}(s)$ scale as μ^{-2} . Notice that this is possible as we do not scale the positions with μ^4 , and therefore the potential energy is not affected by the scaling. Using the common rescaled time t to describe the nuclear trajectory, it then becomes possible to make a convergence statement about the nuclear dynamics.

Following Ref. [22], the nuclear wave packet can be considered to be a Gaussian wave packet localized at the position $\underline{R}(t)$, with momentum $\underline{P}(t)$:

$$\chi(\underline{R}, t) = \pi^{-3N_n/4} \mu^{-3N_n/2} (\det \underline{\underline{\sigma}}(t))^{1/4} e \left[-\frac{(\underline{R} - \underline{R}(t))^T \underline{\underline{\sigma}}(t) (\underline{R} - \underline{R}(t))}{2\mu^2} + \frac{i}{\hbar} \left(\frac{\underline{P}(t)}{\mu^2} \right) \cdot (\underline{R} - \underline{R}(t)) \right], \quad (\text{A1})$$

with $\underline{\underline{\sigma}}(t)$ a $(3N_n \times 3N_n)$ symmetric matrix yielding the spatial extension of the wave packet. From this expression, we see that statement (ii) holds: $-i\hbar \nabla_\nu \chi / \chi$ scales as μ^{-2} thus $\lambda_\nu(\mathbf{R}, t) = \mu^2 \frac{-i\hbar \nabla_\nu \chi(\mathbf{R}, t)}{\chi(\mathbf{R}, t)}$ tends towards a quantity independent of μ .

Appendix B: Nuclear velocity perturbation theory

In this section we show the relation between the μ^4 -expansion proposed in the paper and the nuclear velocity perturbation theory (NVPT) of Ref. [10]. We recall here the

definition of $\lambda'_\nu(\mathbf{R}, t)$,

$$\lambda'_\nu(\mathbf{R}, t) = \frac{1}{M_\nu} \left(\mu^2 \frac{-i\hbar \nabla_\nu \chi(\mathbf{R}, t)}{\chi(\mathbf{R}, t)} + \mu^2 \mathbf{A}_\nu(\mathbf{R}, t) \right) \quad (\text{B1})$$

$$= \frac{1}{M_\nu} (\lambda_\nu(\mathbf{R}, t) + \mu^2 \mathbf{A}_\nu(\mathbf{R}, t)). \quad (\text{B2})$$

In the framework of NVPT we have used $\lambda_\nu(\mathbf{R}, t)/M_\nu$ as the perturbation parameter that controls the degree of non-adiabaticity of the problem. The electronic equation (7) can be written using $\lambda'_\nu(\mathbf{R}, t)$ as

$$\left[\hat{H}_{BO} - \epsilon_{BO}^{(0)}(\mathbf{R}) \right] \left(\varphi_{\mathbf{R}}^{(0)}(\mathbf{r}) + \mu^2 \Phi_{\mathbf{R}}^{(1)}(\mathbf{r}, t) \right) = \mu^2 \sum_{\nu=1}^{N_n} \lambda'_\nu(\mathbf{R}, t) \cdot [i\hbar \nabla_\nu + \mathbf{A}_\nu(\mathbf{R}, t)] \varphi_{\mathbf{R}}^{(0)}(\mathbf{r}). \quad (\text{B3})$$

Also, as will be proved in Appendix C, the time-dependent vector potential (TDVP) is itself $\mathcal{O}(\mu^2)$, thus it will be neglected from the term in square brackets on the right-hand-side. If we solve this equation order by order, Eqs. (8) and (9) are easily obtained. In particular, we recall here Eq. (9) whose solution yields $\Phi_{\mathbf{R}}^{(1)}(\mathbf{r}, t)$,

$$\left[\hat{H}_{BO} - \epsilon_{BO}^{(0)}(\mathbf{R}) \right] \Phi_{\mathbf{R}}^{(1)}(\mathbf{r}, t) = i \sum_{\nu=1}^{N_n} \lambda'_\nu(\mathbf{R}, t) \cdot \left(\hbar \nabla_\nu \varphi_{\mathbf{R}}^{(0)}(\mathbf{r}) \right). \quad (\text{B4})$$

In Ref. [10] we started from the electronic Hamiltonian of the form

$$\hat{H}_{el} = \hat{H}_{BO} + \sum_{\nu=1}^{N_n} \lambda'_\nu(\mathbf{R}, t) \cdot (-i\hbar \nabla_\nu), \quad (\text{B5})$$

and we have solved it perturbatively, using \hat{H}_{BO} as the unperturbed Hamiltonian. It is clear, as stated above, that $\lambda'_\nu(\mathbf{R}, t)$ is the small parameter that controls the strength of the perturbation and that $-i\hbar \nabla_\nu$ is the (non-adiabatic) perturbation. We have looked for the eigenstates of \hat{H}_{el} in the form

$$\Phi_{\mathbf{R}}(\mathbf{r}, t) = \varphi_{\mathbf{R}}^{(0)}(\mathbf{r}) + \sum_{e \neq 0} \frac{\left\langle \varphi_{\mathbf{R}}^{(e)} \left| -i\hbar \sum_{\nu} \lambda'_\nu(\mathbf{R}, t) \cdot \nabla_\nu \varphi_{\mathbf{R}}^{(0)} \right\rangle_{\mathbf{r}}}{\epsilon_{BO}^{(0)}(\mathbf{R}) - \epsilon_{BO}^{(e)}(\mathbf{R})} \varphi_{\mathbf{R}}^{(e)}(\mathbf{r}), \quad (\text{B6})$$

as straightforwardly follows from the application of standard time-independent perturbation theory. The first order perturbation to the BO ground state can be written as

$$i\varphi_{\mathbf{R}}^{(1)}(\mathbf{r}) = i \sum_{e \neq 0} \frac{\mathbf{d}_{\nu, e0}(\mathbf{R})}{\omega_{e0}(\mathbf{R})} \varphi_{\mathbf{R}}^{(e)}(\mathbf{r}) \quad (\text{B7})$$

with $\omega_{e0}(\mathbf{R}) = (\epsilon_{BO}^{(e)}(\mathbf{R}) - \epsilon_{BO}^{(0)}(\mathbf{R}))/\hbar$ and $\mathbf{d}_{\nu,e0}(\mathbf{R}) = \langle \varphi_{\mathbf{R}}^{(e)} | \nabla_{\nu} \varphi_{\mathbf{R}}^{(0)} \rangle_{\mathbf{r}}$, the non-adiabatic coupling vectors. This leads to a new expression of $\Phi_{\mathbf{R}}(\mathbf{r}, t)$,

$$\Phi_{\mathbf{R}}(\mathbf{r}, t) = \varphi_{\mathbf{R}}^{(0)}(\mathbf{r}) + i \sum_{\nu=1}^{N_n} \boldsymbol{\lambda}'_{\nu}(\mathbf{R}, t) \cdot \boldsymbol{\varphi}_{\mathbf{R}}^{(1)}(\mathbf{r}), \quad (\text{B8})$$

which is exactly Eq. (10) when setting $\mu^2 = 1$, to obtain the physical nuclear mass.

In the framework of NVPT, the perturbation parameter has been interpreted classically as the nuclear velocity [10, 17, 41]. It is worth mentioning here that, when performing a numerical simulation, such dependence on the nuclear velocity shall be correctly accounted for also in the preparation of the initial electronic state. When using NVPT to perform the calculations, the electronic evolution is not explicit, in the sense that at each time the electronic wave function is simply reconstructed using ground state properties that are then inserted in Eq. (B8). However, when NVPT results are (or can be) compared with quantum-mechanical fully non-adiabatic results, the initial electronic state cannot be simply prepared in the ground state, unless the initial nuclear velocity is zero. If this is not the case, then the first order contribution in Eq. (B8), proportional to the finite value of the initial nuclear velocity, has to be included in the initial condition. Then NVPT and non-adiabatic results can be directly compared, as the same initial conditions are used in both.

Equating the first order corrections to the BO eigenstate, from the μ^4 - and the $\boldsymbol{\lambda}'_{\nu}(\mathbf{R}, t)$ -expansion, yields

$$\Phi_{\mathbf{R}}^{(1)}(\mathbf{r}, t) = i \sum_{\nu=1}^{N_n} \boldsymbol{\lambda}'_{\nu}(\mathbf{R}, t) \cdot \boldsymbol{\varphi}_{\mathbf{R}}^{(1)}(\mathbf{r}). \quad (\text{B9})$$

The comparison between the μ^4 -expansion and NVPT allows, first of all, to derive an explicit expression of $\boldsymbol{\varphi}_{\mathbf{R}}^{(1)}(\mathbf{r})$ as given in Eq. (B7), and, second, to decompose the perturbed state as a sum of independent (linear) responses to the non-adiabatic perturbations, thus leading to

$$\left[\hat{H}_{BO} - \epsilon_{BO}^{(0)}(\mathbf{R}) \right] \varphi_{\mathbf{R},\nu\alpha}^{(1)}(\mathbf{r}) = \hbar \partial_{\nu\alpha} \varphi_{\mathbf{R}}^{(0)}(\mathbf{r}). \quad (\text{B10})$$

As above, the index ν is used to label the nuclei and α labels the Cartesian components of the gradient. This equation can now be easily solved by employing density functional perturbation theory as described in Ref. [10].

Appendix C: Analysis of the perturbation parameter

The TDVP, defined in Eq. (3), is written using Eq. (10) as

$$\mathbf{A}_\nu(\mathbf{R}, t) = \left\langle \varphi_{\mathbf{R}}^{(0)} + i\mu^2 \sum_{\nu'=1}^{N_n} \boldsymbol{\lambda}'_{\nu'}(\mathbf{R}, t) \cdot \boldsymbol{\varphi}_{\mathbf{R}, \nu'}^{(1)} \left| -i\hbar \nabla_\nu \varphi_{\mathbf{R}}^{(0)} + \mu^2 \hbar \nabla_\nu \sum_{\nu'=1}^{N_n} \boldsymbol{\lambda}'_{\nu'}(\mathbf{R}, t) \cdot \boldsymbol{\varphi}_{\mathbf{R}, \nu'}^{(1)} \right\rangle_{\mathbf{r}}. \quad (\text{C1})$$

Up to within the linear order in μ^2 (or more precisely $\mu^2 \boldsymbol{\lambda}'_{\nu'}(\mathbf{R}, t)$), this expression is

$$\mathbf{A}_\nu(\mathbf{R}, t) = -2\hbar\mu^2 \int d\mathbf{r} \sum_{\nu'=1}^{N_n} \left[\boldsymbol{\lambda}'_{\nu'}(\mathbf{R}, t) \cdot \boldsymbol{\varphi}_{\mathbf{R}, \nu'}^{(1)}(\mathbf{r}) \right] \nabla_\nu \varphi_{\mathbf{R}}^{(0)}(\mathbf{r}) \quad (\text{C2})$$

where we can use Eq. (B10) to identify the \mathcal{A} -matrix,

$$\underline{\underline{\mathcal{A}}}(\mathbf{R}) = 2 \left\langle \underline{\varphi}_{\mathbf{R}}^{(1)} \left| \hat{H}_{BO} - \epsilon_{BO}^{(0)}(\mathbf{R}) \right| \underline{\varphi}_{\mathbf{R}}^{(1)} \right\rangle_{\mathbf{r}}. \quad (\text{C3})$$

We derive the following expression of the TDVP, namely

$$\underline{\underline{\mathcal{A}}}(\mathbf{R}, t) = -\mu^2 \underline{\underline{\mathcal{A}}}(\mathbf{R}) \underline{\lambda}'(\mathbf{R}, t). \quad (\text{C4})$$

Once again we keep the term $\mathcal{O}(\mu^2)$ in $\underline{\lambda}'$, but we will show below how it will be included in the definition of the small parameter $\underline{\lambda}$. $\underline{\underline{\mathcal{A}}}(\mathbf{R})$ is a matrix, thus the double-underlined notation, with $(3N_n \times 3N_n)$ elements, whereas $\underline{\varphi}_{\mathbf{R}}^{(1)}(\mathbf{r})$ is a vector with $(3N_n)$ components. We have written also the TDVP and the parameter in matrix notation, with $\underline{\underline{\mathcal{A}}}(\mathbf{R}, t)$ and $\underline{\lambda}'(\mathbf{R}, t)$ $(3N_n)$ -dimensional vectors. The elements of the \mathcal{A} -matrix are

$$\mathcal{A}_{\nu'\nu}^{ij}(\mathbf{R}) = \left\langle \varphi_{\mathbf{R}, \nu' i}^{(1)} \left| \hat{H}_{BO} - \epsilon_{BO}^{(0)}(\mathbf{R}) \right| \varphi_{\mathbf{R}, \nu j}^{(1)} \right\rangle_{\mathbf{r}}, \quad (\text{C5})$$

with i, j labeling the Cartesian components and ν', ν the nuclei. When using Eq. (B7), the elements of the \mathcal{A} -matrix can be written in terms of the non-adiabatic coupling vectors and of the BO eigenvalues as

$$\mathcal{A}_{\nu'\nu}^{ij}(\mathbf{R}) = 2\hbar \sum_{e \neq 0} \frac{d_{\nu' i, e0}(\mathbf{R}) d_{\nu j, e0}(\mathbf{R})}{\omega_{e0}(\mathbf{R})} \quad (\text{C6})$$

from which it follows that the \mathcal{A} -matrix is symmetric. The \mathcal{A} -matrix is also positive definite (i.e. for all non-zero real vectors \underline{v} , the relation $\underline{v}^T \underline{\underline{\mathcal{A}}} \underline{v} \geq 0$ holds) with non-negative diagonal elements, i.e.

$$\mathcal{A}_{\nu\nu}^{ii}(\mathbf{R}) = 2\hbar \sum_{e \neq 0} \frac{|\mathbf{d}_{\nu i, e0}(\mathbf{R})|^2}{\omega_{e0}(\mathbf{R})} \geq 0. \quad (\text{C7})$$

This property is essential for the interpretation of the \mathcal{A} -matrix as a position-dependent mass. The components of the TDVP can be expressed in terms of the components of the \mathcal{A} -matrix,

$$A_{\nu i}(\mathbf{R}, t) = -\mu^2 \sum_{\nu'=1}^{N_n} \sum_{j=x,y,z} \mathcal{A}_{\nu\nu'}^{ij}(\mathbf{R}) \lambda'_{\nu'j}(\mathbf{R}, t). \quad (\text{C8})$$

This expression is used in the definition of the parameter $\lambda'_{\nu i}(\mathbf{R}, t)$, given in Eq. (B1),

$$\lambda'_{\nu i}(\mathbf{R}, t) = M_{\nu}^{-1} \lambda_{\nu i}(\mathbf{R}, t) - \mu^4 M_{\nu}^{-1} \sum_{\nu', j} \mathcal{A}_{\nu\nu'}^{ij}(\mathbf{R}) \lambda'_{\nu'j}(\mathbf{R}, t), \quad (\text{C9})$$

where

$$\lambda_{\nu i}(\mathbf{R}, t) = \mu^2 \frac{-i\hbar \partial_{\nu i} \chi(\mathbf{R}, t)}{\chi(\mathbf{R}, t)}, \quad (\text{C10})$$

which, we recall, tends towards a quantity independent of μ if $\mu \rightarrow 0$.

Writing Eq. (C9) in matrix form and solving for $\underline{\lambda}(\mathbf{R}, t)$ we obtain

$$\underline{\lambda}(\mathbf{R}, t) = [\underline{M} + \mu^4 \underline{\mathcal{A}}(\mathbf{R})] \underline{\lambda}'(\mathbf{R}, t) = \underline{\mathcal{M}}(\mathbf{R}) \underline{\lambda}'(\mathbf{R}, t), \quad (\text{C11})$$

where \underline{M} is a diagonal ($3N_n \times 3N_n$) matrix containing the masses of the nuclei and we have defined a position-dependent mass matrix $\underline{\mathcal{M}}(\mathbf{R})$. This equation can be inverted to obtain

$$\underline{\lambda}'(\mathbf{R}, t) = \underline{\mathcal{M}}^{-1}(\mathbf{R}) \underline{\lambda}(\mathbf{R}, t), \quad (\text{C12})$$

yielding the TDVP in the form given in Eq. (12)

$$\underline{A}(\mathbf{R}, t) = -\underline{\mathcal{A}}(\mathbf{R}) \underline{\mathcal{M}}^{-1}(\mathbf{R}) \underline{\lambda}(\mathbf{R}, t) \quad (\text{C13})$$

with $\mu^4 = 1$, where only $\underline{\lambda}$ appears.

Eq. (C8) shows that the TDVP is at least first order in the perturbation parameter and this is the reason why it is not considered in the definition of the perturbed electronic Hamiltonian in Eq. (B5). Due to the explicit dependence of $\mathbf{A}_{\nu}(\mathbf{R}, t)$ on $\lambda'_{\nu}(\mathbf{R}, t)$, which is known via the \mathcal{A} -matrix, we have been able to isolate the “actual” small parameter, i.e. $\lambda(\mathbf{R}, t)$. In all expressions, however, we find $\lambda'(\mathbf{R}, t)$, the matrix product of $\underline{\mathcal{M}}^{-1}(\mathbf{R})$ and $\lambda(\mathbf{R}, t)$, which is a gauge-invariant quantity.

Appendix D: Nuclear Hamiltonian

We show in this section the procedure leading to the appearance of the position-dependent mass $\underline{\underline{\mathcal{M}}}(\mathbf{R})$ in the nuclear evolution equation (1) of the exact factorization. The action of the kinetic energy operator $\hat{T}_n = \sum_{\nu} [-i\hbar\nabla_{\nu} + \mathbf{A}_{\nu}]^2 / (2M_{\nu})$ on the nuclear wave function $\chi(\mathbf{R}, t)$ can be written in matrix form as

$$\hat{T}_n \chi = \frac{1}{2} [-i\hbar\nabla + \underline{\underline{A}}]^T \underline{\underline{\mathcal{M}}}^{-1} [-i\hbar\nabla + \underline{\underline{A}}] \chi. \quad (\text{D1})$$

Using the expression (C13) of the TDVP, we identify the following terms

$$\begin{aligned} \hat{T}_n \chi = \frac{1}{2} & \left[(-i\hbar\nabla)^T \underline{\underline{\mathcal{M}}}^{-1} (\underline{\underline{\mathcal{I}}} - \underline{\underline{\mathcal{A}}} \underline{\underline{\mathcal{M}}}^{-1}) (-i\hbar\nabla) \right. \\ & - (\underline{\underline{\mathcal{A}}} \underline{\underline{\mathcal{M}}}^{-1} \underline{\underline{\lambda}})^T \underline{\underline{\mathcal{M}}}^{-1} \underline{\underline{\mathcal{M}}} (\underline{\underline{\mathcal{M}}}^{-1} \underline{\underline{\lambda}}) \\ & \left. + (\underline{\underline{\mathcal{A}}} \underline{\underline{\mathcal{M}}}^{-1} \underline{\underline{\lambda}})^T \underline{\underline{\mathcal{M}}}^{-1} (\underline{\underline{\mathcal{A}}} \underline{\underline{\mathcal{M}}}^{-1} \underline{\underline{\lambda}}) \right] \chi. \end{aligned} \quad (\text{D2})$$

In the second term on the right-hand-side we have used the definition of $\underline{\underline{\lambda}}$ to write $-i\hbar\nabla\chi = \underline{\underline{\lambda}}\chi$ and we have inserted the definition of the identity matrix in the form $\underline{\underline{\mathcal{I}}} = \underline{\underline{\mathcal{M}}}^{-1} \underline{\underline{\mathcal{M}}}$. We recall the expression of the position-dependent mass matrix, $\underline{\underline{\mathcal{M}}} = \underline{\underline{M}} + \underline{\underline{A}}$, leading to the kinetic energy operator in the nuclear Hamiltonian (1),

$$\hat{T}_n \chi = \frac{1}{2} (-i\hbar\nabla)^T \underline{\underline{\mathcal{M}}}^{-1} (-i\hbar\nabla) \chi - \frac{1}{2} (\underline{\underline{\mathcal{M}}}^{-1} \underline{\underline{\lambda}})^T \underline{\underline{A}} (\underline{\underline{\mathcal{M}}}^{-1} \underline{\underline{\lambda}}) \chi, \quad (\text{D3})$$

where only the position-dependent mass appears. In the second term on the right-hand-side, we have used the property of the $\underline{\underline{A}}$ -matrix of being symmetric, thus $\underline{\underline{A}}^T = \underline{\underline{A}}$. We can now show that this second term is exactly canceled out by a second order contribution in the potential energy of the nuclear Hamiltonian. In fact, in the kinetic energy, the product of two factors containing $\underline{\underline{\lambda}}' = \underline{\underline{\mathcal{M}}}^{-1} \underline{\underline{\lambda}}$ is fundamentally a second order quantity. Therefore, we analyze the potential energy up to within second order terms in the perturbation.

The nuclear Hamiltonian from the exact factorization, in Eq. (1), contains $\epsilon(\mathbf{R}, t)$, the time-dependent potential energy surface. Therefore, we shall study its expression in order to identify a kinetic-like contribution to balance the second term in Eq. (D3). We write the expression of $\langle \Phi_{\mathbf{R}}(t) | \hat{H}_{BO} | \Phi_{\mathbf{R}}(t) \rangle_{\mathbf{r}}$ up to within second order terms, when the electronic wave function is expanded as

$$\Phi_{\mathbf{R}}(\mathbf{r}, t) = \varphi_{\mathbf{R}}^{(0)}(\mathbf{r}) + \lambda'(t) \varphi_{\mathbf{R}}^{(1)}(\mathbf{r}) + \lambda'^2(t) \varphi_{\mathbf{R}}^{(2)}(\mathbf{r}). \quad (\text{D4})$$

We use here a simplified notation, also using the property that the only time-dependence in the electronic wave function appears via $\lambda'_\nu(\mathbf{R}, t)$. Using this form of the electronic wave function, we write

$$\begin{aligned} \langle \Phi_{\mathbf{R}}(t) | \hat{H}_{BO} | \Phi_{\mathbf{R}}(t) \rangle_{\mathbf{r}} &= \epsilon_{BO}^{(0)}(\mathbf{R}) + \lambda'^2(t) \left\langle \varphi_{\mathbf{R}}^{(1)} \left| \hat{H}_{BO} \right| \varphi_{\mathbf{R}}^{(1)} \right\rangle_{\mathbf{r}} \\ &+ \lambda'^2(t) \epsilon_{BO}^{(0)}(\mathbf{R}) \left[\left\langle \varphi_{\mathbf{R}}^{(2)} \left| \varphi_{\mathbf{R}}^{(0)} \right\rangle_{\mathbf{r}} + \left\langle \varphi_{\mathbf{R}}^{(0)} \left| \varphi_{\mathbf{R}}^{(2)} \right\rangle_{\mathbf{r}} \right] + \mathcal{O}(\lambda^3), \end{aligned} \quad (\text{D5})$$

and, by using the partial normalization condition up to within second order,

$$\left\langle \varphi_{\mathbf{R}}^{(0)} \left| \varphi_{\mathbf{R}}^{(0)} \right\rangle_{\mathbf{r}} + \lambda'^2(t) \left\langle \varphi_{\mathbf{R}}^{(1)} \left| \varphi_{\mathbf{R}}^{(1)} \right\rangle_{\mathbf{r}} + \lambda'^2(t) \left\langle \varphi_{\mathbf{R}}^{(2)} \left| \varphi_{\mathbf{R}}^{(0)} \right\rangle_{\mathbf{r}} + \lambda'^2(t) \left\langle \varphi_{\mathbf{R}}^{(0)} \left| \varphi_{\mathbf{R}}^{(2)} \right\rangle_{\mathbf{r}} = 1, \quad (\text{D6})$$

we find

$$\left\langle \varphi_{\mathbf{R}}^{(2)} \left| \varphi_{\mathbf{R}}^{(0)} \right\rangle_{\mathbf{r}} + \left\langle \varphi_{\mathbf{R}}^{(0)} \left| \varphi_{\mathbf{R}}^{(2)} \right\rangle_{\mathbf{r}} = - \left\langle \varphi_{\mathbf{R}}^{(1)} \left| \varphi_{\mathbf{R}}^{(1)} \right\rangle_{\mathbf{r}}, \quad (\text{D7})$$

since the normalization condition is already satisfied at zero-th order. We insert this result in Eq. (D5) to obtain

$$\langle \Phi_{\mathbf{R}}(t) | \hat{H}_{BO} | \Phi_{\mathbf{R}}(t) \rangle_{\mathbf{r}} = \epsilon_{BO}^{(0)}(\mathbf{R}) + \lambda'^2(t) \left\langle \varphi_{\mathbf{R}}^{(1)} \left| \hat{H}_{BO} - \epsilon_{BO}^{(0)}(\mathbf{R}) \right| \varphi_{\mathbf{R}}^{(1)} \right\rangle_{\mathbf{r}} + \mathcal{O}(\lambda^3). \quad (\text{D8})$$

In the second term on the right-hand-side we identify the \mathcal{A} -matrix and we thus write

$$\langle \Phi_{\mathbf{R}}(t) | \hat{H}_{BO} | \Phi_{\mathbf{R}}(t) \rangle_{\mathbf{r}} = \epsilon_{BO}^{(0)}(\mathbf{R}) + \sum_{\nu, \nu'} \sum_{i, j} \frac{1}{2} \lambda'_{\nu i}(\mathbf{R}, t) \mathcal{A}_{\nu \nu'}^{ij}(\mathbf{R}) \lambda'_{\nu' j}(\mathbf{R}, t), \quad (\text{D9})$$

$$= \epsilon_{BO}^{(0)}(\mathbf{R}) + \frac{1}{2} \underline{\lambda}'^T(\mathbf{R}, t) \underline{\underline{\mathcal{A}}}(\mathbf{R}) \underline{\lambda}'(\mathbf{R}, t) \quad (\text{D10})$$

where Eq. (D10) is a rewriting of Eq. (D9) in matrix form. Inserting the expression of $\underline{\lambda}'(\mathbf{R}, t)$ in terms of $\underline{\lambda}(\mathbf{R}, t)$ given in Eq. (C12), we can express the second term of Eq. (D10) as

$$\underline{\lambda}'^T(\mathbf{R}, t) \underline{\underline{\mathcal{A}}}(\mathbf{R}) \underline{\lambda}'(\mathbf{R}, t) = [\underline{\underline{\mathcal{M}}}^{-1}(\mathbf{R}) \underline{\lambda}(\mathbf{R}, t)]^T \underline{\underline{\mathcal{A}}}(\mathbf{R}) [\underline{\underline{\mathcal{M}}}^{-1}(\mathbf{R}) \underline{\lambda}(\mathbf{R}, t)],$$

which exactly cancels the second term on the right-hand-side of Eq. (D3). The nuclear Hamiltonian of Eq. (13) is thus derived,

$$\hat{H}_n = \frac{1}{2} (-i\hbar \nabla)^T \underline{\underline{\mathcal{M}}}^{-1}(\mathbf{R}) (-i\hbar \nabla) + E(\mathbf{R}). \quad (\text{D11})$$

The potential energy is time-independent and contains the BO energy, from the first term in Eq. (D10), and an additional contribution, according to

$$E(\mathbf{R}) = \epsilon_{BO}^{(0)}(\mathbf{R}) + \sum_{\nu=1}^{N_n} \frac{\hbar^2}{2M_\nu} \left\langle \nabla_\nu \varphi_{\mathbf{R}}^{(0)} \left| \nabla_\nu \varphi_{\mathbf{R}}^{(0)} \right\rangle_{\mathbf{r}}. \quad (\text{D12})$$

It is worth noting that the first order contribution to the time-dependent potential $\epsilon(\mathbf{R}, t)$ is zero, thus only $\epsilon^{(0)}(\mathbf{R})$, the zeroth order term, appears as potential energy in the nuclear Hamiltonian of Eq. (13). This statement has been already proven in Ref. [10] using the definition in Eq. (4) and the expression of the electronic wave function up to within first order terms in the perturbation. The second term on the right-hand-side is referred to as Born-Huang diagonal correction in the applications proposed in the paper. Among the second order contributions to the potential energy (it appears at the order μ^4 in Eq. (6)), only this term beyond $\epsilon_{BO}^{(0)}(\mathbf{R})$ will be included in the calculations, due to the fact that at this stage the theory does not allow us to efficiently compute higher order terms.

The correspondence principle of quantum mechanics enables us to determine the classical nuclear Hamiltonian as

$$H_n = \frac{1}{2} \underline{P}^T \underline{\mathcal{M}}^{-1}(\mathbf{R}) \underline{P} + E(\mathbf{R}) \quad (\text{D13})$$

where $\underline{P} = \underline{\mathcal{M}}(\mathbf{R}) \dot{\underline{R}}$ is the nuclear momentum.

Appendix E: Electronic mass and the \mathcal{A} -matrix

The derivation of Eq. (15) uses the property of the BO electronic wave function of being invariant under a translation of the coordinate reference system, namely $\varphi_{\mathbf{R}'}^{(0)}(\mathbf{r}') = \varphi_{\mathbf{R}}^{(0)}(\mathbf{r})$ with $\mathbf{R}' = \mathbf{R}'_1, \dots, \mathbf{R}'_{N_n} = \mathbf{R}_1 + \eta\Delta, \dots, \mathbf{R}_{N_n} + \eta\Delta$ and analogously for \mathbf{r}' . Notice that Δ is a three-dimensional vector and that all positions, electronic and nuclear, are translated of the same amount $\eta\Delta$. Translational invariance [27] means

$$\begin{aligned} 0 &= \frac{\partial \varphi_{\mathbf{R}'}^{(0)}(\mathbf{r}')}{\partial \eta} = \sum_{i=x,y,z} \left[\sum_{\nu=1}^{N_n} \frac{\partial \varphi_{\mathbf{R}'}^{(0)}(\mathbf{r}')}{\partial R'_{\nu i}} \frac{\partial R'_{\nu i}}{\partial \eta} + \sum_{k=1}^{N_{el}} \frac{\partial \varphi_{\mathbf{R}'}^{(0)}(\mathbf{r}')}{\partial r'_{ki}} \frac{\partial r'_{ki}}{\partial \eta} \right] \\ &= \sum_{i=x,y,z} \Delta_i \left[\sum_{\nu=1}^{N_n} \frac{\partial \varphi_{\mathbf{R}'}^{(0)}(\mathbf{r}')}{\partial R'_{\nu i}} + \sum_{k=1}^{N_{el}} \frac{\partial \varphi_{\mathbf{R}'}^{(0)}(\mathbf{r}')}{\partial r'_{ki}} \right] \\ &= \Delta \cdot \left[\sum_{\nu=1}^{N_n} \nabla_{\nu} \varphi_{\mathbf{R}'}^{(0)}(\mathbf{r}') + \sum_{k=1}^{N_{el}} \nabla_k \varphi_{\mathbf{R}'}^{(0)}(\mathbf{r}') \right], \end{aligned} \quad (\text{E1})$$

which is valid for all values of Δ . Identifying ∇_k as the position representation of the momentum operator $\hat{\mathbf{p}}_k$ corresponding to the k -th electron (divided by $-i\hbar$), which can be written also as

$$\hat{\mathbf{p}}_k = \frac{im}{\hbar} [\hat{H}, \hat{\mathbf{r}}_k] = \frac{im}{\hbar} [\hat{H}_{BO}, \hat{\mathbf{r}}_k], \quad (\text{E2})$$

and projecting the two terms in square brackets in Eq. (E1) onto $\varphi_{\mathbf{R},\nu i}^{(1)}(\mathbf{r})$, from Eq. (B7),

$$\sum_{\nu=1}^{N_n} \left\langle \varphi_{\mathbf{R},\nu i}^{(1)} \left| \hbar \nabla_{\nu} \varphi_{\mathbf{R}}^{(0)} \right\rangle_{\mathbf{r}} = \frac{m}{\hbar} \sum_{k=1}^{N_{el}} \left\langle \varphi_{\mathbf{R},\nu i}^{(1)} \left| \left[\hat{H}_{BO}, \hat{\mathbf{r}}_k \right] \right| \varphi_{\mathbf{R}}^{(0)} \right\rangle, \quad (\text{E3})$$

we identify the \mathcal{A} -matrix on the left-hand-side and, for each Cartesian component j , we write

$$\sum_{\nu=1}^{N_n} \mathcal{A}_{\nu\nu}^{ij}(\mathbf{R}) = -\frac{m}{\hbar} \sum_{k=1}^{N_{el}} \left\langle \varphi_{\mathbf{R},\nu i}^{(1)} \left| \left[\hat{H}_{BO}, \hat{r}_{kj} \right] \right| \varphi_{\mathbf{R}}^{(0)} \right\rangle_{\mathbf{r}}. \quad (\text{E4})$$

From the term on the right-hand-side we derive the expression of the atomic polar tensor (APT). First of all we write explicitly the commutator and we use Eq. (B10) to obtain

$$\left\langle \varphi_{\mathbf{R},\nu i}^{(1)} \left| \left[\hat{H}_{BO}, \hat{r}_{kj} \right] \right| \varphi_{\mathbf{R}}^{(0)} \right\rangle_{\mathbf{r}} = \int d\mathbf{r} \varphi_{\mathbf{R},\nu i}^{(1)}(\mathbf{r}) \left[\hat{H}_{BO} - \epsilon_{BO}^{(0)}(\mathbf{R}) \right] r_{kj} \varphi_{\mathbf{R}}^{(0)}(\mathbf{r}) \quad (\text{E5})$$

$$= -\hbar \int d\mathbf{r} \left(\partial_{\nu i} \varphi_{\mathbf{R}}^{(0)}(\mathbf{r}) \right) r_{kj} \varphi_{\mathbf{R}}^{(0)}(\mathbf{r}), \quad (\text{E6})$$

then we identify the expectation value of the electronic dipole moment operator over the BO wave function in the following expression

$$\partial_{\nu i} \sum_{k=1}^{N_{el}} \int d\mathbf{r} \varphi_{\mathbf{R}}^{(0)}(\mathbf{r}) r_{kj} \varphi_{\mathbf{R}}^{(0)}(\mathbf{r}) = \frac{1}{e} \partial_{\nu i} \left\langle \hat{\mu}_j^{(el)}(\mathbf{R}) \right\rangle_{BO}. \quad (\text{E7})$$

The derivative with-respect-to the i -th Cartesian component, relative to the ν' -th nucleus, of the j -th Cartesian component of the electronic dipole moment is the definition of the electronic contribution to the APT [28] $\mathcal{P}_{ij}^{\nu}(\mathbf{R})$. This leads to the relation [27, 29]

$$\sum_{\nu,\nu'=1}^{N_n} \mathcal{A}_{\nu\nu'}^{ij}(\mathbf{R}) = \sum_{\nu=1}^{N_n} \frac{m}{e} \mathcal{P}_{ij}^{\nu}(\mathbf{R}) = m N_{el} \delta_{ij}, \quad (\text{E8})$$

when we further sum over the index ν . This result states that when the \mathcal{A} -matrix is summed up over all nuclei it yields the total electronic mass of the complete system. In Eqs. (13) and (D11) this means that the mass effect of the electrons is completely taken into account by the position-dependent mass corrections to the nuclear masses within the order of the perturbation considered here.

Appendix F: Separation of the center of mass

We introduce the coordinate transformation

$$\mathbf{R}'_1 = \mathbf{R}_{\text{CoM}} = \frac{1}{M_{\text{tot}}} \left[\sum_{\nu=1}^{N_n} M_\nu \mathbf{R}_\nu + m \sum_{k=1}^{N_{el}} \langle \hat{\mathbf{r}}_k \rangle_{BO} \right] \quad (\text{F1})$$

$$\mathbf{R}'_\nu = \mathbf{R}_\nu - \mathbf{R}_1 \quad \text{with } \nu \geq 2, \quad (\text{F2})$$

with the position of the center of mass (CoM) defined in Eq. (17) and $M_{\text{tot}} = \sum_\nu M_\nu + mN_{el}$ the total mass of the system. Such coordinate transformation is applied to the kinetic and potential energy terms in the nuclear Hamiltonian (D11). Since we have to evaluate the gradient of χ , we have to compute the Jacobian matrix of the transformation from Cartesian to internal coordinates. The Jacobian is a $(3N_n \times 3N_n)$ matrix, whose elements are

$$J_{\nu\nu'}^{ij} = \frac{\partial R'_{\nu i}}{\partial R_{\nu' j}} = \begin{cases} \frac{1}{M_{\text{tot}}} (M_{\nu'} \delta_{ij} + \frac{m}{e} \mathcal{P}_{ji}^{\nu'}) & \text{if } \nu = 1 \\ -\delta_{1\nu'} \delta_{ij} + \delta_{\nu\nu'} \delta_{ij} & \text{if } \nu \geq 2 \end{cases} \quad (\text{F3})$$

with $\mathcal{P}_{ji}^{\nu'}$ the electronic APT of Eq. (E7). It can be proved with some simple, but tedious, algebra that the determinant of the Jacobian is unity. In Eq. (D11) we replace $\underline{\nabla}$ with $\underline{\nabla}'$ according to

$$(-i\hbar\underline{\nabla})^T \underline{\mathcal{M}}^{-1} (-i\hbar\underline{\nabla}) = [\underline{J}^T (-i\hbar\underline{\nabla}')]^T \underline{\mathcal{M}}^{-1} [\underline{J}^T (-i\hbar\underline{\nabla}')] = (-i\hbar\underline{\nabla}')^T (\underline{J} \underline{\mathcal{M}}^{-1} \underline{J}^T) (-i\hbar\underline{\nabla}') \quad (\text{F4})$$

where the position-dependent mass in the last term on the right-hand-side depends on \mathbf{R}' , namely

$$\underline{\mathcal{M}}^{-1}(\mathbf{R}') = \underline{J} \underline{\mathcal{M}}^{-1}(\mathbf{R}) \underline{J}^T. \quad (\text{F5})$$

We rewrite the Jacobian matrix as the sum of two terms, \underline{J}^{CoM} and $\underline{J}^{int.}$: the first three rows of \underline{J}^{CoM} are the same as \underline{J} , thus given by Eq. (F3) for $\nu = 1$, i.e. $(J^{CoM})_{\nu\nu'}^{ij} = \delta_{\nu 1} J_{\nu\nu'}^{ij}$, with each row composed by $3N_n$ entries, all other elements of \underline{J}^{CoM} are zeros; the first three rows of $\underline{J}^{int.}$ are zero and the remaining $3(N_n - 1)$ rows are the same as \underline{J} , thus given by the second expression in Eq. (F3). We now introduce the operator $\underline{\mathcal{T}}$, defined as $\mathcal{T}_{\nu\nu'}^{ij} = \delta_{ij} \delta_{\nu' 1}$, and we notice that the product of the position-dependent mass matrix and $\underline{\mathcal{T}}$ yields

$$\underline{\mathcal{M}}(\mathbf{R}) \underline{\mathcal{T}} = M_{\text{tot}} [\underline{J}^{CoM}]^T, \quad (\text{F6})$$

as we will now prove. First of all, we recall the expression of the position-dependent mass matrix,

$$\mathcal{M}_{\nu\nu'}^{ij}(\mathbf{R}) = M_\nu \delta_{\nu\nu'} \delta_{ij} + \mathcal{A}_{\nu\nu'}^{ij}(\mathbf{R}), \quad (\text{F7})$$

then we write the matrix product with $\underline{\underline{\mathcal{T}}}$ as the sum of their components, namely

$$\sum_{j=x,y,z} \sum_{\nu'=1}^{N_n} \mathcal{M}_{\nu\nu'}^{ij}(\mathbf{R}) \mathcal{T}_{\nu'\nu''}^{jk} = \left(M_\nu \delta_{ik} + \frac{m}{e} \mathcal{P}_{ik}^\nu(\mathbf{R}) \right) \delta_{\nu''1} = M_{tot} [\delta_{\nu''1} J_{\nu\nu''}^{ik}]^T, \quad (\text{F8})$$

where we used the sum rule of Eq. (16) in the first equality and Eq. (F3) in the second. We identify the term in square brackets in the last equality as $\underline{\underline{J}}^{CoM}$. Further relations that will be used below are

$$\underline{\underline{J}}^{CoM} \underline{\underline{\mathcal{T}}} = \begin{pmatrix} \underline{\underline{I}}^{(3)} & \underline{\underline{0}} \\ \underline{\underline{0}} & \underline{\underline{0}} \end{pmatrix} \quad (\text{F9})$$

$$\underline{\underline{J}}^{int.} \underline{\underline{\mathcal{T}}} = \underline{\underline{0}}. \quad (\text{F10})$$

Eq. (F5) is written by introducing the two components, *CoM* and *int.*, of the Jacobian as

$$\begin{aligned} \underline{\underline{\mathcal{M}}}^{-1}(\mathbf{R}') &= \underline{\underline{J}}^{CoM} \underline{\underline{\mathcal{M}}}^{-1}(\mathbf{R}) [\underline{\underline{J}}^{CoM}]^T + \underline{\underline{J}}^{int.} \underline{\underline{\mathcal{M}}}^{-1}(\mathbf{R}) [\underline{\underline{J}}^{int.}]^T \\ &+ \underline{\underline{J}}^{int.} \underline{\underline{\mathcal{M}}}^{-1}(\mathbf{R}) [\underline{\underline{J}}^{CoM}]^T + \underline{\underline{J}}^{CoM} \underline{\underline{\mathcal{M}}}^{-1}(\mathbf{R}) [\underline{\underline{J}}^{int.}]^T. \end{aligned} \quad (\text{F11})$$

Using Eq. (F6), the first term on the right-hand-side can be rewritten as

$$\underline{\underline{J}}^{CoM} \underline{\underline{\mathcal{M}}}^{-1}(\mathbf{R}) [\underline{\underline{J}}^{CoM}]^T = \frac{1}{M_{tot}} \underline{\underline{J}}^{CoM} \underline{\underline{\mathcal{M}}}^{-1}(\mathbf{R}) \underline{\underline{\mathcal{M}}}(\mathbf{R}) \underline{\underline{\mathcal{T}}} = \frac{1}{M_{tot}} \underline{\underline{J}}^{CoM} \underline{\underline{\mathcal{T}}}, \quad (\text{F12})$$

and from Eq. (F9) we obtain

$$\frac{1}{2} (-i\hbar \underline{\underline{\nabla}}')^T [\underline{\underline{J}}^{CoM} \underline{\underline{\mathcal{M}}}^{-1}(\mathbf{R}) [\underline{\underline{J}}^{CoM}]^T] (-i\hbar \underline{\underline{\nabla}}') = \frac{\hat{P}_{CoM}^2}{2M_{tot}}. \quad (\text{F13})$$

A similar procedure, which uses Eq. (F10), is employed to show that the cross terms (second and third terms on the right-hand-side) in Eq. (F11) do not contribute to the kinetic energy. Therefore, the final result reads

$$\hat{H}_n = \frac{\hat{P}_{CoM}^2}{2M_{tot}} + \frac{1}{2} (-i\hbar \underline{\underline{\nabla}}')^T \underline{\underline{\mathcal{M}}}(\mathbf{R}') (-i\hbar \underline{\underline{\nabla}}') + E(\mathbf{R}'). \quad (\text{F14})$$

Appendix G: Numerical details of the O-H-O model

A model of a proton involved in a one-dimensional hydrogen bond like O – H – O is considered [30], with potential

$$V(r, R) = D \left[e^{-2a(\frac{R}{2}+r-d)} - 2e^{-a(\frac{R}{2}+r-d)} + 1 \right] + Dc^2 \left[e^{-\frac{2a}{c}(\frac{R}{2}-r-d)} - 2e^{-\frac{a}{c}(\frac{R}{2}-r-d)} \right] + Ae^{-BR} - \frac{C}{R^6}. \quad (\text{G1})$$

Here r indicates the position of the proton measured from the center of the O – O bond and R stands for the O – O distance. The chosen parameters of the Morse potential are $D = 60$ kcal/mol, $d = 0.95$ Å, $a = 2.52$ Å⁻¹; $c = 0.707$ makes the potential for the proton asymmetric, mimicking a strong O – H – O bond. The other parameters are $A = 2.32 \times 10^5$ kcal/mol, $B = 3.15$ Å⁻¹ and $C = 2.31 \times 10^4$ kcal/mol/Å⁶. The full Hamiltonian of the system involves $V(r, R)$ and the kinetic energies of the oxygen atoms and of the proton, namely

$$\hat{H}(r, R_{O-}, R_{O+}) = \sum_{\nu=+,-} \frac{-\hbar^2 \nabla_{O\nu}^2}{2M_{O\nu}} + \frac{-\hbar^2 \nabla_r^2}{2M_H} + \hat{V}(r, R_{O-}, R_{O+}) \quad (\text{G2})$$

$$= \sum_{\nu=+,-} \frac{-\hbar^2 \nabla_{O\nu}^2}{2M_O} + \hat{H}_{BO}(r, R_{O-}, R_{O+}), \quad (\text{G3})$$

where \hat{V} , according to Eq. (G1), depends only on the distance between the oxygen atoms, $R = |R_{O-} - R_{O+}|$.

In the static calculations, the adiabatic states have been computed by diagonalizing the BO Hamiltonian in Eq. (G3) on a spatial grid 400×400 . The eigenvalues of the full Hamiltonian in Eq. (G2) are determined using a Gaussian quadrature method with 20 points for R , the distance between the two heavy atoms, and 34 for r , the displacement of the proton from the CoM of the heavy atoms. When the Hamiltonian with position-dependent dressed masses is used for computing the eigenvalues, R is again the distance between the two heavy atoms. In this case, as described in the text, the BO approximation has been introduced before separating the CoM motion and the eigenvalues of the Hamiltonian in internal coordinates (indicated by the prime symbols in Eq. (18)) have been computed.

In the dynamics we use the three coordinates, i.e. R_{O+} , R_{O-} and $r = r_H$, in order to test the conservation of the position of the CoM. The results in the paper are shown for the

same number of periods in all cases, using: the velocity-Verlet algorithm to integrate the classical equations, with a time-step 1 fs; the Crank-Nicolson [32] algorithm for the proton (quantum) equation in Ehrenfest, with a time-step 10^{-4} fs; the Euler algorithm if the force depends on the velocity (see Eq. (G10)) with time-step 0.0625 fs, where the stability of the integration has been tested based on the energy conservation. The position of the proton is estimated as the expectation value of the position operator on the proton wave function at the instantaneous O – O geometry.

1. Calculation of the \mathcal{A} -matrix

We have computed the \mathcal{A} -matrix using density functional perturbation theory [11, 13–15, 33, 42] as described in Ref. [10] and checked that the sum rule of Eq. (16) is satisfied. The numerical scheme has been implemented in the electronic structure package CPMD [34]. Calculations have been performed using Troullier-Martins [35] pseudo-potentials in the Becke-Lee-Yang-Parr [36, 37] (BLYP) approximation of the exchange-correlation kernel. The molecular geometry is the equilibrium geometry at the BLYP level, employing the aug-cc-pVTZ basis set [38] in the Gaussian electronic structure program [39].

Table II shows the results for the H_2 molecule. Remember that the \mathcal{A} -matrix is a $(3N_n \times 3N_n)$ matrix, with blocks

$$\left(\begin{array}{c|c} (\mathcal{A}_{\text{H}_1\text{H}_1})^{ij} & (\mathcal{A}_{\text{H}_1\text{H}_2})^{ij} \\ \hline (\mathcal{A}_{\text{H}_2\text{H}_1})^{ij} & (\mathcal{A}_{\text{H}_2\text{H}_2})^{ij} \end{array} \right) \quad (\text{G4})$$

and indices i, j running over the Cartesian components x, y, z , so each block is a (3×3) matrix. The sum rule in Eq. (16) reads, in this case,

$$\sum_{\nu, \nu'=1}^{N_n} \mathcal{A}_{\nu'\nu}^{xx}(\mathbf{R}) = \left[(\mathcal{A}_{\text{H}_1\text{H}_1})^{xx} + (\mathcal{A}_{\text{H}_1\text{H}_2})^{xx} + (\mathcal{A}_{\text{H}_2\text{H}_1})^{xx} + (\mathcal{A}_{\text{H}_2\text{H}_2})^{xx} \right] = 1.998 \simeq 2 \quad (\text{G5})$$

and similarly for the other Cartesian components. This result is obtained by summing the entries of the matrix in Table II, and we find indeed the total electronic mass ($m = 1, N_{el} = 2$) of the system as expected from Eq. (16).

In the case of the H_2O molecules the use of non-local pseudo-potentials poses additional technical complications that we discuss here. The BO Hamiltonian in Eq. (E2)

contains a potential energy term corresponding to the pseudo-potential, namely

$$\hat{H}_{BO} = \hat{T}_e + \hat{V}_{\text{loc}} + \hat{V}_{\text{nl}}. \quad (\text{G6})$$

\hat{V}_{nl} , the non-local part of the pseudo-potential, does not commute with the position operator [43] thus we have to take into account such correction when deriving the sum rules of Eq. (16).

The evaluation of Eq. (E4) using only local pseudo potentials in the commutator in Eq. (E2) gives rise to the \mathcal{A} -matrix contribution due to the *local* pseudo-potentials, in the following termed *local part* of the \mathcal{A} -matrix. The local part of the \mathcal{A} -matrix is indeed symmetric and has positive diagonal elements. However, it does not satisfy the sum rule of Eq. (16). In order to correct for this error, we can calculate the correction due to the full commutator where also the effect of the non-local pseudo-potential is included. For all $3N_n$ nuclear coordinates, labeled by the indices i, ν , we obtain a commutator for each Cartesian component j . The correction hence gives rise to a $(3N_n \times 3)$ -dimensional matrix Δ_{ν}^{ij} , i.e. the non-local contribution to the electronic APT. However, the appropriate dimension of the matrix to be used to correct the \mathcal{A} -matrix should be $(3N_n \times 3N_n)$, as the \mathcal{A} -matrix itself. Unfortunately, there is no protocol that allows us to match the dimensions of the two matrices, i.e. the \mathcal{A} -matrix and the correction matrix, based on some physical properties. Therefore, we develop such protocol according to the following prescription. The correction matrix is denoted $\Delta\mathcal{A}_{\nu\nu}^{ij}$. We add the symmetric part of the correction Δ_{ν}^{ij} corresponding to each nucleus to the diagonal parts of the blocks of the \mathcal{A} -matrix, i.e. for each nucleus ν :

$$\Delta\mathcal{A}_{\nu\nu}^{ij} = \frac{1}{2}(\Delta_{\nu}^{ij} + \Delta_{\nu}^{ji}) \quad \forall \nu, i, j. \quad (\text{G7})$$

This correction leads to a correct sum rule for the \mathcal{A} -matrix whereas preserving all the known symmetry properties. We show the result of this operation in Table III. In the case of the water molecule we compute

$$\sum_{\nu, \nu'=1}^{N_n} \mathcal{A}_{\nu'\nu}^{xx}(\mathbf{R}) = 7.997 \simeq 8. \quad (\text{G8})$$

The sum rule (16) yields a total mass of 8 ($m = 1, N_{el} = 8$), which is the number of electrons that are considered explicitly. The two $1s$ electrons of the oxygen atom are treated in the frozen core approximation.

2. Normal mode analysis

It is easy to prove that given a Lagrangian of the form

$$\mathcal{L}(\dot{\mathbf{R}}, \mathbf{R}) = \frac{1}{2} \dot{\mathbf{R}}^T \underline{\underline{\mathcal{M}}}(\mathbf{R}) \dot{\mathbf{R}} - E(\mathbf{R}), \quad (\text{G9})$$

the classical Hamiltonian of Eq. (D13) can be derived as its Legendre-transform. Therefore, nuclear motion is classically governed by the Euler-Lagrange equation

$$\underline{\underline{\mathcal{M}}}(\mathbf{R}) \ddot{\mathbf{R}} = -\underline{\nabla} E(\mathbf{R}) - \frac{1}{2} \dot{\mathbf{R}}^T [\underline{\nabla} \underline{\underline{\mathcal{M}}}(\mathbf{R})] \dot{\mathbf{R}}. \quad (\text{G10})$$

This classical equation of motion is integrated using the Euler algorithm as described in Appendix G. If (i) we use internal coordinates, since the free motion of the CoM can be separated as in Eq. (F14), (ii) we introduce the harmonic approximation of $E(\mathbf{R})$ and (iii) we neglect the velocity-dependent term, we obtain

$$\ddot{\mathbf{R}} = -[\underline{\underline{\mathcal{M}}}^{-1}(\mathbf{R}_0) \underline{\underline{K}}(\mathbf{R}_0)] \mathbf{R}, \quad (\text{G11})$$

with $\underline{\underline{K}}$ the Hessian matrix computed from the ground state electronic potential. The term in square brackets is evaluated at the equilibrium geometry \mathbf{R}_0 . The diagonalization of the matrix in square brackets yields corrected $\nu + \Delta\nu$ frequencies, as $\Delta\nu$ includes the effect of electrons that follow the motion of the nuclei non-adiabatically, namely not instantaneously.

SUPPLEMENTARY TABLES

TABLE II. Diagonal elements of the \mathcal{A} -matrix in the case of the H_2 molecule (oriented along z-axis).

	Hydrogen 1	Hydrogen 2
	0.553	0.446
Hydrogen 1	0.553	0.446
	0.868	0.131
Hydrogen 2		0.553
		0.553
		0.868

TABLE III. Local part of the \mathcal{A} -matrix, i.e. $\tilde{\mathcal{A}}$, non-local pseudo-potential correction Δ , symmetrized correction $\Delta\mathcal{A}$ and corrected \mathcal{A} -matrix in the case of an isolated H₂O molecule (in xz-plane oriented along z-axis). The sum rule in Eq. (16) yields, for the three Cartesian components xx , yy and zz , $mN_{el} = 7.998, 8.006, 7.993$, respectively.

$\tilde{\mathcal{A}}$	Oxygen	Hydrogen 1		Hydrogen 2	
Oxygen	6.500	0.190	-0.091	0.190	0.091
	6.323	0.415		0.415	
	5.989	-0.172	0.382	0.172	0.382
Hydrogen 1		0.658	0.287	0.020	0.082
		0.314		0.037	
		0.527		-0.082	0.052
Hydrogen 2				0.658	-0.287
				0.314	
				0.527	

Δ	Oxygen	Hydrogen 1		Hydrogen 2	
Correction	-0.395	-0.112	-0.081	-0.112	0.081
	-0.493	-0.093		-0.093	
	-0.415	-0.081	-0.133	0.081	-0.133

$\Delta\mathcal{A}$	Oxygen	Hydrogen 1		Hydrogen 2	
Oxygen	-0.395				
	-0.493				
	-0.415				
Hydrogen 1		-0.112	-0.081		
		-0.093			
		-0.133			
Hydrogen 2				-0.112	0.081
				-0.093	
				-0.133	

\mathcal{A}	Oxygen	Hydrogen 1		Hydrogen 2	
Oxygen	6.105	0.190	-0.091	0.190	0.091
	5.830	0.415		0.415	
	5.574	-0.172	0.382	0.172	0.382
Hydrogen 1		0.546	0.206	0.020	0.082
		0.222		0.037	
		0.394		-0.082	0.052
Hydrogen 2				0.546	-0.206
				0.222	
				0.394	