

The movement of a forager: Strategies for the efficient use of resources

L. D. Kazimierski, G. Abramson, M. N. Kuperman

Centro Atómico Bariloche, CONICET and Instituto Balseiro, R8402AGP San Carlos de Bariloche, Río Negro, Argentina.

Abstract

We study a simple model of a foraging animal that modifies the substrate on which it moves. This substrate provides its only resource, and the forager manage it by taking a limited portion at each visited site. The resource recovers its value after the visit following a relaxation law. We study different scenarios to analyze the efficiency of the managing strategy, corresponding to control the bite size. We observe the non trivial emergence of a home range, that is visited in a periodic way. The duration of the corresponding cycles and the transient until it emerges is affected by the bite size. Our results show that the most efficient use of the resource, measured as the balance between gathering and travelled distance, corresponds to foragers that take larger portions but without exhausting the resource. We also analyze the use of space determining the number of attractors of the dynamics, and we observe that it depends on the bite size and the recovery time of the resource.

Keywords: Foraging, Animal movement, Home range, Habitat usage

1. Introduction

Complex patterns of animal movement arise from the interaction between the individual and the environment (Turchin, 1998). Despite usual assumptions of randomness made for the sake of mathematical tractability, these patterns are in general not random, and their characterization and dynamics is currently a subject of study of biologists, mathematicians and physicists. Complementary tools are used in this context: reaction-diffusion mechanisms (Okubo and Levin, 2002; Mikhailov and Calenbuhr, 2006; Schat et al., 1996) and simulation of individuals walks (Viswanathan et al., 2011, 1996; Giuggioli, 2009).

Of particular interest are the mechanisms underlying the formation of patterns in foraging walks. Many animals move around their habitats collecting food from patches of renewable resources such as fruit, nectar, pollen, leaves,

seeds, etc. Often these animals play an important role, through mutualistic interactions, in the pollination, seeds dispersal and spread of the plants that provide their resource (Levey, 2005; Morales and Carlo, 2006; Carlo and Morales, 2008; Herrera et al., 2011; Cresswell, 1997). For these reasons their trajectories arise from an interweaving of the rules of movement, the spatial distribution of the substrate (Cresswell, 1997; Ohashi et al., 2007), and the interaction between both (Abramson et al., 2014; Kazimierski et al., 2015). All of them are decisive for the emerging phenomenology and thus a complete characterization of the observed patterns requires an integral approach.

Foraging on renewable resources has been studied with a focus on finding optimal search strategies under different assumptions of animal perception and memory (Bartumeus et al., 2002; Barton et al., 2009; Fronhofer et al., 2013). Some animals, for example, are able to find profitable routes without much computational power (Zollner and Lima, 1999; Bell, 1991). Also, much discussion has been devoted to animals' search paths and whether Lévy walks or flights are predominant in nature (Viswanathan et al., 1996; Benhamou, 2007;

Email addresses:

laila.kazimierski@cab.cnea.gov.ar (L. D. Kazimierski),
abramson@cab.cnea.gov.ar (G. Abramson),
kuperman@cab.cnea.gov.ar (M. N. Kuperman)

Edwards et al., 2007; Reynolds, 2012; Boyer et al., 2009). While these examples focus on the cognitive abilities of the foragers, another approach considers the study of emerging patterns in the use of space as a result of the interaction between the behavior of the animal and the spatial structure of the environment, i.e. as a feedback mechanism.

In this regard, it is a fact that animals do not use all available space but prefer to stay in a limited region, their home range. It remains of particular interest to understand which characteristics of the system contribute to the formation of these ranges (Giuggioli et al., 2006). In our previous study (Abramson et al., 2014) a similar model to the one presented in this work was analyzed, showing that two simple rules (preference of nearest plants and relaxation of the consumed resource), are enough to produce bounded home ranges. Such finite ranges arise even in the absence of any kind of memory of the walker or of a cost involved in movement. In the present work we generalize that model assigning to the spatially distributed resource a more specific role in the promotion of the emergence of a home range.

Among several aspects associated to the benefits of establishing a home range, we want to consider the availability of the resource and the efficacy of its sustainable exploitation. In this regard the harvesting strategy is crucial, as a non efficient activity can lead to the exhaustion of the available food. It is possible to assume that animals are able to recognize the energetic value of cropping larger bites, and to select bite size based on trade-offs between rapid harvesting and rapid thorough digestion (Shiple, 2007). There is then a clear compromise between bite size and cropping rate, with the two usually inversely related, though there are at least two interpretations of this effect. Some authors (Chacon and Stobbs, 1976; Hodgson, 1981, 1985) consider that this relationship responds to the need of grazing herbivores to balance small bite sizes with a higher cropping rate. However, other authors (Spalinger and Hobbs, 1992) attribute the relation between bite size and cropping rate to anatomic limitations associated to body mechanics and a competition between chewing and cropping.

The effect of bite size on cropping rate goes beyond the locality of a single patch of vegetation, and when the distribution of the resource is very heterogeneous in space it also affects the profile of foraging across patches. At the same time, the topological properties of the distribution of the re-

source can impose additional constraints on the intake rate. When the forager travels without availability limitations among patches, the intake rate is defined by the bite size and the rate at which it can be processed in the mouth. But when the search time is longer than the time needed to chewing and/or swallowing food acquired from the last bite, the effect of the landscape on the foraging dynamics starts to be important (Shiple and Spalinger, 1992). Consequently, bite size/intake rate relationships are frequently included in foraging models designed to predict behavior, intake, and productivity of animals across landscapes (Moen, 1997; Illius, 1999; Fryxell, 2004; Morales, 2005).

In the present paper we consider three parameters of relevance for the interplay between real foragers and their environment: bite size (the amount of resource gathered at each foraging site), cost of movement and cost of stay. We show that these factors affect the ability to use the resource more or less efficiently or, in any case, the self organized optimization of the resource.

2. Model definition and dynamics

The model consists of a walker that moves on a substrate modifying it, representing a forager moving from plant to plant in order to collect food. The walker follows simple rules of movement, to be described below, and the substrate recovers from the depletion produced by the visits. Let us describe these basic rules in some detail.

The substrate consists of N sites distributed uniformly at random positions in the unit square. Each site represents a patch of vegetation that the animal can visit to collect food, and will be referred to as “plants” below. Each site is endowed with a crop size (a load of fruit, for example) $f_i(t) \in (0, f_i(0))$, with $f_i(0)$ initially assigned at random.

The walker visits the sites following a rule that mimics that of a feeding animal. At each visit of the walker the crop is reduced by an amount b , the *bite size* that characterizes the behavior of foragers (Morales and Carlo, 2006; Carlo and Morales, 2008; Shiple, 2007). We assume that the determinant factor of the movement is the proximity of the food. This is in fact the case with many foraging species, particularly if the distribution of the resource is not extremely heterogeneous. Nevertheless, since each visit consumes the resource, we assume that a site i will not be chosen if $f_i(t) - b < 0$. If the nearest plant does not have

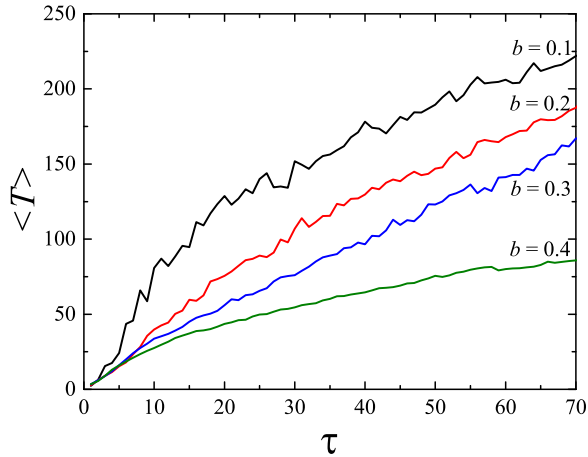


Figure 1: Average period vs. relaxation time τ , averaged over 1000 realizations for different values of the bite size b , as shown in the legend. $N = 250$.

enough food, the walker chooses the next nearest that does so.

Finally, the vegetation substrate is subject to a replenishment of the crop of each plant: after a visit and a reduction b of its crop, the plant recovers that amount τ time steps later, until it saturates to its initial value $f_i(0)$. This simple relaxation dynamics can represent a ripening process, for example, in such a way that the crop size available to the animal is only the ripe fruit.

As mentioned above, the model just described is similar to the one analyzed by Abramson et al. (2014). In this work we generalize that analysis, studying the dependence of the walks (and, in particular, of their cycles) on three magnitudes of relevance for real foragers: bite size, cost of movement and cost of stay. The present model does not ultimately explore all the aspects of a real foraging dynamics in detail, but isolates some very relevant factors that allow us to obtain interesting new results. For the sake of understanding the basic interplay between the walker and the environment, we have not taken into account several details, such as satiation, rest, return to the burrow or nest, or other activities related to intra- or interspecific interactions.

3. Results

Let us consider a single animal in the system. After a transient that depends on initial condi-

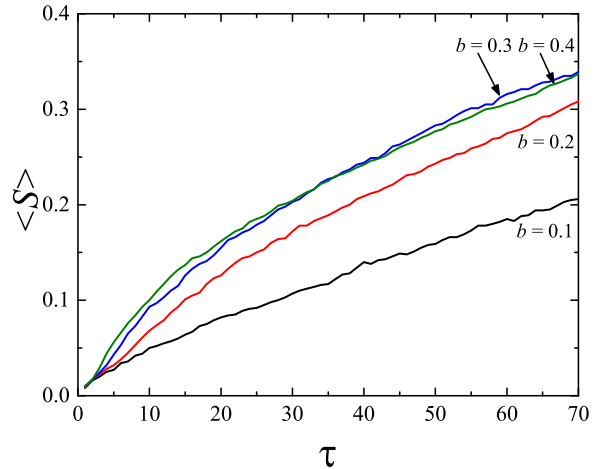


Figure 2: Average fraction of visited sites, $\langle S \rangle$, vs. relaxation time τ , for different values of the bite size b , as shown in the legend. $N = 250$, 1000 realizations.

tions, the walk settles on a periodic trajectory, a cycle. This is the same behavior observed by Abramson et al. (2014), where it was argued that these cycles are analog to home ranges of animals. We emphasize that these ranges arise in a very simple model, where the walker has no memory of the positions of the resource.

We studied the dependence of the properties of these cycles on the size of the bite, b . Relevant results are shown in Figs. 1 and 2 where we plot, as a function of τ , the period of the cycles, $\langle T \rangle$, and the habitat usage measured as the fraction of sites visited during the cycle with respect to the size of the system, $\langle S \rangle$. Both magnitudes are averaged over 1000 realizations of the walk with different random distribution of the sites for each simulation. The different curves correspond to values of the bite size $b = 0.1, 0.2, 0.3$ and 0.4 . As expected, and as in (Abramson et al., 2014), both magnitudes grow with τ , since a slower relaxation time of the resource requires that the walker explores farther in order to find food.

It is worth mentioning that, to some extent, these results depend on the total time of simulation. The longest period observed cannot be longer than half of it, since at least one repetition is necessary for the detection of a cycle. For this reason we have repeated the analysis shown in Figs. 1 and 2 for progressively longer simulation times. The result is exactly as the one observed in (Abramson et al., 2014): longer periods are detected, with corre-

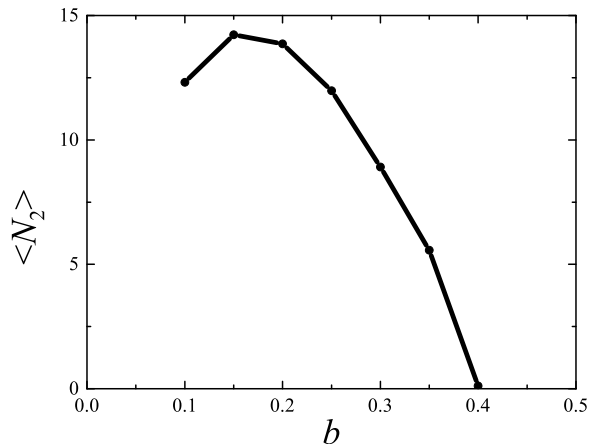


Figure 3: Average number of two-steps sub-cycles per cycle, N_2 , vs. bite size b . $N = 250$, $\tau = 30$, 1000 realizations.

sponding larger values of their average $\langle T \rangle$ but, most importantly, the average space usage *does not* increase with total time. This indicates the existence of well defined ranges for the walker.

The dependence of $\langle T \rangle$ and $\langle S \rangle$ on b is also not obvious. On the one hand we observe that, the larger the bite size, the larger the use of space (Fig. 2). This is understandable: more plants are visited if the bite size is larger, since the crop of each plant is consumed faster. Observe, however, that the period of the cycles *decreases* with the growth of the bite size (Fig. 1). That is, animals that harvest less resource require *less* space (as argued above), but it takes them *longer* to complete their trajectories. The reason for this could be the fact that small bites allow the walker to oscillate back and forth between nearby plants while $f_i - b > 0$, effectively producing sub-cycles inside the home range. Animals with larger b , on the other hand, would find it more difficult to return to recently visited sites, because they are probably depleted.

If such is the case, it could be possible to see how the number of sub-cycles increases as the bite size decreases, for a fixed value of τ . Figure 3 shows this dependence: the number of two-step sub-cycles per cycle, N_2 , averaged over 1000 realizations. It can be seen that it has a maximum around $b \approx 0.15$, decreasing rapidly to reach 0 when $b = 0.4$. It should be noted that, when $b > 0.5$, two-steps cycles are not possible because the resource has been depleted to a value that prevents an immediate visit, until the relaxation has replenished it. We have not ob-

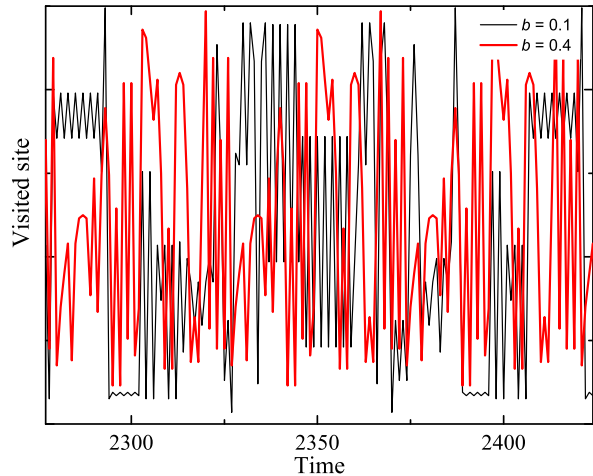


Figure 4: Walks with (black, $b = 0.1$) and without (red, $b = 0.4$) two-steps sub-cycles. The vertical axis shows the site index (not correlated to its spatial position). Observe that the black line covers a long single cycle, while the red one, corresponding to a larger bite size, makes more than three in the same time. $N = 250$, and the walks are in the stationary state.

served sub-cycles involving 3 sites in our simulations, but two-step cycles are clearly seen directly in the trajectories, as we show in Figure 4. In this graph we can also observe that, while the walker with $b = 0.1$ completes only one cycle during that range of time, the walker with $b = 0.4$ does four; the cycle of the first one is longer, but the effective sites visited are less.

4. Efficiency

Among the multiple interests on foraging behavior it is particularly relevant the evaluation of its efficiency. The pioneering work of MacArthur and Pianka (1966) set up the basis for the concept of optimal foraging (Pyke et al., 1977; Stephens and Krebs, 1986), where the authors propose that one of the governing aspects of foraging behavior is the energy intake maximization.

Within the limitations of our model, the fact that the animals collect a harvest and follow a path within their home ranges allows several interesting observations in terms of the efficiency of the exploitation of the resource. Let us consider first a consequence of the results just discussed in the previous section.

We have seen that the walkers that take a larger bite follow *shorter* cycles (Fig. 1). We could say

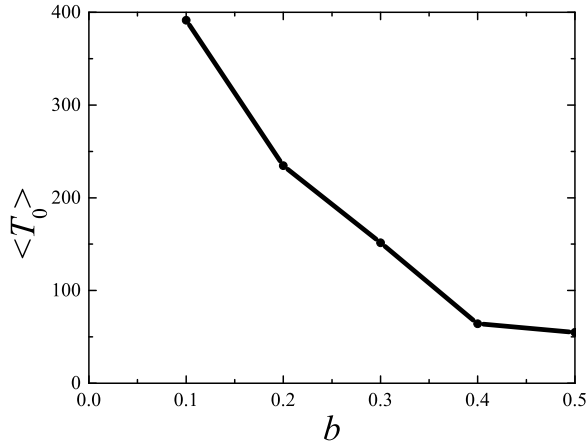


Figure 5: Average length of the transient regime, $\langle T_0 \rangle$, vs. bite size b . $N = 250$, $\tau = 30$, 1000 realizations.

that larger bite sizes are more *efficient* for the exploitation of the resource, because of the increased cost of moving $\text{int}(f/b)$ times between sites to deplete them. If b is larger, there are less sub-cycles and each step is, in this sense, more efficient. Indeed, this concept of efficiency can be applied to the whole walk, even to the transient before the stationary cycle is reached. The walker with smaller bites would require more steps to “find” the cycle, because of the steps lost in sub-cycles, and the transient would be longer. Figure 5 shows that this is the case: the number of transient steps T_0 (averaged over 1000 realizations) as a function of b , shows a decay that stabilizes after $b = 0.4$, as expected. The walker with the smallest bite size ($b = 0.1$) needs on average 8 times more steps to establish a home range than the walker with 4 times the bite size, $b = 0.4$.

These arguments and results could indicate that, in real animals, there would be a strong evolutionary pressure towards larger bites or harvests, since they seem to ensure a more efficient use of the resource. For real animals, though, bite size is one of many interacting factors that play a part in foraging behavior (Shiple and Spalinger, 1992). As discussed by Shipley (2007), herbivores’ decisions are based on a tradeoff between food intake and other aspects of the resource and its use, such as chewing and swallowing, digestion, distance travelled, distance from refuge, patch residence time, etc. These tradeoffs may be very complicated and species specific; for example larger bites may mean

an increased predation risk because of longer perching times to deplete a cluster of fruit, or *less* risk because of more spare time to scan for predators (Illius and Fitzgibbon, 1994; Fortin et al., 2004). In summary, while larger bites enable the walker to increase nutrient intake (needed for survival, growth, reproduction), there might be penalizations that require a tradeoff with other factors shaping the movement.

A more precise way of quantifying the efficiency of the walkers consists in the consideration of an internal energy. Let us say that this energy increases with the ingestion of food at each step, and decreases with the distance travelled to obtain it. That is, if the walker is at site i at time $t - 1$ and visits site j at time t :

$$E(t) = E(t - 1) + g(b) - h(d_{ij}), \quad (1)$$

where $g(b)$ and $h(d_{ij})$ are functions that characterize the changes in the internal energy of the walker. It is reasonable to expect h to be a monotonically increasing function of d_{ij} , but in principle we do not know the precise form of either g or h . Indeed, they may be different for different species or classes (for example mammals, birds and insects), and even for the same species in different stages of their natural history (breeding, preparing for hibernation, etc.).

Let us consider, for the sake of simplicity, that energy is lost in proportion to the distance travelled, as if the animal were moving at a constant speed: $h(d_{ij}) = \alpha d_{ij}$, with a rate α characterizing the energy loss, the “cost of movement” mentioned above. Similarly, one could consider a linear dependence of $g(b)$, assuming that each portion of food provides an amount of energy. In such a case a phase diagram for the total energy at the end of a prescribed time would look like the one shown in Fig. 6 (top). The darker colors code for higher energy, and it is seen that the most efficient walkers are the ones that gather larger crops, while spending less during their movement, as expected.

However, the linear dependence of g on b is not the best to assume. Animals collecting small fruits from fruit clusters, for example, should spend time gathering each fruitlet. So, animals collecting larger crops need to spend more time at each site than those that take a single fruitlet or a small bite and move on. A real forager could tend to take a crop somewhere in the middle of the available resource at each site. This has been observed in the behavior of *Dromiciops gliroides* feeding on the fruits of *Tristerix corymbosus*, for example (Di Virgilio et al.,

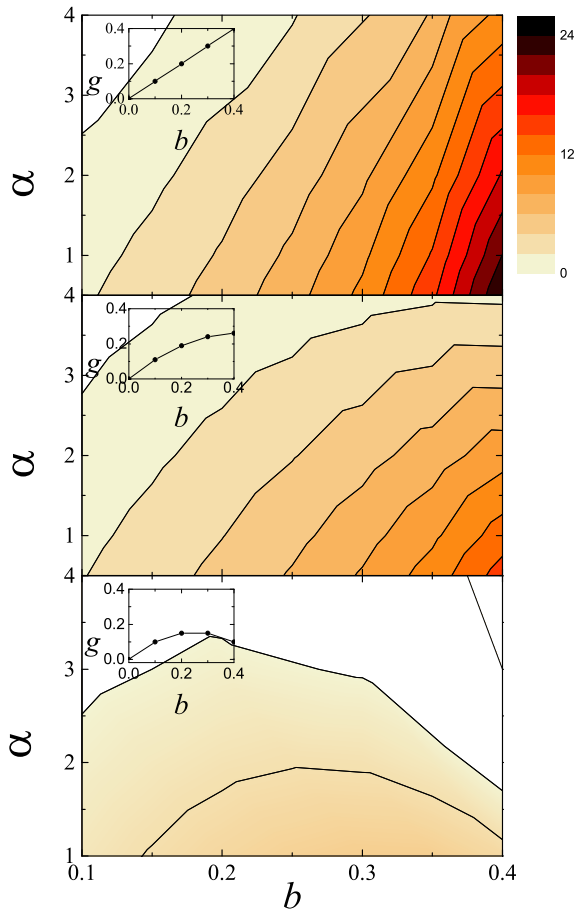


Figure 6: Phase diagram of the energy per step, as a function of the bite size b and the energy loss rate α . Top: without penalization ($\beta(b) = 1$). Center and bottom: with penalization modelled as a linear function $\beta(b)$. $N = 250, 1000$ realizations, $\tau = 50$. Darker colors indicate more energy harvested per visited plant on average.

2014). For these reasons it is more sound to consider a penalization for animals with larger bite size. The exact form is not important, for the reasons discussed above. So, let us consider the following: $g(b) = \beta(b)b$, with $\beta(b)$ a linearly decreasing function of b :

$$E(t) = E(t-1) + \beta(b)b - \alpha d_{ij}. \quad (2)$$

Typical phase diagrams corresponding to this model are shown in Fig. 6 (center and bottom). Each plot corresponds to a different strength of the penalization of large bites, as shown in the insets by the function $g(b)$. The penalization of larger bite size is responsible for the reduced energy seen

approaching the right side of the plot. For each set of parameters (α , τ , g , etc.), there is an optimum bite size and there would be an evolutionary pressure to adopt a strategy (a bite size b) to exploit it.

5. Discussion

We have analyzed a simple model of a forager with deterministic rules that moves modifying its substrate. The interplay between foraging and relaxation of the substrate produces several non-intuitive behaviors, akin to those observed in real systems.

First of all, the walker not only finds a home range (a cycle), but also sub-cycles inside that principal cycle. These regions of persistent interest are also a feature of real animals. The period and the space usage of the cycles, as well as the transient regime, are largely determined by the bite size, the portion that the walker gathers from each site, i.e. by its strategy in the use of the resource. When the resource is spatially distributed in a patchy environment there is a tradeoff between the energy saving due to a bounded mobility and the risk of locally depleting the resource. Thus, the benefits that a rich patch provides fades out with the exhaustion of the resource. The study of this phenomenon is addressed by the marginal value theorem (Charnov, 1976). In an ideal case, a forager should stay in a patch until the harvesting has depleted the resource to a point at which the expected energy gained from staying is below the expected gain if travelling to a new unexploited patch. Energy balance and efficiency are then central aspects of the forager's behavior. Most models of optimal foraging theory consider that foragers possess cognitive and perceptual skills that allow them to collect information about patch locations. The time spent between patches is not associated to a search activity but to a directed travel. In this work we assumed that the foragers have limited perceptual or cognitive abilities (Bell, 1991; Zollner and Lima, 1999) and that searching for the resource is part of the foraging behavior.

Our results show that the walker with a smaller bite size is less efficient in finding its home range. When found, the period of their cycles are longer, and their use of space is more limited (visiting fewer sites), than those corresponding to walkers with larger bites. The longer period of those inefficient walkers arises from the formation of sub-cycles: the

walker visits two sites repeatedly in sequence until it depletes them and moves on. In this fashion they visit less sites and take more steps: this is the behavior that we have called *inefficient*. Our results show that the more voracious walker finds more easily its home range and exploits it more efficiently.

On the light of these results, it could be reasonable to expect an evolutionary pressure towards the choice of larger bites, other parameters being equal. Indeed, it is known that if large bites are available, animals can meet energy requirements more easily, allowing more time for other life requisites such as reproduction, competition avoidance, predator evasion and thermo-regulation (Shiple, 2007; Fortin et al., 2004; Pellew, 1984; Bergman et al., 2001). There is however a caveat: bite size may interact with other factors of the foraging behavior and natural history, and a tradeoff may arise. We have analyzed a phenomenological model of such a tradeoff in the form of an internal energy that the walker stores by harvesting the resource, and dissipates by travelling. A monotonic dependence of the rate of energy intake on bite size does favor larger bites. But even a slight penalization of this rate for larger bites shows that intermediate harvesting sizes may be more favorable. The action of such mechanisms might be behind the observed behavior of foragers that consume only part of the available crop at each plant, such as *D. gliroides* (Di Virgilio et al., 2014).

The manner in which an animal uses its habitat to collect resources certainly has an impact on the way it will interact with conspecifics or competitors sharing the space. With regard to this, the fraction of space usage is one of the relevant variables that would determine if home ranges overlap or not and, eventually, determine also the carrying capacity of the system. Let us briefly discuss a final characterization of the efficiency of different strategies of foraging, that is also relevant if more than one agent is present in the system, or if part of the habitat becomes destroyed or otherwise inaccessible. It is the number of attractors (distinct cycles) of the dynamics. Imagine placing the walker at all the N possible initial positions of a given substrate. The question is: how many cycles the walker can find? And, moreover, how does this number depend on the parameters of the model?

Figure 7 shows the number of attractors given a distribution of the resource, as a function of the relaxation time τ and the bite size b , averaged over 10 realizations. We can see that the number of attrac-

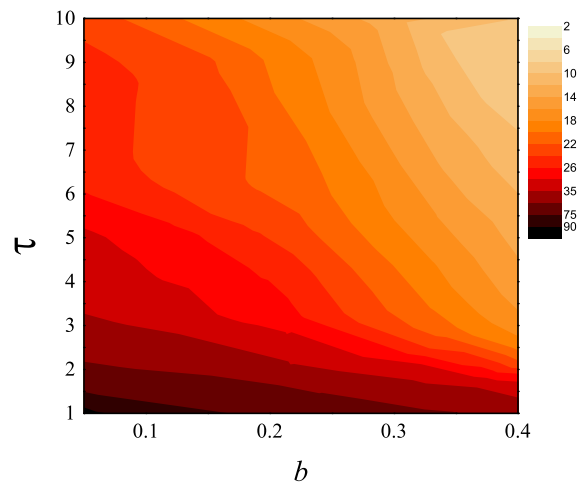


Figure 7: Number of attractors for a single distribution of the resource, as a function of the bite size b and the relaxation time τ . $N = 400$, average of 10 realizations.

tors depends on both parameters: the possible cycles are very few (lighter shade) if the bite size or the recovery time are large. On the other hand, if the bite size (or the relaxation time) is small, there are many possible ways of traversing the range and many possible home ranges. The presence of more animals competing for the same resource (even in the absence of any direct interaction) would affect the efficiency of its use. Even if larger bites would require less time to exploit the resource (the strategy that we have termed efficient), the overlap of the home ranges of several foragers might produce a pressure in the opposite direction. A strategy with a smaller bite, instead, which requires less space and allocates more attractors in the same substrate, may be favored. This aspect of the model is currently under study.

The emerging properties of our model improves over the baseline set by Abramson et al. (2014), providing a mechanistic explanation of many phenomena observed in the behavior of foraging animals. The study of the relevance of the present findings in systems such as the mutualistic interaction between *D. gliroides* and *T. corymbosus*, and their relevance as keystone species in the Andean temperate forest (Amico and Aizen, 2000; Aizen, 2003), will be further explored.

6. Acknowledgements

This work received support from the Consejo Nacional de Investigaciones Científicas y Técnicas (PIP 112-2011-0100310), Universidad Nacional de Cuyo (06/C410) and Agencia Nacional de Promoción Científica y Técnica (PICT-2011-0790). We acknowledge fruitful discussions with A. Di Virgilio, J. M. Morales and G. Amico.

References

- Abramson G., Kuperman MN., Morales JM., Miller JC., *Space use by foragers consuming renewable resources*, Eur. Phys. J. B **87**, 100, (2014).
- Aizen MA., *Influences of animal pollination and seed dispersal on winter flowering in a temperate mistletoe*, Ecology **84**, 2613-2627, (2003).
- Amico G., Aizen MA., *Mistletoe seed dispersal by a marsupial*, Nature **408**, 929-930, (2000).
- Barton KA., Phillips BL., Morales JM., Travis MJJ., *The evolution of an 'intelligent' dispersal strategy, biased, correlated random walks in patchy landscapes*, Oikos **118**, 309-319, (2009).
- Bartumeus F., Catalan J., Fulco UL., Lyra ML., Viswanathan GM., *Optimizing the encounter rate in biological interactions, Levy versus Brownian strategies*, Phys Rev Lett **88**, 097901-1-4, (2002).
- Bell WJ., *Searching behaviour: the behavioural ecology of finding resources*, (Animal Behaviour Series, London, UK, Chapman & Hall, 1991).
- Benhamou S., *How many animals really do the Levy walk?*, Ecology **88**, 1962-1969, (2007).
- Bergman CM. et al., *Ungulate foraging strategies: energy maximizing or time minimizing*, J. Anim. Ecol. **70**, 289-300, (2001).
- Boyer D., Miramontes O., Larralde H., *Lévy-like behaviour in deterministic models of intelligent agents exploring heterogeneous environments*, J. Phys. A: Math. Theor. **42**, 434015, (2009).
- Carlo TA., Morales JM., *Inequalities in fruit-removal and seed dispersal: consequences of bird behaviour, neighbourhood density and landscape aggregation*, J Ecol **96**, 609-618, (2008).
- Chacon E., and Stobbs TH., *Influence of progressive defoliation of grass sward on the eating behaviour of cattle*, Australian Journal of Agricultural Research **27**, 709-727, (1976).
- Charnov EL., *Optimal foraging, the marginal value theorem*, Theor. Popul. Biol. **9**, 129-136, (1976).
- Cresswell JE., *Spatial heterogeneity, pollinator behaviour and pollinator-mediated gene flow: Bumblebee movements in variously aggregated rows of oil-seed rape*, Oikos **78**, 546-556, (1997).
- Di Virgilio A., Amico GC., Morales JM., *Behavioral traits of the arboreal marsupial Dromiciops gliroides during Tristerix corymbosus fruiting season*, J. Mammal. **95**, 1189-1198, (2014).
- Edwards AM., Phillips RA., Watkins NW., Freeman MP., Murphy EJ., Afanasyev V., Buldyrev SV., da Luz MGE., Raposo EP., Stanley HE., Viswanathan GM., *Revisiting Levy flight search patterns of wandering albatrosses, bumblebees and deer*, Nature **449**, 1044-U1045, (2007).
- Fortin D. et al., *Multitasking by mammalian herbivores: overlapping processes during foraging*, Ecology **85**, 2312-2322, (2004).
- Fronhofer EA., Hovestadt T., Poethke H-J., *From random walks to informed movement*, Oikos **122**, 857-866, (2013).
- Fryxell JM. et al., *Predictive models of movements by Serengeti grazers*, Ecology **85**, 2429-2435, (2004).
- Giuggioli L., Abramson G., Kenkre VM., *Theory of home range estimation from mark-recapture measurements of animal populations*, J. Theor. Biol., 240:126-135, (2006).
- Giuggioli L., Sevilla F.J., Kenkre VM., *A generalized master equation approach to modelling anomalous transport in animal movement*, J. Phys. A: Math. Theor. **42**, 434004, (2009).
- Herrera JM., Morales JM., García D., *Differential effects of fruit availability and habitat cover for frugivore-mediated seed dispersal in a heterogeneous landscape*, J Ecol **99**, 1100-1107, (2011).
- Hodgson J., *Variations in the surface characteristics of the sward and the short term rate of herbage intake by calves and lambs*, Grass and Forage Science **36**, 49-59, (1981).
- Hodgson, J., *The control of intake in the grazing ruminant*, Proceedings of the Nutrition Society **44**, 339-346, (1985).
- Illius AW. and Fitzgibbon, *Cost of vigilance in foraging ungulates*, C. Anim. Behav. **47**, 481-487, (1994).
- Illius AW. et al., *Diet selection in goats: a test of intake rate maximization*, Ecology **80**, 1008-1018, (1999).
- Kazimierski LD., Abramson G., Kuperman MN., *Random walk model to study cycles emerging from the exploration-exploitation trade-off*, Phys. Rev. E **91**, 012124, (2015).
- Levey DJ., Bolker BM., Tewksbury JJ., Sargent S., Haddad NM., *Effects of landscape corridors on seed dispersal by birds*, Science **309**, 146-148, (2005).
- MacArthur RH., Pianka ER., *On the optimal use of a patchy environment*, Am. Nat. **100**, 603-609, (1966).
- Mikhailov A., Calenbuhr V., *From Cells to Societies*, (Springer, 2006).
- Moen R. et al., *A spatially-explicit model of moose foraging and energetics*, Ecology **78**, 505-521, (1997).
- Morales JM. et al., *Adaptive models for large herbivore movements in heterogeneous landscapes*, Landscape Ecol. **20**, 301-316, (2005).
- Morales JM., Carlo TS., *The effects of plant distribution and frugivore density on the scale and shape of dispersal kernels*, Ecology **87**, 1489-1496, (2006).
- Ohashi K., Thomson JD., D'Souza D., *Trapline foraging by bumble bees: IV. Optimization of route geometry in the absence of competition*, Behavioral Ecology **18**, 1-11, (2007).
- Okubo A., Levin SA., *Diffusion and Ecological Problems*, (Springer, 2002).
- Pellew RA., *Food consumption and energy budgets of the giraffe*, J. Appl. Ecol. **21**, 141-159, (1984).
- Pyke GH., Pulliam HR., Charnov EL., *Optimal foraging-selective review of theory and tests*, Q. J. Biol. **52**, 137-154, (1977).
- Reynolds AM., *Distinguishing between Levy walks and strong alternative models*, Ecology **93**, 1228-1233, (2012).
- Schat CL., Kuperman MN., Wio HS., *An exact analytical solution of a three-component model for competitive coexistence*, Math. Biosci. **131**, 205-218, (1996).
- Shipley LA. and Spalinger DE., *Mechanics of browsing in dense food patches: effects of plant and animal morphology on intake rate*, Can. J. Zool. **70**, 1743-1752, (1992).
- Shipley LA., *The influence of bite size on foraging at larger*

- spatial and temporal scales by mammalian herbivores*, *Oikos* **116**, 1964-1974, (2007).
- Spalinger DE. and Hobbs, NT., *Mechanisms of foraging in mammalian herbivores: new models of functional response*, *Am. Nat.* **140**, 325-348, (1992).
- Stephens DW., Krebs JR., *Foraging theory*, (Princeton, NJ: Princeton University Press, 1986).
- Turchin P., *Quantitative Analysis of Movement: Measuring and Modeling Population Redistribution in Animals and Plants*, (Sinauer Associates, Sunderland, Massachusetts, USA 1998).
- Viswanathan GM., Afanasyev V., Buldyrev SV., Murphy EJ., Prince PA., Stanley HE., *Levy flight search patterns of wandering albatrosses*, *Nature* **381**, 413-415, (1996).
- Viswanathan GM., da Luz MGE., Raposo EP., Stanley, *The Physics of Foraging: An Introduction to Random Searches and Biological Encounters*, (Cambridge University Press, 2011).
- Zollner PA., Lima SL., *Search strategies for landscape-level interpatch movements*, *Ecology* **80**, 1019-1030, (1999).