

A Search for Brief Optical Flashes Associated with the SETI Target KIC 8462852

A. U. Abeyssekara¹, S. Archambault², A. Archer³, W. Benbow⁴, R. Bird⁵, M. Buchovecky⁶, J. H. Buckley³, K. Byrum⁷, J. V Cardenzana⁸, M. Cerruti⁴, X. Chen^{9,10}, J. L. Christiansen¹¹, L. Ciupik¹², W. Cui¹³, H. J. Dickinson^{8,B}, J. D. Eisch⁸, M. Errando¹⁴, A. Falcone¹⁵, D. J. Fegan⁵, Q. Feng¹³, J. P. Finley¹³, H. Fleischhack¹⁰, P. Fortin⁴, L. Fortson¹⁶, A. Furniss¹⁷, G. H. Gillanders¹⁸, S. Griffin², J. Grube¹², G. Gyuk¹², M. Hütten¹⁰, N. Håkansson⁹, D. Hanna², J. Holder^{19,28,A}, T. B. Humensky²⁰, C. A. Johnson²¹, P. Kaaret²², P. Kar¹, N. Kelley-Hoskins¹⁰, M. Kertzman²³, D. Kieda¹, M. Krause¹⁰, F. Krennrich⁸, S. Kumar¹⁹, M. J. Lang¹⁸, T. T.Y. Lin², G. Maier¹⁰, S. McArthur¹³, A. McCann², K. Meagher²⁴, P. Moriarty¹⁸, R. Mukherjee¹⁴, D. Nieto²⁰, S. O'Brien⁵, A. O'Faoláin de Bhróithe¹⁰, R. A. Ong⁶, A. N. Otte²⁴, N. Park²⁵, J. S. Perkins²⁶, A. Petrashyk²⁰, M. Pohl^{9,10}, A. Popkow⁶, E. Pueschel⁵, J. Quinn⁵, K. Ragan², G. Ratliff¹², P. T. Reynolds²⁷, G. T. Richards²⁴, E. Roache⁴, M. Santander¹⁴, G. H. Sembroski¹³, K. Shahinyan¹⁶, D. Staszak², I. Telezhinsky^{9,10}, J. V. Tucci¹³, J. Tyler², S. Vincent¹⁰, S. P. Wakely²⁵, O. M. Weiner²⁰, A. Weinstein⁸, D. A. Williams²¹, B. Zitzer⁷

ABSTRACT

The F-type star KIC 8462852 has recently been identified as an exceptional target for SETI (search for extraterrestrial intelligence) observations. We describe an analysis methodology for optical SETI, which we have used to analyse nine hours of serendipitous archival observations of KIC 8462852 made with the VERITAS gamma-ray observatory between 2009 and 2015. No evidence of pulsed optical beacons, above a pulse intensity at the Earth of approximately 1 photon m⁻², is found. We also discuss the potential use of imaging atmospheric Cherenkov telescope arrays in searching for extremely short duration optical transients in general.

Subject headings: extraterrestrial intelligence — astrobology — stars: individual (KIC 8462852) — techniques: photometric — methods: observational

^Ajholder@physics.udel.edu

^Bhughd@iastate.edu

¹Department of Physics and Astronomy, University of Utah, Salt Lake City, UT 84112, USA

²Physics Department, McGill University, Montreal, QC H3A 2T8, Canada

³Department of Physics, Washington University, St. Louis, MO 63130, USA

⁴Fred Lawrence Whipple Observatory, Harvard-Smithsonian Center for Astrophysics, Amado, AZ 85645, USA

⁵School of Physics, University College Dublin, Belfield, Dublin 4, Ireland

⁶Department of Physics and Astronomy, University of

California, Los Angeles, CA 90095, USA

⁷Argonne National Laboratory, 9700 S. Cass Avenue, Argonne, IL 60439, USA

⁸Department of Physics and Astronomy, Iowa State University, Ames, IA 50011, USA

⁹Institute of Physics and Astronomy, University of Potsdam, 14476 Potsdam-Golm, Germany

¹⁰DESY, Platanenallee 6, 15738 Zeuthen, Germany

¹¹Physics Department, California Polytechnic State University, San Luis Obispo, CA 94307, USA

¹²Astronomy Department, Adler Planetarium and Astronomy Museum, Chicago, IL 60605, USA

¹³Department of Physics and Astronomy, Purdue University, West Lafayette, IN 47907, USA

¹⁴Department of Physics and Astronomy, Barnard Col-

1. Introduction

Over the course of its four-year primary mission, NASA’s *Kepler* spacecraft provided photometric measurements of over 150,000 stars, sampled typically every 30 minutes. A number of the resulting high-precision lightcurves exhibit unusual variability patterns, which can generally be explained as the result of analysis artifacts or by known astrophysical mechanisms. Boyajian et al. (2015) recently provided an in-depth study of KIC 8462852 (TYC 3162-665-1), a star whose lightcurve was flagged as unusual by members of the Zooniverse citizen science Planet Hunters project (Fischer et al. 2012). They identify the star as a main sequence F3 V/IV star, and describe unique, aperiodic dips in the stellar flux of up to 20%, lasting for between 5 and 80 days. Archival photographic plates also show unprecedented century-long dimming, at an average rate of 0.165 ± 0.013 magnitudes per century (Schae-

fer 2016). One possible explanation is that the observations may be explained by the passage of a family of exocomet fragments resulting from a single break-up event (Boyajian et al. 2015; Bodman and Quillen 2015). Wright et al. (2016) offer an alternative “extraordinary hypothesis” that the lightcurve is consistent with the existence of a collection of planet-sized structures, or swarms of many smaller objects, placed in orbit by an extraterrestrial civilization. They describe KIC 8462852 as an outstanding target for SETI (search for extraterrestrial intelligence) observations. Radio frequency observations between 1 and 10 GHz using the Allen Telescope Array from 15 October to 30 October, 2015, for approximately 12 hours each day, did not find any evidence of a signal (Harp et al. 2015).

Astronomical SETI observations are most commonly conducted at radio frequencies, close to the 21 cm hydrogen line. However, Schwartz and Townes (1961) noted over half a century ago that optical light sources are also effective beacons, detectable over interstellar distances. One promising method is to search for intense pulses of optical or near-infrared photons from candidate star systems: Howard et al. (2004) have calculated that, using current technology (10m reflectors as the transmitting and receiving apertures and a 3.7 MJ pulsed laser source), a 3 ns optical pulse could be produced that would be easily detectable at a distance of 1000 ly, outshining starlight from the host system by a factor of 10^4 . A number of dedicated searches for such signals have been conducted or are under development (e.g. Howard et al. (2004); Stone et al. (2005); Howard et al. (2007); Wright et al. (2014)). Schuetz et al. (2015) performed a search for periodic optical pulses from KIC 8462852 between October 29 and November 9, 2015, using the 0.5 m telescope of the Boquete Optical SETI Observatory, with null results. Alternative approaches to optical SETI include searching for the spectral signatures of laser emission either in the form of extremely narrow emission lines (Tellis and Marcy 2015) or as periodic signatures in the spectra (Borra 2012).

The detection of nanosecond optical pulses from the night sky requires large-aperture mirrors instrumented with fast photon detectors. Ground-based gamma-ray telescopes have identical requirements and can be used to search for SETI-like

lege, Columbia University, NY 10027, USA

¹⁵Department of Astronomy and Astrophysics, 525 Davey Lab, Pennsylvania State University, University Park, PA 16802, USA

¹⁶School of Physics and Astronomy, University of Minnesota, Minneapolis, MN 55455, USA

¹⁷Department of Physics, California State University - East Bay, Hayward, CA 94542, USA

¹⁸School of Physics, National University of Ireland Galway, University Road, Galway, Ireland

¹⁹Department of Physics and Astronomy and the Bartol Research Institute, University of Delaware, Newark, DE 19716, USA

²⁰Physics Department, Columbia University, New York, NY 10027, USA

²¹Santa Cruz Institute for Particle Physics and Department of Physics, University of California, Santa Cruz, CA 95064, USA

²²Department of Physics and Astronomy, University of Iowa, Van Allen Hall, Iowa City, IA 52242, USA

²³Department of Physics and Astronomy, DePauw University, Greencastle, IN 46135-0037, USA

²⁴School of Physics and Center for Relativistic Astrophysics, Georgia Institute of Technology, 837 State Street NW, Atlanta, GA 30332-0430

²⁵Enrico Fermi Institute, University of Chicago, Chicago, IL 60637, USA

²⁶N.A.S.A./Goddard Space-Flight Center, Code 661, Greenbelt, MD 20771, USA

²⁷Department of Physical Sciences, Cork Institute of Technology, Bishopstown, Cork, Ireland

²⁸Department of Physics and Space Science, Florida Institute of Technology, W. Melbourne, FL 32901, USA

signals (Covault 2001; Eichler and Beskin 2001; Holder et al. 2005; Armada et al. 2005; Hanna et al. 2009). The requirement for coincident signals between multiple independent telescopes, combined with the ability to form a crude image of the light flash, allows imaging atmospheric Cherenkov telescopes (IACTs) to perform such searches parasitically during regular observations, with effectively no background. We report here on the results of observations of KIC 8462852, recorded serendipitously by the VERITAS gamma-ray observatory.

2. VERITAS Instrument and Observations

VERITAS (Weekes et al. 2002) is an array of four IACTs located at the Fred Lawrence Whipple Observatory in southern Arizona (Fig. 1). The telescope optics follow a Davies-Cotton design (Davies and Cotton 1957), with a 12 m aperture reflector and a 12 m focal length. The reflector comprises 345 hexagonal mirror facets, giving a total mirror area of 110 m². The telescopes are mounted on steerable alt-azimuth positioners, and are arranged in an approximate diamond formation with sides of roughly 100 m length. At the focus of each telescope is a close-packed array of 499 photomultiplier tubes (PMTs; Fig. 1). The PMT angular spacing is 0.15°, giving a roughly circular field-of-view for each telescope of diameter 3.5°. Dead space between the PMTs is removed by the addition of reflecting hybrid-Winston cones to the PMT front faces, with a hexagonal shape at the entrance and a circular exit window (Nagai et al. 2008). The photodetectors (initially Photonis XP2970 PMTs, upgraded to Hamamatsu R10560 Super Bialkali PMTs in 2012) are sensitive throughout the visible wavelength range, with a peak detection efficiency around 400 nm.

Ground-based gamma-ray astronomy is an indirect technique, which works by forming an image of cascades of relativistic particles in the Earth’s atmosphere (“air showers”) using the few-ns pulse of optical Cherenkov light that they generate. The telescopes therefore do not integrate light continuously; rather, the PMT signals are split, with one copy passed to a fast multi-level trigger system. A telescope trigger is generated when the signals in at least three adjacent PMTs cross a discrimina-

tor threshold within approximately 5 ns. An array trigger is generated when at least two of the four telescopes trigger within a coincidence window of 50 ns. On receipt of a successful array trigger, all of the PMT signals are read out using flash analog-digital converters (FADCs) which sample the signal every 2 ns. The trigger rate is typically a few hundred Hz, almost all of which is due to cosmic ray initiated particle cascades. The VERITAS telescope design is described in more detail in Holder et al. (2006), and the IACT technique is summarized in Holder (2015).

VERITAS observations are made at night, under clear skies. The telescopes are operated in concert and track gamma-ray source candidates as they move in azimuth and elevation. The standard observing mode consists of an exposure of 15–30 mins, with the target offset from the center of the field-of-view by 0.5°, sequentially towards the North, South, East and West. The telescope positioning is accurate to a few arcminutes, and offline corrections using CCD star trackers determine individual telescope pointing directions to better than 20 arcsec.

Given the wide field-of-view of the instrument, it is common for interesting targets to be observed serendipitously. KIC 8462852 (R.A. 20^h06^m15.46^s, Dec +44°27′24.6″) lies 1.07° from OFGL J2001.0+4352 (R.A. 20^h01^m12.87^s, Dec +43°52′52.8″), a gamma-ray source associated with an active galactic nucleus (Aleksić et al. 2014). The VERITAS archive contains observations of this region taken between 2009 and 2015, with KIC 8462852 offset from the center of the field-of-view by 0.87°, 1.37°, 0.67° and 1.48° for the N, S, E and W offsets, respectively. Table 1 lists the VERITAS observations of KIC 8462852. The total exposure, after selecting only good-weather runs with no major hardware problems, is 526 minutes.

3. Analysis and Results

Data calibration and image pre-processing follow the same procedures used for gamma-ray observations with VERITAS (Holder et al. 2006). The PMT responses are first flat-fielded using a pulsed LED source (Hanna et al. 2010). For each event, PMTs containing significant signal are identified, and the resulting images are parametized



Fig. 1.— The VERITAS array in Arizona (left) and the PMT camera of a single telescope (right), that covers a total field-of-view of diameter 3.5° . The hexagonal reflective light cones reduce the dead space between the circular PMTs.

TABLE 1
VERITAS OBSERVATIONS OF KIC 8462852

MJD	Start (UTC)	End (UTC)	Offset Direction	Elevation Midpoint	Comments
55143	1:40	2:00	N	67.4°	
55143	2:02	2:22	S	64.2°	
55144	1:58	2:18	W	63.6°	
55145	1:52	2:12	N	64.1°	
55146	1:37	1:57	S	66.5°	
55146	1:58	2:18	E	63.2°	
55151	1:35	1:55	W	62.8°	
55151	1:56	2:16	N	59.5°	
55152	1:45	2:02	S	61.3°	
55152	2:05	2:26	E	57.7°	
55326	10:02	10:22	E	63.0°	3 telescopes
55326	10:23	10:43	W	67.4°	3 telescopes
55326	10:44	11:12	N	70.6°	3 telescopes
55356	10:06	10:26	S	78.1°	
55357	10:33	10:53	S	76.4°	
55381	6:36	6:56	N	65.1°	
55381	6:57	7:17	S	68.9°	
56091	9:15	9:35	N	75.8°	
56091	9:36	9:56	S	77.9°	
<hr/>					
56203	4:45	5:05	S	60.2°	
56943	2:08	2:23	N	76.8°	
56953	1:59	2:14	S	75.0°	
56974	1:44	1:59	E	64.8°	
56981	1:38	1:53	W	60.1°	
57162	9:55	10:10	N	68.0°	
57189	8:49	9:04	S	74.5°	
57283	4:21	4:36	N	73.8°	
57297	2:37	2:52	N	77.2°	

NOTE.—The horizontal break indicates when the telescope PMTs were upgraded. All four telescopes were operating, unless otherwise stated.

with an ellipse. The image properties; its root-mean-square *length* and *width*, and its orientation and intensity (Hillas 1985), are then used to classify the events and, in the case of gamma-ray and cosmic ray images, to reconstruct the properties of the cascade progenitor.

In this analysis, we are searching for evidence of pulsed emission from a distant optical beacon. The resulting images would have a number of characteristics which make them simple to identify. Specifically:

- they appear in the same place in all four telescope cameras
- they have the same intensity in each telescope, and
- they are point-like: that is, they have the same morphology as the telescope optical point-spread function.

These criteria alone are sufficient to remove essentially all of the background cosmic ray events from the analysis. Cosmic ray air showers produce the majority of their Cherenkov light below an altitude of 20 km, and so the images recorded in detectors separated by 100 m show significant parallactic displacement ($> 0.3^\circ$). Image centroid locations can be measured with a precision typically an order of magnitude better than this. Cosmic ray showers develop and grow longitudinally in the atmosphere, producing Cherenkov light over a typical length of several kilometers and resulting in an image with a large angular extent (Fig. 2). Furthermore, an optical beacon originating from KIC 8462852 would produce images with centroid locations consistent with the location of the star in the telescope cameras. The most convincing signal would be given by multiple occurrences of such images at different times, each matching the star’s position.

One concern is whether such images would successfully trigger the telescope readout, which requires at least three adjacent PMTs in each telescope camera to have signals exceeding their discriminator thresholds. The optical point spread function (PSF) at the center of the field-of-view has a typical full width at half maximum of 0.06° (or 0.09° at the 68% containment radius), with almost all of the light in the image of a point source

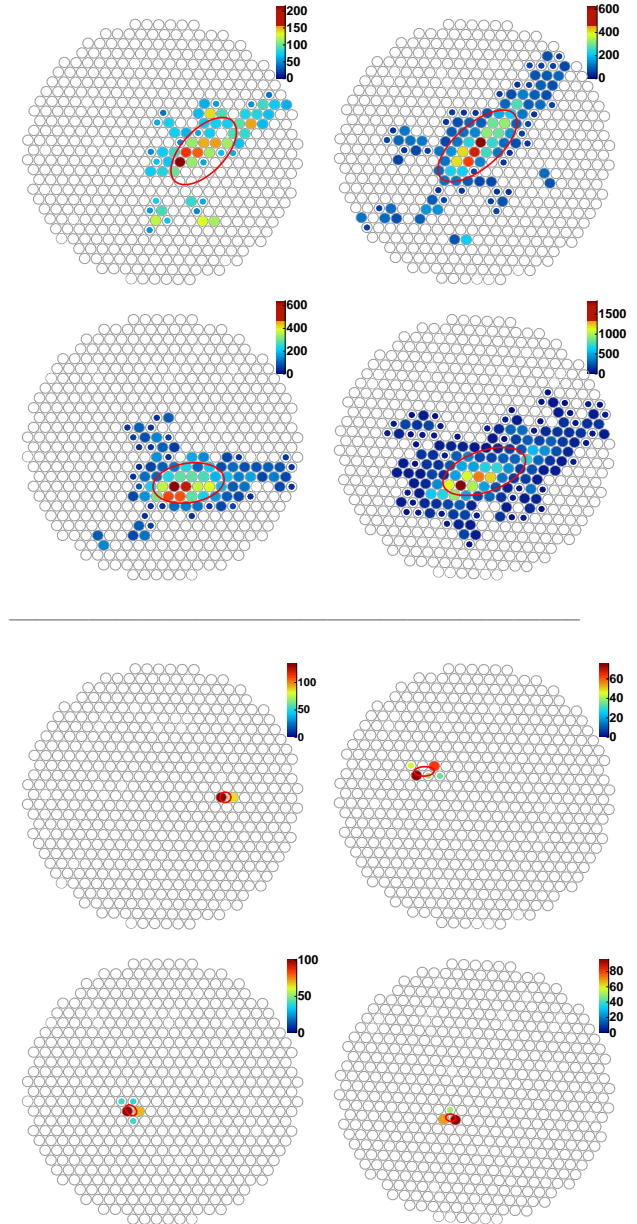


Fig. 2.— Cosmic ray events in the four VERITAS multi-pixel PMT cameras. The diameter of the field-of-view is 3.5° , and the color scale indicates the intensity of Cherenkov light in each PMT in FADC digital counts (where 5.3 digital counts corresponds to one photo-electron). The top panel shows an event initiated by a high-energy cosmic ray, with large angular extent. The bottom panel shows a fainter, lower-energy cosmic ray event, which is still easily distinguished from a distant point source due to the large parallactic displacement between the image locations in each camera.

contained within the diameter of a single PMT (0.15°). However, as a natural result of the alt-azimuth design of the telescopes, a celestial source moves across the field-of-view and spends a reasonable fraction of time at the interface between two or three PMT pixels. Furthermore, the optical PSF degrades significantly off the optical axis, blurring and distorting the image of a point source more widely near the outer edge of the camera (by approximately 50% at 1° off-axis). This increases the probability that a point-like image will generate a trigger.

The temporal characteristics of the light pulse also play an important role in determining the trigger efficiency. The PMT signal path is AC-coupled in the telescope camera prior to pre-amplification, with a lower cut-off frequency of approximately 100 kHz. A steady, or slowly varying, signal will not generate a trigger. There is a caveat to this, in that a steady optical source such as a bright star in the field-of-view will generate high frequency Poisson noise fluctuations in the PMT signals, increasing the probability of accidentally crossing the discriminator thresholds. KIC 8462852 itself has a V-band magnitude of 12.01 (Høg et al. 2000), which is too faint to produce any measurable increase in the noise fluctuations of the PMT signal. An optical pulse with a duration much longer than the AC-coupling time constant, but with a risetime significantly less than $10 \mu\text{s}$, will also trigger the cameras.

Based on these criteria, we have processed all of the data to search for optical pulses associated with KIC 8462852. For every recorded event we have applied selection cuts based on the recorded images. We retained events in which all images had ellipse *lengths* and *widths* less than 0.1125° , equivalent to the *length* of an image with three aligned PMTs each containing exactly the same signal intensity. We also require that at least three telescopes record an image, and that no two image centroid locations within the same event are separated by more than 0.15° , equivalent to the spacing between adjacent PMTs.

Inspection of the surviving events reveals that the majority resemble faint cosmic ray events, or noise fluctuations, typically with low intensity images. A four-telescope image multiplicity requirement, or a minimum image intensity cut, efficiently removes these. These additional criteria,

together with a requirement for uniform intensity across all images, could be applied in future analyses requiring stricter background rejection, such as searches without a predefined source candidate location.

Interestingly, some point-like optical pulse candidates are observed. In particular, during a 15-minute exposure on 2015 September 18 (MJD 57283), two different classes of point source optical pulses are detected. One of these consists of around 300 consecutive events, which move in a straight line across the field-of-view, crossing 3.4° in 0.11 seconds. The images are not co-located in the field-of-view, displaying a maximum parallactic displacement of 0.1° , observed between two telescopes separated by 150 m. This implies an altitude of emission of 86 km and a velocity of roughly 50 km s^{-1} , consistent with the typical properties of the light from a meteoroid passing through the Earth's thermosphere. We note that the precursor to VERITAS, the original Whipple 10 m gamma-ray telescope, was used to provide the first optical observations of meteors down to a limiting photographic magnitude of +12 in the 1970s (Cook et al. 1980). Another class of optical pulses, an example of which is seen in the same exposure, are more difficult to explain. These consist of eight events, recorded with the telescopes pointing towards 323.7° azimuth and 73.3° elevation. The events again move in a straight line across the field-of-view, crossing 2.2° in 28.9 seconds, from 04:33:01 – 04:33:30 UT (Fig. 3). There is no measurable parallactic displacement in this case, implying an altitude of at least 200 km. The pulse duration is longer than the FADC read-out window length of 32 ns. We consider that the most likely explanation is that these events are due to light reflected from a satellite; the measured angular velocity ($4.6' \text{ s}^{-1}$) is consistent with an object in orbit at an altitude of a few thousand kilometers. Events such as these, which form tracks, are easily distinguished from a true celestial source, simply by their motion across the field-of-view. They also serve as a useful proof of principle, demonstrating that the array does trigger on point-like optical sources at large distance, and highlighting the advantages of a widely separated telescope array with imaging capabilities and a large field-of-view in avoiding misclassification.

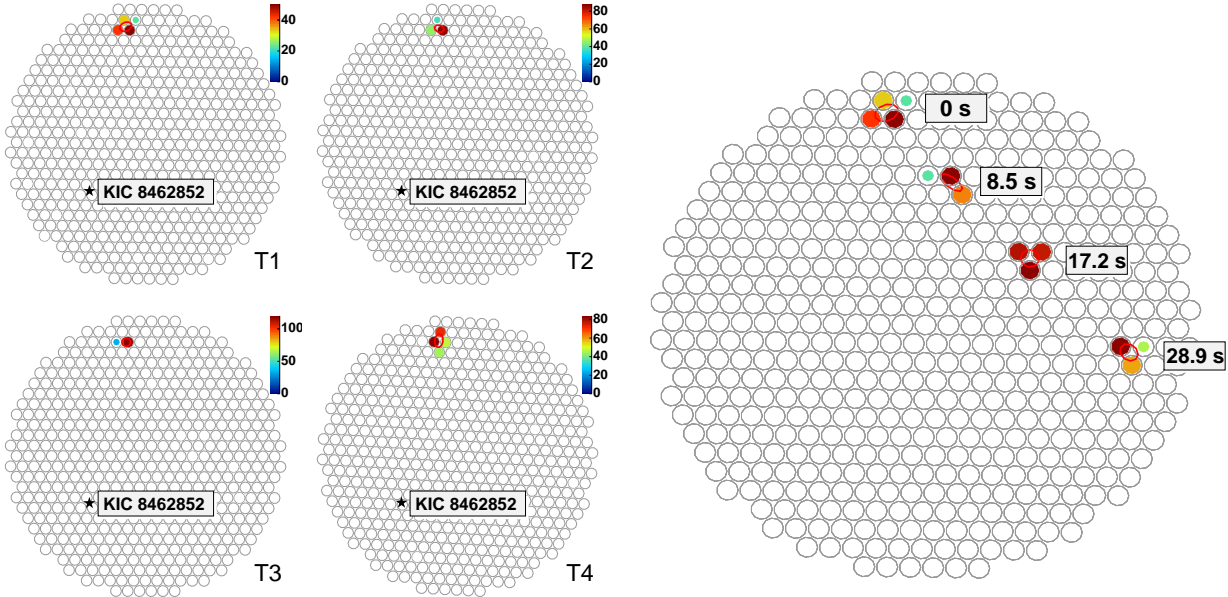


Fig. 3.— Point-like events generated by an object moving across the field-of-view of VERITAS over the course of 28.9 seconds on MJD 57283. **Left:** A single event viewed by all four telescopes. **Right:** A subset of the eight recorded events illustrating the motion of the image across the camera of a single telescope.

After applying the selection cuts, and removing any event sequences which form tracks in the cameras, only 28 of the initial 7036970 events remain – 1 in every 251320 events. None of these have images consistent with the location of KIC 8462852. We conclude that there is no evidence in the VERITAS observations for optical pulses originating from this system.

4. Discussion

Hanna et al. (2009) have already outlined the difficulty in forming meaningful constraints from optical SETI observations. In particular, aside from the very obvious reasons for the lack of a detection (i.e. there is very likely no extraterrestrial civilization at KIC 8462852 directing laser pulses towards us) the potentially transient nature of any signal implies that the same observations could be performed at a different time, with a different result. Nevertheless, with nine hours of observations distributed over six years, the VERITAS archive represents a unique dataset.

An exact estimate of the sensitivity of the search is also difficult, since the minimum de-

tectable optical pulse intensity depends strongly upon the emission wavelength, the duration and temporal profile of the pulse, and the exact source location within the field-of-view when the pulse occurs – all of which are unknown. Taking representative values (20% photon detection efficiency, 85% mirror reflectivity, and a conservative minimum image intensity of 100 digital counts, corresponding to 18.8 photo-electrons) gives a minimum optical pulse intensity of 0.94 ph m^{-2} arriving at the telescope within the 12 ns pulse integration window used for this analysis. The required energy of the transmitted pulse, estimated using the method of Howard et al. (2004), is 0.3 MJ, or roughly equivalent to a *B*-band 6.4 mag star, but with just a few nanoseconds duration. This compares favorably with earlier searches with optical telescopes, which have sensitivities of typically $60 - 100 \text{ ph m}^{-2}$, and with observations by the STACEE heliostat array telescope, which provided a sensitivity of 10 ph m^{-2} (Hanna et al. 2009). The recent optical SETI observations of KIC 8462852 by Schuetz et al. (2015) report a sensitivity to periodic signals of 67 ph m^{-2} .

We can also estimate the wavelength depen-

dence of the sensitivity, taking into account the effects of interstellar absorption, transmission through the Earth’s atmosphere, the reflectivity of the telescope mirrors and the quantum efficiency of the photo-detectors. Boyajian et al. (2015) calculate a distance to KIC 8462852 of 454 pc, based upon the interstellar reddening of the spectral energy distribution ($E(B - V) = 0.11 \pm 0.03$ mag), which corresponds to a V -band extinction of $A_V = 0.341$ mag, or a transmission efficiency of 73%. We normalize wavelength-dependent extinction values (Schlafly and Finkbeiner 2011) to this measurement, as shown in Figure 4. The overall wavelength dependence of the sensitivity is given by the “Total” curve.

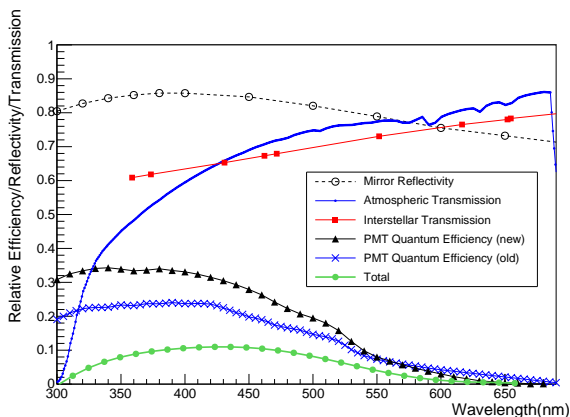


Fig. 4.— The wavelength-dependent efficiency for detection of an optical beacon by VERITAS, illustrating the effects of interstellar reddening, the Earth’s atmosphere (generated using MODTRAN (Berk et al. 2006)), the mirror reflectivity (VERITAS measurement), and the PMT quantum efficiency both before and after the PMT upgrade in 2012 (VERITAS measurement). The “Total” curve multiplies these effects together (assuming the post-2012 quantum efficiency), giving a peak efficiency for detection at 420 nm.

Perhaps the most important conclusion of this work is that modern IACT arrays are effective tools to search for faint optical transients, with durations as brief as a few nanoseconds. The observations are complementary to, and have no impact on, the scientific program in the gamma-ray domain. Any artificial backgrounds can be easily removed, using the simple analysis proce-

dures outlined here. The search for short duration optical transients was highlighted as a fruitful area of research almost half a century ago (e.g. Bondi (1970) and Schaefer et al. (1984)) and has developed into an important field of astronomy over the past decade, with many different scientific goals (e.g. Schmidt (2012) lists gravitational microlensing, asteroid detection, stellar variability, extragalactic transients and cosmology using supernovae). Dedicated robotic arrays of astrogaphs, or reflecting telescopes with Schmidt optics, monitor the skies nightly to explore the time domain (e.g. the Catalina Real-Time Transient Survey, the Hungarian Automated Telescope Network, the Palomar Transient Factory, etc.) while, in the near future, the Large Synoptic Survey Telescope will map the entire visible sky every few nights with pairs of 15 s exposures, separated by 15 – 60 minutes and reaching a 5σ sensitivity limit of 24.5 mag (Ivezic et al. 2008). Extending this search to nanosecond timescales opens up a new area of parameter space. While short-duration gamma-ray bursts have now been studied for decades, the surprising recent discovery of millisecond-timescale fast radio bursts (Lorimer et al. 2007), and nanosecond radio pulses from the Crab pulsar (Hankins et al. 2003) demonstrates that such rapid phenomena may exist elsewhere in the electromagnetic spectrum. Further motivation is provided by Borra (2013), who has discovered evidence for rapid periodic modulations in the optical spectra of galaxies, while Lacki (2014) has noted the potential of IACTs for rapid photometry of bright sources, particularly in the context of observing stellar occultations by small objects in the outer solar system.

VERITAS has been operating since 2007 and records over 1000 hours of observations per year. Together with the H.E.S.S. array in Namibia and the MAGIC system in La Palma, approximately 30,000 hours of archived IACT data exist and a substantial fraction of the entire sky has been observed. A search of these archives for optical transients seems worthwhile. Beyond the current generation of instruments lies the planned Cherenkov Telescope Array (CTA), which will consist of northern and southern hemisphere telescope arrays on a much larger scale, totalling over 100 telescopes (Acharya et al. 2013). CTA will provide an enormous increase in mirror area and

telescope multiplicity, with the potential to greatly enhance searches for optical transients. This additional application of the facility can inform design decisions regarding the telescope optics and trigger systems.

This research is supported by grants from the U.S. Department of Energy Office of Science, the U.S. National Science Foundation and the Smithsonian Institution, and by NSERC in Canada. We acknowledge the excellent work of the technical support staff at the Fred Lawrence Whipple Observatory and at the collaborating institutions in the construction and operation of the instrument. The VERITAS Collaboration is grateful to Trevor Weekes for his seminal contributions and leadership in the field of VHE gamma-ray astrophysics, and for his interest in the wider applications of IACTs, which made this study possible.

Facilities: VERITAS

REFERENCES

- Acharya, B. S., Actis, M., Aghajani, T., et al. 2013, *Astroparticle Physics*, 43, 3
- Aleksić, J., Ansoldi, S., Antonelli, L. A., et al. 2014, *A&A*, 572, A121
- Armada, A., Cortina, J., & Martinez, M. 2005, *Neutrinos and Explosive Events in the Universe*, 307
- Berk, A., Anderson, G. P., Acharya, P. K., et al. 2006, *Proc. SPIE*, 6233, 62331F
- Bodman, E. H. L., & Quillen, A. 2015, arXiv:1511.08821
- Bondi, H. 1970, *QJRAS*, 11, 443
- Borra, E. F. 2012, *AJ*, 144, 181
- Borra, E. F. 2013, *ApJ*, 774, 142
- Boyajian, T. S., LaCourse, D. M., Rappaport, S. A., et al. 2015, arXiv:1509.03622
- Cook, A. F., Weekes, T. C., Williams, J. T., & O’Mongain, E. 1980, *MNRAS*, 193, 645
- Covault, C. E. 2001, in *Proc. SPIE Vol. 4273*, p.161-172, *The Search for Extraterrestrial Intelligence (SETI) in the Optical Spectrum III*, Stuart A. Kingsley; Ragbir Bhathal; Eds.,173
- Davies, J. M. & Cotton, E.S. 1957, *J. Solar Energy Sci. Eng.*, 1, 16
- Eichler, D. & Beskin, G. 2001, *Astrobiology*, 1, 489
- Fischer, D. A., Schwamb, M. E., Schawinski, K., et al. 2012, *MNRAS*, 419, 2900
- Hankins, T. H., Kern, J. S., Weatherall, J. C., & Eilek, J. A. 2003, *Nature*, 422, 141
- Hanna, D. S., Ball, J., Covault, C. E., et al. 2009, *Astrobiology*, 9, 345
- Hanna, D., McCann, A., McCutcheon, M., & Nikkinen, L. 2010, *Nuclear Instruments and Methods in Physics Research A*, 612, 278
- Harp, G. R., Richards, J., Shostak, S., et al. 2015, arXiv:1511.01606
- Hillas, A. M. 1985, *International Cosmic Ray Conference*, 3, 445
- Høg, E., Fabricius, C., Makarov, V. V., et al. 2000, *A&A*, 355, L27
- Holder, J., Ashworth, P., LeBohec, S., Rose, H. J., & Weekes, T. C. 2005, *29th International Cosmic Ray Conference*, Pune, 5, 387
- Holder, J., Atkins, R. W., Badran, H. M., et al. 2006, *Astroparticle Physics*, 25, 391
- Holder, J. 2015, arXiv:1510.05675
- Howard, A. W., Horowitz, P., Wilkinson, D. T., et al. 2004, *ApJ*, 613, 1270
- Howard, A., Horowitz, P., Mead, C., et al. 2007, *Acta Astronautica*, 61, 78
- Ivezic, Z., Tyson, J. A., Abel, B., et al. 2008, arXiv:0805.2366
- Lacki, B. C. 2014, *MNRAS*, 445, 1858
- Lorimer, D. R., Bailes, M., McLaughlin, M. A., Narkevic, D. J., & Crawford, F. 2007, *Science*, 318, 777
- Nagai, T., McKay, R., Sleege, G., & Petry, D. 2008, *International Cosmic Ray Conference*, 3, 1437

- Schaefer, B. E., Vanderspek, R., Bradt, H. V., & Ricker, G. R. 1984, *ApJ*, 283, 887
- Schlafly, E. F., & Finkbeiner, D. P. 2011, *ApJ*, 737, 103
- Schmidt, B. 2012, *IAU Symposium*, 285, 9
- Schaefer, B. E. 2016, arXiv:1601.03256
- Schuetz, M., Vakoch, D. A., Shostak, S., & Richards, J. 2015, arXiv:1512.02388
- Schwartz, R. and Townes C. 1961, *Nature*, 190, 205
- Stone, R. P. S., Wright, S. A., Drake, F., et al. 2005, *Astrobiology*, 5, 604
- Tellis, N. K., & Marcy, G. W. 2015, *PASP*, 127, 540
- Weekes, T. C., Badran, H., Biller, S. D., et al. 2002, *Astroparticle Physics*, 17, 221
- Wright, S. A., Werthimer, D., Treffers, R. R., et al. 2014, *Proc. SPIE*, 9147, 91470J
- Wright, J. T., Cartier, K. M. S., Zhao, M., Jontof-Hutter, D., & Ford, E. B. 2016, *ApJ*, 816, 17