

Two Cumulative Distributions For Scale-freeness of Dynamic Networks

Xiaomin WANG^{a,b,1} Bing YAO^{c,d}

- a. Key Laboratory of High-Confidence Software Technologies, Peking University, Beijing 100871, China
- b. School of Electronics Engineering and Computer Science, Peking University, Beijing, 100871, China
- c. College of Mathematics and Statistics, Northwest Normal University, Lanzhou, 730070, China
- d. School of Electronics and Information Engineering, Lanzhou Jiaotong University, Lanzhou, 730070, China

Abstract: It is well-known that the scale-free networks are ubiquitous in nature and society and have been one of the hotspot topic in complex networks. Recently, scholars presented a large quantity of scale-free networks by calculating cumulative distribution. The purpose of this paper is to discuss the relationship between two cumulative distributions, namely, cumulative distribution, edge-cumulative distribution. Here, firstly, we introduce an relationship between degree distribution and cumulative distribution. Secondly, we introduce the definition of cumulative distribution and edge-cumulative distribution, and compare the relationship between them. Thirdly, we apply algorithmic techniques to construct three deterministic networks, calculate their cumulative distribution and edge-cumulative distribution, and analyze the relationship between cumulative distribution and edge-cumulative distribution. Finally, we offer some open problems for future research in order to understand the interplay between the degree distribution, cumulative distribution and edge-cumulative distribution.

Keywords: Recursive graph model; Sierpinski network model; Apollonian network model; Power-law distribution; Cumulative distribution.

1 Introduction

Three physical scientists Newman, Barabási and Watts have pointed [1]: “*Pure graph theory is elegant and deep, but it is not especially relevant to networks arising in the real world. Applied graph theory, as its name suggests, is more concerned with real-world network problems, but its approach is oriented toward design and engineering.*” Graph theory is a fundamental and powerful tool for describing and representing complex networks. It is generally accepted that applied graph theory has an extensive application in complex networks.

Complex networks have been widely considered as an essential and effective instruments for simulating and understanding many real-life networks. There are many examples in our life, such as the World Wide Web [2], food webs [3], biological networks [4], neural networks [5], information networks [6], co-authorship networks [7, 8], and so forth. Most of complex networks exhibit scale-free property. There are several approaches to verify that a network is scale-free. Firstly, Barabási and Albert proposed the *BA-model* in 1999, to explain the phenomenon of scale-free property by *degree distribution*[9, 10]. The degree distribution of BA-model obeys the *power-law*: $P(k) \propto$

¹Corresponding author, email: wmxwm0616@163.com

$k^{-\gamma}$ with $2 < \gamma < 3$. Secondly, Dorogovtsev *et.al* [11] in order to obtain analytical and precise answers for main structural and topological feature of scale-free graphs, defined the *cumulative distribution*. The cumulative distribution of pseudofractal scale-free graphs obeys the *power-law*: $P_{cum}(k) \propto k^{-\gamma+1}$. Lastly, Liu *et.al* [12] put forward a new statistical method, named *edge-cumulative distribution*, which can be applied in determining whether a network is scale-free, i.e, the edge-cumulative distribution decays as *power-law*: $P_{ecum}(k) \propto k^{-\gamma+1}$.

In the last few decades, some scholars investigated scale-free properties of complex networks by calculating degree distribution, such as, *BA-model* [9]. While other researchers investigated complex networks by computing cumulative distribution. For instance, Comellas *et.al* [13] discussed the scale-free property of recursive graphs by calculating the cumulative distribution; Zhang *et.al* [14] derived analytical expression of the cumulative distribution of Apollonian networks and explained Apollonian network to be scale-free; Zhang *et.al* [15] researched the scale-free feature of Sierpinski network model by calculating cumulative distribution. Those works merely discuss the generalization of cumulative distribution of networks, in general. Thus, Liu *et.al* [12] explored scale-free properties of complex networks by applying edge-cumulative distribution. Since then, Wang *et.al* [16] studied relationships between degree distribution and cumulative distribution of scale-free networks. Whereas, they did not demonstrate the relationship between the cumulative distribution and the edge-cumulative distribution. Besides, Wang *et.al* [17] proposed newly some mixed cumulative distributions, but they did not mention the difference and the relationship between cumulative distributions. In fact, many literatures applied such statistical approaches to verify scale-free properties of complex networks [13, 14, 15]. Thereby, we focus on finding relationships between cumulative distribution and edge-cumulative distribution by several deterministic networks, as we will show shortly.

The reminder of this paper is organized by the following several sections. In Section 2, we introduce the fundamental concepts about the degree distribution and cumulative distribution and discover the relationship between them. In Section 3, we offer the definition of cumulative distribution and edge-cumulative distribution and compare the difference and relationship between them. In Section 4, we show the relationship between cumulative distribution and edge-cumulative distribution for several deterministic networks, such as Recursive graph model, Sierpinski network model, and Apollonian network model. And then, the relationship will help us to estimate the scale-free behavior of particular dynamic networks. Finally, for the outline of this paper, we have to draw a conclusion and bring some open problems for future work in the last section.

For the convenience of discussion and analysis, we introduce some terminologies and notations as follows:

- * $N(t)$ stands for a dynamic network having $n_v(t)$ vertices (nodes) and $n_e(t)$ edges (links) at time step t , hereafter, we call $n_v(t)$ the *order* and $n_e(t)$ the *size* of $N(t)$.

- * All vertices of a dynamic network $N(t)$ are collect into the vertex set $V(t)$, and its edges are put into the edge set $E(t)$.

- * A *complete graph* (*complete network*) of n vertices, denoted as K_n , has an edge uv to join each pair of vertices u and v . If some subgraph of a graph is a complete graph of q vertices, we call it a *q-clique*. A complete graph K_3 is called a *triangle*.

2 Degree distribution and two cumulative distributions

In this section, we will introduce the equivalence between the degree distribution and cumulative distribution.

2.1 Degree distribution and cumulative distribution

Barabási and Albert [9] introduced a model with two generic mechanisms, namely, the growth and preferential attachment, and studied its degree distribution. The process can be listed as follows:

(a) *Growth and preferential attachment.* Add a new vertex u into $N(t-1)$, and join u to vertex x_i of $N(t-1)$ for $i = 1, 2, \dots, m$ under a preferential attachment $\Pi_i = k_i / \sum_j k_j$;

(b) *Dynamic equation (rate equation).* Build up a dynamic partial differential equation $\frac{\partial k_i(t)}{\partial t} = m\Pi_i$, and use the initial condition $k_i(t_i) = m$ to solve degree function $k_i(t)$ from the dynamic equation;

(c) *Degree distribution.* We use a uniform density function $f(t_i) = (t_i + m_0)^{-1}$ at each time step t_i for computing

$$P(k) = \frac{\partial P(k_i(t) < k)}{\partial k} \quad (1)$$

where k is the degree of a vertex, $P(k)$ represents the probability of each vertex in BA-model, then we discover that the degree distribution of BA-model obeys the following equation

$$P(k) \sim Ck^{-\gamma} \quad (2)$$

where C is a fixed real value. As we observe many real-life networks, one has calculated the degree distribution of many real-life networks by eq.(2) and discovered that their degree exponent γ falls into an interval (2,3]. Then it goes without saying that BA-model is scale-free. After that, many scholars defined some networks and explained their scale-free properties by computing their degree distribution[9]. Although many articles apply degree distribution approach, this is not the only approach. There are other approaches to explain scale-free properties of a network.

Differing from degree distribution, Dorogovtsev *et al.* [11] have defined the *cumulative distribution* by

$$P_{cum}(k) = \frac{1}{n_v(t)} \sum_{k' > k} N(k', t) \quad (3)$$

for a dynamic network $N(t)$, where $N(k', t)$ is the number of vertices with degree k' in $N(t)$ at time step t , $P_{cum}(k)$ represents probability that the degree of the vertex is greater than k . Then we discover that the cumulative distribution of network decays the following equation

$$P_{cum}(k) \sim k^{1-\gamma} \quad (4)$$

Then it can be said with certainty that network $N(t)$ is *scale-free* if its cumulative distribution decays as $P_{cum}(k) \sim k^{1-\gamma}$ with $2 < \gamma < 3$.

Motivated from the result obtained in [18], we can calculate

$$P(k_i(t) < k) = 1 - P(k_i(t) \geq k) = 1 - \int_k^{+\infty} P(x)dx = 1 - P_{cum}(k) \quad (5)$$

and then we get the following relationship between the degree distribution and the cumulative distribution as follows

$$P(k) = \frac{\partial P(k_i(t) < k)}{\partial k} = -\frac{\partial P_{cum}(k)}{\partial k} \sim (1 - \gamma)k^{-\gamma} \quad (6)$$

Thus the cumulative distribution $P_{cum}(x)$ also follows power-law distribution, but with a different exponent $1 - \gamma$, which is 1 less than the original exponent. Therefore, a network with scale-free behavior is illustrated by deducing that its degree distribution follows eq.(2) or its cumulative distribution obeys eq.(4), e.g. BA-model[9] and pseudofractal graphs[11]. Whereas, the cumulative degree distribution can control the noise problem of statistical data, so the cumulative distribution is generally used to describe the degree distribution of the network.

2.2 Two cumulative distributions

In this section, we will discuss the relationship between cumulative distribution and edge-cumulative distribution by definition.

According to the definition of *cumulative distribution*, it is given by as follows

$$P_{cum}(k) = \frac{1}{n_v(t)} \sum_{k' > k} N(k', t) \quad (7)$$

for a network $N(t)$, where $N(k', t)$ is the number of vertices with degree k' in $N(t)$ at time step t .

Then, Liu *et al.* [12] have defined another type of cumulative distribution, called *edge-cumulative distribution*, as follows

$$P_{ecum}(k) = \frac{1}{n_e(t)} \sum_{k' > k} E(k', t) \quad (8)$$

for a dynamic network $N(t)$, where $E(k', t)$ stands for the number of edges incident with the vertices having degrees greater than k in $N(t)$ at time step t , and we call $N(t)$ a scale-free network as if $P_{ecum}(k) \sim k^{1-\gamma}$ with $2 < \gamma < 3$.

From the eqs. in (7) and (8), we can see that the difference between cumulative distribution and edge-cumulative distribution is that the denominator of the expression represents a different implication. $P_{cum}(k)$ and $P_{ecum}(k)$ are applied to the total number of vertices and the total number of edges of the network, respectively. Besides, the numerator in a fraction also possess diverse messages in $P_{cum}(k)$ and $P_{ecum}(k)$, the former denotes the number of vertices with degree greater than k at time step t ; the latter represents the number of edges incident with the vertices having degrees greater than k at time step t .

3 Connection of two cumulative distributions on deterministic networks

Mathematical analysis is an effective, powerful tool to investigate the equivalence between two distinct problems. So we can estimate the distance of two-type cumulative distributions by limitation method used in mathematical analysis. Moreover, we will use the so-called algorithmic proof to

show three deterministic network models in this article. By the experience and some facts, we conjecture: “Two cumulative distributions are equivalent to each other.” For the purpose of verifying our conjecture, we introduce three deterministic networks by algorithmic techniques in the following subsections, and present the proofs for supporting our conjecture.

3.1 Recursive graph model

Now we present the N-algorithm with the *Clique Operation-I* for the construction of recursive graph model $K(q, t)$ introduced in [13], in which scale-free properties of Recursive graph model $K(q, t)$ have been discussed, but not mentioned the two-type cumulative distributions of $K(q, t)$.

Algorithm 1 N-algorithm

Initialization. $K(q, 0)$ is a complete graph K_q with q vertices at time step $t = 0$.

Clique Operation-I. Add a new vertex for each of the existing subgraphs being isomorphic to q -cliques and join it with all vertices of the subgraph being isomorphic to a q -clique .

Iteration. $K(q, t + 1)$ is obtained from $K(q, t)$ by doing a Clique Operation-I to each of the existing subgraphs being isomorphic to q -cliques.

Let $\Delta_v^N(t), \Delta_e^N(t)$ be the numbers of vertices and edges of Recursive graph model $K(q, t)$ created at time step t . According to the N-algorithm, it is not hard to compute the values of $\Delta_v^N(t), \Delta_e^N(t)$ by $\Delta_v^N(t) = (q + 1)^{t-1}, \Delta_e^N(t) = q(q + 1)^{t-1}$. The order $n_v(t)$ and the size $n_e(t)$ represent the total numbers of vertices and edges from $j = 0$ to $j = t$, respectively. So we can compute

$$\begin{aligned} n_v(t) &= \sum_{j=0}^t \Delta_v^N(j) = q + \sum_{j=1}^t (q + 1)^{j-1} = \frac{(q + 1)^t - 1}{q} + q, \\ n_e(t) &= \sum_{j=0}^t \Delta_e^N(j) = \frac{q(q - 1)}{2} + q \sum_{j=1}^t (q + 1)^{j-1} = \frac{q(q - 1)}{2} + (q + 1)^t - 1 \end{aligned} \quad (9)$$

Futhermore, the number of vertices of degree $d = q, 2q, q^2 + 2q, \dots, q + \sum_{j=1}^{t-1} q^j$ is $n_d(t) = (q + 1)^{t-1}, (q + 1)^{t-2}, (q + 1)^{t-3}, \dots, q + 1$. Other values of degrees are absent. Therefore, the degree spectrum of $K(q, t)$ is discrete. For large size $n_e(t)$ of $K(q, t)$, we let the vertices of degree k be entered into the network at time step $t = \tau$, so we obtain $k = q(\frac{q^{t-\tau}-1}{q-1} + 1)$.

Comellas *et. al* [13] have computed the cumulative distribution $P_{cum}^N(k)$ of Recursive graph model $K(q, t)$ as follows

$$P_{cum}^N(k) = \frac{1}{n_v(t)} \sum_{i=0}^{\tau} \Delta_v^N(i) = \frac{(q + 1)^{\tau} - 1 + q^2}{(q + 1)^t - 1 + q^2} \propto (q + 1)^{\tau-t} \quad (10)$$

Plugging $\tau - t = \frac{1}{\ln q} \left[\ln \left(\frac{k}{q} - 1 \right) (q - 1) + 1 \right]$ into (10), we obtain

$$P_{cum}^N(k) \propto k^{1-\gamma_N} \quad (11)$$

where $\gamma_N = 1 + \frac{\ln(q+1)}{\ln q}$ with $2 < \gamma_N < 3$. Next, we compute the edge-cumulative distribution $P_{ecum}^N(k)$ of $K(q, t)$ as below

$$P_{ecum}^N(k) = \frac{1}{n_e(t)} \sum_{i=0}^{\tau} \Delta_e^N(i) = \frac{\frac{q(q+1)}{2} + (q+1)^\tau - 1}{\frac{q(q+1)}{2} + (q+1)^t - 1} \propto (q+1)^{\tau-t} \quad (12)$$

We can show $|P_{cum}^N(k) - P_{ecum}^N(k)| < \varepsilon$ for any real number $\varepsilon > 0$ (see a detail proof in Appendix A), and claim that both $P_{cum}^N(k)$ and $P_{ecum}^N(k)$ are mutually equivalent, and furthermore

$$P_{ecum}^N(k) \propto k^{1-\gamma_N}, \quad \gamma_N = 1 + \frac{\ln(q+1)}{\ln q}$$

The accurate values of $P_{cum}^N(k)$ and $P_{ecum}^N(k)$ approximate $(q+1)^{\tau-t} \propto k^{1-\gamma_N}$. In other words, $P_{cum}^N(k)$ and $P_{ecum}^N(k)$ obey the same power-law with the same degree exponent, they can be used to determine the scale-free properties of $K(q, t)$.

Theorem 1. Recursive graph model $K(q, t)$ holds $P_{cum}^N(k) \propto (q+1)^{\tau-t} \propto k^{1-\gamma_N}$ and $P_{ecum}^N(k) \propto (q+1)^{\tau-t} \propto k^{1-\gamma_N}$ with $\gamma_N = 1 + \frac{\ln(q+1)}{\ln q}$.

Also, notice that when t gets in large, the maximal degree of $K(q, t)$ is roughly $q^{t-1} \sim (n_v(t))^{\frac{\ln q}{\ln(q+1)}} = (n_v(t))^{\frac{1}{\gamma_N-1}}$.

3.2 Sierpinski network model

Sierpinski network model, denoted as $S(t)$, was introduced in [15], but not discussed two-type cumulative distributions. We propose the S-algorithm with the *Fractal Operation* to build up Sierpinski network model as follows.

Algorithm 2 S-algorithm

Initialization. $S(0) = K_3$. Define a labelling f such that $f(\alpha) = 0$ for each vertex $\alpha \in V(0)$, label every vertex $\beta \in V(i) \setminus V(i-1)$ with $f(\beta) = i$.

Fractal Operation. Add a new triangle Δabc to each inner triangle Δuvw without $f(u) = f(v) = f(w)$, and then join two ends a, b of the edge ab with u , join two ends a, c of the edge ac with v , join two ends b, c of the edge bc with w . Figure 1 illustrates the process of doing a fractal operation.

Iteration. $S(t)$ is obtained from the previous $S(t-1)$ by doing a fractal operation to each inner triangle Δxyz of $S(t-1)$ without $f(x) = f(y) = f(z)$.

Two notations $\Delta_v^S(t), \Delta_e^S(t)$ denote the numbers of vertices and edges of $S(t)$ created at time step t . According to the S-algorithm, we can calculate the values of $\Delta_v^S(t), \Delta_e^S(t)$, in other words, $\Delta_v^S(t) = 3 \cdot 6^{t-1}, \Delta_e^S(t) = 9 \cdot 6^{t-1}$. Let $s_v(t), s_e(t)$ be the total numbers of vertices and edges of the network $S(t)$, from $j = 0$ to $j = t$, respectively. Thereby, we have

$$s_v(t) = \sum_{j=0}^t \Delta_v^S(j) = \frac{3 \cdot 6^t + 12}{5}, \quad s_e(t) = \sum_{j=0}^t \Delta_e^S(j) = \frac{9 \cdot 6^t + 6}{5} \quad (13)$$

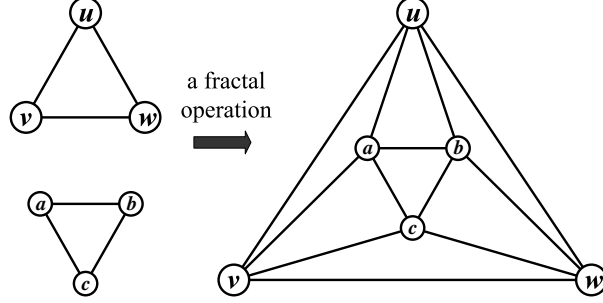


Figure 1: The process of doing a fractal operation.

At time t , the degree spectrum of $P_{cum}^S(k)$ Sierpinski network model $S(t)$ is as: the vertex number $n_d(t) = 3 \cdot 6^{t-1}, 3 \cdot 6^{t-2}, 3 \cdot 6^{t-3}, \dots, 6$ when vertex degree $d = 4, 3^2 + 1, 3^3 + 1, \dots, 3^t + 1$. Other values of degree are absent. We can observe that the degree spectrum of the Sierpinski network model is discrete. The cumulative distribution P_{cum}^S of $S(t)$ is given by

$$P_{cum}^S(k) = \frac{1}{s_v(t)} \sum_{i=0}^{\tau} \Delta_v^S(i) = \frac{3 \cdot 6^\tau + 12}{3 \cdot 6^t + 12} \propto 6^{\tau-t} \quad (14)$$

Plugging $\tau = t + 1 - \ln(k-1)/\ln 3$ into the equation (14), we get

$$P_{cum}^S(k) \propto 6 \cdot k^{1-\gamma_S} \quad (15)$$

where $\gamma_S = 2 + (\ln 2/\ln 3)$. Next, we calculate the edge-cumulative distribution of $S(t)$ as follows

$$P_{ecum}^S(k) = \frac{1}{s_e(t)} \sum_{i=0}^{\tau} \Delta_e^S(i) = \frac{9 \cdot 6^\tau + 6}{9 \cdot 6^t + 6} \propto 6^{\tau-t} \quad (16)$$

Thereby, $P_{cum}^S(k)$ and $P_{ecum}^S(k)$ obey the same power-law distribution, that is,

$$P_{ecum}^S(k) \propto 6 \cdot k^{1-\gamma_S} \quad (17)$$

with $\gamma_S = 2 + (\ln 2/\ln 3)$. It indicates that $|P_{cum}^S(k) - P_{ecum}^S(k)| < \varepsilon$ (see a proof in Appendix B), and then we report

Theorem 2. Sierpinski network model $S(t)$ holds $P_{cum}^S(k) \sim P_{ecum}^S(k)$ with $\gamma_S = 2 + (\ln 2/\ln 3)$.

Hence, the edge-cumulative distribution $P_{ecum}^S(k)$ of $S(t)$ could be used for determining and explaining $S(t)$ to be scale-free.

3.3 Apollonian network model

Apollonian network model has been discussed in [14] in detail, except two-type cumulative distributions. For the construction of high-dimensional Apollonian network model, we provide the A-algorithm with the Clique Operation-II as follows.

Algorithm 3 A-algorithm

Initialization. $A(d, 0) = K_{d+1}$ with $d \geq 2$.

Clique Operation-II. Add a new vertex to each of the existing subgraphs being isomorphic to d -cliques and join it with all vertices of this subgraph being isomorphic a d -clique.

Iteration. $A(d, t)$ is obtained from $A(d, t - 1)$ by doing a Clique Operation-II to each of the existing subgraphs being isomorphic to $(d + 1)$ -cliques.

The numbers of vertices and edges of $A(d, t)$ created at time step t are denoted by $\Delta_v^A(t)$ and $\Delta_e^A(t)$, respectively. According to the A-algorithm, we have the values of $\Delta_v^A(t), \Delta_e^A(t)$, namely, $\Delta_v^A(t) = (d + 1)^{t-1}, \Delta_e^A(t) = (d + 1)^t$. The notations $a_v(t)$ and $a_e(t)$ represent the total number of vertices and the total number of edges of Apollonian network model $A(t)$. Then it is not difficult to see that the total numbers $a_v(t), a_e(t)$ of vertices and edges of $A(t)$ at time step t can be computed in the following

$$\begin{aligned} a_v(t) &= \sum_{j=0}^t \Delta_v^A(j) = d + 1 + \sum_{j=1}^t (d + 1)^{j-1} = d + 1 + \frac{(d + 1)^t - 1}{d} \\ a_e(t) &= \sum_{j=0}^t \Delta_e^A(j) = \frac{d(d + 1)}{2} + \sum_{j=1}^t (d + 1)^j = \frac{d(d + 1)}{2} + \frac{(d + 1)^{t+1} - d - 1}{d} \end{aligned} \quad (18)$$

The degree spectrum of the network model is discrete, since the vertex number $n_d(t) = 1, d + 1, (d + 1)^2, \dots, (d + 1)^{t-1}$ with vertex degree $d = (d + 1)(\sum_{j=0}^{t-2} d^j + 1), (d + 1)(\sum_{j=0}^{t-3} d^j + 1), (d + 1)(\sum_{j=0}^{t-4} d^j + 1), \dots, d + 1$. According to the degree spectrum of Apollonian network model $A(t)$, the cumulative distribution of $A(t)$ is given by

$$P_{cum}^A(k) = \frac{1}{a_v(t)} \sum_{i=0}^{\tau} \Delta_v^A(i) = \frac{d(d + 1) + (d + 1)^{\tau} - 1}{d(d + 1) + (d + 1)^t - 1} \propto (d + 1)^{\tau-t} \quad (19)$$

for large t . Moreover, after plugging $\tau = t + 1 - \ln(d + 1)/\ln d$ into the equation(19), we get

$$P_{cum}^A(k) \propto k^{1-\gamma_A} \quad (20)$$

It means that Apollonian network model $A(t)$ is scale-free, because the cumulative distribution follows the power-law with $\gamma_A = 1 + \frac{\ln(d+1)}{\ln d}$.

Now we calculate the edge-cumulative distribution of $A(t)$. It is listed as the following form

$$P_{ecum}^A(k) = \frac{1}{a_e(t)} \sum_{i=0}^{\tau} \Delta_e^A(i) = \frac{(d + 1)d^2 + 2[(d + 1)^{\tau+1} - d - 1]}{(d + 1)d^2 + 2[(d + 1)^{t+1} - d - 1]} \propto (d + 1)^{\tau-t} \quad (21)$$

as t becomes large, after plugging $\tau = t + 1 - \ln(d + 1)/\ln d$ into the above (21), we can obtain

$$P_{ecum}^A(k) \propto k^{1-\gamma_A} \quad (22)$$

where $\gamma_A = 1 + \frac{\ln(d+1)}{\ln d}$. On the basis of above analysis and sharply calculation (see a proof in Appendix C), we claim

Theorem 3. Apollonian network model $A(t)$ holds $P_{cum}^A(k) \sim P_{ecum}^A(k)$.

The accurate value of the cumulative distribution is related with vertex number, while the edge-cumulative distribution is connected with the edge number. Even though we know the number of vertices and the number of edges are totally different. Thereby, $P_{cum}^A(k)$ and $P_{ecum}^A(k)$ imply Apollonian network model to be scale-free.

3.4 Analysis and application

Three determine network models have distributed us three groups of cumulative distributions $P_{cum}^N(k)$ and $P_{ecum}^N(k)$, $P_{cum}^S(k)$ and $P_{ecum}^S(k)$, as well as $P_{cum}^A(k)$ and $P_{ecum}^A(k)$. Clearly, there are

$$P_{cum}^N(k) \leq P_{ecum}^N(k), P_{cum}^S(k) \leq P_{ecum}^S(k), P_{cum}^A(k) \leq P_{ecum}^A(k) \quad (23)$$

Since $6^{\tau-t} < (d+1)^{\tau-t} \leq (q+1)^{\tau-t}$ with $d \leq q$ according to (14), (19) and (10), we can deduce

$$P_{cum}^S(k) < P_{cum}^A(k) \leq P_{cum}^N(k) \quad (24)$$

for larger t , Besides, we also have

$$P_{ecum}^S(k) < P_{ecum}^A(k) \leq P_{ecum}^N(k) \quad (25)$$

As application of three groups of cumulative distributions, by (10) and (21), we have

Theorem 4. Suppose that a dynamic network $L(t)$ with its two cumulative distributions $P_{cum}^L(k)$ and $P_{ecum}^L(k)$ holds

$$P_{cum}^A(k) < P_{cum}^L(k) \leq P_{ecum}^L(k) \leq P_{ecum}^N(k) \quad (26)$$

then $P_{cum}^L(k) \propto (q+1)^{\tau-t}$ and $P_{ecum}^L(k) \propto (q+1)^{\tau-t}$, which mean $L(t)$ obeys the power law.

Furthermore, $L(t)$ has its own degree distribution $P(k) \propto k^{-\gamma_L}$ with $\gamma_L = 1 + \frac{\ln(q+1)}{\ln q}$ by Theorem 4. In other words, we need not to compute the exact values of $P_{cum}^L(k)$ or $P_{ecum}^L(k)$ for deciding $L(t)$ whether takes on scale-free feature.

Definition 1. A maximal planar graph is a planar graph to which no new edges can be added without violating planarity.

Definition 2. Suppose that the bound of outer face of each maximal planar graph T_i is $\{a_i, b_i, c_i\}$ with $i = 1, 2, 3$. We synthesize the edge a_1c_1 of T_1 with the edge b_2c_2 of T_2 into one, and synthesize the edge a_2c_2 of T_2 with the edge b_3c_3 of T_3 into one, and synthesize the edge a_3c_3 of T_3 with the edge b_1c_1 of T_1 into one, the resulting graph is still a maximal planar graph denoted as $G = (T_1 \ominus T_2) \ominus T_3$. We call this process a *triangular synthesized operation* on maximal planar graphs. Conversely, doing a *triangular anti-synthesized operation* on G results in three maximal planar graphs T_1, T_2 and T_3 .

In Figure 2, we get a maximal planar graph $G = (T_1 \ominus T_2) \ominus T_3$ obtained by doing a triangular synthesized operation on three maximal planar graphs T_1, T_2 and T_3 .

Theorem 5. A maximal planar graph $G = (T_1 \ominus T_2) \ominus T_3$ is scale-free if each maximal planar graph T_i has its own $P_{cum}^i(k) \sim k^{1-\gamma_i}$ with $i = 1, 2, 3$.

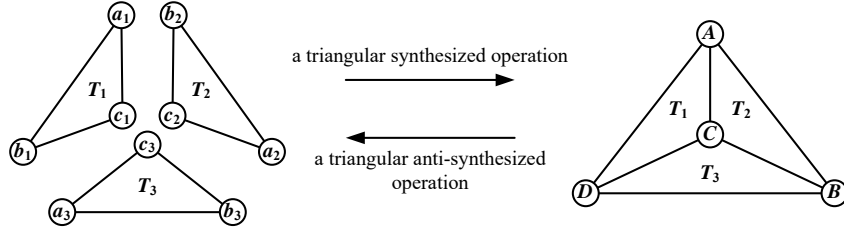


Figure 2: A scheme for illustrating Definition 2.

Proof. By the hypothesis of theorem, each T_i is a maximal planar graph with scale-free feature, the number of vertices of T_i is denoted as $n(T_i)$. The cumulative distribution $P_{cum}^{T_i}(k)$ of T_i obeys $P_{cum}^{T_i}(k) \propto k^{1-\gamma_i}$.

$$P_{cum}^{T_i}(k) = \frac{1}{n(T_i)} \sum_{k' > k} |V_i(k', t)| = \frac{1}{n(T_i)} [n(\tau_i)] \sim k^{1-\gamma_i} \quad (27)$$

where $n(\tau_i)$ is the number of vertices with degree k' in T_i at time step τ_i with $i = 1, 2, 3$.

We do a triangular synthesized operation on maximal planar graph T_i , according to the definition of triangular synthesized operation, we can obtain the number $n(G)$ of vertices of the maximal planar graph G is $n(G) = \sum_{i=1}^3 n(T_i) - 5$. Let $V(k', t)$, $V_i(k', t)$ denote as the number of vertices whose degree is greater than k in G and T_i with $i = 1, 2, 3$, respectively. It is generally to compute the cumulative distribution of maximal planar graph

$$\begin{aligned} P_{cum}^G(k) &= \frac{1}{n(G)} \sum_{k' > k} |V(k', t)| = \frac{1}{n(G)} \left[\sum_{i=1}^3 \sum_{k' > k} |V_i(k', t)| \right] \\ &= \frac{1}{n(G)} \left[\sum_{i=1}^3 n(\tau_i) - 5 \right] \sim \frac{1}{\sum_{i=1}^3 n(T_i) - 5} \left[\sum_{i=1}^3 n(\tau_i) - 5 \right] \sim k^{1-\gamma_0} \end{aligned} \quad (28)$$

where $\gamma_0 = \max\{\gamma_1, \gamma_2, \gamma_3\}$. Therefore, we have proven the conclusion.

Hence, $G = (G_1 \ominus G_2) \ominus G_3$ holds $P_{cum}^G(k) \sim k^{1-\gamma_0}$ if $P_{cum}^{G_i}(k) \sim k^{1-\gamma_i}$ with $2 < \gamma_i < 3$ for $i = 1, 2, 3$, such that $2 < \gamma_0 < 3$, $\gamma_0 = \max\{\gamma_1, \gamma_2, \gamma_3\}$.

Definition 3. Let G be a maximal planar graph, and Δabc be an inner face of G , and H be another maximal planar graph with the bound $\{a', b', c'\}$ of the out face $\Delta a'b'c'$. We identify the edge ab of the inner face Δabc with the edge $a'b'$ of the outer face $\Delta a'b'c'$ of H into one, the edge bc of Δabc with the edge $b'c'$ of $\Delta a'b'c'$ into one, and the edge ca of Δabc with the edge $c'a'$ of $\Delta a'b'c'$ into one. The resulting graph is still a maximal planar graph, denoted as $G(\ominus H)$, and call the process of producing $G(\ominus H)$ a *triangular embedded operation*; and the process of splitting $G(\ominus H)$ into two maximal planar graphs G and H is called a *triangular anti-embedded operation*.

Figure 3 give an explanation for understanding Definition 3. In Figure 3 an embedded operation is shown from (a) and (b) to (c), and a triangular anti-embedded operation is shown from (c) to (a) and (b).

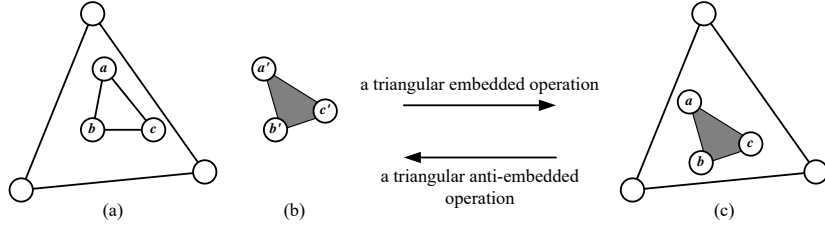


Figure 3: (a) A maximal planar graph G ; (b) another maximal planar graph H ; (c) the result $G(\ominus H)$ of doing a triangular embedded operation to G .

Theorem 6. A maximal planar graph $G(\ominus H)$ is scale-free if each of maximal planar graphs G and H are scale-free.

Proof. By the hypothesis of the theorem, we let the notation $n(G)$ and $n(H)$ denote the numbers of vertices of G and H . Since G and H are scale-free, then we have G 's cumulative distribution $P_{cum}^G(k) = \frac{1}{n(G)} |\sum_{k'>k} V(k', t)| \sim k^{1-\gamma_G}$, and H 's cumulative distribution $P_{cum}^H(k) = \frac{1}{n(H)} |\sum_{k'>k} V(k', t)| \sim k^{1-\gamma_H}$.

We do the triangular embedded operation on maximal planar graph G and H , according to the definition of triangular embedded operation, the number of $G(\ominus H)$ is given by $n(G(\ominus H)) = n(G) + n(H) - 3$, so we can calculate the cumulative distribution $P_{cum}^{G(\ominus H)}(k)$ of $G(\ominus H)$ as follows

$$P_{cum}^{G(\ominus H)}(k) = \frac{1}{n(G(\ominus H))} \sum_{k'>k} |V(k', t)| = \frac{1}{n(G(\ominus H))} [n(\tau_G) + n(\tau_H) - 3] \propto k^{1-\gamma_0} \quad (29)$$

where $\gamma_0 = \max\{\gamma_G, \gamma_H\}$. Hence, we have completed the proof.

Figure 4 shows us: It is not easy to determine the scale-free properties of maximal planar graphs. By Apollonian network model $A(t)$ and the operations introduce above, we can obtain many random networks $L(t)$ of Theorem 4 with scale-free behaviors.

4 Conclusion

For a general network $N(t)$, we have shown that the degree distribution $P(k)$ and the cumulative distribution $P_{cum}(k)$ of $N(t)$ are equivalent to each other in (6). However, we do not show the equivalence between two cumulative distributions $P_{cum}(k)$ and $P_{ecum}(k)$ for any dynamic network, although we believe it is true.

Since Recursive graph model and Apollonian network model have more edges and high clustering coefficients, we can use them to estimate random network models. For example, Sierpinski network model is really a maximal planar graph, so we want use it to detect scale-free property of some maximal planar graphs. It is a challenge work of finding scale-free maximal planar graphs or scale-free planar graphs.

We analyze relationships between $P_{cum}(k)$ and $P_{ecum}(k)$, while both of them obey the same power-law distribution at deterministic networks. In order to understand complex networks more deeply, other further researching problems are proposed as follows:

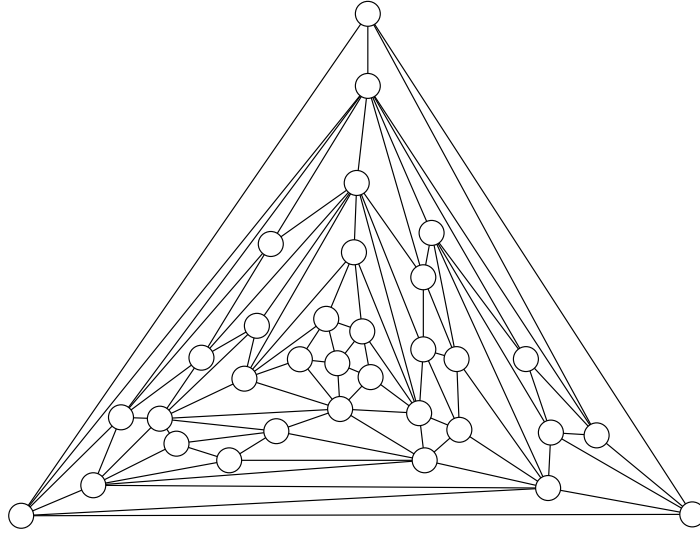


Figure 4: A maximal planar graph G^* refusing any triangular anti-embedded operation.

1. We conjecture that cumulative distribution is equivalent to edge-cumulative distribution in deterministic networks. Does this conjecture is available for two-type cumulative distributions of random networks?

2. We did not guarantee whether there exists other approaches for computing $P_{cum}(k)$ and $P_{ecum}(k)$ which make it become more reasonable. We also find that even though the cumulative distribution and the edge-cumulative distribution approximate to the same power law exponent, while we can not find an expression to signify equivalence between two cumulative distributions.

3. We do not determine which one is more easier and more efficient and more flexible to be applied in deterministic networks. This problem is required further accurate analysis and numeration and even for need some real problems. We only choose the deterministic scale-free network, this conclusion whether still available for random networks?

4. In all deterministic networks or all scale-free deterministic networks, Recursive networks $K(q, t)$ are maximum?

5. Assume that $N_i(t)$ obeys $P_{cum}^i(k) \sim k^{1-\gamma_i}$, if $2 < \gamma_i < \gamma_j < 3$, can we guess that the velocity of $N_i(t)$ networks are growing faster than the velocity of $N_j(t)$ networks? Is there any other methods to determine the velocity of the network?

6. It may be interesting to find a fixed set F_{tile} of maximal planar graphs, such that any maximal planar graph can be tiled by F_{tile} , does F_{tile} exist? F_{tile}^S is the set of scale-free maximal planar graphs, so a maximal planar graph G is tiled by the elements of F_{tile}^S , then G is scale-free too. By our triangular synthesized operation, triangular embedded operation and triangular anti-embedded operation on planar graphs having triangular outer faces, we can analyze topological structure of a networks, for example, clustering coefficient, shortest diameter, the number of spanning trees, and so on. It is clear that, accomplishment notwithstanding, scale-free feature of maximal planar graph is a promising and profound research subject that is merely the begining of a foreseeable far-researching as well as long-sustianable research endeavor. New discoveries, developments, enhancements and improvements are still yet to come. In the future, we will devote more efforts to investigate complex

networks in order to better help people understand and apply it to explain certain phenomena in real-life.

Acknowledgment. The author, *Bing Yao*, was supported by the National Natural Science Foundation of China under grants No. 61163054, No. 61363060 and No. 61662066.

References

- [1] M.E.J. Newman, A.L. Barabási, D.J. Watts. The structure and dynamics of networks. Princeton University Press, Princeton (2006).
- [2] B.A. Huberman. The laws of the Web. MIT Press, Cambridge MA, USA, 2001.
- [3] D Garlaschelli, G. Caldarelli, L. Pietronero. Universal scaling relations in food webs. 423, 2003, 165-168.
- [4] R. Albert. Scale-free networks in cell biology. Journal of cell science. 118, 2005, 4947-4957.
- [5] S.Y. Kim, W. Lim. Fast sparsely synchronized brain rhythms in a scale-free neural network. Physical review E, 92(2), 2015.
- [6] J.Y. Wu, X.Y. Shao, J.L Li, G. Huang. Scale-free properties of information flux networks in genetic algorithms. Physica A: statistical mechanics and its applications. 391(4), 2012, 1692-1701.
- [7] A. L. Barabási. H Jeong, Z Neda, E Ravasza, A Schubert, T Vicsek. Evolution of the social network of scientific collaborations. Physica A: statistical mechanics and its applications. 311(3-4), 2002, 590-614.
- [8] P. Krömer, M.Kudělka, Z.Horák, V. Snášel. Evolution of scale-freeness in a co-authorship network. 2013 5th international conference on intelligent networking and collaborative systems, 2013, 668-672.
- [9] A.L. Barabási and Reka Albert. Emergence of scaling in random networks. Science, 286, 1999, 509-512.
- [10] A. L. Barabási, E. Ravasz. Hierarchical organization in complex networks. Physical E, 67, 2003, 0261121-0261126.
- [11] S.N. Dorogovtsev, A.V. Goltsev, J.F.F. Mendes. Pseudofractal scale-free web. Physical Review E, 62, 2002, 066122-066125.
- [12] X. Liu, B. Yao, W.J. Zhang, X.E. Chen, X.S. Liu, M. Yao. Uniformly bound-growing network models and their spanning trees. The 2014 international conference on information and communication technologies (ICT2014) will be held 16th-18th May 2014 in Nanjing, China. 2014, 35-38.
- [13] F. Comellas, G. Fertin, A. Raspaud. Recursive graphs with small-world scale-free properties. Physical review letters E, 69, 2004, 037101-037104.
- [14] Z.Z. Zhang, F. Comellas, G. Fertin, L.L. Rong. High dimensional apollonian networks. Journal of physics A general physics, 39(8), 2006, 1811-1818.
- [15] Z.Z. Zhang, S.G. Zhou, L.J. Fang, J.H. Guan, Y.C. Zhang. Maximal planar scale-free Sierpinski networks with small-world effect and power-law strength-degree correlation. A letters journal exploring the frontiers of physics, 79, 2007, 38007, pp 1-6.
- [16] X.M. Wang, B. Yao, M. Yao. Connections between various distributions of scale-free network models. 2016 IEEE information technology, networking, electronic and automation control conference, 2016, 170-173.
- [17] X.M. Wang, B. Yao, H.Y. Wang, J. Xu. New cumulative distributions for scale-free networks. 2016 IEEE first international conference on data science in cyberspace. 2016, 683-687.
- [18] S.N. Dorogovtsev, J.F.F. Mendes, A.N. Samukhin. Phys.Rev. E 63 (2001) 062101.

Appendix A. For Recursive graph model $K(q, t)$, we, by (10) and (12), obtain

$$\begin{aligned}
|P_{cum}^N(k) - P_{ecum}^N(k)| &= \left| \frac{1}{n_v(t)} \sum_{i=0}^{\tau} \Delta_v^N(i) - \frac{1}{n_e(t)} \sum_{i=0}^{\tau} \Delta_e^N(i) \right| \\
&= \left| \frac{(q+1)^\tau - 1 + q^2}{(q+1)^t - 1 + q^2} - \frac{\frac{q(q+1)}{2} + (q+1)^\tau - 1}{\frac{q(q+1)}{2} + (q+1)^t - 1} \right| \\
&= \frac{|(q+1)^\tau - (q+1)^t + 2 - 2q^2|}{[(q+1)^t - 1 + q^2][\frac{q(q+1)}{2} + (q+1)^t - 1]} \\
&\leq \frac{2(q+1)^t + 4q^2}{(q+1)^{2t}} \leq \frac{6(q+1)^t}{(q+1)^{2t}} = \frac{6}{(q+1)^t} < \varepsilon
\end{aligned} \tag{30}$$

as $t > \frac{\ln 6 - \ln \varepsilon}{\ln(q+1)}$, with respect to $t > \tau > 0$ and any real number $\varepsilon > 0$.

Appendix B. For Sierpinski network model $S(t)$, we estimate

$$\begin{aligned}
|P_{cum}^S(k) - P_{ecum}^S(k)| &= \left| \frac{1}{s_v(t)} \sum_{i=0}^{\tau} \Delta_v^S(i) - \frac{1}{s_e(t)} \sum_{i=0}^{\tau} \Delta_e^S(i) \right| \\
&= \left| \frac{3 \cdot 6^\tau + 12}{3 \cdot 6^t + 12} - \frac{9 \cdot 6^\tau + 6}{9 \cdot 6^t + 6} \right| = \left| \frac{90(6^t - 6^\tau)}{(3 \cdot 6^t + 12)(9 \cdot 6^t + 6)} \right| \\
&\leq \frac{180 \cdot 6^t}{27 \cdot 6^{2t}} < \frac{8}{6^t} < \varepsilon
\end{aligned} \tag{31}$$

to be true for any real number $\varepsilon > 0$ and large t .

Appendix C. For Apollonian network model $A(t)$, we verify that both $P_{cum}^A(k)$ and $P_{ecum}^A(k)$ are mutually equivalent in the following way

$$\begin{aligned}
|P_{cum}^A(k) - P_{ecum}^A(k)| &= \left| \frac{1}{a_v(t)} \sum_{i=0}^{\tau} \Delta_v^A(i) - \frac{1}{a_e(t)} \sum_{i=0}^{\tau} \Delta_e^A(i) \right| \\
&= \left| \frac{d(d+1) + (d+1)^\tau - 1}{d(d+1) + (d+1)^t - 1} - \frac{(d+1)d^2 + 2[(d+1)^{\tau+1} - d - 1]}{(d+1)d^2 + 2[(d+1)^{t+1} - d - 1]} \right| \\
&\leq \frac{4d(d+1)^{t+2} + 2 + (2d^2 + 4d)(d+1)^{t+1}}{(d+1)^{2t+1}} \leq \frac{22d^{t+4}}{(d+1)^{2t+1}} < \frac{22}{d^{t-3}} < \varepsilon
\end{aligned} \tag{32}$$

when t gets large, $t > 3 + \frac{\ln 22 - \ln \varepsilon}{\ln d}$, as well as $t > \tau > 0$ and arbitrary real number $\varepsilon > 0$.