



Measurements of D_s^\pm -meson production in Au+Au collisions at $\sqrt{s_{NN}} = 200$ GeV in STAR

Md. Nasim (for the STAR collaboration)

University of California, Los Angeles, California-90095, USA

Abstract

We present the first measurement of the nuclear modification factor R_{AA} and elliptic flow v_2 of D_s in Au+Au collisions at $\sqrt{s_{NN}} = 200$ GeV with the STAR detector. These results have been compared with those of other open charm mesons and strange mesons to determine how the (possibly) strangeness equilibrated partonic matter affects the D_s meson production. We find that the nuclear modification factor of D_s are systematically higher than unity and D^0 R_{AA} . The ratio D_s/D^0 is shown as a function of transverse momentum for the 10-40% most central Au+Au collisions and compared with that in $p + p$ collisions obtained from PYTHIA. It is also compared with that in Pb-Pb collisions at 2.76 TeV by the ALICE experiment. Our measurement indicates a hint of enhancement of D_s production in Au+Au collisions with respect to $p + p$ collisions as compared to non-strange D mesons.

Keywords: strangeness, charm, quark-gluon plasma

1. Introduction

Heavy quarks are considered an excellent probe for the early dynamics in heavy-ion collisions. They are produced on a short time scale (~ 0.08 fm/c for $c\bar{c}$ production) in hard partonic scatterings during the early stages of nucleus-nucleus collisions. The probability of thermal production of heavy-quark pairs in the high temperature quark-gluon plasma is expected to be small. Among all open charm mesons, $D_s^+(c\bar{s})$ and $D_s^-(\bar{c}s)$ mesons play a unique role to quantify heavy quark diffusion and hadronization in heavy-ion collisions, because of their valence quark compositions. Recent theoretical model calculation predict that the nuclear modification factor (R_{AA}) of D_s , when compared to those of non-strange D mesons, exhibits the influence of charm-quark recombination with thermal partons through the enhanced production of strange quarks in the deconfined matter [1]. Like multi-strange hadrons, D_s mesons are expected to freeze out early and have smaller hadronic interaction cross-sections compared to the non-strange D mesons. Therefore, the elliptic flow (v_2) of D_s is considered to be a better measure of the partonic contribution to the charm hadron v_2 than that of D^0 or D^\pm [1]. The new Heavy Flavor Tracker (HFT) detector, which has been recently installed in the STAR experiment, provides a unique opportunity to reconstruct D_s via displaced vertices at RHIC in Au+Au collisions at $\sqrt{s_{NN}} = 200$ GeV.

2. Data sets and analysis details

The results presented here are based on an analysis of about 750 million minimum bias events taken during the 2014 Au+Au run at $\sqrt{s_{NN}} = 200$ GeV. The Time Projection Chamber (TPC) and Time-of-Flight (TOF) detectors with full azimuth coverage are used for particle identification in the central rapidity (y) region ($|y| < 1.0$). We reconstruct D_S through the decay channel, $D_S^\pm \rightarrow \phi (\phi \rightarrow K^+ + K^-) + \pi^\pm$. Topological and kinematic cuts are applied to reduce the combinatorial background. A first order polynomial function is used to describe the combinatorial background and a Gaussian function for the signal peak as shown in Fig. 1. The HFT detector is used to reconstruct the decay vertices. The HFT detector is made of three layers, named as PiXeL detector (PXL), Intermediate Silicon Tracker (IST) and Silicon Strip Detector (SSD) [2]. The state-of-the-art thin Monolithic Active Pixel Sensors (MAPS) technology has been used in the PXL. There are two layers of MAPS in the PXL, which are placed at radii of 2.8 and 8 cm from the centre of the beam pipe, respectively. The track pointing resolution of the HFT detector is about $46 \mu\text{m}$ for 750 MeV/c kaons.

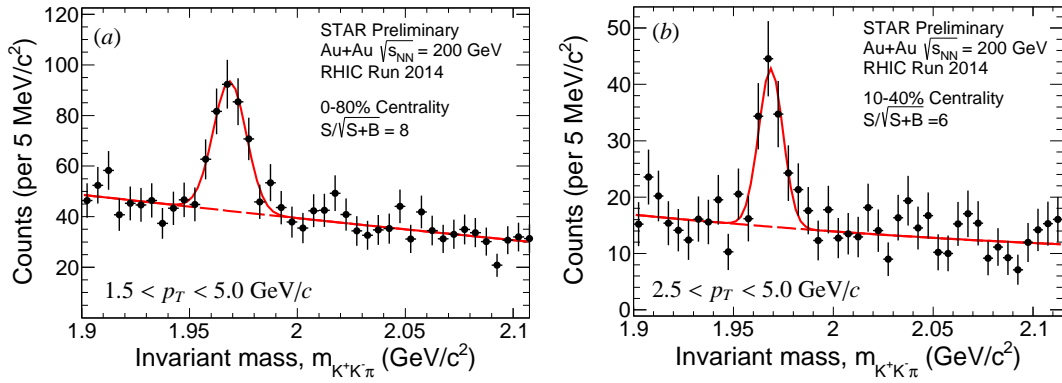


Fig. 1. (Color online) The invariant mass distributions for D_S at $\sqrt{s_{NN}} = 200$ GeV for (a) 0-80% centrality, $1.5 < p_T < 5.0$ GeV/c and (b) 10-40% centrality, $2.5 < p_T < 5.0$ GeV/c.

3. Results

The invariant yield of D_S (average yield of D_S^+ and D_S^-) as a function of transverse momentum (p_T) for the 10-40% most central Au+Au collisions at $\sqrt{s_{NN}} = 200$ GeV is shown in the left panel of Fig. 2. The solid boxes are the systematic errors on D_S yield and statistical errors are shown by vertical lines. The systematic errors have been calculated by using different techniques for background subtraction and varying topology cuts. The D_S yield is corrected for its reconstruction efficiency. The TPC efficiency is calculated by embedding simulated tracks into real event background. The efficiency related to the HFT detector and topology cuts has been calculated from D_S decay simulation based on HFT to TPC track matching ratio and track pointing resolution directly from data. The invariant yield of D^0 for 10-40% centrality, published by STAR [3], is also shown for comparison in the left panel of Fig. 2. To calculate the ratio between the yields of D_S and D^0 , we have fitted the D^0 spectra by a Levy function as shown by the dashed line in the left panel of Fig. 2. The ratio, D_S/D^0 , as a function of p_T is shown in the right panel of Fig. 2. To compare with the D_S/D^0 ratio in $p + p$ collisions, we have used the result from the PYTHIA 6.4 Monte Carlo generator [4], which is shown as a magenta band. We can see from Fig. 2 that the ratio of D_S/D^0 in Au+Au collisions at $\sqrt{s_{NN}} = 200$ GeV is less than unity and systematically higher than that in $p + p$ collisions from PYTHIA. We have also compared our results with the ALICE measurement in Pb+Pb collisions at 2.76 TeV [5] as shown in the right panel of Fig. 2. Although collision centrality and p_T range are different, both the measurements

are qualitatively consistent within the large uncertainties.

The nuclear modification factor, R_{AA} , is defined as the ratio of the particle yield in the Au+Au collision

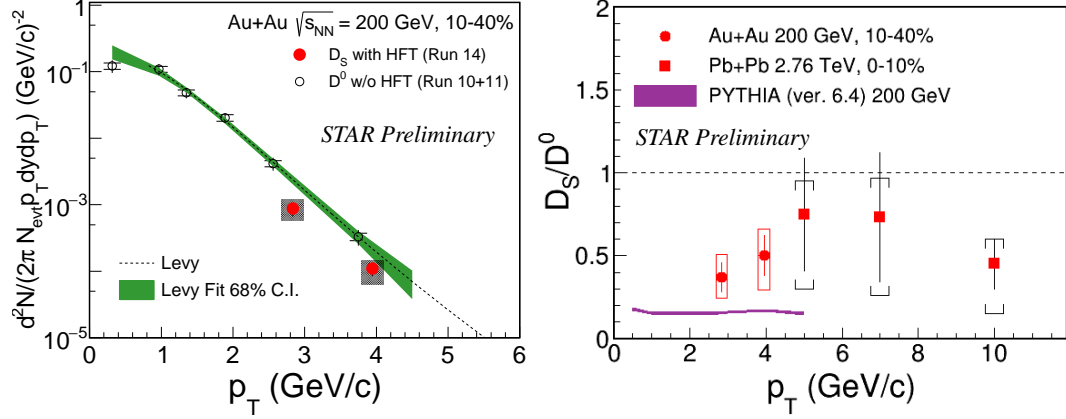


Fig. 2. (Color online) Left panel: The invariant yield of D_S and D^0 as a function of p_T in Au+Au collisions at $\sqrt{s_{NN}} = 200$ GeV for 10-40% centrality. Systematic uncertainties are shown by solid box and cap symbol on D_S and D^0 , respectively. Vertical lines represent the statistical errors. Right panel: The ratio D_S/D^0 as a function of p_T . Solid red circles represent the data in Au+Au collisions at $\sqrt{s_{NN}} = 200$ GeV for 10-40%, while solid squares represent the results in Pb+Pb collisions at $\sqrt{s_{NN}} = 2.76$ TeV for 0-10%. Open boxes and cap symbols are the systematic error on corresponding data points. Magenta bands correspond to D_S/D^0 in $p + p$ collisions at $\sqrt{s_{NN}} = 200$ GeV calculated using PYTHIA (ver.6.4) model.

to $p + p$ collisions normalized by the number of binary collisions (N_{bin}). The value of N_{bin} is calculated from a Monte Carlo Glauber simulation. The measured charm cross-section in $p + p$ collisions at $\sqrt{s} = 200$ GeV [6] is used to get the D_S spectra for $p + p$ collisions. The fragmentation factor ($c \rightarrow D_S$) used to convert the charm cross-section to D_S production cross-section is 0.09 ± 0.01 [7, 8, 9]. The Levy fit function is used to get D_S yield for $p + p$ collisions (as shown in the left panel of Fig. 3) at corresponding measured p_T in Au+Au collisions. The R_{AA} of D_S at mid-rapidity ($|y| < 1.0$) in Au+Au collisions at $\sqrt{s_{NN}} = 200$ GeV for 10-40% centrality is presented in the right panel of Fig. 3. The R_{AA} of D_S is equal to 2.1 ± 0.5 (stat.) $\pm_{0.7}^{0.7}$ (sys.) and 1.7 ± 0.4 (stat.) $\pm_{0.7}^{0.5}$ (sys.) at $p_T = 2.8$ and 3.9 GeV/c, respectively. The R_{AA} of D_S is systematically higher than that of D^0 [3] although the enhancement is not statistically significant.

The elliptic flow (v_2), a measure of the anisotropy in the momentum space, can be used to probe the dynamics of early stages of heavy-ion collisions [10]. The full event plane method [11] has been used for the flow analysis, where the event plane is calculated using measured charged particle in the TPC at mid-pseudorapidity ($|\eta| < 1.0$). Event plane resolution has been calculated using η sub-event plane method. Fig. 4 shows v_2 as a function of p_T for D_S , D^0 [12] and ϕ [13] for 0-80% centrality in Au + Au collisions at $\sqrt{s_{NN}} = 200$ GeV. The statistical error on D_S v_2 is very large, therefore it is not possible to make any conclusion from the current study. We will collect more data in the year 2016 with improved HFT performance [2], which will allow us to measure D_S v_2 with reasonable statistical error.

4. Summary

We report the first measurements of D_S -meson production and elliptic flow at mid-rapidity in Au + Au collisions at $\sqrt{s_{NN}} = 200$ GeV recorded in 2014 with the STAR experiment. At the intermediate p_T , the ratio D_S/D^0 seems to be higher than the prediction in $p + p$ collisions by PYTHIA. The nuclear modification factor of D_S are systematically higher than unity and D^0 R_{AA} . Our study is limited by statistics but indicates a hint of enhancement of D_S production in Au+Au collisions with respect to $p + p$ collisions as compared to non-strange D mesons. We have also presented the first measurement of D_S v_2 . High statistics data, which will be collected in 2016 by STAR, will be helpful to study the D_S production mechanism and v_2 in Au+Au collisions.

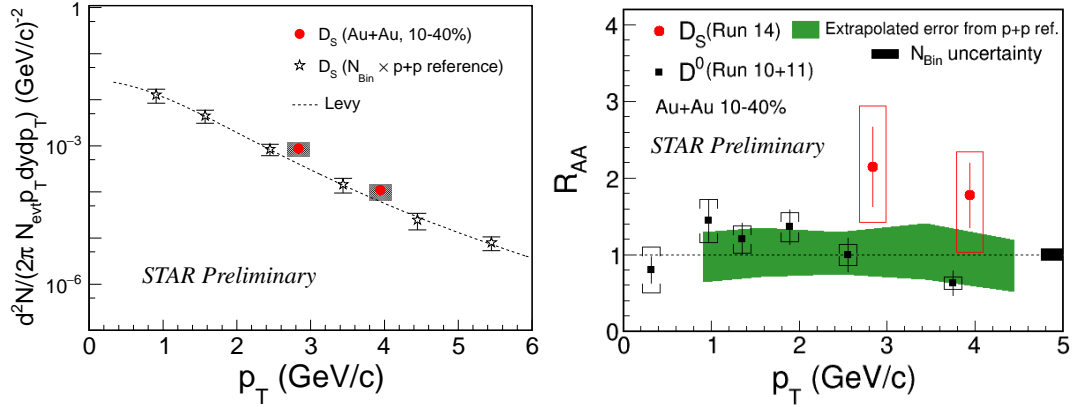


Fig. 3. (Color online) Left panel: The invariant yield of D_S as a function of p_T in Au+Au collisions for 10-40% centrality (red filled circle) and in $p + p$ collisions (open black star) which is obtained from measured charm cross-section in $p + p$ collisions at $\sqrt{s} = 200$ GeV [6]. Right panel: The nuclear modification factor R_{AA} of D_S at mid-rapidity ($|y| < 1.0$) in Au+Au collisions at $\sqrt{s_{NN}} = 200$ GeV for 10-40% centrality. Open boxes and cap symbols are the systematic error on corresponding data points. Statistical errors are shown by vertical lines. Green bands represents the extrapolated error from reference D_S spectra in $p + p$ collisions.

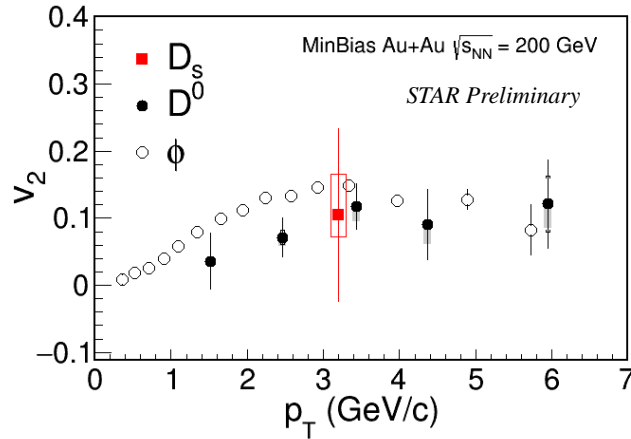


Fig. 4. (Color online) Elliptic flow as a function of p_T for D_S , D^0 [12] and ϕ [13] for 0-80% centrality in Au + Au collisions at $\sqrt{s_{NN}} = 200$ GeV. Open boxes and cap symbols are the systematic error on corresponding data points. Shaded grey band on D^0 v_2 is for non-flow estimation. Vertical lines are statistical errors.

References

- [1] M. He, R. J. Fries, and R. Rapp Phys. Rev. Lett. 110, 112301 (2013).
- [2] G. Contin (for the STAR Collaboration) QM2015 proceedings.
- [3] L. Adamczyk et. al. (STAR Collaboration), Phys. Rev. Lett. 113, 142301 (2014).
- [4] T. Sjostrand, S. Mrenna and P. Skands, JHEP 0605:026 (2006); arXiv:hep-ph/0603175.
- [5] J. Adam et. al. (ALICE Collaboration), arXiv:1509.07287.
- [6] L. Adamczyk et. al. (STAR Collaboration), Phys. Rev. D 86, 072013 (2012).
- [7] S. Chekano et. al. (ZEUS Collaboration), Eur. Phys. J. C 44, 351 (2005).
- [8] A. Aktas et. al. (H1 Collaboration), Eur. Phys. J. C 38, 447 (2005).
- [9] Ganna Dolinska (on behalf of the ZEUS Collaboration), DOI: <http://dx.doi.org/10.3204/DESY-PROC-2012-02/47>
- [10] P.F. Kolb et al. Nucl. Phys. A 715, 653c (2003).
- [11] A. M. Poskanzer and S. A. Voloshin, Phys. Rev. C 58, 1671 (1998).
- [12] M. Lomnitz (for the STAR Collaboration) QM2015 proceedings.
- [13] L. Adamczyk et al. (STAR Collaboration) arXiv: 1507.05247.