

ILC-NOTE-2015-068
DESY 15-102
IHEP-AC-2015-002
KEK Preprint 2015-17
SLAC-PUB-16309
June 25, 2015

ILC Operating Scenarios

ILC Parameters Joint Working Group

T. Barklow, J. Brau, K. Fujii, J. Gao, J. List, N. Walker, K. Yokoya

Abstract

The ILC Technical Design Report documents the design for the construction of a linear collider which can be operated at energies up to 500 GeV. This report summarizes the outcome of a study of possible running scenarios, including a realistic estimate of the real time accumulation of integrated luminosity based on ramp-up and upgrade processes. The evolution of the physics outcomes is emphasized, including running initially at 500 GeV, then at 350 GeV and 250 GeV. The running scenarios have been chosen to optimize the Higgs precision measurements and top physics while searching for evidence for signals beyond the standard model, including dark matter. In addition to the certain precision physics on the Higgs and top that is the main focus of this study, there are scientific motivations that indicate the possibility for discoveries of new particles in the upcoming operations of the LHC or the early operation of the ILC. Follow-up studies of such discoveries could alter the plan for the centre-of-mass collision energy of the ILC and expand the scientific impact of the ILC physics program. It is envisioned that a decision on a possible energy upgrade would be taken near the end of the twenty year period considered in this report.

1 Introduction

The ILC requirements document “Parameters for the Linear Collider” [1] describes the basic requirements for a 500 GeV centre-of-mass machine with the possibility of extending the energy up to 1 TeV. The ILC design given in the Technical Design Report (TDR) [2] realizes this machine.

Following the considerations given to the machine construction issues, a study has been conducted to understand the physics implications of the choice of the sequence of operating energies. The ILC Parameters Joint Working Group, created by the LCC Directorate, was charged with this study.

In order to quantify the impact of various options of running on the physics output, and particularly on its evolution with time, a number of operating scenarios were studied. Operations may be conducted at the full centre-of-mass energy of the ILC (500 GeV) or at a lower energy than the full capability of the collider.

It must be emphasized that one of the very valuable features of the ILC is its energy flexibility. Discoveries made at the LHC or in the early phases of the ILC will impact the choice of operating energies; even though the collider has the capability of a particular maximum energy reach, it can operate at lower energies as the physics requirements dictate. Such potential discoveries cannot be specified with certainty today, but would greatly expand the scientific impact of the ILC and broaden its follow-on program.

The principal physics motivations for operations in the 250-500 GeV range are a high-precision characterisation of the recently discovered Higgs boson and high-precision determination of the properties of the top quark. Together with precision measurements of the W and Z boson masses and couplings, they provide powerful tools for discovering beyond the Standard Model physics. The precision part of the ILC program will be complemented by searches for direct production of new particles, in particular for Dark Matter candidates. Once new particles in the kinematic reach of the ILC have been discovered, either at the LHC or at the ILC itself, precision measurements of their masses and chiral couplings will unveil the type of underlying extension of the Standard Model (SM) and its fundamental parameters. A broad review of the physics program of the ILC can be found in the Physics Volume of the TDR [3], while a comprehensive and updated summary is available in [4].

Before comparing different operating scenarios for the ILC, we briefly summarize the interplay of the various center-of-mass energies for the main topics of the ILC physics program:

- Higgs precision measurements: In e^+e^- collisions, Higgs bosons can be produced either via their coupling to the Z boson (“Higgsstrahlung”), or via their coupling to the W boson (“ WW fusion”). At $\sqrt{s} = 250$ GeV, the production occurs dominantly through Higgsstrahlung. This is very beneficial for the fully model-independent recoil method for measuring the total ZH cross section and the Higgs mass, but on the other hand there is limited sensitivity to the Higgs- W coupling. For 350 GeV $\lesssim \sqrt{s} \lesssim 550$ GeV, these two production modes are of similar size, which yields a balanced sensitivity to both the Higgs- W and the Higgs- Z couplings. Probing the top Yukawa coupling from associated production of $t\bar{t}H$ requires at least $\sqrt{s} \gtrsim 500$ GeV. Due to these three production processes, Higgs physics exhibits the most complex interplay between different center-of-mass energies, which we will discuss in more detail in the following sections.

- Top quark precision measurements: At the ILC with $\sqrt{s} \gtrsim 350$ GeV, top quark pairs will be produced for the very first time in e^+e^- collisions. A variation of \sqrt{s} near 350 GeV will give a quantitatively and qualitatively unique measurement of the top quark mass. However, deviations of the electroweak couplings of the top quark from their SM values, which are predicted by many extensions of the Standard Model, can only be detected at higher $\sqrt{s} \gtrsim 450$ GeV, since near threshold they are buried beneath the remnant of the strong $t\bar{t}$ resonance.
- Couplings and masses of the W and Z bosons: A powerful probe for physics beyond the Standard Model are triple and quartic gauge couplings. While they can in principle be probed at any center-of-mass energy which allows di-boson production, the sensitivity rises strongly with \sqrt{s} . For instance in the case of charged triple gauge couplings, the ILC with $\sqrt{s} = 500$ GeV will increase the sensitivity by two orders of magnitude with respect to LEP2. The W boson mass measurement can reach the few MeV regime either from a scan of the production threshold near $\sqrt{s} = 161$ GeV, or from kinematic reconstruction at $\sqrt{s} = 500$ GeV. Concerning the Z boson, operation of the ILC near $\sqrt{s} = 90$ GeV with polarised beams could be the only possibility to resolve the existing tension between the left-right asymmetry measured at SLD and the forward-backward asymmetry from LEP [5]. Also an improvement of the Z mass measurement beyond LEP is conceivable [6]. These lower energy operations ($\sqrt{s} < 200$ GeV) would require machine upgrades from the TDR design for optimal luminosities.
- Production of new particles, including Dark Matter: The reach for the pair production of new particles and thus the possibility for direct discoveries obviously increases with center-of-mass energy and covers almost $M < \sqrt{s}/2$. In new physics models where the production cross sections are not, like in supersymmetry, given by the SM couplings, higher center-of-mass energy allows the probing of smaller couplings, thus higher scales of new physics.

These physics motivations have driven the design of the operating scenarios.

The TDR presented a baseline machine with $\sqrt{s} = 500$ GeV. Figure 1 shows the time evolution of the statistical precisions on the Higgs' couplings achievable with this baseline machine operating at $\sqrt{s}=500$ GeV as a function of real time until a total integrated luminosity of 2.5 ab^{-1} is reached. This time evolution serves as a reference for comparison with different scenarios.

The remainder of this report is structured as follows: We start in section 2 by introducing some scenarios for operating the ILC which have been studied and are reported here. In section 3 gives an explanation and presentation of the derivation of the real time needs of the scenarios. Section 4 gives examples for the time evolution of different physics observables in selected running scenarios. Section 5 discusses the top Yukawa coupling reach at the maximum energy of $\sqrt{s} \sim 500$ GeV. In section 6, we discuss possible modifications of the running scenarios in case new phenomena appear at the LHC or the initial runs of the ILC itself. Finally we comment on the luminosity needs at other centre-of-mass energies in section 7, including both operation below $\sqrt{s} = 200$ GeV and at $\sqrt{s} = 1$ TeV, before concluding the report in section 8.

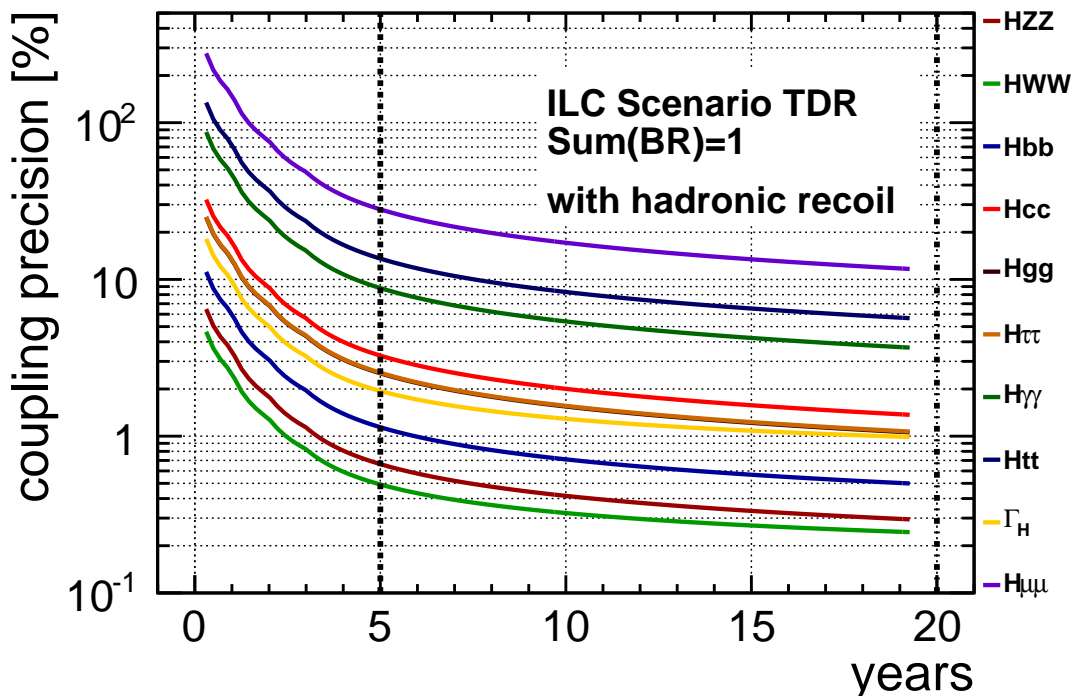


Figure 1: Statistical uncertainty of Higgs couplings in the TDR baseline ILC operating at $\sqrt{s} = 500$ GeV as a function of real time, including ramp-up as discussed in section 3, and assuming the luminosity sharing between the beam helicity configurations discussed in section 2.1. See section 4.1 for definition of the $\sum_i BR_i = 1$ constraint.

2 ILC500 Running Scenarios

In this section, we introduce the energy steps, integrated luminosities and polarisation sharing of the studied running scenarios and discuss the considerations which lead to our choices.

2.1 Integrated luminosities and polarisation splitting

The total integrated luminosities collected at various center-of-mass energies will determine the ultimate physics reach of the ILC. It is not completely clear now what the best combination of dataset sizes will be following the upcoming LHC running as well as early ILC operation. We have studied scenarios which could be chosen based on what is known of the physics at that time. We compare three scenarios, G-20, H-20 and I-20, each involving approximately 20 years of operating the 500 GeV collider, including shutdowns, a luminosity upgrade [7] after 8-10 years and operation efficiencies, as will be detailed in section 3. These operating scenarios illustrate different balancing between $\sqrt{s} = 250, 350,$ and 500 GeV and their total accumulated luminosities for each energy is presented in table 1. For comparison, we also list a scenario “Snow” which is based on the integrated luminosities proposed in the ILC Higgs Whitepaper

\sqrt{s}	$\int \mathcal{L} dt$ [fb $^{-1}$]			
	G-20	H-20	I-20	Snow
250 GeV	500	2000	500	1150
350 GeV	200	200	1700	200
500 GeV	5000	4000	4000	1600

Table 1: Proposed total target integrated luminosities for $\sqrt{s} = 250, 350, 500$ GeV, based on 20 “real-time” years of ILC operation under scenarios G-20, H-20 and I-20. The total integrated luminosities assumed for Snowmass are listed for comparison based on 13.7 “real-time” years.

for Snowmass [8], plus a 200 fb $^{-1}$ at the top threshold. It must be kept in mind that other operating energies may be required based on the physics results from the LHC or early ILC.

The ultimate physics reach further depends on the assumed beam polarisations. Concerning the absolute values, the highest achievable degree of polarisation is desirable, in particular for the positron beam. We assume here the TDR values of $|P(e^-)| = 80\%$ and $|P(e^+)| = 30\%$, although higher values are possible for both species. The option of upgrading to $|P(e^+)| = 60\%$ would enhance the physics potential of the machine, while the absence of positron polarisation would reduce it. The size of the impact depends strongly on the individual physics observables and is beyond the scope of this report, but should be quantified in the near future.

Independent of the absolute values of the beam polarisations, the choice of their signs, i.e. running with predominantly left- or right-handed electrons / positrons is important for the physics program. Due to conservation of angular momentum, the s -channel exchange of Z bosons or photons is only possible for opposite-sign chirality, i.e. $e_L^- e_R^+$ or $e_R^- e_L^+$. Among these, the chiral couplings of the Z boson prefer the former combination. Within the SM, only the t -channel exchange of a Z boson or photon is allowed for like-sign helicities, i.e. $e_L^- e_L^+$ and $e_R^- e_R^+$. Beyond the SM, Majorana particles, for instance neutralinos in supersymmetric extensions, could be exchanged in the t -channel, allowing like-sign helicities as eg in selectron production. Only the combination $e_L^- e_R^+$ contributes to t -channel exchange of a W boson or a electron-neutrino. Thus W pair production, which is an important background for many signatures, can be reduced by orders of magnitude by choosing the opposite beam helicities.

\sqrt{s}	fraction with $\text{sgn}(P(e^-), P(e^+)) =$			
	(-,+)	(+,-)	(-,-)	(+,+)
	[%]	[%]	[%]	[%]
250 GeV	67.5	22.5	5	5
350 GeV	67.5	22.5	5	5
500 GeV	40	40	10	10

Table 2: Relative sharing between beam helicity configurations proposed for the various center-of-mass energies.

Therefore we propose the sharing between the four possible sign combinations listed in table 2. It should be noted that one profits from the cancellation of experimental systematic uncertainties between these samples only if they are accumulated while flipping the beam he-

licities in a randomized way on bunch train time-scales. The average flipping frequencies are thereby adjusted to give the helicity fractions listed in table 2.

At $\sqrt{s} = 250$ and 350 GeV, it is expected that the main interest will be on Standard Model processes. Thus 90% of the data is collected in the unlike-sign combinations, preferring left-handed electrons over right-handed. Only a small fraction (10%) of the like-sign configurations is planned to control systematics.

At higher \sqrt{s} , the picture changes because new physics is more likely to appear. For example Dark Matter searches with an effective field theory approach could profit significantly from like-sign data-taking depending on the Lorentz structure of its couplings; also the determination of the chiral properties of new particles requires a more balanced sharing between beam helicity configurations. Indirect searches, e.g. via the electroweak couplings of the top quark, prefer right-handed electrons over left-handed ones. Thus, a splitting of (40%,40%,10%,10%) is proposed here. On the other hand, Higgs production via WW fusion exists only for left-handed electrons and right-handed positrons. Figure 2 shows the same time evolution of precisions as figure 1, but with a splitting of (67.5%,22.5%,5%,5%).

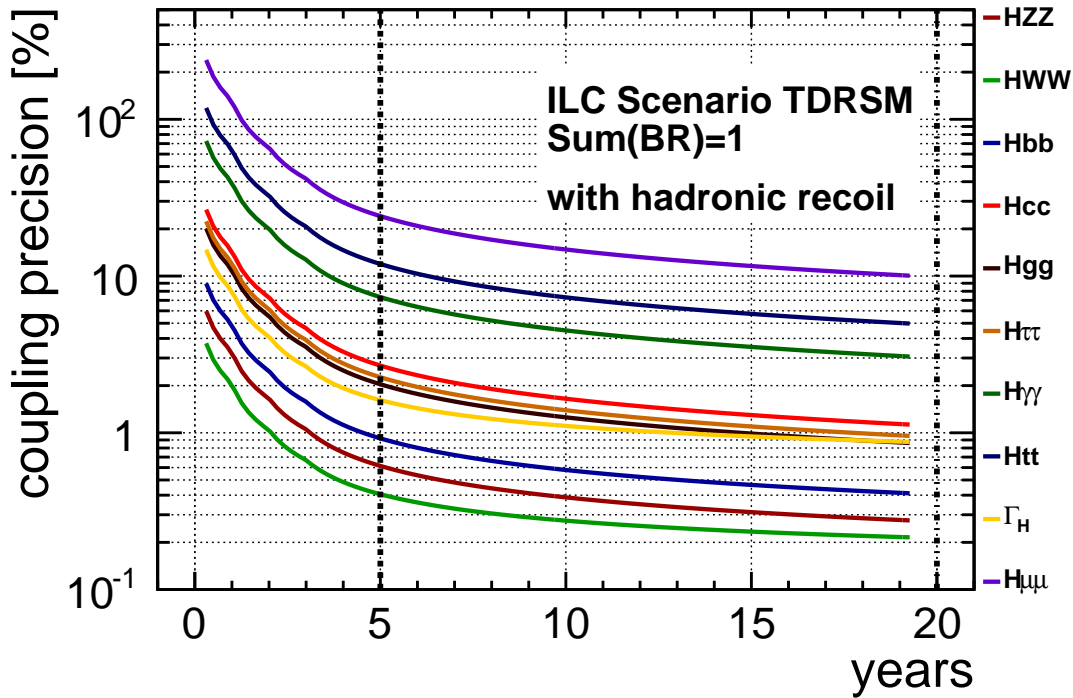


Figure 2: Statistical uncertainty of Higgs couplings in the TDR baseline ILC operating at $\sqrt{s} = 500$ GeV as a function of real time, including ramp-up as discussed in section 3, with a luminosity splitting between beam helicities of (67.5%,22.5%,5%,5%).

The largest improvement occurs as expected for g_{HWW} , which after 5 years reaches a precision of $\sim 0.4\%$, to be compared to $\sim 0.5\%$ with (40%,40%,10%,10%) (c.f. fig 1). We conclude that this improvement does not outweigh the expected loss of sensitivity in other physics, e.g.

\sqrt{s}	integrated luminosity with $\text{sgn}(P(e^-), P(e^+)) =$			
	(-,+)	(+,-)	(-,-)	(+,+)
	[fb ⁻¹]	[fb ⁻¹]	[fb ⁻¹]	[fb ⁻¹]
250 GeV	1350	450	100	100
350 GeV	135	45	10	10
500 GeV	1600	1600	400	400

Table 3: Integrated luminosities per beam helicity configuration resulting from the fractions in table 2 in scenario H-20.

Dark Matter searches or measurement of the top quark couplings. Thus, we apply the helicity sharing listed in table 2 for all scenarios.

Table 3 shows an example case of the resulting integrated luminosities per center-of-mass energy and helicity configuration for the scenario H-20.

It must be stressed once more that a key asset of the ILC is its flexibility. For all center-of-mass energies, further discoveries at the LHC or the results of the first ILC runs could lead to modifications of the ideal sharing between helicity fractions. Such changes in the run plan can easily be accommodated based on future physics results.

2.2 Operation Scenarios

The total integrated luminosities presented in section 2.1 are collected at different stages of the machine in different periods of time, leading to what we refer to as “running scenarios”. In this section, we propose a few examples of such running scenarios to be evaluated from the physics perspective.

We concentrate on two main parameters to vary:

- The time before the luminosity upgrade [7]: Scenarios H-20 and I-20 foresee the luminosity upgrade after approximately 8 years, while scenario G-20 assumes the luminosity upgrade later, only after accumulating two more years of integrated luminosity at 500 GeV, after 10 years.
- The final accumulation of integrated luminosity per energy: Scenario G-20 includes only small data sets at 250 and 350 GeV and focusses on collecting the largest possible luminosity at the top baseline energy. In contrast, scenarios H-20 and I-20 illustrate the effect of taking a large dataset at 250 GeV or 350 GeV, respectively.

In this we apply the following guidelines/restrictions:

- All scenarios are limited to about equal total operation times near 20 years, before a possible 1 TeV upgrade or other running options.

- All scenarios assume that an integrated luminosity of at least 200 fb^{-1} will be collected at the top threshold near $\sqrt{s} = 350 \text{ GeV}$. Current studies [9] indicate that the top mass measurement from a scan of the production threshold becomes theoretically limited for 100 fb^{-1} . In order to allow for data taking with other polarisations, collection of control samples and further improvements of the theoretical calculations we assume here a minimum of 200 fb^{-1} . We assume that this will be done with the 500 GeV machine operated at a reduced gradient, after an initial exploration of the physics landscape at $\sqrt{s} = 500 \text{ GeV}$ and with a well run-in machine.
- At each \sqrt{s} , the total integrated luminosities given below should be understood to be split up between the four possible beam helicity configurations as specified in section 2.1.
- In order to give a complete picture of the potential of the ILC, we include a luminosity upgrade and the possibility to provide collisions at more than 5 Hz, when surplus RF and cryogenic power allows.
- The exact details of the very long term program will depend on future developments at early stages of the ILC, at the LHC and possibly other scientific results. Thus we do not speculate here about the possible variations beyond a ~ 20 year program, in particular the upgrade to $\sqrt{s} = 1 \text{ TeV}$. However we note that some measurements of the 500 GeV program could be done even better at $\sqrt{s} = 1 \text{ TeV}$. Thus a realisation of the 1-TeV-upgrade could replace part of the required luminosity at $\sqrt{s} = 500 \text{ GeV}$.
- Further discoveries, in particular also at the initial run of ILC500, will change the details and might add the necessity to run at additional intermediate energies, either for scanning production thresholds of new particles, or for disentangling several states close by in mass. We discuss possible modifications of the proposed scenarios in view of discoveries in section 6.
- We do not list here physics running at the Z-pole or at the WW-threshold. However we note that their physics program should be pursued at some point, where the timing will depend on the outcome of an initial running at $\sqrt{s} = 500 \text{ GeV}$. Optimal luminosities at these energies ($\sqrt{s} < 200 \text{ GeV}$) will require machine upgrades from the TDR design.
- Runtime on the Z-pole for calibration is also not included. This may be needed annually for detector calibration (e.g. of the momentum scale of the tracking detectors). *Here, more precise specifications from the experiments are needed in order to assess the amount of data needed for reaching which level of calibration precision.*
- The details about the time lines for these scenarios including ramp-up and upgrade-installation times will be presented in section 3.

Table 4 shows the integrated luminosities and real time required for each stage of the running scenarios presented here. The time estimates include ramp-up efficiencies and installation times for upgrades. Table 5 summarizes the run times of the scenarios defined in table 4.

The motivations for each of these scenarios are as follows:

	Stage	500			500 LumiUP		
Scenario	\sqrt{s} [GeV]	500	350	250	500	350	250
G-20	$\int \mathcal{L} dt$ [fb $^{-1}$]	1000	200	500	4000	-	-
	time [years]	5.5	1.3	3.1	8.3	-	-
H-20	$\int \mathcal{L} dt$ [fb $^{-1}$]	500	200	500	3500	-	1500
	time [years]	3.7	1.3	3.1	7.5	-	3.1
I-20	$\int \mathcal{L} dt$ [fb $^{-1}$]	500	200	500	3500	1500	-
	time [years]	3.7	1.3	3.1	7.5	3.4	-

	Stage	500			500 LumiUP		
Scenario	\sqrt{s} [GeV]	250	500	350	250	350	500
Snow	$\int \mathcal{L} dt$ [fb $^{-1}$]	250	500	200	900	-	1100
	time [years]	4.1	1.8	1.3	3.3	-	1.9

Table 4: Final integrated luminosities and real time (calendar years) required for each stage of the running scenarios, including ramp up and installation times for upgrades. Not included: calibration and physics runs at Z pole and WW -threshold, scanning of new physics thresholds. The order of centre-of-mass energies for each scenario correspond to the sequence of operations for that scenario. The ‘‘Snow’’ scenario results in lower integrated luminosity due to the shorter assumed ‘‘real-time’’ of 13.7 years.

- Scenario G-20 emphasizes the data-taking at the top baseline energy. It starts with an initial run at $\sqrt{s} = 500$ GeV collecting 1 ab^{-1} , which is beneficial for early results on top electroweak couplings, the top Yukawa coupling, double Higgs production as well as for searches. This is followed by rather short dedicated runs at the top threshold and the Higgsstrahlung cross section maximum. After the luminosity upgrade, a very high-statistics dataset is collected at 500 GeV. This will result in a better final performance for all measurements which can only be carried out at $\sqrt{s} \geq 500$ GeV, in particular the top Yukawa coupling and the Higgs self-coupling. However this scenario fully relies on the hadronic recoil method to deliver sufficiently model-independent access to the Z -Higgs coupling *and* on the kinematic reconstruction of $H \rightarrow b\bar{b}$ and $H \rightarrow WW^*$ decays to enable a sufficiently precise measurement of the Higgs mass.
- Scenarios H-20 and I-20 have a slightly reduced amount of data at 500 GeV, which is complemented by substantial datasets at 250 and 350 GeV, respectively. In both cases, the initial run at $\sqrt{s} = 500$ GeV is shortened w.r.t. G-20, allowing for an earlier luminosity upgrade. This in turn enables the collection of large datasets at 250 (H-20) or 350 GeV (I-20) with only a moderate loss of integrated luminosity at $\sqrt{s} = 500$ GeV. Especially scenario H-20 with its substantial amount of data collected at $\sqrt{s} = 250$ GeV guarantees the fully model-independent profiling of the Higgs boson.
- The scenario ‘‘Snow’’ follows the scenario developed by the authors of the ILC Higgs Whitepaper for the Snowmass Community Study [8] in terms of the time ordering of the data-taking at different center-of-energies and in terms of total integrated luminosities. However, a run at the $t\bar{t}$ production threshold has been added. This scenario serves here for comparison purposes.

	total run time <i>before</i>	
	Lumi upgrade	potential TeV upgrade
Scenario	[years]	[years]
G-20	9.8	19.7
H-20	8.1	20.2
I-20	8.1	20.4
Snow	7.1	13.7

Table 5: Cumulative running times for the four scenarios, including ramp-up and installation of upgrades. Not included: calibration and physics runs at Z pole and WW -threshold or scanning of new physics thresholds.

3 Timelines of the running scenarios

The timelines for integrated luminosity for each of the operating scenarios (G-20, H-20, I-20 and Snow) are represented in Figures 3 through 6. Each figure provides a graph of integrated luminosity versus calendar time at the respective centre-of-mass energies (colour coded). Tables 6 through 9 show the detailed definition of each of the scenario timelines.

These timelines have been derived under the following assumptions:

Basic assumptions

- All plots are presented in calendar years.
- A full calendar year is assumed to represent eight months running at an efficiency of 75% (the RDR assumption). This corresponds approximately to $Y = 1.6 \times 10^7$ seconds of integrated running. (This is significantly higher than a Snowmass year of 10^7 seconds.)
- $t = 0$ (start of Year 1) is the start of running for physics. Year 0 ($-1 \leq t < 0$), directly after construction, is assumed to be for machine commissioning only (not shown in the plots).
- If the peak instantaneous luminosity is L , then the nominal integrated luminosity for a fully-operational calendar year is $\int \mathcal{L} dt = L \times Y$. For any given calendar year during a period of ramp-up, the integrated luminosity for that year is $f \times \int \mathcal{L} dt$, where f is the ramp fraction associated with that year ($f \leq 1$).

Peak luminosity assumptions

The peak luminosities used for each centre-of-mass energy are based on the numbers published in the ILC TDR. However, the published figures all assume 5 Hz collision rates. In the following scenarios, advantage has been taken of the reduced linac electrical power and cryogenic loads at low-gradient operation to allow 10-Hz and 7-Hz running at 250 GeV and

350 GeV centre-of-mass running respectively. For the main linac higher-rate collisions are feasible since all linac RF hardware has been designed for a maximum 10-Hz operation. For the baseline luminosity beam currents (1312 bunches per pulse), the sources and damping rings are also capable of 10-Hz operation. However, for the luminosity upgrade (2625 bunches per pulse), installation of additional damping ring RF beyond what has been specified in the TDR would be required. All other sub-systems should be able to cope with the increase in repetition rate and high beam currents, but this remains to be confirmed. It should be noted that 10-Hz collisions at 250 GeV centre-of-mass energy excludes the 10-Hz positron production mode as described in the TDR, and a longer positron-production undulator would be required, for which tunnel space is already foreseen in the baseline design.

Ramp-up assumptions

- A ramp-up of luminosity performance is in general assumed after: (a) initial construction and after ‘year 0’ commissioning; (b) after a downtime for a luminosity upgrade; (c) a change in operational mode which may require some learning curve (e.g. going to 10-Hz collisions).
- A ramp is defined as a set of ramp factors f , one factor for each consecutive integral calendar year at the beginning of a specific run.
- For the initial physics run after construction and year 0 commissioning, the RDR ramp of 10%, 30%, 60% and 100% over the first four calendar years is always assumed (all scenarios).
- The ramp after the shutdown for installation of the luminosity upgrade is assumed slightly shorter (10%, 50%, 100%) with no year 0.
- Going down in centre of mass energy from 500 GeV to 350 GeV or 250 GeV is assumed to have no ramp associated with it, since there is no modification (shutdown) to the machine.
- Going to 10-Hz operation at 50% gradient does assume a ramp however (25%, 75%, 100%), since 10-Hz affects the entire machine including the damping rings and sources etc.

	\sqrt{s}	$\int \mathcal{L} dt$	L_{peak}	Ramp				T	T_{tot}	Comment
	[GeV]	[fb ⁻¹]	[fb ⁻¹ /a]	1	2	3	4	[a]	[a]	
Physics run	500	1000	288	0.1	0.3	0.6	1.0	5.5	5.5	TDR nominal at 5 Hz
Physics run	350	200	160	1.0	1.0	1.0	1.0	1.2	6.7	TDR nominal at 5 Hz
Physics run	250	500	240	0.25	0.75	1.0	1.0	3.1	9.8	operation at 10 Hz
Shutdown								1.5	11.3	Luminosity upgrade
Physics run	500	4000	576	0.1	0.5	1.0	1.0	8.4	19.7	TDR lumi-up at 5 Hz

Table 6: Scenario G-20: Sequence of energy stages and their real-time conditions.

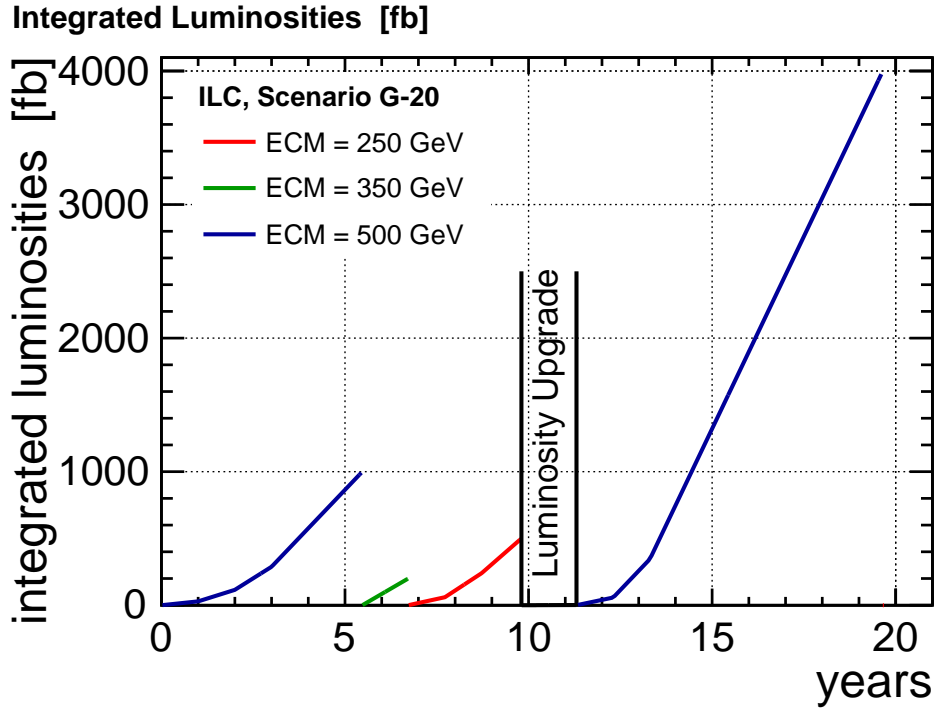


Figure 3: Accumulation of integrated luminosity versus real time for scenario G-20.

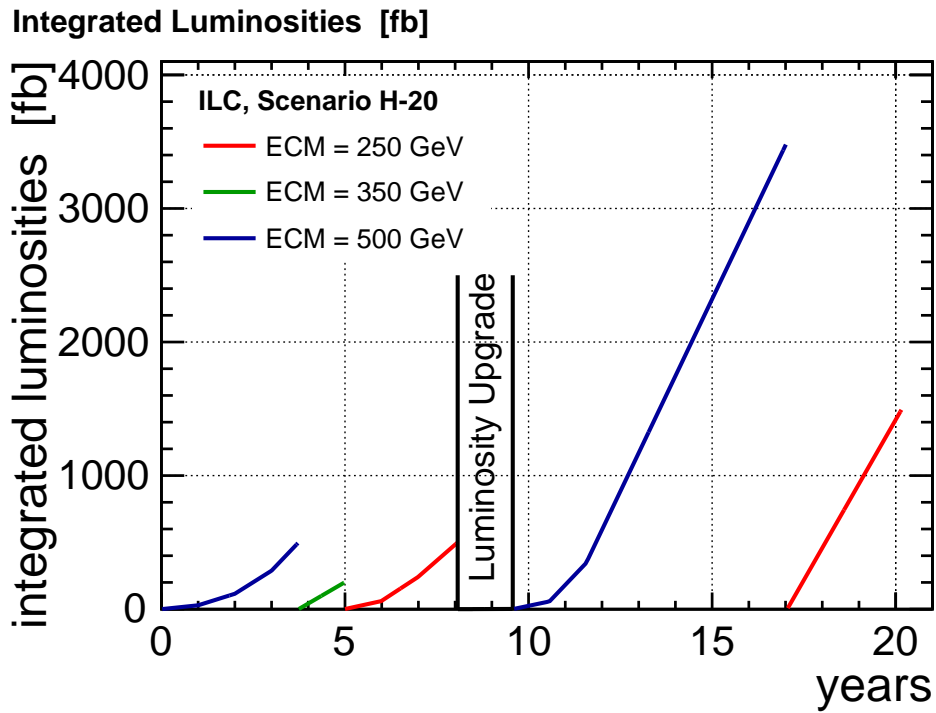


Figure 4: Accumulation of integrated luminosity versus real time for scenario H-20.

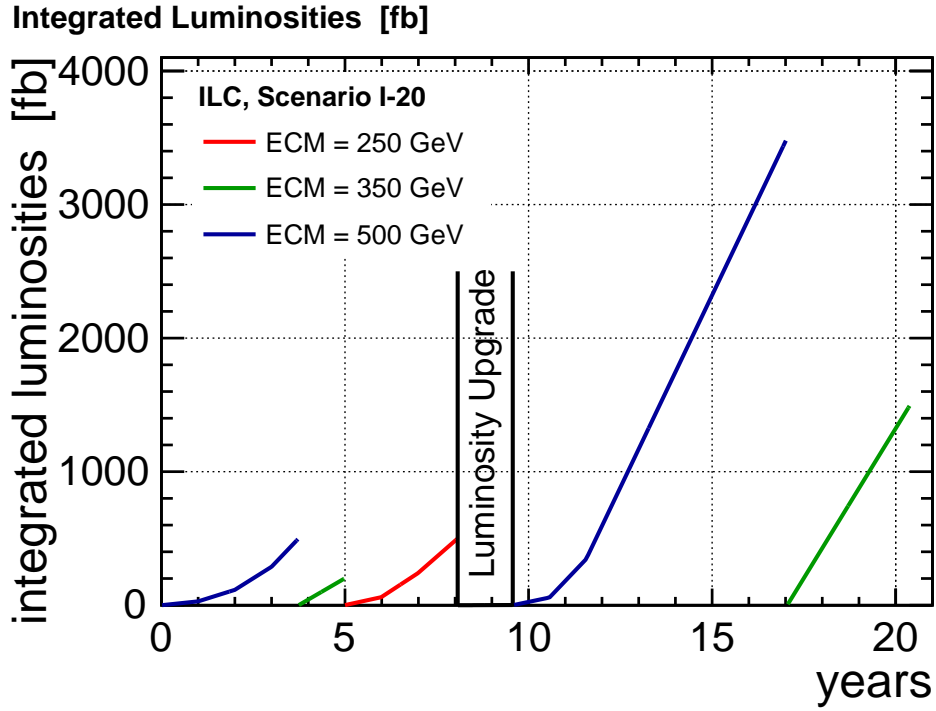


Figure 5: Accumulation of integrated luminosity versus real time for scenario I-20.

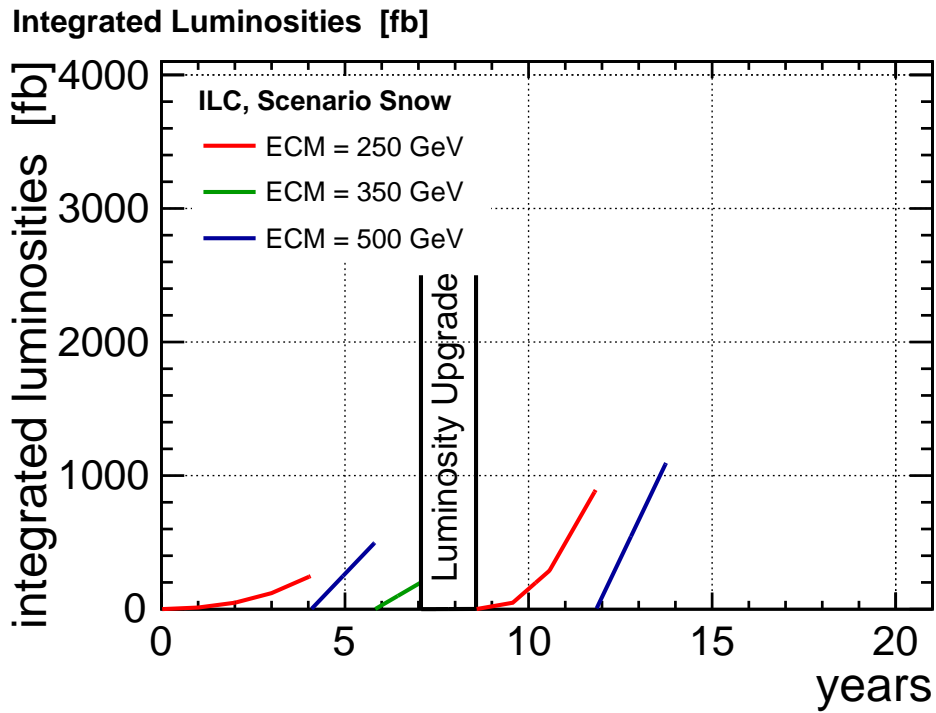


Figure 6: Accumulation of integrated luminosity versus real time for scenario Snow.

	\sqrt{s}	$\int \mathcal{L} dt$	L_{peak}	Ramp				T	T_{tot}	Comment
	[GeV]	[fb ⁻¹]	[fb ⁻¹ /a]	1	2	3	4	[a]	[a]	
Physics run	500	500	288	0.1	0.3	0.6	1.0	3.7	3.7	TDR nominal at 5 Hz
Physics run	350	200	160	1.0	1.0	1.0	1.0	1.3	5.0	TDR nominal at 5 Hz
Physics run	250	500	240	0.25	0.75	1.0	1.0	3.1	8.1	operation at 10 Hz
Shutdown								1.5	9.6	Luminosity upgrade
Physics run	500	3500	576	0.1	0.5	1.0	1.0	7.4	17.0	TDR lumi-up at 5 Hz
Physics run	250	1500	480	1.0	1.0	1.0	1.0	3.2	20.2	lumi-up operation at 10 Hz

Table 7: Scenario H-20: Sequence of energy stages and their real-time conditions.

	\sqrt{s}	$\int \mathcal{L} dt$	L_{peak}	Ramp				T	T_{tot}	Comment
	[GeV]	[fb ⁻¹]	[fb ⁻¹ /a]	1	2	3	4	[a]	[a]	
Physics run	500	500	288	0.1	0.3	0.6	1.0	3.7	3.7	TDR nominal at 5 Hz
Physics run	350	200	160	1.0	1.0	1.0	1.0	1.3	5.0	TDR nominal at 5 Hz
Physics run	250	500	240	0.25	0.75	1.0	1.0	3.1	8.1	operation at 10 Hz
Shutdown								1.5	9.6	Luminosity upgrade
Physics run	500	3500	576	0.1	0.5	1.0	1.0	7.4	17.0	TDR lumi-up at 5 Hz
Physics run	350	1500	448	1.0	1.0	1.0	1.0	3.4	20.4	lumi-up operation at 7 Hz

Table 8: Scenario I-20: Sequence of energy stages and their real-time conditions.

Shutdowns

- A major 18 month shutdown is assumed for the luminosity upgrade.
- The shutdown is for the TDR luminosity upgrade, where the number of bunches per pulse is increased from 1312 to 2625. This requires the installation of an additional 50% of klystrons and modulators, as well as the possible installation of a second positron damping ring. It is assumed that linac and damping ring installation occur in parallel and do not interfere with each other.
- This down-time may be on the optimistic side, but would appear to be roughly consistent with the TDR construction installation rates, assuming that the same level of manpower is available, and that all the necessary components for installation are (mostly) available at the time the shutdown starts.

4 Time Development of Physics Results

In this section we present some examples of how important physics results evolve in time for the three scenarios presented above. All plots in this section are preliminary since not all analyses involved have been finished yet, so that some measurements are extrapolated, e.g. from other center-of-mass energies.

4.1 Higgs couplings to fermions and gauge bosons

	\sqrt{s}	$\int \mathcal{L} dt$	L_{peak}	Ramp				T	T_{tot}	Comment
	[GeV]	[fb ⁻¹]	[fb ⁻¹ /a]	1	2	3	4	[a]	[a]	
Physics run	250	250	120	0.1	0.3	0.6	1.0	4.1	4.1	TDR nominal at 5 Hz
Physics run	500	500	288	1.0	1.0	1.0	1.0	1.7	5.8	TDR nominal at 5 Hz
Physics run	350	200	160	1.0	1.0	1.0	1.0	1.3	7.1	TDR nominal at 5 Hz
Shutdown								1.5	8.6	Luminosity upgrade
Physics run	250	900	480	0.1	0.5	1.0	1.0	3.0	11.8	lumi-up operation at 10 Hz
Physics run	500	1100	576	1.0	1.0	1.0	1.0	2.0	13.8	TDR lumi-up at 5 Hz

Table 9: Scenario Snow: Sequence of energy stages and their real-time conditions.

Figures 7 and 8 show the current snapshot of available Higgs studies interpreted in a fully model-independent global fit. It is in many cases based on the same full-simulation studies used in the Snowmass ILC Higgs Whitepaper [8]. However at the time of Snowmass, studies at $\sqrt{s} = 350$ GeV were not yet available, as well as results for $m_h = 125$ GeV and other beam polarisations then $P(e^-, e^+) = (-80\%, +30\%)$. These have been added meanwhile and their preliminary results are included in our fits. In appendix A, we give the full set of $\sigma \times BR$ projections which we use as input to the coupling fit.

Another development since Snowmass are recent studies [10] which showed that a measurement of the Higgstrahlung cross section using the events with a Higgs recoiling from the hadronic decay of the Z boson (referred to as the hadronic recoil measurement) can be performed in a nearly model-independent way at $\sqrt{s} = 350$ GeV, in the sense that detection efficiencies for SM Higgs decays differ by no more than 7%. This translates into a systematic error for the model-dependency of less than 11% of the statistical uncertainty [11]. Therefore we generally include the hadronic recoil measurements in the coupling fits.

Another method is to use the constraint $\sigma(ZH) = \sum_i \sigma(ZH) \cdot BR_i$, where the sum is over all Higgs decays, including Beyond the Standard Model (BSM) decays. This constraint is model independent if the measurement error for the branching ratio of BSM Higgs decays is included in the fit. If in the future an analysis can deliver a precision of $BR(H \rightarrow BSM) < 0.9\%$ at 95% C.L., then this constraint can lead to further improvements in the Higgs coupling precision [12].

The scenarios G-20, H-20 and I-20 show rather similar performance. At a closer look, G-20 performs slightly worse for most couplings due to the later luminosity upgrade and thus somewhat lower integrated luminosities. Scenarios H-20 and I-20, which differ only in a final longer run at $\sqrt{s} = 250$ GeV vs 350 GeV, look almost identical. However since at the time of writing this document it has not yet been demonstrated that the Higgs mass can be measured with sufficient precision from kinematic reconstruction (c.f. 4.2), we conservatively consider H-20 the preferred scenario.

The scenario ‘‘Snow’’ differs most from the other scenarios due to its initial run at $\sqrt{s} = 250$ GeV, which is beneficial for the precision on the HZZ coupling. Most other coupling precisions are limited by the knowledge of the HWW coupling or by statistics, and thus only reach their full potential once $\sqrt{s} \geq 350$ GeV. Obviously the direct measurement of the top Yukawa coupling is only possible once $\sqrt{s} \geq 500$ GeV. Thus the early physics output will be limited when starting operation at $\sqrt{s} = 250$ GeV.

Figures 9 and 10 directly compare the performance of the four scenarios in case of g_{HZZ} , g_{HWW} , y_b and y_t . Figures 11 and 12 show the same results but on a linear scale in order to

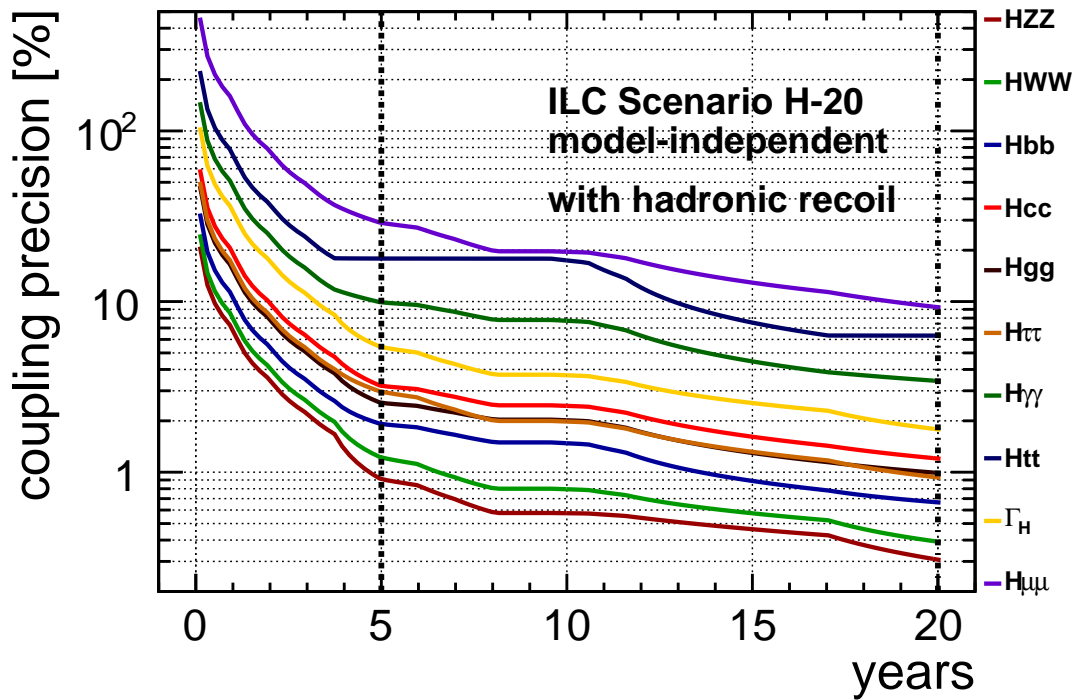
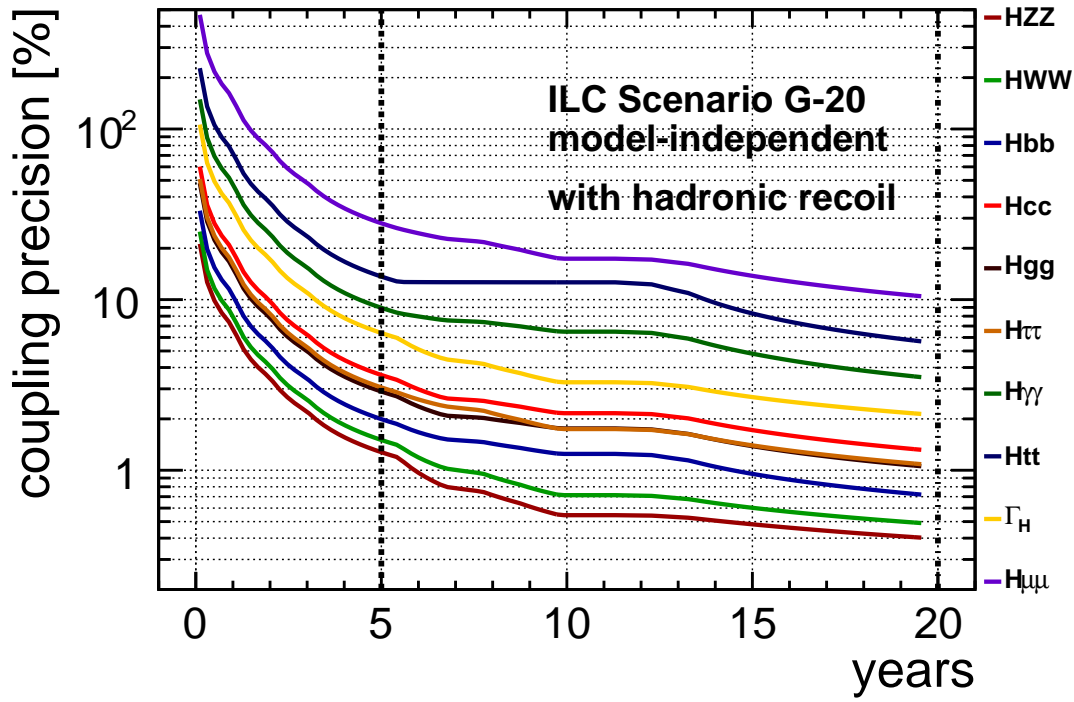


Figure 7: Time evolution of precision on various couplings of the Higgs boson in the scenarios G-20 and H-20.

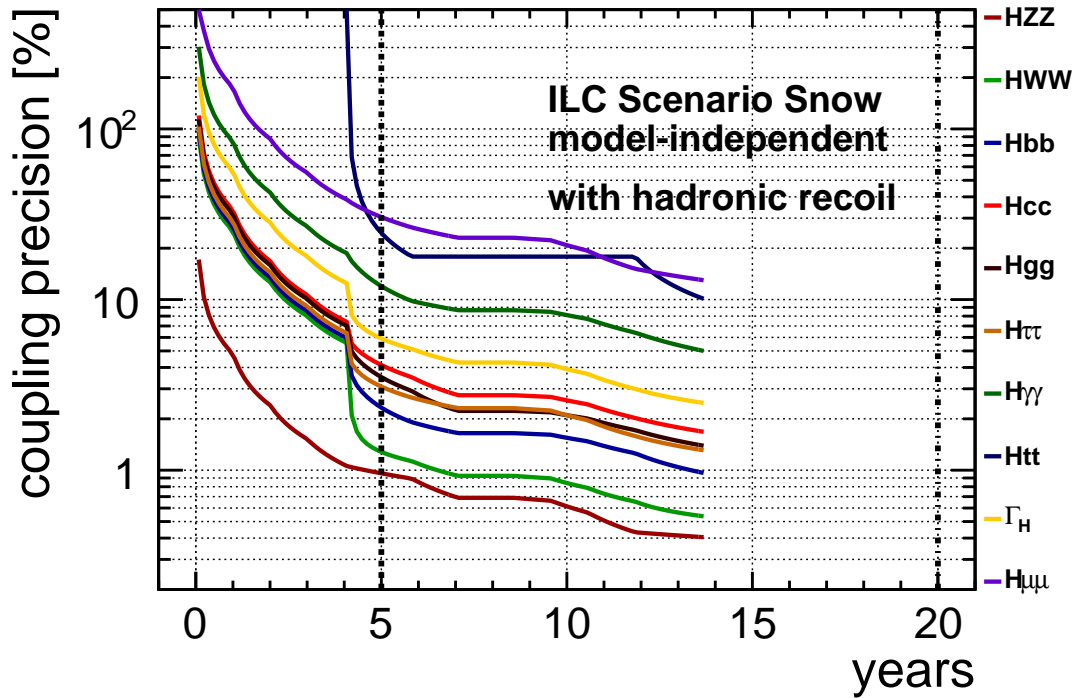
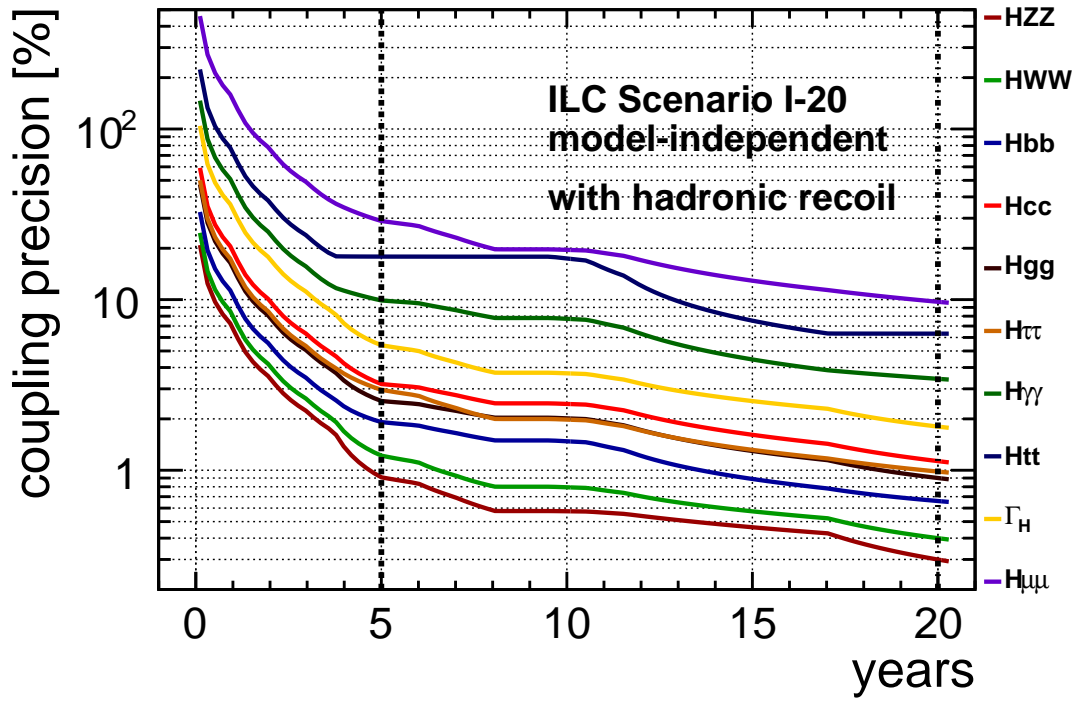


Figure 8: Time evolution of precision on various couplings of the Higgs boson in the I-20 and Snow scenarios.

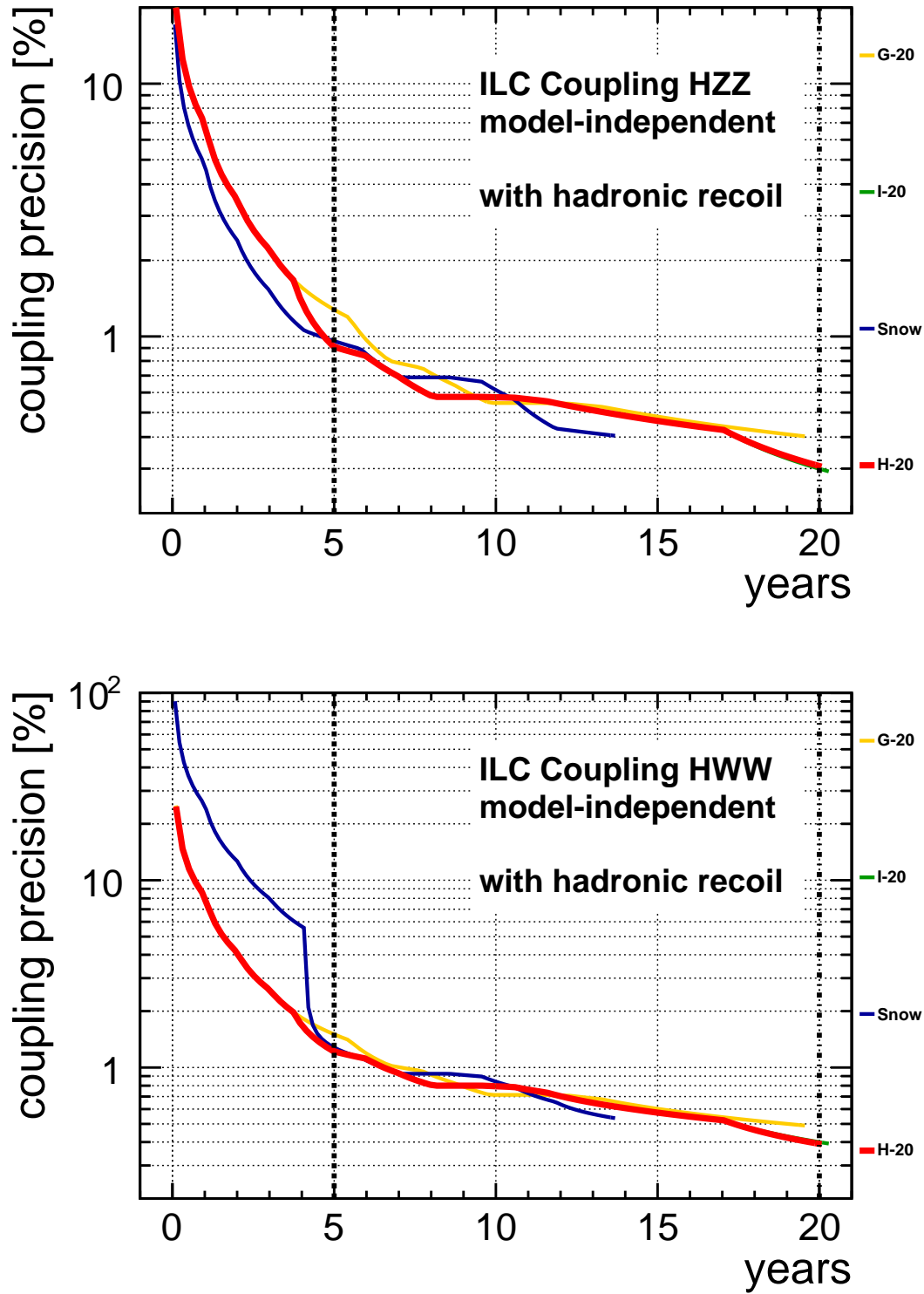


Figure 9: Time evolution of precision on g_{HZZ} and g_{HWW} in all four scenarios.

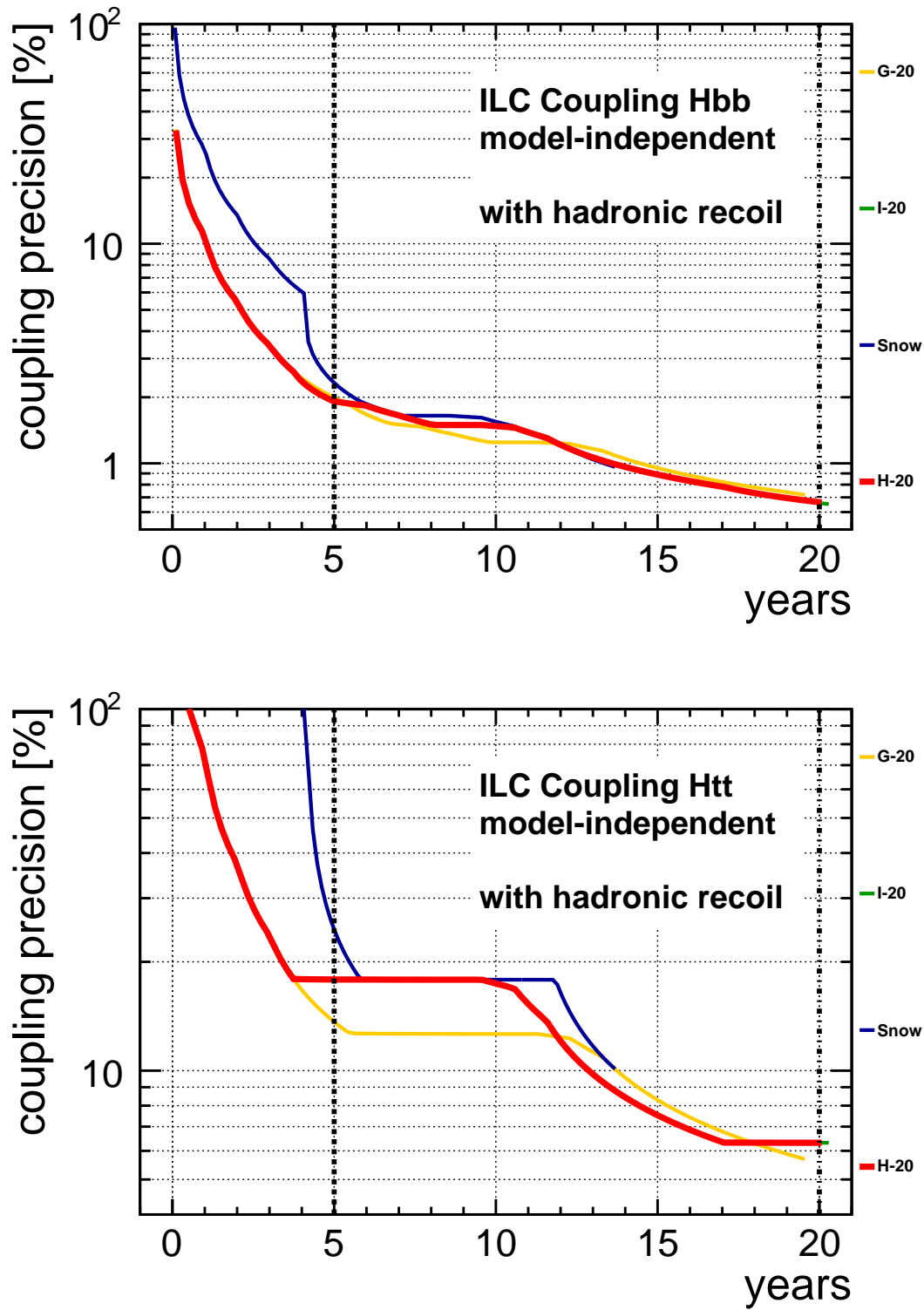


Figure 10: Time evolution of precision on g_{Hbb} and g_{Htt} in all four scenarios.

give a clearer picture of the precision evolution in the final years. These figures illustrate that an early run at lower energies as in scenario “Snow” is beneficial for early precision on g_{HZZ} , while the other couplings profit more from starting at 500 GeV. Clearly scenario G-20 gives the best precision of the top Yukawa coupling before the luminosity upgrade. It is interesting to note that although g_{HWW} profits significantly from initial operation at 500 GeV (c.f. Fig 9 scenario “Snow” vs the others), it finally becomes limited by the knowledge on g_{HZZ} . Thus, also the precision on g_{HWW} improves significantly from a final high-luminosity run at 250 GeV (c.f. Fig 11 scenario H-20 vs G-20).

4.2 Higgs mass

Besides being an important parameter of the Standard Model in its own right, the mass of the Higgs boson enters into the calculation of the phase space for Higgs decays, in particular for decays into WW and ZZ . Thus the uncertainty on the Higgs mass translates into a parametric uncertainty on the couplings extracted from the measurements of these decay modes. An uncertainty of $\delta M_H = 200$ MeV (the LHC expects to reach this level of precision or better [13]) has been estimated to cause an uncertainty of 2.2% and 2.5% on the partial widths of $H \rightarrow WW$ and $HH \rightarrow ZZ$, respectively [8]. If one would like to keep the parametric uncertainty on these observables at the level of 0.2%, $\delta M_H = 20$ MeV would be required. Currently the only way to reach this level of precision which has been demonstrated in full detector simulation is the Higgs recoil mass measurement with $Z \rightarrow \mu\mu$ at $\sqrt{s} = 250$ GeV. With a momentum scale calibration from $Z \rightarrow \mu\mu$ at the Z pole and an in-situ beam energy calibration from $\mu\mu\gamma$ events, systematic uncertainties should be controlled at the 1 MeV level [14]. Figure 13 shows the luminosity scaling of Higgs recoil mass uncertainty. With 500 fb^{-1} of data collected at $\sqrt{s} = 250$ GeV, $\delta M_H = 25$ MeV is reached. In addition, preliminary studies of direct reconstruction of the Higgs mass from its decays to $b\bar{b}$ and WW at $\sqrt{s} = 500$ GeV show a competitive potential [14]. These studies should be substantiated in the future.

4.3 Electroweak couplings of the top quark

The precision measurement of the electroweak couplings of the top quark is a key item on the ILC physics program. It requires beam polarisation in order to disentangle the couplings to the Z boson and to the photon, which have different chiral properties. Besides being an important test of the Standard Model in its own right, the top quark couplings are a prime indicator for physics beyond the SM. Due to its uniquely large mass and thus its particularly strong coupling to the Higgs boson there is a strong motivation to expect that new phenomena would become visible first in the top sector.

Figures 14 and 15 show the time evolution expected for the left-handed top coupling based on [16]. It also shows as an example the sensitivity to the mass scale of new physics in a Extra-Dimension model derived from excluding deviations of the left-handed top coupling from its Standard Model prediction [17]. In this model, indirect sensitivity for new physics can extend easily into the 10 – 15-TeV regime, which is beyond the reach of direct searches for resonances at the HL-LHC, which has been estimated to 5 – 6 TeV [18]. The measurement of the electroweak couplings of the top quark requires at least $\sqrt{s} > 450$ GeV.

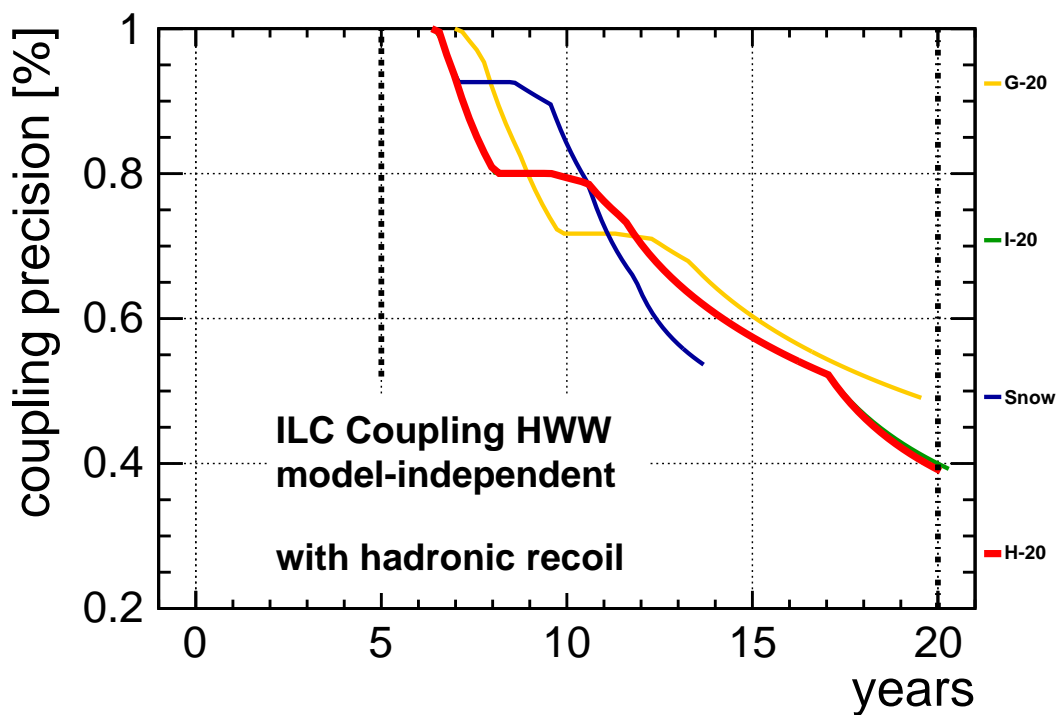
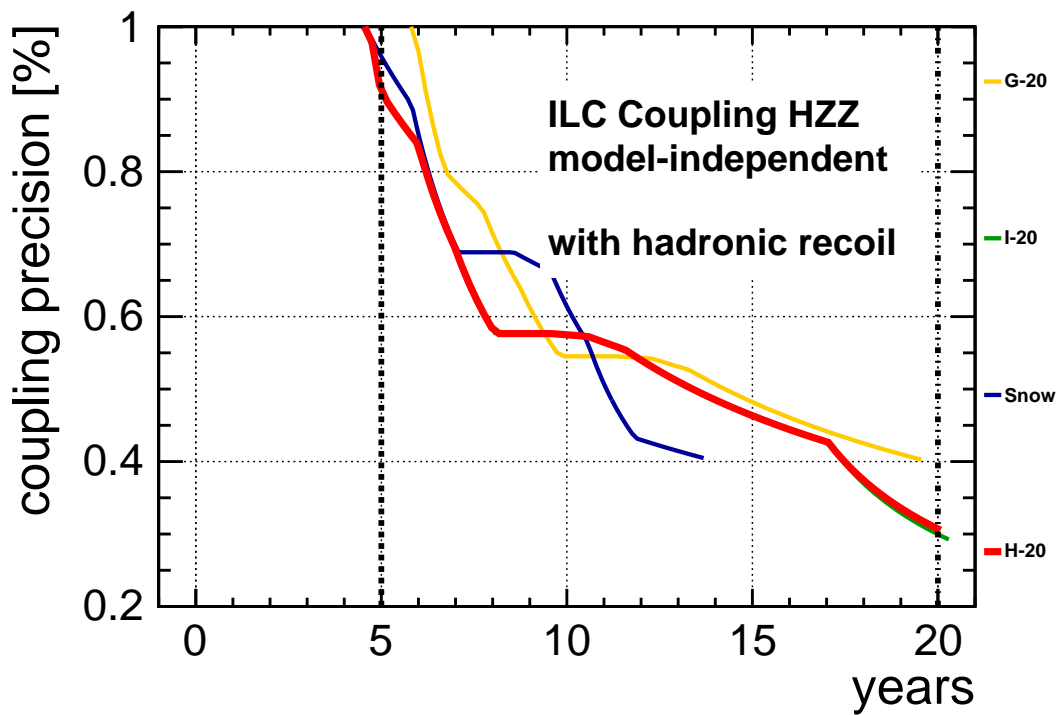


Figure 11: Zoom into the time evolution of precision on g_{HZZ} and g_{HWW} in all four scenarios on a linear scale.

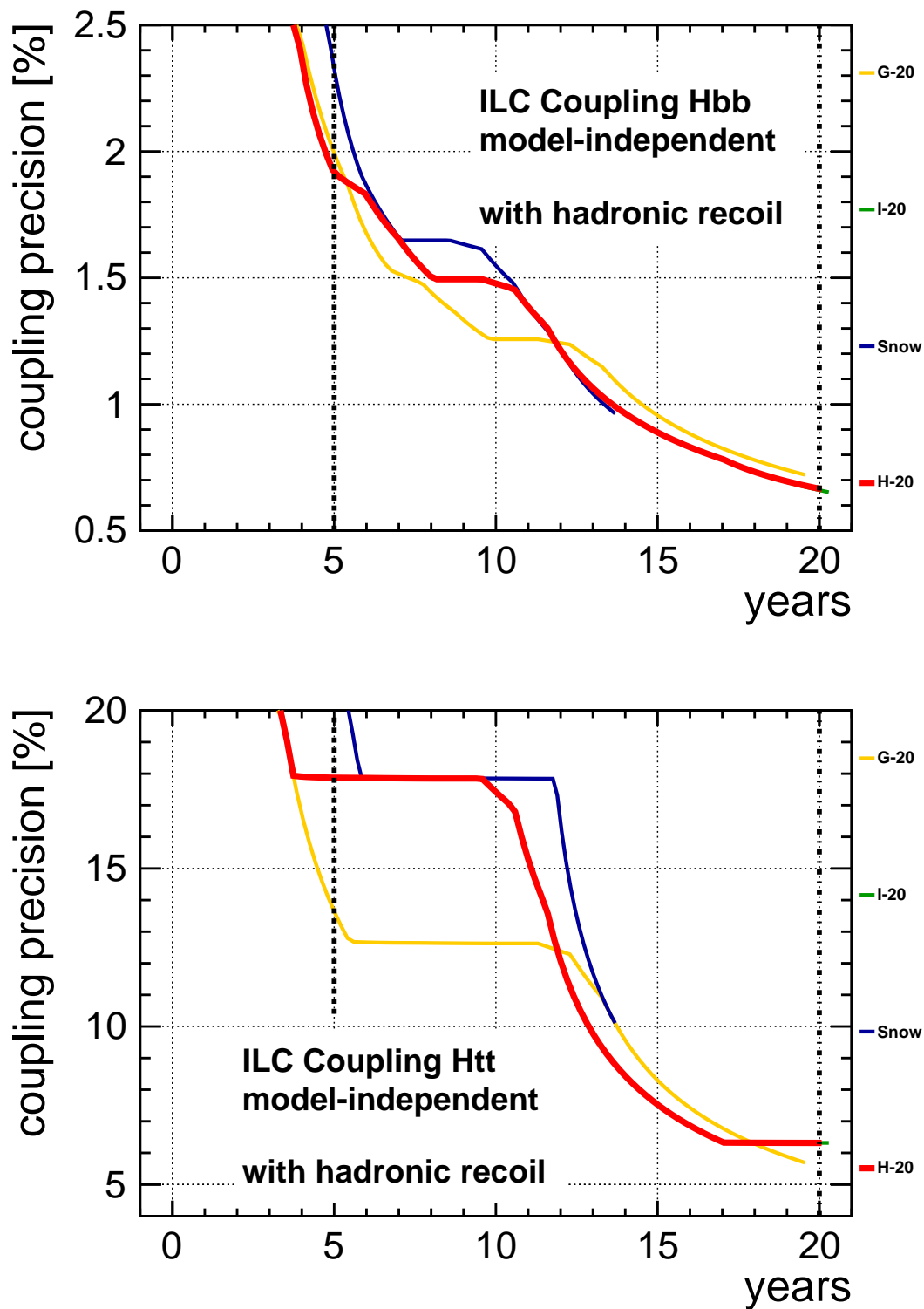


Figure 12: Zoom into the time evolution of precision on $g_{H_{bb}}$ and $g_{H_{tt}}$ in all four scenarios on a linear scale.

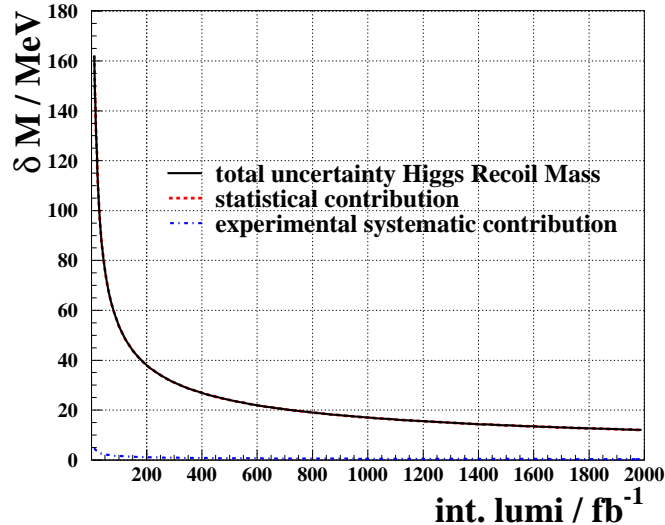


Figure 13: Luminosity scaling of the Higgs recoil mass measurement at $\sqrt{s} = 250$ GeV. Based on [15] and [14].

4.4 Higgs self-coupling

As a final corner stone of the Higgs mechanism, a non-zero value of the Higgs self-coupling needs to be established. It has been claimed that a few per mille measurement of the HZZ coupling can probe the Higgs self-coupling at the 30% level through radiative corrections [19]. However, an anomalous HZZ coupling can arise from any number of sources, of which the Higgs self-coupling is but one. An unambiguous tree-level probe of the Higgs self-coupling requires a measurement of the double Higgs production cross section. At the High-Luminosity LHC, double Higgs production could eventually be observed in the $\gamma\gamma b\bar{b}$ final state, however current fast simulation studies are rather pessimistic [20]. At the ILC, double Higgs production can be observed for $\sqrt{s} \geq 450$ GeV, but also here the measurement is challenging and requires a large amount of luminosity.

A detailed study based on full simulation of the ILD detector concept at $\sqrt{s} = 500$ GeV originally assuming $m_H = 120$ GeV [21] has been updated recently [22] to $m_H = 125$ GeV. Preliminary results have been obtained for both unlike-sign helicity configurations of the beams, showing only a slight preference for left-handed electrons and right-handed positrons. Combining the $HH \rightarrow b\bar{b}b\bar{b}$ and $HH \rightarrow b\bar{b}WW^*$ channels, a precision of 30% has been demonstrated in full detector simulation assuming an integrated luminosity of 4 ab^{-1} , shared equally between $P(e^-e^+) = (\pm 80\%, \mp 30\%)$. Recently, several opportunities to improve the sensitivity of the analyses have been identified and are currently being implemented. We include the estimated impact of these improvements in our plots.

The left-hand panel of figure 16 shows the time evolution of the precision on the Higgs self-coupling for the scenarios G-20, H-20, I-20 and Snow. The helicities are chosen according to table 2. Before the luminosity upgrade, the precision is modest, but after the full H-20 program, a precision of 27% can be reached [4]. This would clearly demonstrate the existence of the Higgs self-coupling. The green line indicates for comparison the precision that would be reached with the 1 TeV ILC upgrade. Here, a precision of 10% or better can be achieved.

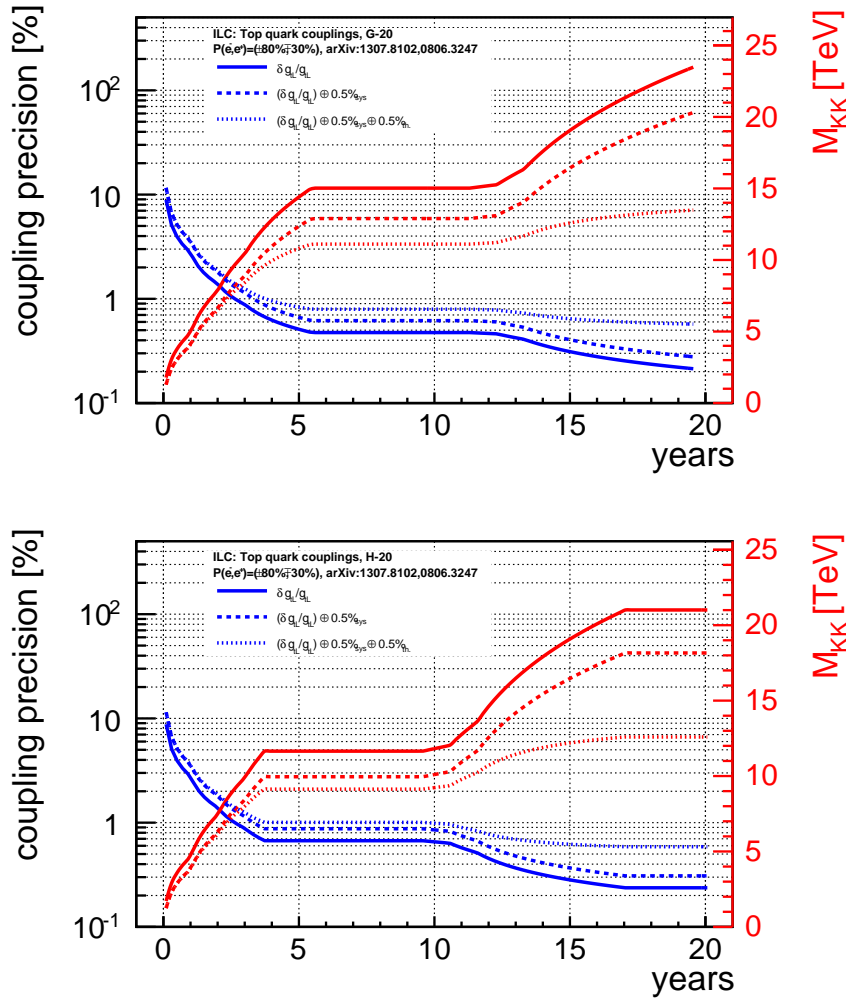


Figure 14: Time-evolution of left-handed top coupling and derived from this the sensitivity to the mass scale of Kaluza-Klein excitations in an extra-dimension model [17] for scenarios G-20 and H-20.

These numbers can be contrasted with expectations from various extensions of the Standard Model. While only very small deviations are expected in the MSSM, deviations of 20% or more can be expected from models of electroweak baryogenesis [23], as shown in the right-hand panel of figure 16.

In addition, it should be kept in mind that the double Higgs production mechanisms at the two center-of-mass energies are very different. In particular, the sign of the interference term is different for double Higgsstrahlung and double Higgs production in WW -fusion. This means that a deviation of λ from its Standard Model value will lead to a larger cross-section for one process and a smaller cross-section for the other. Thus both measurements are complementary in their sensitivity to new physics.

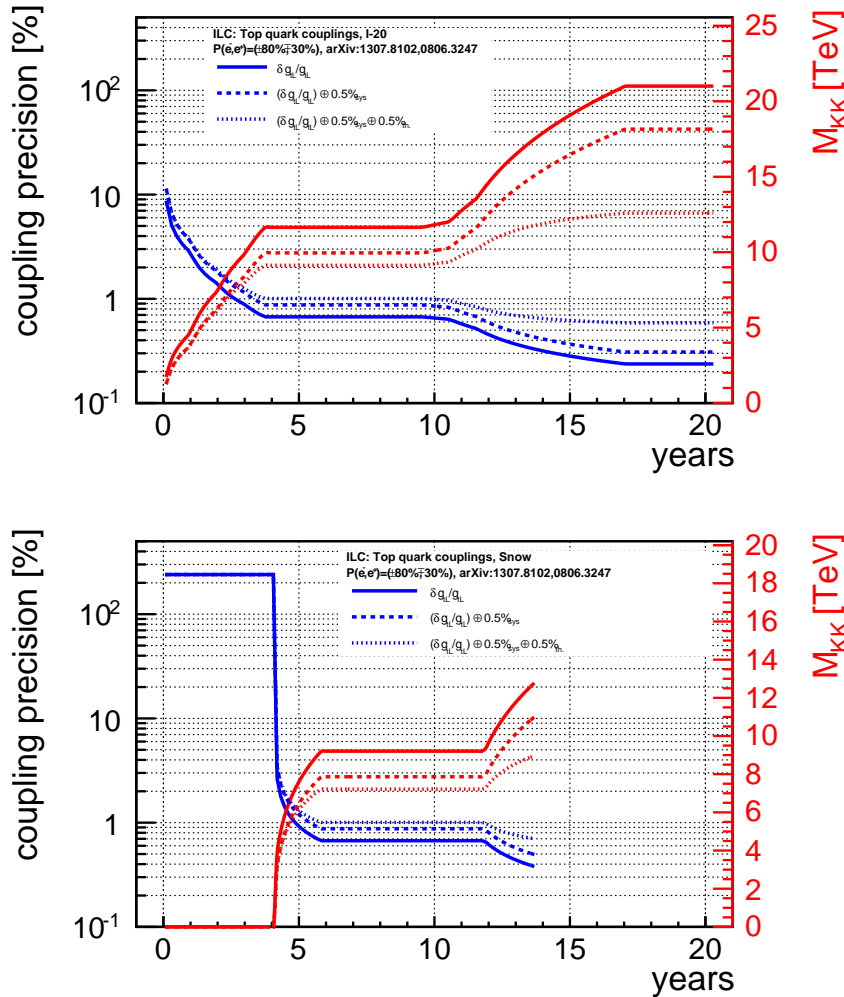


Figure 15: Time-evolution of left-handed top coupling and derived from this the sensitivity to the mass scale of Kaluza-Klein excitations in an extra-dimension model [17] for scenarios I-20 and Snow.

4.5 Natural supersymmetry: light higgsinos

Among of the prime motivations to expect physics beyond the Standard Model is the so-called hierarchy problem. It arises in the Standard Model since the mass of the Higgs boson as elementary scalar receives large corrections from quantum loops. Due to the large difference between the electroweak scale and the Planck scale, where gravity becomes strong, a fine-tuning of parameters to about 34 digits would be required in order to keep the Higgs boson mass close to the electroweak scale, where it has been observed now by the LHC.

In Supersymmetry, the corresponding loop-diagrams with supersymmetric partner cancel the corrections, up to a small rest depending on the mass differences between the SUSY particles and their SM partners. If the masses of some SUSY particles become too large, again a certain amount of fine-tuning creeps in, albeit at much smaller levels than in the pure SM. SUSY models which try to minimize the amount of fine-tuning needed to stabilize the Higgs (and also the Z) boson mass have been titled “Natural Supersymmetry”.

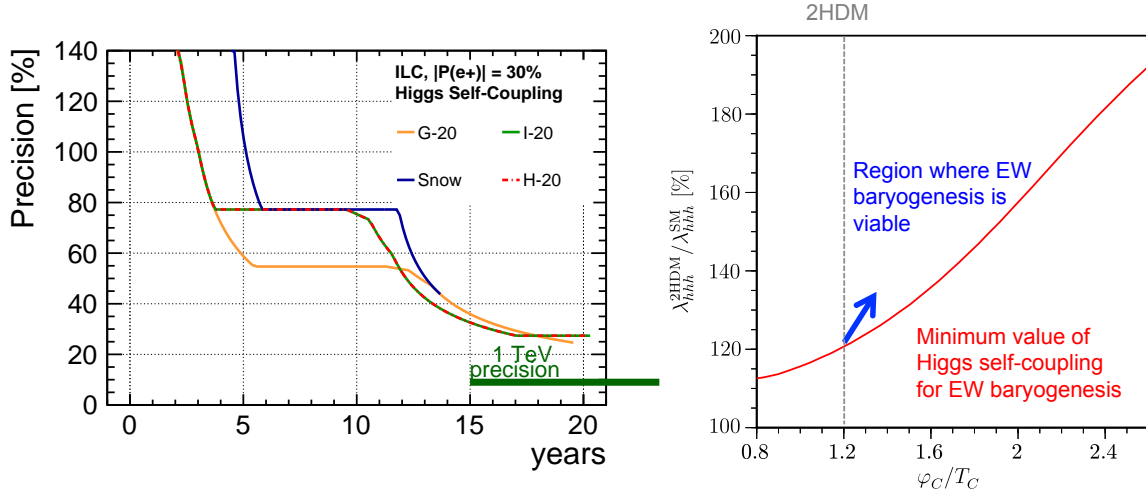


Figure 16: Left: Time evolution of the precision on the Higgs self-coupling for various running scenarios, based on the existing full simulation results exploiting the decay modes $H \rightarrow b\bar{b}$ and $H \rightarrow WW$, including an estimate of the effect of the ongoing analysis improvements (kinematic fitting, matrix element method, colour singlet jet clustering.) The green line shows for comparison the precision for the 1 TeV upgrade. Right: Example of allowed values of the Higgs self-coupling in Two-Higgs-Doublet-Models with electroweak baryogenesis normalised to the SM value [23]. The minimal deviation is in the order of 20%, but the Higgs self-coupling could also be twice as high as in the SM.

The most basic prediction of Natural SUSY models is that the lightest SUSY particles are a triplet of Higgsinos, whose mass is given by the non-SUSY-breaking parameter μ . The mass splitting within the triplet is inversely proportional to the SUSY-breaking gaugino mass parameter $m_{1/2}$. Coloured SUSY particles can be much heavier, with the \tilde{t}_1 mass between 1 and 2 TeV and the gluino mass in the 1.5 – 5 TeV range [24].

It has been shown that these light Higgsinos can be observed at the ILC, including precise measurements of their properties [25]. At the LHC with $\sqrt{s} = 14$ TeV, they can be easily observed in cascade decays if the gluino is light enough, i.e. $m_{1/2} \lesssim 0.7$ TeV assuming gaugino mass unification, c.f. the left part of figure 17. This can be extended somewhat by same-sign dilepton searches to about 0.9 TeV. In contrast, the range of the ILC is nearly independent of $m_{1/2}$, actually in the benchmark points studied in [25] $m_{1/2}$ was approximately 5 TeV. The green shaded area indicates the region of parameter space in which the Dark Matter relic density is not larger than the observed value, while the read lines indicate the degree of fine-tuning (the lower Δ_{EW} the less fine-tuning). With $\sqrt{s} = 500$ GeV, the ILC and LHC14 together cover nearly all the region with a fine-tuning less than 30, while ILC with $\sqrt{s} = 1$ TeV probes the region up to $\Delta_{EW} = 75$.

At the ILC, Higgsinos would be discovered very quickly once they are kinematically accessible. This is illustrated in the right part, which shows the discovery reach as a function of time for our running scenarios. With the integrated luminosities of the full ILC program, the Higgsinos masses and cross-sections could then be measured to the level of 1% or better, which enables to prove that the discovered particles are indeed Higgsinos, to determine the parameters

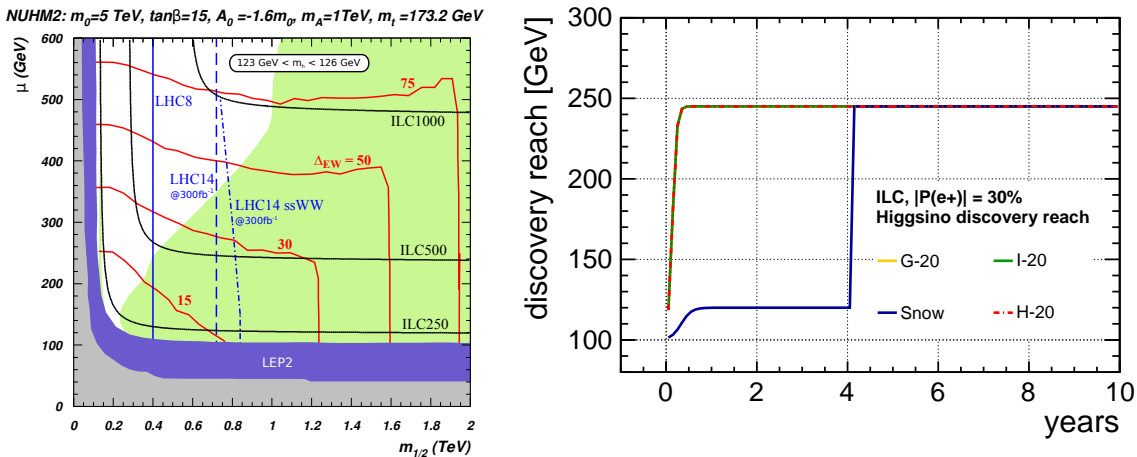


Figure 17: Left: Discovery reach of LHC and ILC in the μ vs $m_{1/2}$ plane. The ILC covers substantial parameter space with low fine-tuning inaccessible to the LHC. Further description see text. From [26]. Right: Time evolution of Higgsino discovery reach in different ILC running scenarios.

of the underlying model and e.g. to constrain the gaugino mass parameters even if they are in the multi-TeV regime. We point out that polarised beams are essential for this enterprise.

Obviously, reaching the highest possible center-of-mass energy as early as possible is desirable in terms of discovery potential of the machine, not only in case of Higgsinos, but also in view of other electroweak states with small mass differences which could escape detection at the LHC.

4.6 WIMP Dark Matter

One of the prime tasks of current and future colliders is to identify the nature of Dark Matter. WIMP Dark Matter can be searched for at colliders in a rather model-independent manner by looking for mono-jet or mono-photon events. Figure 18 compares actual LHC results, LHC projections and ILC projections. For the ILC, an integrated luminosity of 3.5 ab^{-1} is assumed at $\sqrt{s} = 500 \text{ GeV}$, and the result is shown for different polarisation sharings. Note that data-taking with like-sign polarisation configurations is important in particular for the case of an axial-vector-type of interaction between the WIMPs and SM particles. For WIMP masses well below the kinematic limit, the reach in the effective operator scale (thus the scale of new physics) is basically independent of the WIMP mass.

Figure 19 shows the time evolution of the reach in new physics scale Λ in our running scenarios, taking as example the vector operator case and a WIMP mass of 10 GeV . Again it can be seen easily that early operation at high center-of-mass energies is preferred. The right panel of figure 19 illustrates the loss in sensitivity if all data were collected exclusively with $P(e^-, e^+) = (-80\%, +30\%)$.

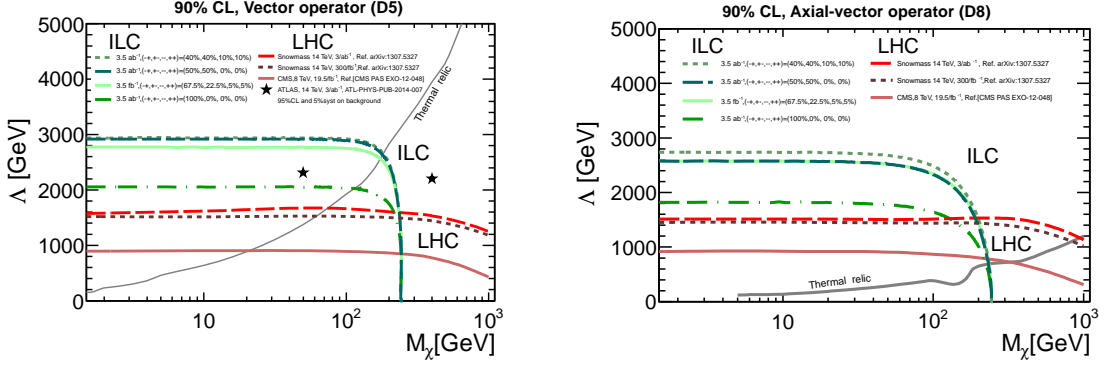


Figure 18: 90% CL reach for WIMP dark matter at LHC and ILC in the plane of effective operator scale vs WIMP mass. Left: For a vector operator mediating the WIMP interaction. Right: For an axial-vector operator mediating the WIMP interaction.

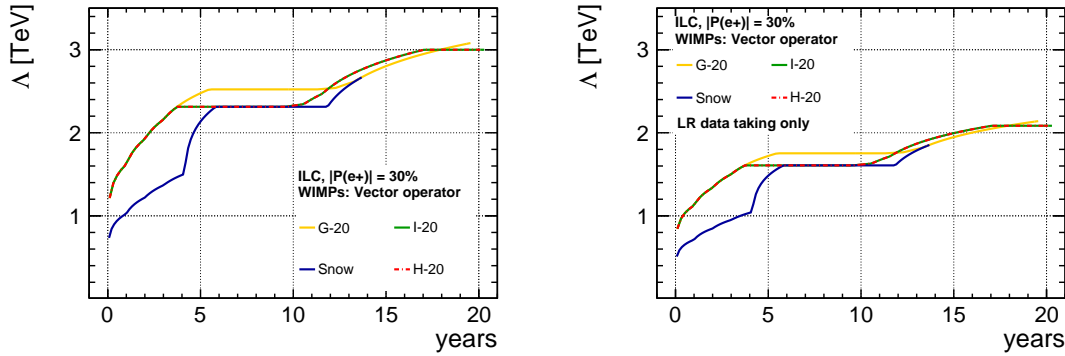


Figure 19: 90% CL reach for WIMP dark matter at ILC for a WIMP mass of 10 GeV in the vector operator case in our running scenarios. Left: Polarisation sharing as proposed in table 2. Right: All data taken with $P(e^-, e^+) = (-80\%, +30\%)$.

5 Maximum Centre-of-Mass Energy Reach of ~ 500 GeV ILC and the Top Yukawa Coupling

The top Yukawa coupling is measured at the ILC from the process $e^+e^- \rightarrow t\bar{t}h$, which opens kinematically at around $\sqrt{s} = 475$ GeV. Full detector simulation studies showed that at $\sqrt{s} = 500$ GeV, the top Yukawa coupling can be determined with a precision of 9.9% based on an integrated luminosity of 1 ab^{-1} with $P(e^-, e^+) = (-80\%, +30\%)$ [27]. In terms of the running scenarios proposed in this document, this translates into final precisions between 5% and 7%, c.f. Figures 10 and 12.

Figure 20 shows the relative cross section for $t\bar{t}h$ production as a function of \sqrt{s} , which shows that it is still steeply rising at $\sqrt{s} = 500$ GeV, increasing nearly four-fold by $\sqrt{s} = 550$ GeV. Since at the same time the main backgrounds, e.g. from non-resonant tbW and $t\bar{t}b\bar{b}$ production, decrease, the precision on the top Yukawa coupling improves by better than a factor of two w.r.t. $\sqrt{s} = 500$ GeV for the same integrated luminosity. This significant improvement

in the important top Yukawa coupling parameter motivates serious consideration of extending the upper center-of-mass reach of the nominally 500 GeV ILC to about 550 GeV.

On the other hand it should be noted that for $\sqrt{s} < 500$ GeV the cross-section drops quickly. For $\sqrt{s} = 485$ GeV, a reduction of 3% in \sqrt{s} , the uncertainty of the top Yukawa would be twice as large as at $\sqrt{s} = 500$ GeV. Thus reaching at least $\sqrt{s} = 500$ GeV is essential to be able to perform a meaningful measurement of the top Yukawa coupling.

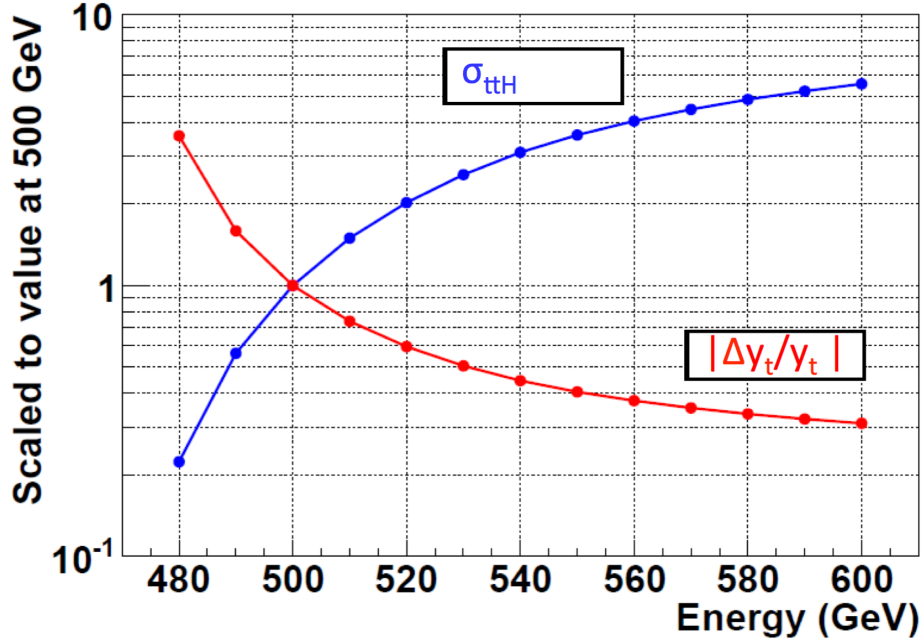


Figure 20: Relative cross section and top Yukawa coupling precision versus centre-of-mass energy, extrapolated based on scaling of signal and main background cross-sections.

6 Modifications of Running Scenarios in Case of New Physics

The above running scenarios have been derived based on the particles we know today. However there are many good reasons to expect discoveries of new phenomena at the LHC or the ILC itself. Obviously, such a discovery would lead to modifications of the proposed running scenarios. Since the possibilities are manifold, we outline here the basic techniques which exploit the tunability of centre-of-mass energy and beam helicities at the ILC in order to characterize new particles. In practice, the initial run at $\sqrt{s} = 500$ GeV would serve as a scouting run. Careful analysis of these data will then give some first information, which would guide the optimisation of the running program for the following years.

Threshold Scans

As in the case of the top quark or the W boson, threshold scans are also important tools for a precise determination of the masses of new particles. This has been studied in the literature

mainly for the example of supersymmetry, in particular for sleptons, but also for charginos and neutralinos. In the case of e.g. a smuon, a threshold scan with a moderate integrated luminosity of 90 fb^{-1} yields a mass measurement of the smuon to better than 0.2%, while 500 fb^{-1} with $P(e^-, e^+) = (+80\%, -30\%)$ at $\sqrt{s} = 500 \text{ GeV}$ yields an uncertainty which is about a factor of 2.5 larger [28].

In our scenario H-20, for instance, the mass of the right-handed smuon would be known to about 800 MeV from the 200 fb^{-1} taken with this polarisation during the first 4 years of ILC operation. This would set the energy points to scan at a later time in order to improve the precision by about a factor of 4 within a few months of running. It should be noted that depending on the exact masses, the data from such a scan can also be interesting for various other physics. Similar improvements are expected for scans of neutralino and chargino thresholds. The importance of the gain in precision for the determination of the parameters of the underlying model has recently be highlighted e.g. in [29].

Even more fundamentally, the shape of the threshold allows an unambiguous determination of the spin of the produced particles [30, 31]. This is an essential ingredient to demonstrating - or falsifying - the supersymmetric nature of the new particle!

Operation with Different Beam Helicities

Once a new particle has been discovered, it is not sufficient to determine its mass. Also its couplings, and especially their chiral properties need to be investigated. The key to this enterprise are the polarised beams of the ILC: whether it is supersymmetry or some other kind of new physics, the measurement of all four polarised cross sections will give unique insights to the nature of the new physics.

An example is the case of generic WIMP dark matter from section 4.6, which could be observed and characterized in a mono-photon type of analysis via the energy spectrum of the associated initial state radiation, and which has been studied e.g. in [32, 33]. In such a case, it could become important to take more data in the like-sign helicity combinations in order to obtain the full picture of the chiral couplings for a model-independent analysis.

But also in supersymmetry there are interesting cases where like-sign helicity data will give decisive clues: For instance the mixed production of left- and right-handed selectrons in $e_L^+ e_L^- \rightarrow \tilde{e}_R^+ \tilde{e}_L^-$ and $e_R^+ e_R^- \rightarrow \tilde{e}_L^+ \tilde{e}_R^-$ proceeds exclusively via t -channel neutralino exchange. Since the higgsino component has an extremely small contribution due to the tiny Yukawa coupling of the electron, the measurements of these cross sections will give important insights into the mixing nature of the neutralinos [34]. This in turn is a key ingredient on predicting e.g. the dark matter relic density in order to identify the LSP as the dark matter particle.

Operation at Specific Centre-of-Mass Energies

In many cases, 500 GeV will not be the optimal center-of-mass energy to scrutinize a specific process. For instance in all cases which rely on the recoil of an invisible (dark matter) or nearly invisible system against initial state radiation, data taking near the threshold leads to

an improved recoil mass resolution and to a larger dependency of the cross section on model parameters. This is in particular true for the case of light, near degenerate higgsinos [25], as they are predicted in natural supersymmetry.

Another example occurs in case of several new particles with similar final state products or complicated decay chains. In such cases, when new physics becomes a background to itself, the ability to tune the centre-of-mass energy so that only a part of the spectrum is kinematically accessible can be the key to precision measurements. An example is the cross section measurement of $e^+e^- \rightarrow \tilde{\tau}_1 \tilde{\tau}_2$, which gives a handle on the mixing in the $\tilde{\tau}$ sector: if $e^+e^- \rightarrow \tilde{\tau}_2 \tilde{\tau}_2$ is kinematically allowed, the mixed process is nearly impossible to fish out of the pair production background, obstructing this important measurement [35].

As opposed to threshold scans, these close-to-threshold operation points are not required to be exactly at the threshold. Thus, suitable energies can be identified in view of the whole physics program, so that also these energies are useful for many different measurements. In the higgsino case [25], for instance, the close-to-threshold energy has been set to 350 GeV. While H-20 foresees only very little luminosity at 350 GeV, sufficient for the top threshold scan, more data at this energy can also be used efficiently for a large variety of Higgs measurements. Thus, new physics will not necessarily require additional single-purpose runs, but will primarily lead to a reoptimisation of the whole running program, shifting the choices suggested here from today's perspective.

7 Other Centre-of-Mass Energies

$$\sqrt{s} = 1 \text{ TeV}$$

As already pointed out above in case of the Higgs self-coupling, an extension of the ILC to $\sqrt{s} = 1 \text{ TeV}$ offers significant improvements for many Standard Model precision measurements including the Higgs boson properties. In addition it immensely enlarges the reach of the ILC for direct production of new particles, in particular Dark Matter candidates. Therefore, the compatibility of the ILC baseline design with a later upgrade to 1 TeV should be preserved.

WW-threshold, Z-pole for physics, Z-pole for calibration

Beyond the physics goals in the 250-500 GeV energy range that have primarily been the focus of the discussion in the previous sections, lower energy operation of the ILC must be considered for a number of important purposes, also discussed in [36]:

1. Precision measurements of the W boson mass at the W pair threshold near $\sqrt{s} = 161 \text{ GeV}$ could reach the few MeV regime. This measurement is qualitatively unique since it is subject to orthogonal experimental systematic uncertainties compared to kinematic reconstruction of the W mass in the continuum, and since it has a direct theoretical interpretation.

2. Ultra-precise measurement of the left-right asymmetry (A_{LR}) in the production of Z bosons at $\sqrt{s} = M_Z$ based on 10^9 Z decays (so-called Giga- Z) offers an important update of the SLD measurements of A_{LR} and its tension with the LEP forward-backward asymmetry measurements.
3. Operation of the ILC at $\sqrt{s} = M_Z$ also offers a valuable calibration tool even at lower luminosities than those required for the Giga- Z measurement. However SiD and ILD should quantify their needs more precisely.

We note that optimal luminosity performance at $\sqrt{s} < 200$ GeV will require a machine upgrade from the TDR design.

Target Integrated Luminosities and Polarisation Splitting

Table 10 shows proposed total target integrated luminosities for further options of the ILC program, in particular precision measurements at the Z pole and a W pair production threshold scan for a precision measurement of the W mass. The luminosities given here serve as guideline for future physics studies of these options. Preliminary estimates indicate that a threshold scan with an integrated luminosity of 500 fb^{-1} would offer the potential to determine m_W to the level of $1 - 2 \text{ MeV}$. 100 fb^{-1} at the Z pole corresponds to about 3×10^9 hadronic Z events, thus corresponds to the full GigaZ programme. We stress however that also a ten times or even a hundred times smaller number of polarised Z pole events would advance significantly our understanding of A_{LR} compared to the SLD measurement. Detailed requirements on the beam parameters for both centre-of-mass energies should be worked out in the future.

\sqrt{s}	90 GeV	160 GeV
$\int \mathcal{L} dt [\text{fb}^{-1}]$	100	500

Table 10: Proposed total target integrated luminosities for other \sqrt{s} .

Tables 11 suggests a luminosity sharing between the beam helicity configurations for these energies, while and 12 gives the corresponding absolute integrated luminosities per helicity configuration.

\sqrt{s}	fraction with $\text{sgn}(P(e^-), P(e^+)) =$			
	(-,+)	(+,-)	(-,-)	(+,+)
	[%]	[%]	[%]	[%]
1 TeV	40	40	10	10
90 GeV	40	40	10	10
160 GeV	67.5	22.5	5	5

Table 11: Relative sharing between beam helicity configurations proposed for low energy and 1 TeV running.

The exact priority of the low energy runs will largely depend on the future results of the LHC and the first round of ILC operation. The longer a direct discovery of new physics evades experimental proof, the more relevant ultra-precise measurements of the most fundamental parameters of the Standard Model will become.

\sqrt{s}	integrated luminosity with $\text{sgn}(P(e^-), P(e^+)) =$			
	(-,+)	(+,-)	(-,-)	(+,+)
	[fb ⁻¹]	[fb ⁻¹]	[fb ⁻¹]	[fb ⁻¹]
1 TeV	3200	3200	800	800
90 GeV	40	40	10	10
160 GeV	340	110	25	25

Table 12: Integrated luminosities per beam helicity configuration resulting from the fractions in table 11.

8 Conclusions

This report summarizes studies of possible operating scenarios for the 500 GeV ILC, the collider describing in the ILC TDR. The preferred scenario is H-20. After starting operation at the full centre-of-mass energy of 500 GeV, running is planned at 250 and 350 GeV before the collider luminosity is upgraded for intense running at 500 GeV and at 250 GeV. This scenario (H-20) optimizes the possibility of discoveries of new physics while making the earliest measurements of the important Higgs properties. It includes a sizable amount of data taken at $\sqrt{s} = 250$ GeV, since based on current knowledge this is the only proven way to guarantee a fully model-independent precision determination of the Higgs mass and its coupling to the Z boson.

We note the physics impact of the ILC is significantly improved if the maximum energy of the ~ 500 GeV ILC is stretched to ~ 550 GeV where the top Yukawa precision is more than a factor of two times better than at 500 GeV.

This report emphasizes the physics that we are absolutely certain will be done with the ILC and the operational accelerator plans for achieving the best outcomes for that physics. This physics includes precision measurements of the Higgs boson, the top quark, and possibly measurements of the W and Z gauge bosons. While this certain program provides a compelling and impactful scientific outcome, discoveries by the LHC or the early running of the ILC could expand the scientific impact of the ILC even further. There are existing scientific motivations to anticipate such possibilities. Such discoveries could alter the run plan from that described by H-20, as operations at our near the threshold of a pair-produced new particle, for example, would be added, a capability that is one of the particular operational strengths of the ILC.

Acknowledgement

Many members of the ILC community contributed to this report by valuable discussions as well as sharing of results and code. In particular we'd like to thank Mikael Berggren, Roberto Contino, Christophe Grojean, Benno List, Maxim Perelstein, Michael Peskin, Roman Pöschl, Juergen Reuter, Tomohiko Tanabe, Mark Thomson, Junping Tian, Graham Wilson and all members of the LCC Physics Working Group.

A Input Precisions to the Higgs Coupling Fit

The accuracies for the cross section and $\sigma \cdot BR$ measurements used in the Higgs coupling fits for this paper are summarized in Table 13 for the reference luminosities and energies used in the actual simulation studies. Many of the results were obtained from the Snowmass ILC Higgs White Paper [8]. Since Snowmass 2013 Higgstrahlung cross section measurement using hadronic Z decays have been developed for $\sqrt{s} = 250$ GeV [37] and $\sqrt{s} = 350$ GeV [10], and many studies discussed in the Snowmass ILC Higgs White Paper have been reanalyzed for $\sqrt{s} = 350$ GeV and/or a Higgs mas of 125 GeV. All analyses have been performed assuming a beam polarisation of $P(e^-, e^+) = (-80\%, +30\%)$. A snapshot of all updates at the time of writing of this report can be found in [38]. Results for the opposite combination, $P(e^-, e^+) = (+80\%, -30\%)$ have been obtained by scaling factors derived from polarisation dependence of the signal and main background processes. Typically, they are 1 for ZH production, while for WW fusion signals a factor 4 is assumed. The limits on invisible Higgs have been analysed for both helicities, and $P(e^-, e^+) = (+80\%, -30\%)$ has been found to yield more stringent limits, corresponding to a scaling factor of 0.7. For the simulation study of $t\bar{t}h$ production, $P(e^-, e^+) = (+80\%, -30\%)$ has been found to perform worse than the reference polarisation $P(e^-, e^+) = (-80\%, +30\%)$ by a factor of 1.36. Within the global fit, all measurements are scaled to the desired integrated luminosities and polarisation sharings before extracting the coupling precisions for a given combination of datasets.

$\int \mathcal{L} dt$ at \sqrt{s}	250 fb ⁻¹ at 250 GeV		330 fb ⁻¹ at 350 GeV		500 fb ⁻¹ at 500 GeV		
$P(e^-, e^+)$	(-80%, +30%)						
production	Zh	$v\bar{v}h$	Zh	$v\bar{v}h$	Zh	$v\bar{v}h$	$t\bar{t}h$
$\Delta\sigma/\sigma$	[39] 2.0%	-	[10, 40] 1.6%	-	3.0	-	-
BR(invis.) [41]	< 0.9%	-	< 1.2%	-	< 2.4%	-	-
decay	$\Delta(\sigma \cdot BR)/(\sigma \cdot BR)$						
$h \rightarrow b\bar{b}$	1.2%	10.5%	1.3%	1.3%	1.8%	0.7%	28%
$h \rightarrow c\bar{c}$	8.3%	-	9.9%	13%	13%	6.2%	-
$h \rightarrow gg$	7.0%	-	7.3%	8.6%	11%	4.1%	-
$h \rightarrow WW^*$	6.4%	-	6.8%	5.0%	9.2%	2.4%	-
$h \rightarrow \tau^+\tau^-$	[42] 3.2%	-	[43] 3.5%	19%	5.4%	9.0%	-
$h \rightarrow ZZ^*$	19%	-	22%	17%	25%	8.2%	-
$h \rightarrow \gamma\gamma$	34%	-	34%	[44] 39%	34%	[44] 19%	-
$h \rightarrow \mu^+\mu^-$ [45]	72%	-	76%	140%	88%	72%	-

Table 13: Expected accuracies for cross section and cross section times branching ratio measurements for the 125 GeV Higgs boson as provided as input to the coupling fit. All values obtained from full detector simulation studies at the given reference values of energy, integrated luminosity and polarisation. For invisible decays of the Higgs, the number quoted is the 95% confidence upper limit on the branching ratio.

B Table of ILC projected uncertainties

In this appendix, we list the current projections from the ILC detector groups for the expected accuracy with which the most important physics parameters constrained by the ILC will be measured. These numbers have been assembled by the LCC Physics Working Group [4], based on scenario H-20. We recommend that these numbers be used in discussions of the ILC physics prospects and in comparisons of the ILC with other proposed facilities.

Table 14 gives the corresponding projections for the uncertainties in physics parameters. The numbers listed are obtained from full-simulation analyses using the ILD and SiD detector models, described in [46]. For each number, we have given a reference in which the method is described. The actual number given may reflect more recent improvements in the analysis. The uncertainties include both expected statistical and systematic errors.

The estimated uncertainties for the Higgs boson couplings are based on a model-independent fit to ILC observables in which all individual couplings (including the loop-induced couplings to gg and $\gamma\gamma$) are varied independently. The total width of the Higgs boson is also taken as an independent variable, to account for exotic Higgs decays not constrained by any direct measurement. (Higgs decay to invisible states is directly observed using the hZ production process.) The constraints on the Higgs boson derived from this analysis are completely model-independent.

The second line for $g(h\gamma\gamma)$ assumes that the ILC data are combined with an LHC measurement of the ratio of branching ratios $\Gamma(h \rightarrow \gamma\gamma)/\Gamma(h \rightarrow ZZ^*)$ to 2% accuracy, as projected by the ATLAS collaboration for the High-Luminosity LHC [47]. This is the only place where combination with projected LHC results significantly improves the model-independent ILC results.

For comparison with results from hadron colliders, where a model-independent analysis is not possible, the 2013 Snowmass study [13] suggested a fit to observables in which one adds the model assumptions that $g(hc\bar{c})/g(ht\bar{t})$ and $g(h\mu\mu)/g(h\tau\tau)$ have their Standard Model values and that the Higgs boson has no invisible or exotic decays. The results of that analysis are given in Table 15.

Results from the analysis of measurements of the top quark threshold are dominated by theoretical systematic errors from the calculation of the threshold cross section shape. These errors are estimated conservatively based on a new calculation of this cross section at the N³LO level [48]. Measurements at any e^+e^- collider should show these same uncertainties.

The estimated uncertainties for the top quark couplings are analyzed in the following way [49]: First a fit is done with the four chirality-conserving couplings $g_L^\gamma, g_R^\gamma, g_L^Z, g_R^Z$ taken to be independent parameters and the chirality flip couplings taken to be zero. Then a fit is done with the chirality conserving parameters taken at their Standard Model values and the two CP-conserving chirality-flip parameters F_2^γ, F_2^Z taken as independent free parameters. For the high-luminosity estimates, we have conservatively added a 0.5% systematic uncertainty.

The limits on dark matter production are based on the same effective field theory analysis [50] as used in section 4.6. Dark matter pair production is represented by a contact interaction with the scale Λ ; the labels D5 and D8 refer to two possible spin structures. We emphasize that the effective field theory approximation is accurate in this analysis, while it is questionable in similar analyses for hadron colliders. The quoted limits are based on a full-simulation study described in Ref. [32].

Topic	Parameter	Initial Phase	Full Data Set	units	ref.
Higgs	m_h	25	15	MeV	[51]
	$g(hZZ)$	0.58	0.31	%	[8]
	$g(hWW)$	0.81	0.42	%	[8]
	$g(hb\bar{b})$	1.5	0.7	%	[8]
	$g(hgg)$	2.3	1.0	%	[8]
	$g(h\gamma\gamma)$	7.8	3.4	%	[8]
		1.2	1.0	%, w. LHC results	[52]
	$g(h\tau\tau)$	1.9	0.9	%	[8]
	$g(hc\bar{c})$	2.7	1.2	%	[8]
	$g(ht\bar{t})$	18	6.3	%, direct	[8]
		20	20	%, $t\bar{t}$ threshold	[53]
	$g(h\mu\mu)$	20	9.2	%	[8]
	$g(hhh)$	77	27	%	[8]
	Γ_{tot}	3.8	1.8	%	[8]
Γ_{invis}	0.54	0.29	%, 95% conf. limit	[8]	
Top	m_t	50	50	MeV ($m_t(1S)$)	[54]
	Γ_t	60	60	MeV	[53]
	g_L^γ	0.8	0.6	%	[49]
	g_R^γ	0.8	0.6	%	[49]
	g_L^Z	1.0	0.6	%	[49]
	g_R^Z	2.5	1.0	%	[49]
	F_2^γ	0.001	0.001	absolute	[49]
	F_2^Z	0.002	0.002	absolute	[49]
	W	m_W	2.8	2.4	MeV
g_1^Z		8.5×10^{-4}	6×10^{-4}	absolute	[55]
κ_γ		9.2×10^{-4}	7×10^{-4}	absolute	[55]
λ_γ		7×10^{-4}	2.5×10^{-4}	absolute	[55]
Dark Matter	EFT Λ : D5	2.3	3.0	TeV, 90% conf. limit	[32]
	EFT Λ : D8	2.2	2.8	TeV, 90% conf. limit	[32]

Table 14: Projected accuracies of measurements of Standard Model parameters at the two stages of the ILC program proposed in this report. This table was assembled by the LCC Physics Working Group [4]. This program has an initial phase with 500 fb^{-1} at 500 GeV, 200 fb^{-1} at 350 GeV, and 500 fb^{-1} at 250 GeV, and a luminosity-upgraded phase with an additional 3500 fb^{-1} at 500 GeV and 1500 fb^{-1} at 250 GeV. Initial state polarizations are taken according to the prescriptions above. Uncertainties are listed as 1σ errors (except where indicated), computed cumulatively at each stage of the program. These estimated errors include both statistical uncertainties and theoretical and experimental systematic uncertainties. Except where indicated, errors in percent (%) are fractional uncertainties relative to the Standard Model values. More specific information for the sets of measurements is given in the text. For each measurement, a reference describing the technique is given.

Topic	Parameter	Initial Phase	Full Data Set	
Higgs	$g(hZZ)$	0.37	0.2	%
	$g(hWW)$	0.51	0.24	%
	$g(hb\bar{b})$	1.1	0.49	%
	$g(hgg)$	2.1	0.95	%
	$g(h\gamma\gamma)$	7.7	3.4	%
	$g(h\tau\tau), g(\mu\mu)$	1.5	0.73	%
	$g(hc\bar{c}), g(ht\bar{t})$	2.5	1.1	%
	Γ_{tot}	1.8	0.96	%

Table 15: Projected accuracies of measurements of Higgs boson couplings at the two stages of the ILC program, using the model-dependent fit suggested for the Snowmass 2013 study [13]. The analysis is as described in [8]. The ILC run plan assumed is the same as in Table 14.

References

- [1] R. D. Heuer *et al.*, “Parameters for the Linear Collider,” Update November 20, 2006, http://ilc-edmsdirect.desy.de/ilc-edmsdirect/file.jsp?edmsid=*948205. Prepared by the parameters sub-panel of the International Linear Collider Steering Committee.
- [2] C. Adolphsen *et al.*, “The International Linear Collider Technical Design Report - Volume 3.II: Accelerator Baseline Design,” arXiv:1306.6328 [physics.acc-ph].
- [3] H. Baer *et al.*, “The International Linear Collider Technical Design Report - Volume 2: Physics,” arXiv:1306.6352 [hep-ph].
- [4] K. Fujii *et al.* [LCC Physics Working Group], “Physics Case for the International Linear Collider,” ILC-NOTE-2015-067, arXiv:1506.05992 [hep-ex].
- [5] S. Schael *et al.* [ALEPH and DELPHI and L3 and OPAL and SLD and LEP Electroweak Working Group and SLD Electroweak Group and SLD Heavy Flavour Group Collaborations], Phys. Rept. **427** (2006) 257 [hep-ex/0509008].
- [6] G.W. Wilson, “Enabling precision W and Z physics with in-situ beam energy measurements at ILC and implications for accelerator design at low energy,” DESY, June 2014, <https://agenda.linearcollider.org/event/6366/contribution/1/material/slides/1.pdf>, G.W. Wilson, “Prospects for Precision Momentum Scale Calibration with J/Ψ 's,” ALCW Fermilab, May 2014, <http://agenda.linearcollider.org/event/6301/session/17/contribution/245/material/slides/0.pdf>, G.W. Wilson, “Detector requirements from electroweak precision observables,” ILD Workshop Krakow, September 2013 <https://agenda.linearcollider.org/event/6113/session/9/contribution/50/material/slides/0.pdf>
- [7] M. Harrison, M. Ross and N. Walker, “Luminosity Upgrades for ILC,” arXiv:1308.3726 [physics.acc-ph].
- [8] D. M. Asner *et al.*, “ILC Higgs White Paper,” arXiv:1310.0763 [hep-ph].
- [9] K. Seidel, F. Simon, M. Tesar and S. Poss, Eur. Phys. J. C **73** (2013) 2530 [arXiv:1303.3758 [hep-ex]].
- [10] M. Thomson and K. Mei, “Visible and Invisible Higgs Decays at 350 GeV”, presentation at Americas Workshop on Linear Colliders, Fermilab, Batavia IL, USA, May 12-16, 2014, <http://agenda.linearcollider.org/getFile.py/access?contribId=172&sessionId=14&resId=0&materialId=slides&confId=6301> and update: M. Thomson, “Higgs physics - where are we, what is missing,” presentation at the ILD meeting 2014, Oshu City, Japan, Sept. 6-9 2014, <https://agenda.linearcollider.org/getFile.py/access?contribId=13&sessionId=11&resId=0&materialId=slides&confId=6360>

- [11] T. Barklow, “Using the Hadronic Recoil Measurement in Higgs Coupling Fits”, presentation at International Workshop on Future Linear Colliders, Belgrade, Serbia, October 6-10, 2014, <http://agenda.linearcollider.org/contributionDisplay.py?sessionId=0&contribId=137&confId=6389>
- [12] M. E. Peskin, “Estimation of LHC and ILC Capabilities for Precision Higgs Boson Coupling Measurements,” arXiv:1312.4974 [hep-ph].
- [13] S. Dawson *et al.*, “Higgs Working Group Report of the Snowmass 2013 Community Planning Study,” arXiv:1310.8361 [hep-ex].
- [14] G. Wilson, “Investigating In-Situ \sqrt{s} Determination with $\mu\mu(\gamma)$,” ECFA LC2013, <http://agenda.linearcollider.org/getFile.py/access?contribId=140&sessionId=16&resId=1&materialId=slides&confId=5840>.
- [15] H. Li, “Higgs Recoil Mass and Cross-Section Analysis at ILC AND Calibration of the CALICE SiW ECAL Prototype,” PhD Thesis Université Paris Sud - Paris XI (2009), <http://tel.archives-ouvertes.fr/tel-00430432/fr/>
- [16] M. S. Amjad *et al.*, “A precise determination of top quark electro-weak couplings at the ILC operating at $\sqrt{s} = 500$ GeV,” arXiv:1307.8102.
- [17] F. Richard, “Present and future constraints on top EW couplings,” arXiv:1403.2893 [hep-ph].
- [18] K. Agashe *et al.* [Top Quark Working Group Collaboration], arXiv:1311.2028 [hep-ph].
- [19] M. McCullough, Phys. Rev. D **90**, no. 1, 015001 (2014) [arXiv:1312.3322 [hep-ph]].
- [20] ATLAS Collaboration, “Prospects for measuring Higgs pair production in the channel $H(\rightarrow \gamma\gamma)H(\rightarrow b\bar{b})$ using the ATLAS detector at the LH-LHC,” ATL-PHY-PUB-2014-019 (2014), <http://cds.cern.ch/record/1956733>.
- [21] J. Tian, “Study of Higgs self-coupling at the ILC based on full detector simulation at $\sqrt{s} = 500$ GeV and $\sqrt{s} = 1$ TeV,” April 2013, LC-REP-2013-003, <http://www-flc.desy.de/1cnotes/notes/LC-REP-2013-003.pdf>
- [22] C. Dürig, private communication, PhD Thesis in preparation.
- [23] S. Kanemura, E. Senaha, T. Shindou and T. Yamada, JHEP **1305** (2013) 066 [arXiv:1211.5883 [hep-ph]].
- [24] A. Mustafayev and X. Tata, Indian J. Phys. **88** (2014) 991 [arXiv:1404.1386 [hep-ph]].
- [25] M. Berggren, F. Brümmer, J. List, G. Moortgat-Pick, T. Robens, K. Rolbiecki and H. Sert, Eur. Phys. J. C **73** (2013) 2660 [arXiv:1307.3566 [hep-ph]].
- [26] H. Baer, V. Barger, P. Huang, D. Mickelson, A. Mustafayev, W. Sreethawong and X. Tata, JHEP **1312** (2013) 013 [arXiv:1310.4858 [hep-ph], arXiv:1310.4858].
- [27] R. Yonamine *et al.*, Phys. Rev. D **84** (2011) 014033 [arXiv:1104.5132 [hep-ph]].

- [28] M. Berggren *et al.*, “Non-Simplified SUSY: $\tilde{\tau}$ -Coannihilation at LHC and ILC,” pub. in prep.
- [29] A. Bharucha, J. Kalinowski, G. Moortgat-Pick, K. Rolbiecki and G. Weiglein, *Eur. Phys. J. C* **73** (2013) 6, 2446 [arXiv:1211.3745 [hep-ph]].
- [30] S. Y. Choi, J. Kalinowski, G. A. Moortgat-Pick and P. M. Zerwas, *Eur. Phys. J. C* **22** (2001) 563 [*Eur. Phys. J. C* **23** (2002) 769] [hep-ph/0108117].
- [31] S. Y. Choi, J. Kalinowski, G. A. Moortgat-Pick and P. M. Zerwas, hep-ph/0202039.
- [32] C. Bartels, M. Berggren and J. List, *Eur. Phys. J. C* **72** (2012) 2213 [arXiv:1206.6639 [hep-ex]].
- [33] S. Y. Choi, T. Han, J. Kalinowski, K. Rolbiecki and X. Wang, arXiv:1503.08538 [hep-ph].
- [34] G. Moortgat-Pick *et al.*, *Phys. Rept.* **460** (2008) 131 [hep-ph/0507011].
- [35] P. Bechtle, M. Berggren, J. List, P. Schade and O. Stempel, *Phys. Rev. D* **82** (2010) 055016 [arXiv:0908.0876 [hep-ex]].
- [36] M. Baak *et al.*, arXiv:1310.6708 [hep-ph].
- [37] T. Tomita, “Hadronic Higgs Recoil Mass Study with ILD at 250GeV”, presentation at Asian Linear Collider Workshop, KEK, Tsukuba, Japan, April 19-24, 2015, <http://agenda.linearcollider.org/event/6557/session/1/contribution/99>
- [38] J. Tian, “Higgs Projections”, presentation at Asian Linear Collider Workshop, KEK, Tsukuba, Japan, April 19-24, 2015, <https://agenda.linearcollider.org/event/6557/session/12/contribution/129>
- [39] Lepton channels as of ref [8], hadronic channel as of ref [37]
- [40] J. Yan, “Higgs Recoil Mass Study at 350 GeV”, presentation at American Workshop on Linear Colliders 2014, Fermilab, U.S.A., May 12-16, 2014, <https://agenda.linearcollider.org/event/6301/session/14/contribution/169>
- [41] A. Ishikawa, “Search for invisible Higgs decays at the ILC”, presentation at Linear Collider Workshop, Belgrade, Serbia, October 5-10, 2014, <http://agenda.linearcollider.org/event/6389/session/0/contribution/140> and combination with $Z \rightarrow ll$ by J. Tian as in [38]
- [42] S. Kawada, “Branching ratio study of Higgs boson decaying into tau pairs with ILD at the ILC”, presentation at Asian Linear Collider Workshop, KEK, Tsukuba, Japan, April 19-24, 2015, <https://agenda.linearcollider.org/event/6557/session/1/contribution/100>
- [43] Extrapolation from [42].
- [44] C. Calancha, “Full simulation study on $H \rightarrow \gamma \gamma$ with the ILD detector”, presentation at Linear Collider Workshop, Tokyo, Japan, November 11-15, 2013, <http://agenda.linearcollider.org/event/6000/session/31/contribution/180>

- [45] C. Calancha, private communication.
- [46] T. Behnke *et al.*, “The International Linear Collider Technical Design Report - Volume 4: Detectors,” <http://www.linearcollider.org/ILC/Publications/Technical-Design-Report>, arXiv:1306.6329 [physics.ins-det].
- [47] ATLAS Collaboration, ATL-PHY-PUB-2014-016 (2014).
- [48] M. Beneke and M. Steinhauser, Nucl. Part. Phys. Proc. **261-262**, 378 (2015); M. Beneke, Y. Kiyo, P. Marquard, A. Penin, J. Piclum and M. Steinhauser, in preparation.
- [49] M. S. Amjad *et al.*, arXiv:1505.06020 [hep-ex].
- [50] Y. J. Chae and M. Perelstein, JHEP **1305**, 138 (2013) [arXiv:1211.4008 [hep-ph]].
- [51] H. Li, arXiv:1007.2999 [hep-ex].
- [52] M. E. Peskin, in the Proceedings of the APS DPF Community Summer Study (Snowmass 2013), arXiv:1312.4974 [hep-ph].
- [53] T. Horiguchi, A. Ishikawa, T. Suehara, K. Fujii, Y. Sumino, Y. Kiyo and H. Yamamoto, arXiv:1310.0563 [hep-ex].
- [54] K. Seidel, F. Simon, M. Tesar and S. Poss, Eur. Phys. J. C **73**, 2530 (2013).
- [55] J. List [ILD and SiD Collaborations], PoS EPS **-HEP2013**, 233 (2013).