

Dynamical density functional theory for the diffusion of injected Brownian particles

H. Löwen¹ and M. Heinen^{1,2}

¹*Institut für Theoretische Physik II, Weiche Materie,
Heinrich-Heine-Universität Düsseldorf, 40225 Düsseldorf, Germany*

²*Division of Chemistry and Chemical Engineering,
California Institute of Technology, Pasadena, California 91125, USA.*

While the theory of diffusion of a single Brownian particle in confined geometries is well-established by now, we discuss here the theoretical framework necessary to generalize the theory of diffusion to dense suspensions of strongly interacting Brownian particles. Dynamical density functional theory (DDFT) for classical Brownian particles represents an ideal tool for this purpose. After outlining the basic ingredients to DDFT we show that it can be readily applied to flowing suspensions with time-dependent particle sources. Particle interactions lead to considerable layering in the mean density profiles, a feature that is absent in the trivial case of noninteracting, freely diffusing particles. If the particle injection rate varies periodically in time with a suitable frequency, a resonance in the layering of the mean particle density profile is predicted.

I. INTRODUCTION

The diffusion of a Brownian particle in confined geometries such as channels, obstacles and ratchets has been intensely studied over the last decades both by theory [1], real-space experiment on colloids [2] and computer simulation [3]. Some basic effects, such as rectification, are observed already for a single particle while others are collective such as single-file diffusion [4]. A large part of recent studies considers diffusion of a single Brownian particle in confining geometries.

In this minireview, we show that dynamical density functional theory (DDFT) provides an ideal framework to study the dynamics of interacting Brownian particles in confining geometries, and we provide a brief introduction into the DDFT equations. The most important quantity entering into these equations is the equilibrium two-particle direct correlation function $c(r)$ which can be determined from the pair-interaction potential $V(r)$ via liquid integral equations, based on the Ornstein-Zernike equation [5]. Here we outline the DDFT for diffusing profiles of density variations on top of a homogeneous background density in an arbitrary number of spatial dimensions d . Results are presented for the generic case of hard disk suspensions in $d = 2$ dimensions, at various particle number densities. Our results include Green's functions that correspond to spatio-temporal point sources of particles, steady-state density profiles around a constantly emitting particle source, which correspond to a chemotactic potential [6, 7], as well as spatially and temporally oscillatory density profiles for injection of particles with a periodically time-dependent rate. In contrast to the smooth density profiles that are found for freely diffusing, noninteracting particles, we find considerable particle layering for suspensions where strong particle interactions prevail. For temporally periodic particle injection we find resonances in the density profile at a suitably chosen particle injection frequency which matches the inverse time scale needed

to advect a density peak in the flowing suspension.

The remainder of this work is organized as follows: we outline the dynamical density functional theory in Sec. II, which is followed by a brief description of the specific systems under study in Sec. III. In Secs. IV, V, and VI, we apply DDFT to compute diffusion profiles and chemotactic potentials for three different types of particle injection. In Sec. VII, we sketch possible generalizations of DDFT towards other situations and draw our conclusions.

II. DYNAMICAL DENSITY FUNCTIONAL THEORY (DDFT)

The formulation of dynamical density functional theory [8–10] (see [11] for a recent review) starts from the continuity equation

$$\frac{\partial \rho(\vec{r}, t)}{\partial t} + \vec{\nabla} \cdot \vec{j}(\vec{r}, t) = 0, \quad (1)$$

for the compressible one-particle density field $\rho(\vec{r}, t)$, which guarantees particle number conservation. Neglecting solvent-mediated hydrodynamic interactions of the suspended particles, the current density $\vec{j}(\vec{r}, t)$ is given by Fick's law

$$\vec{j}(\vec{r}, t) = -\frac{1}{\gamma} \rho(\vec{r}, t) \vec{\nabla} \mu[\rho(\vec{r}, t)] \quad (2)$$

with $\mu[\rho(\vec{r}, t)]$ denoting a formal chemical potential which is in general given as a functional of the one-particle density $\rho(\vec{r}, t)$, and with γ denoting the Stokesian drag coefficient. The chemical potential can be derived from the equilibrium free energy density functional $\mathcal{F}[\rho(\vec{r}, t)]$ as

$$\mu[\rho] = \frac{\delta \mathcal{F}[\rho]}{\delta \rho}. \quad (3)$$

Hence we obtain the following DDFT equation of generalized diffusion for the time evolution of the density field:

$$\gamma \frac{\partial \rho(\vec{r}, t)}{\partial t} = \vec{\nabla} \rho(\vec{r}, t) \vec{\nabla} \left(\frac{\delta \mathcal{F}}{\delta \rho} \Big|_{\rho=\rho(\vec{r}, t)} \right). \quad (4)$$

For any system with a given pairwise additive interaction, characterized by a pair-potential $V(r)$, this functional exists [12] and depends parametrically on the thermal energy $k_B T$. In equilibrium, minimization of the functional yields the equilibrium one-particle density [13]. In general one can split the functional into three parts as

$$\mathcal{F}[\rho] = \mathcal{F}_{id}[\rho] + \mathcal{F}_{exc}[\rho] + \mathcal{F}_{ext}[\rho] \quad (5)$$

where

$$\mathcal{F}_{id}[\rho] = k_B T \int d^d r [\ln(\Lambda^d \rho(\vec{r}, t)) - 1] \rho(\vec{r}, t) \quad (6)$$

is the free energy for a non-interacting (*i.e.* ideal gas) system with $\Lambda = h/\sqrt{2\pi m k_B T}$ denoting the (in the following irrelevant) thermal de Broglie wavelength in terms of Planck's constant h , particle mass m , Boltzmann's constant k_B and absolute temperature T . The exponent d in Eq. (6) denotes the number of spatial dimensions of the system (typically $d = 1, 2, 3$). The excess free energy functional $\mathcal{F}_{exc}[\rho(\vec{r}, t)]$ is not known explicitly for interacting systems and needs to be approximated. The last term in Eq. (5) is the external free energy, which is given by

$$\mathcal{F}_{ext}[\rho] = \int d^d r V_{ext}(\vec{r}, t) \rho(\vec{r}, t), \quad (7)$$

where $V_{ext}(\vec{r}, t)$ denotes an external potential, an example of which is a confining, generally time-dependent geometry.

A popular approach to construct an excess free energy functional is the so-called Ramakrishnan-Yussouff approximation [14] where one expands the system perturbatively around a fixed reference bulk fluid density $\bar{\rho}$ as follows:

$$\begin{aligned} \mathcal{F}_{exc}[\rho] &\cong -\frac{k_B T}{2} \times \\ &\int d^d r \int d^d r' c^{(2)}(|\vec{r} - \vec{r}'|, \bar{\rho}) (\rho(\vec{r}, t) - \bar{\rho}) (\rho(\vec{r}', t) - \bar{\rho}). \end{aligned} \quad (8)$$

Here, $c^{(2)}(r, \bar{\rho}, T) \equiv c(r)$ denotes the equilibrium direct correlation function which is fixed by the particle interaction potential $V(r)$ at fixed uniform bulk number density $\bar{\rho}$ and temperature T . One could in principle use more accurate approximations for the excess free energy functional, like fundamental measure theory for non-overlapping particles [15–20]. Nevertheless, in

order to allow for straightforward analytic progress, we choose the simpler Ramakrishnan-Yussouff scheme in the present work.

Upon entering the approximation in Eq. (8), the DDFT Eq. (4) becomes

$$\begin{aligned} \frac{\partial \rho(\vec{r}, t)}{\partial t} &= D_0 \Delta \rho(\vec{r}, t) + \vec{\nabla} \left(\rho(\vec{r}, t) \frac{\vec{\nabla} V_{ext}(\vec{r}, t)}{k_B T} \right) \\ &\quad - \vec{\nabla} \rho(\vec{r}, t) \int d^d r' \vec{\nabla} c(|\vec{r} - \vec{r}'|) (\rho(\vec{r}', t) - \bar{\rho}) \end{aligned} \quad (9)$$

with $D_0 = k_B T/\gamma$ denoting the free diffusion coefficient of the Brownian particles. At this stage, a couple of remarks are in order: first, the DDFT equation can be derived from the Smoluchowski equation [9] by using one essential approximation, namely the so-called adiabatic approximation stating that the one-particle density field is the single slow variable of the system (*i.e.* all other variable are much faster) [10]. Thereby nonequilibrium correlations are approximated by equilibrium correlations. This explains why there is no additional noise term in the DDFT equations. It is only for phase transitions that such noise terms have been phenomenologically introduced [11]. Second, an alternative approach to incorporate particle interactions has been recently proposed by Santamaria-Holek *et al.* [21], which works with an entropic activity coefficient and includes only local terms.

As it stands in Eq. (9), the DDFT equation is nonlinear and can therefore not be solved analytically in general. A basic insight into the physics of diffusion can, however, be gained by linearizing the DDFT equation with respect to small density variations around the prescribed mean density $\bar{\rho}$, resulting in the following equation for the dimensionless relative density deviation $\varepsilon(\vec{r}, t) = (\rho(\vec{r}, t) - \bar{\rho})/\bar{\rho}$:

$$\begin{aligned} \frac{\partial \varepsilon(\vec{r}, t)}{\partial t} &= D_0 \Delta \varepsilon(\vec{r}, t) + \frac{1}{\gamma} \Delta V_{ext}(\vec{r}, t) \\ &\quad + \frac{1}{\gamma} \vec{\nabla} \left(\varepsilon(\vec{r}, t) \vec{\nabla} V_{ext}(\vec{r}, t) \right) \\ &\quad - D_0 \bar{\rho} \int d^d r' \Delta c(|\vec{r} - \vec{r}'|) \varepsilon(\vec{r}', t). \end{aligned} \quad (10)$$

While this equation is still hard to solve for a general external potential, we restrict ourselves here to a time-independent external force in x -direction, giving rise to the external potential

$$V_{ext}(\vec{r}, t) = -gx \quad (11)$$

that corresponds, for $d = 2$, to a tilted plane along which the particles are allowed move (see Fig. 1).

Using Eq. (11) for the external potential, Eq. (10) sim-

plifies to

$$\begin{aligned} \frac{\partial \varepsilon(\vec{r}, t)}{\partial t} &= D_0 \Delta \varepsilon(\vec{r}, t) - \frac{g}{\gamma} \frac{\partial \varepsilon(\vec{r}, t)}{\partial x} \\ &- D_0 \bar{\rho} \int d^d r' \Delta c(|\vec{r} - \vec{r}'|) \varepsilon(\vec{r}', t). \end{aligned} \quad (12)$$

Clearly, for vanishing particle correlations ($c(r) \equiv 0$) the free diffusion equation is recovered. Hence, Eq. (12) is a generalized diffusion equation for interacting particles. Equation (12) can be solved analytically by a Fourier transform resulting in

$$\frac{\partial \tilde{\varepsilon}(\vec{k}, t)}{\partial t} = -D_0 k^2 (1 - \bar{\rho} \tilde{c}(k)) \tilde{\varepsilon}(\vec{k}, t) - i \frac{g}{\gamma} k_x \tilde{\varepsilon}(\vec{k}, t), \quad (13)$$

where a tilde denotes Fourier transformation in the following sense:

$$\tilde{\varepsilon}(\vec{k}, t) = \int d^d r e^{-i\vec{k} \cdot \vec{r}} \varepsilon(\vec{r}, t). \quad (14)$$

The first term on the right-hand-side of Eq. (13) describes particle diffusion, and the second term leads to a drift induced by the external force. In the limit of diverging length scales (*i.e.* vanishing \vec{k} -vectors), particle motion is governed by a collective diffusion coefficient $D_c = D_0(1 - \bar{\rho} \tilde{c}(0))$ that is proportional to the inverse isothermal compressibility of the reference fluid [5] (see also the discussion in Ref. [22]). Thermodynamic stability of the bulk reference fluid requires $1 - \bar{\rho} \tilde{c}(0) > 0$. For repulsive interactions $V(r)$, one typically has $1 - \bar{\rho} \tilde{c}(0) > 1$, and therefore $D_c > D_0$.

III. BROWNIAN PARTICLES INJECTED INTO A PLANE

Figure 1 illustrates the type of physical problem that we will consider in the following three sections. Colloidal particles are injected at position $\mathbf{r} = 0$ into a colloidal suspension confined to slit and driven in x -direction. The nozzle diameter of the injecting pipette is only marginally larger than the diameter of a single colloidal particle, such that the source term that must be added to the generalized diffusion equation is proportional to a delta function $\delta(\mathbf{r})$. Different kind of time-dependencies $f(t)$ for the source term are considered in the following three sections: In Sec. IV, results are computed for a source term $f(t) = \alpha \delta(t)$, describing the instantaneous ejection of a number α of particles at time $t = 0$. A stationary, constantly emitting source term, $f(t) = \lambda = \text{const}$ is considered in Sec. V, and in Sec. VI, a periodic source term, $f(t) = \lambda [\cos(\omega t) + 1]$, is assumed. The suspension injection problem studied here may be thought of as an inertia-free version of a liquid jet impinging on a plane, a problem that has been studied in detail in experiments, and in the theoretical framework of continuum fluid me-

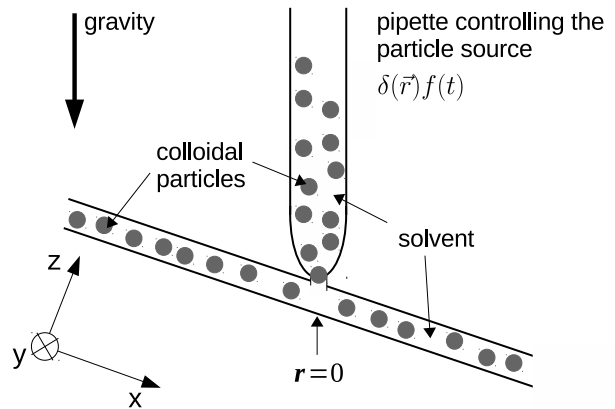


Figure 1. Injection of colloidal particles into a tilted, flowing suspension.

chanics [23].

Note here, that the formalism applied in the present work is restricted to the computation of density modulations ε around a homogeneous mean (reference) density $\bar{\rho}$. In case of a quiescent bulk fluid, or a constant external force acting on a bulk fluid as described by the external potential in Eq. (11), the homogeneous mean density assumption is obviously valid. There are, however, situations where the present formalism cannot be straightforwardly applied. One such example, where the mean fluid density is not homogeneous but instead position-dependent, is a fluid dripping onto the apex of a paraboloid that opens downward. Note also that the present formalism is merely a linear response field theory. The computed density deviations ε represent Green's functions, linearly weighted with the source prefactor α or λ . Whenever we present results for density deviations in the following, we select source terms that cause the plotted functions to assume values typically of the order of one. Large but finite density modulations can always be scaled down linearly (by scaling the source term) into the linear response regime. Steady state density profiles for continuous particle injection can result in a divergence of the computed density deviation near the point of injection (see Fig. 4). In such cases, the present theoretical description applies only at sufficiently large distance from the source, where the density modulation amplitudes have decreased into the linear response regime.

IV. GREEN'S FUNCTIONS FOR DIFFUSING DENSITY PROFILES

Diffusing density profiles are obtained by putting an additional source term $\alpha \delta(\vec{r}) \delta(t)$ on the right hand side of Eq. (12). The resulting solution $\varepsilon_D(\vec{r}, t)$ describes how α particles initially located at the origin $\vec{r} = 0$ at time $t = 0$ will relax to the final homogeneous density profile $\rho(\vec{r}, t \rightarrow \infty) = \bar{\rho}$. Experimentally this can be

realized by trapping particles with a laser tweezer [24], releasing the laser trap, and observing the relaxation of the colloidal suspension in real-space. Formally, the solution for $\varepsilon_D(\vec{r}, t)$ is the Green's function of the generalized diffusion equation.

By Fourier transformation one obtains

$$\varepsilon_D(\vec{r}, t) = \frac{\alpha}{(2\pi)^d} \times \int d^d k e^{i\vec{k}\cdot\vec{r}} \exp \left\{ -D_0 k^2 (1 - \bar{\rho}\tilde{c}(k))t - i\frac{g}{\gamma} k_x t \right\}. \quad (15)$$

Obviously, for vanishing correlations the standard Green's function

$$\varepsilon_D(\vec{r}, t) = \frac{\alpha}{(2\pi)^d} \left(\frac{\pi}{D_0 t} \right)^{d/2} \exp \left\{ -\frac{r^2}{4D_0 t} \right\} \quad (16)$$

for the free diffusion problem is recovered as a special case.

In order to include particle interactions, we solve the the approximate Percus-Yevick [25] integral equation scheme

$$g(r) - 1 = c(r) + \bar{\rho} \int d^d r' c(r - r') [g(r') - 1], \quad (17)$$

$$c(r) = \left[1 - \exp \left\{ \frac{V(r)}{k_B T} \right\} \right] g(r) \quad (18)$$

for a homogeneous and isotropic reference fluid, to obtain a nontrivial solution for $\tilde{c}(k)$. In Eq. (18), $g(r)$ is the radial distribution function [5], which is not to be confused with the external drive g in the present paper.

The presented DDFT equations, as well as the Percus-Yevick equation, can be numerically efficiently solved for any physically relevant kind of isotropic, pairwise additive particle interactions, and for arbitrary spatial dimension d [26]. However, for simplicity we restrict ourselves here to the generic case of nonoverlapping hard disks in $d = 2$ dimensions, with pair potential

$$V(r) = \begin{cases} \infty & \text{for } r \leq \sigma, \\ 0 & \text{for } r > \sigma, \end{cases} \quad (19)$$

depending on the hard-disk diameter σ . In absence of external drive and particle sources, a two-dimensional hard disk system is governed solely by the particle packing fraction $\phi = \pi(\sigma/2)^2 \bar{\rho}$ [5, 27]. In case of the hard disk potential, Eq. (18) can be recast into the two conditions $c(r > \sigma) = 0$ and $g(r < \sigma) = 0$ that need to be solved in combination with the Ornstein-Zernike Eq. (17). The hard hypersphere Percus-Yevick equation has been solved (semi)-analytically for all odd [28] and even [29] dimensions d , but these solutions can involve considerable analytical effort and do not generally result in simple closed expressions for $\tilde{c}(k)$. In the present work, we therefore rely on the accurate and efficient numerical

solution method that we have published in Ref. [26].

A possible extension of the present formalism, promising higher accuracy at the price of a considerably increased numerical effort, would consist in replacing the Percus-Yevick scheme equations (17) and (18) for a homogeneous reference fluid by an inhomogeneous liquid integral equation with position-dependent number density. The resulting coupled set of DDFT and inhomogeneous liquid integral equations can be solved self-consistently, in an approach similar to those in Refs. [30–32]. In the present study, we do not apply this more accurate kind of formalism for the sake of simplicity.

In Fig. 2 we plot the (homogeneous) Percus-Yevick solutions for the pair-correlation functions of two hard-disk fluids at packing fractions $\phi = 0.3$ (dashed curves) and $\phi = 0.65$ (solid curves). While the pair correlations are relatively weak for $\phi = 0.3$, the hard disk fluid at $\phi = 0.65$ is quite close to the fluid-hexatic phase transition (occurring around $\phi \approx 0.70$ [33]), thus exhibiting very pronounced pair-correlations. Starting with the upper left panel and proceeding in clockwise direction, the panels in Fig. 2 feature the two reference fluid's radial distribution functions $g(r)$, the static structure factors $S(k) = 1/[1 - \bar{\rho}\tilde{c}(k)]$, and the direct correlation functions in wavenumber space, $\tilde{c}(k)$, and in real space, $c(r)$. At $r = \sigma$, both functions $c(r)$ and $g(r)$ exhibit a discontinuity at all non-zero fluid densities.

Note that the Percus-Yevick scheme is not exact, but nevertheless very accurate in predicting the pair-correlations of hard disks in the density range studied here: Highly accurate numerical calculations of the hard disk equation of state by Kolafa and Rottner [34] can be used as a reference solution. They found a normalized pressure of $p/[\bar{\rho}k_B T] = 8.39$ at packing fraction $\phi = 0.65$. At the same packing fraction, the Percus-Yevick scheme predicts a value of 8.29 for the normalized hard disk virial pressure, $p_{\text{vir}}/[\bar{\rho}k_B T] = 1 + \sqrt{\pi\phi} g(\sigma^+)$, corresponding to an underestimation of the reference result by 1% only.

Hard disks can serve as a model system for sterically stabilized colloidal spheres that are confined to a planar surface, and the $d = 2$ systems studied here can be experimentally realized in a straightforward way, by dripping colloidal particles onto a tilted plane (*c.f.*, Fig. 1). In case that the colloidal particles are not perfectly confined to a plane but restricted in their movement to a very narrow three-dimensional slit between parallel walls, it has been shown [35] that lateral and transversal degrees of freedom decouple asymptotically as the slit width vanishes, and that particle motion is governed by an effective, slit width dependent in-plane pair potential.

Results for the diffusive reduced density profile $\varepsilon_D(\vec{r}, t)$, based on a numerical evaluation of Eq. (15), are shown in Fig. 3. All input parameters for the calculations are given in the figure caption. Each of the panels of Fig. 3 is a snapshot of the Green's function, taken always at the same time $t = \pi\sigma^2/(4.8D_0)$ after the release of particles by the point source. In the uppermost row a) of panels in Fig. 3, the smooth Gaussian profile for freely

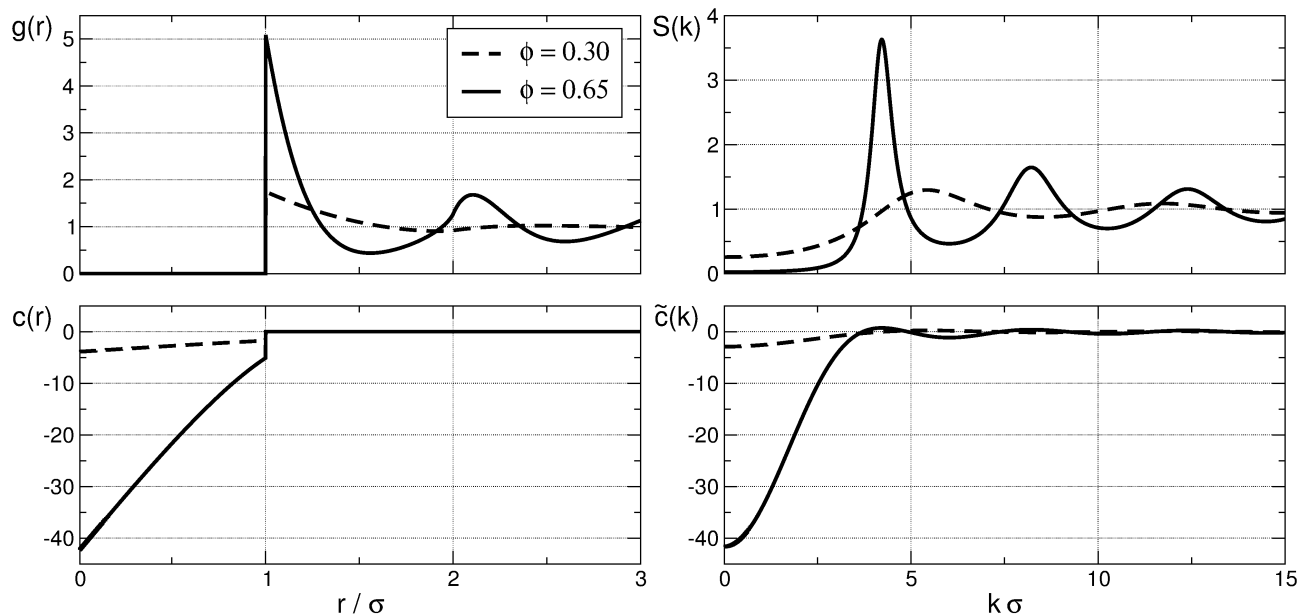


Figure 2. Pair-correlation functions for two-dimensional homogeneous and isotropic reference fluids of hard disks at packing fractions $\phi = 0.30$ (dashed curves) and $\phi = 0.65$ (solid curves), computed by numerical solution of the Percus-Yevick integral equation. Panels feature the radial distribution functions $g(r)$ (top left), the static structure factors $S(k)$ (top right), the direct correlation functions $c(r)$ in real space (bottom left) and the direct correlation functions $\tilde{c}(k)$ in wavenumber space (bottom right).

diffusing, noninteracting particles is shown. The next lower row of panels, b), is for an interacting hard disk suspension at a moderate packing fraction of $\phi = 0.3$. Under these conditions, the shape of the density profile remains quite similar to the one obtained for ideal gas free diffusion. However, the density profile in panel row b) is spreading out quicker than the profile for free diffusion, due to the reduced osmotic compressibility of the hard disk suspension. In addition, the density profiles for interacting particles exhibit *layering*, *i.e.*, regions where the radial derivative of the density profile becomes positive. Layering is indeed present in the system plotted in panel row b) of Fig. 3, but it is not visible in the scale of the panels, since the layering-induced modulations of the density profile occur too far away from the particle source, and at too small values of $|\varepsilon_D|$. A significant degree of particle layering, and a further accelerated spread of the profile, is observed in row c) of Fig. 3, which is for packing fraction $\phi = 0.65$. Note that there is no finite critical packing fraction for the onset of layering. Instead, due to the discontinuity in $c(r)$ at $r = \sigma$ being present at all non-zero packing fractions, the layering also occurs for all non-zero packing fractions. Rows a)–c) of Fig. 3 all correspond to a vanishing external drive, $g = 0$, as signaled by the location $\mathbf{r} = 0$ of the density profile centers. The lowermost row d) of panels in Fig. 3 is for a non-zero driving force $g = 10 \times (\gamma D_0 \bar{\rho}^{1/2})$ that acts in the positive x -direction, and otherwise for the same parameters as in row c) of the same figure. The only effect of the external drive is a convective displacement of the spreading density profile in x -direction.

V. CHEMOTACTIC DENSITY PROFILES FOR A CONSTANT PARTICLE SOURCE

We now consider solutions of Eq. (12), with a source term $\lambda \delta(\vec{r})$ added to the right hand side of the equation, corresponding (for $\lambda > 0$) to a steady inflow of particles. The resulting solution describes how particles flow outwards from a source with constant ejection rate λ located at the origin $\vec{r} = 0$. In colloidal experiments, this can be realized by particle inflow along the third dimension (for such an example see Ref. [36]). The same kind of density profiles computed here describes the distribution of low molecular weight chemoattractants or -repellents in the context of chemotaxis, and therefore one might call the computed functions chemotactic profiles. Here we denote the time-independent (steady-state) solution as $\varepsilon_C(\vec{r})$.

In the case of free diffusion in the absence of external drive ($g = 0$), the steady-state chemotactic density profile is formally identical to the solution of the classical Poisson equation of electrostatics [6]. For finite external drive, but for free diffusion only, the analytical solution has been discussed by Sengupta et al [7].

Chemotaxis in an arbitrary concentration field $\rho(\vec{r}, t)$ is most easily described by a sensing force in direction of the spatial gradient of $\rho(\vec{r}, t)$, such that $\rho(\vec{r}, t)$ can be viewed as a chemotactic potential [37]. For an ensemble of mutually chemotactically sensing objects the solution

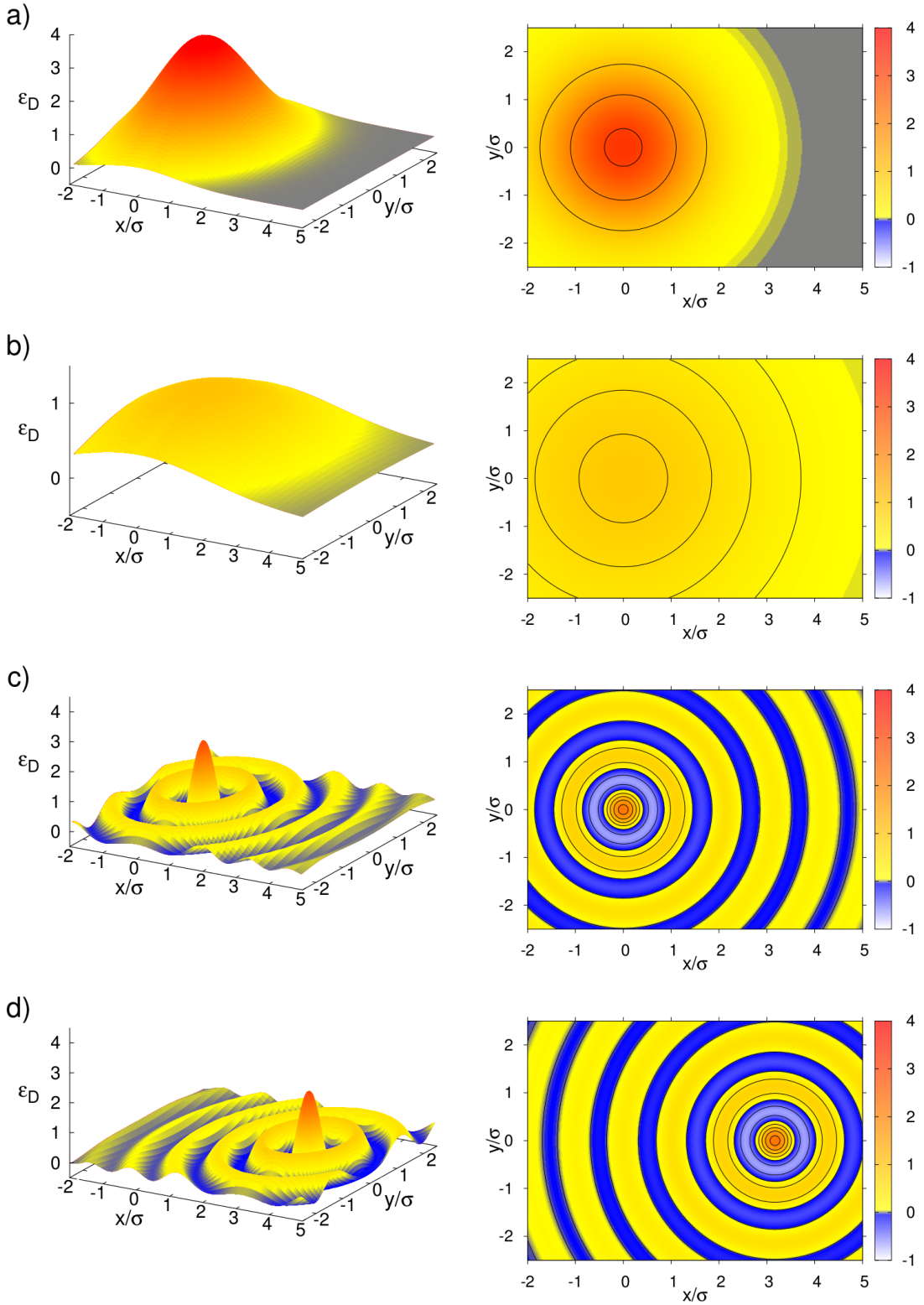


Figure 3. Green's functions $\varepsilon_D(\mathbf{r}, t)$ for density deviations corresponding to a spatio-temporal particle point-source $\alpha\delta(\mathbf{r})\delta(t)$. The top row of panels, labeled a), is for an ideal gas, and the three lower panel rows b)–d) are for different fluids of hard disks. Plotted are the numerical solutions of Eq. (15). All results are for $d = 2$ spatial dimensions, for a source strength of $\alpha = 10/\bar{\rho}$, and all panels correspond to the same time $t = \pi\sigma^2/(4.8D_0)$. Ideal gas results are given by the Gaussian function in Eq. (16). Panel row b) is for a hard-disk fluid at packing fraction $\phi = 0.3$, and Panel rows c) and d) are for a dense hard disk fluid at $\phi = 0.65$. All panels except row d) are for vanishing driving force, $g = 0$. Results in panel row d) are for $g = 10 \times (\gamma D_0 \bar{\rho}^{1/2})$ and otherwise the same parameters as in row c). The color code is the same in all panels.

$\varepsilon_C(\vec{r})$ is therefore proportional to the chemotactic pair potential. In $d = 3$, for free diffusion and positive chemotaxis, it has been shown by Tsori and de Gennes [6] that this is formally equivalent to the classical problem of gravitational collapse.

Using Fourier transformation one obtains the expression

$$\varepsilon_C(\vec{r}) = \frac{\lambda}{(2\pi)^d} \int d^d k e^{i\vec{k}\cdot\vec{r}} \frac{1}{D_0 k^2 (1 - \bar{\rho}\tilde{c}(k)) + i\frac{g}{\gamma}k_x} \quad (20)$$

for the steady state chemotactic density profile. In the ideal gas case (that is, for $\tilde{c}(k) = 0$) the convection-diffusion equation with stationary source term can be solved analytically. The corresponding two-dimensional ideal gas result reads $\varepsilon_C(\vec{r}) \propto \exp[gx/2\gamma D_0] K_0[gr/2\gamma D_0]$, in terms of $r = \sqrt{x^2 + y^2}$ and the modified Bessel function of the second kind, K_0 . As one can easily verify from Eq. (20) or from the ideal gas result, the function $\varepsilon_C(\mathbf{r})$ diverges logarithmically to infinity when the limit $r \rightarrow 0$ is taken. In fact, the ideal gas result diverges to infinity at every point \vec{r} , in the limit $g \rightarrow 0$ of vanishing external drive. This is an artifact of assuming a two-dimensional system with one particle source, and no particle sink: At long times, the particle number density diverges everywhere. In the Fourier integral in Eq. (20) the divergent contribution occurs in the infinite wavelength limit $k \rightarrow 0$, corresponding to a spatially homogeneous density that grows with no bounds. We circumvent this artifact in the following, using computational grids in \mathbf{r} - and \mathbf{k} -space that do not include the points $\mathbf{r} = 0$ or $\mathbf{k} = 0$: In our implementation of the Fast-Fourier-Transform, we employ rectangular grids with equidistant gridplanes that are parallel to the x - and y -axis. The grid is offset from both coordinate axes by half a grid spacing, such that the divergent part of the integrand is not sampled, leaving only the finite density modulations to be computed.

In Fig. 4, explicit examples for $\varepsilon_C(\vec{r})$ are shown. All results in Fig. 4 are for packing fraction $\phi = 0.65$, and for a point source of particles at $\mathbf{r} = 0$, ejecting particles at a constant, time-independent rate $\lambda = (2\pi)^2 D_0$. The only variation in input parameters, for the results in the four rows of panels a)–d) of Fig. 4, is in the external drive g , which increases from top to bottom: In the uppermost panel row a), the external drive vanishes, and a radially symmetric chemotactic profile is obtained around $\mathbf{r} = 0$. For panel rows b), c), and d), we have chosen $g/(\gamma D_0 \bar{\rho}^{1/2}) = 10, 20$, and 50 , respectively. With increasing external drive, an increasing deformation of the density profile towards positive x -direction is observed, as particles get carried away from the source into that direction. Significant layering of particles is observed in all panels of Fig. 4. For strong external drive (*c.f.* the lowermost row of panels), the layering results in flow-aligned high density strips that extend far away from the source in the downstream direction. The lateral spacing

between the strip centers is equal to the particle diameter σ . For lower packing fractions (not shown in Fig. 4), particle layering becomes less pronounced, but the distance between layers remains equal to σ at all finite packing fractions ϕ . This can be understood on basis of Fig. 2 (lower left panel): the discontinuity in $c(r)$ always occurs at $r = \sigma$ and varies in strength only. In the infinite dilution limit $\phi \rightarrow 0$, the ideal gas result without layering is recovered in the numerical solution. Note that the particle source creates an approximately semi-circular bow wave in upstream direction. Due to the infinite speed of information transmission in the underlying classical diffusion equation, the upstream bow wave is observed at all values of the external driving force g (*i.e.*, a Mach-cone is never observed).

VI. PERIODIC PARTICLE INJECTION

Let us now consider a source term $\lambda\delta(\mathbf{r})[\cos(\omega_0 t) + 1]$ added to the right-hand-side of Eq. (12), corresponding to temporally oscillatory injection of particles at $\mathbf{r} = 0$, with an ejection rate that varies harmonically between zero and 2λ , at a period of $T = 2\pi/\omega_0$. Once again, using Fourier transformation we obtain the expression

$$\varepsilon_O(\vec{r}, t) = \frac{\lambda}{(2\pi)^d} \times \int d^d k e^{i\vec{k}\cdot\vec{r}} \left[\frac{1}{h(k)} + \frac{h(k) \cos(\omega_0 t) + \omega_0 \sin(\omega_0 t)}{h^2(k) + \omega_0^2} \right] \quad (21)$$

for the resulting, spatially and temporally oscillating density profile, where we have defined the function $h(k) = D_0 k^2 (1 - \bar{\rho}\tilde{c}(k)) + igk_x/\gamma$.

A resonance criterion for the injection angular frequency ω_0 can be constructed by demanding that the product $Tv_{\text{drift}} = 2\pi g/(\gamma\omega_0)$ should be equal to the hard disk diameter σ . Here, $v_{\text{drift}} = g/\gamma$ is the free particle drift velocity under external drive g . The resonance criterion can be re-cast into the form

$$\omega_0 \stackrel{!}{=} \omega_0^{\text{res}} = \pi^{3/2} \frac{g}{\gamma} \sqrt{\frac{\bar{\rho}}{\phi}}. \quad (22)$$

Selecting an injection angular frequency ω_0 that satisfies the criterion in Eq. (22) results in *constructive interference* of the injected, diffusing and convecting density profile: If Eq. (22) is satisfied, maximal ejection rate occurs at those times at which the bow wave density maximum, created during previous peak injection, has been convectively transported downstream to a position $\mathbf{r} \approx 0$, *i.e.* close to the point of injection. On the other hand, an angular frequency of $\omega_0 = 2\omega_0^{\text{res}}$ results in *destructive interference*: In this case, peak injection rate occurs at times when the principal bow wave density *minimum* arrives at $\mathbf{r} \approx 0$.

In Fig. 5, we plot our numerically obtained solutions of Eq. (21). Note that each panel in Fig. 5 depicts the

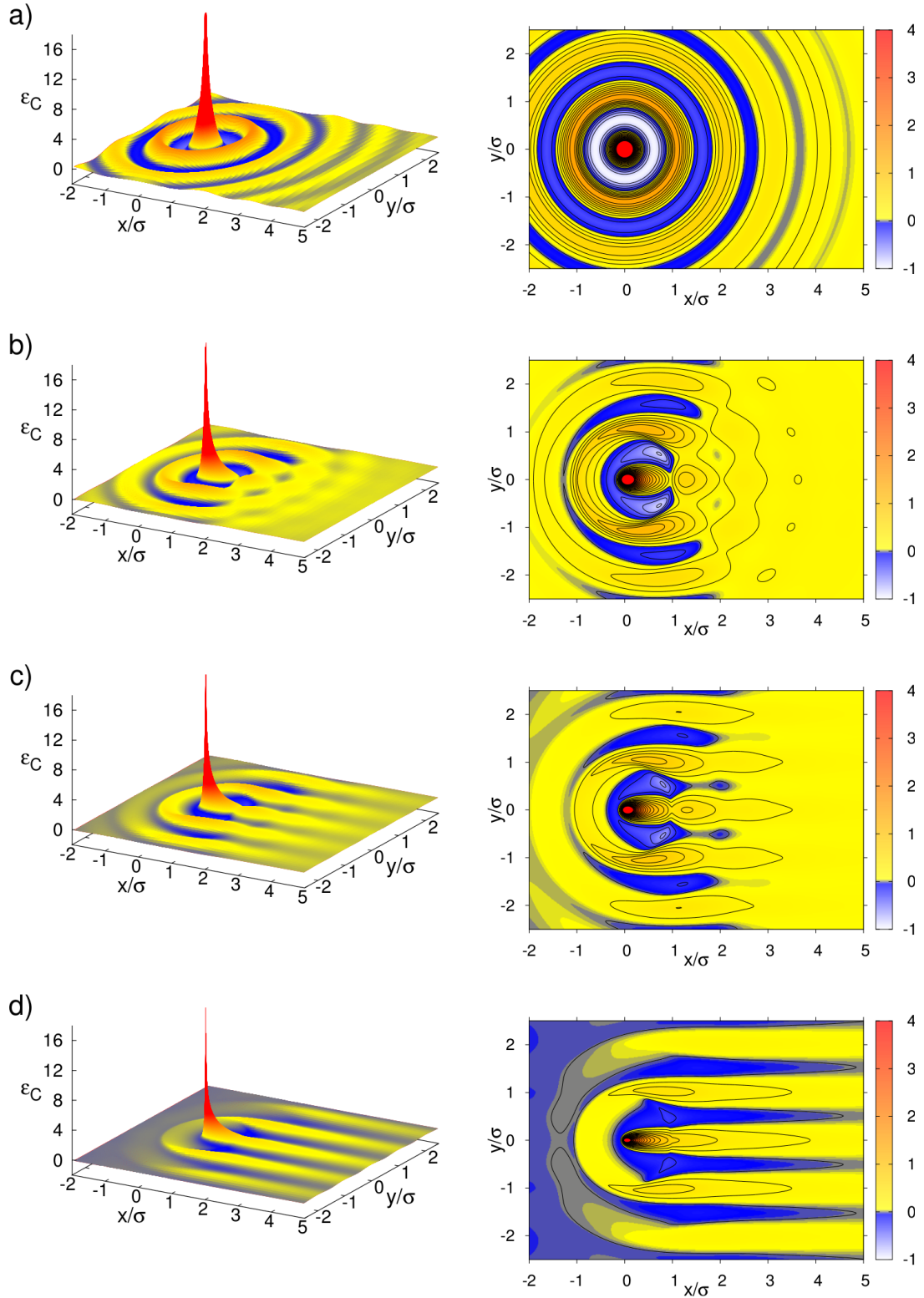


Figure 4. Stationary density deviation solutions $\varepsilon_C(\mathbf{r})$ for hard disk fluids in $d = 2$ spatial dimensions, at area fraction $\phi = 0.65$, obtained by numerical solution of Eq. (20). A point-like particle source, located at $\mathbf{r} = 0$, ejects particles at a constant, time-independent rate $\lambda = (2\pi)^2 D_0$. The results shown in the uppermost row of panels (a) are for a vanishing driving force $g = 0$. Results in panel rows b), c), and d) are for $g/(\gamma D_0 \bar{\rho}^{1/2}) = 10, 20$, and 50 , respectively. The functions are sampled on grids that exclude the point $\mathbf{r} = 0$, at which $\varepsilon_C(\mathbf{r})$ diverges to infinity.

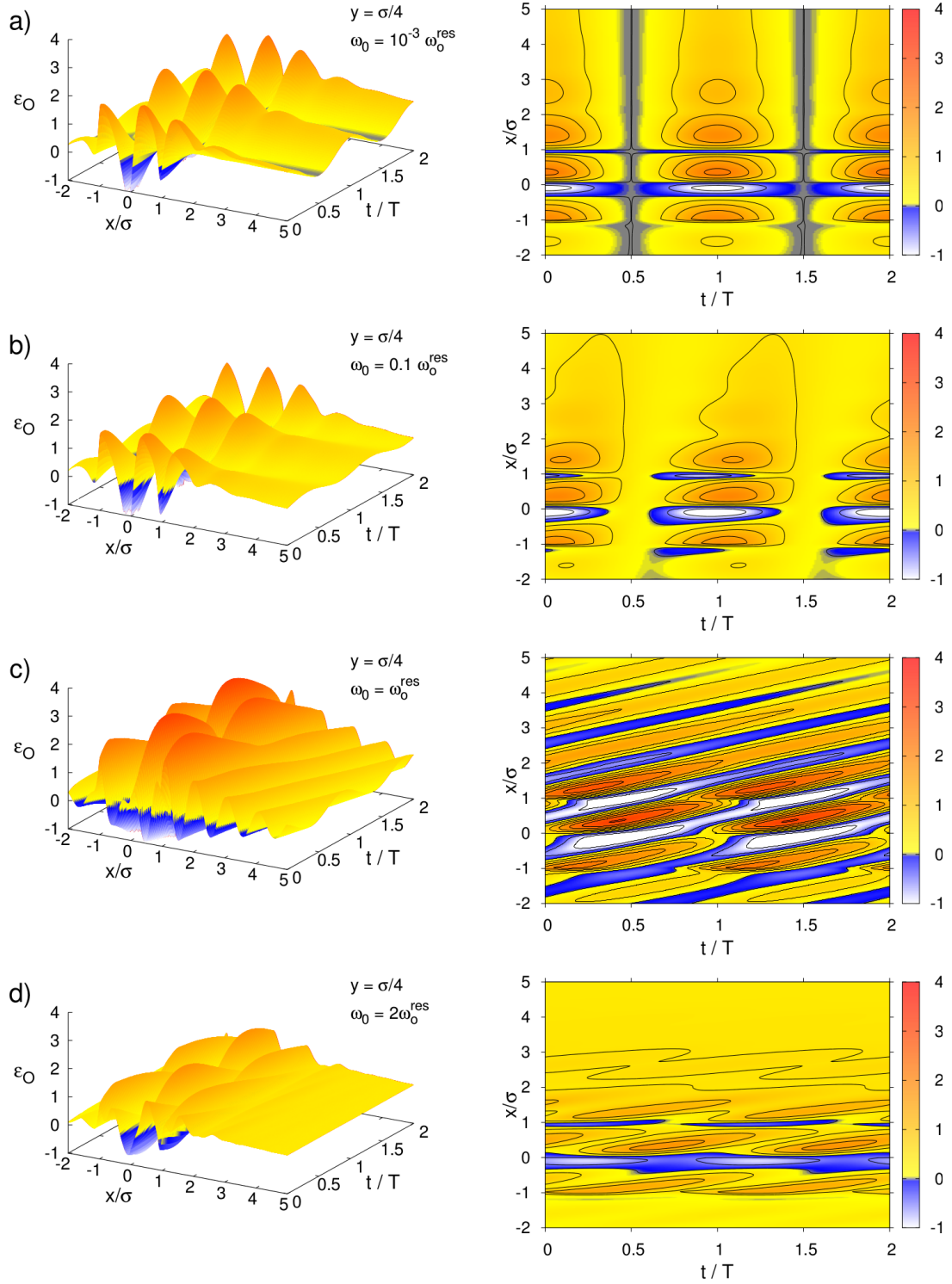


Figure 5. Time-evolution for one-dimensional slices of the oscillatory density deviation $\varepsilon_O(\mathbf{r}, t)$, obtained by numerical solution of Eq. (21). A point-like particle source, located at $\mathbf{r} = 0$, ejects particles at a positive, time-dependent rate $\lambda[\cos(\omega_0 t) + 1]$, into a fluid subject to an external force g in positive x -direction. All results shown here are for hard disk fluids in $d = 2$ spatial dimensions, for packing fraction $\phi = 0.65$, for $\lambda = 3 \times (2\pi)^2 D_0$, and for $g = 20 \times (\gamma D_0 \rho^{1/2})$. All plotted slices through the density function are for $y = \sigma/4$. Top row of panels (a): Quasi-stationary solution for a very low angular frequency of injection, $\omega_0 = 10^{-3} \times \omega_0^{\text{res}}$. Panel row b): Injection with a low, non-resonant angular frequency $\omega_0 = 0.1 \times \omega_0^{\text{res}}$. Panel row c): Resonant injection at $\omega_0 = \omega_0^{\text{res}}$, resulting in constructive interference. Panel row d): Anti-resonant injection at $\omega_0 = 2 \times \omega_0^{\text{res}}$, resulting in destructive interference.

time evolution for a $y = \text{const}$ slice of the density deviation: While one axis is for the x -direction, the other axis is for increasing times t . As discussed in the previous section, the computational grid excludes both planes $x = 0$ and $y = 0$, in order to avoid passing through the divergence at $x = y = 0$. We have therefore chosen to plot slices for the small but non-zero coordinate $y = \sigma/4$ in Fig. 5. All results in Fig. 5 are for hard disk fluids in $d = 2$ dimensions, each of which is subject to the same external drive, $g = 20 \times (\gamma D_0 \bar{\rho}^{1/2})$. Furthermore, all results are for the same injection rate $\lambda [\cos(\omega_0 t) + 1]$ with $\lambda = 3 \times (2\pi)^2 D_0$, and particle injection occurs always at $\mathbf{r} = 0$. The only difference in input parameters, for the four systems depicted in Fig. 5, is in the angular frequency of particle injection, ω_0 : The top row of panels (a) in Fig. 5 is for a very small angular frequency of injection, $\omega_0 = 10^{-3} \times \omega_0^{\text{res}}$. In this case, where the injection frequency is much less than any other characteristic frequency of the suspension, a quasi-static density profile is observed, whose x - and t -dependencies factorize almost perfectly. In the second row of panels, b), a substantially higher angular frequency of injection, $\omega_0 = 0.1 \times \omega_0^{\text{res}}$ is chosen. During the time period T , corresponding to the latter injection frequency, convective transport in positive x -direction can be clearly observed to cause a tilting of the density profile in the (x, t) -plane (*c.f.*, the right panel in row b) of Fig. 5). However, the injection frequency in panel row b) is still very different from the resonance frequency in Eq. (22) and therefore, the height of the peaks and the undulations for $x > 0$ remain similar to the ones observed in panel row a) of the same figure. A qualitative difference from row a) and b) is observed in panel row c) of Fig. 5: Here, the angular frequency of particle injection is exactly equal to the resonance angular frequency ($\omega_0 = \omega_0^{\text{res}}$), which results in excessive peaking of the density profile, and in pronounced undulations along the downstream direction. The lowermost row of panels, d), is for anti-resonant particle injection at an angular frequency of $\omega_0 = 2 \times \omega_0^{\text{res}}$. As discussed above, in this case the interference of convectively transported density minima with the density function at the locus of particle injection leads to destructive interference. The observed density profiles are less peaked than the ones in panel rows a)-c), and the undulations die out quickly in the downstream direction.

VII. CONCLUSIONS AND GENERALIZATIONS

In conclusion, we have proposed the dynamical density functional approach as a versatile tool to address transport and diffusion of interacting, injected Brownian particles in confined geometry. After reviewing the theory briefly we have discussed a linearized version of the equation with external drive included. From this approximative equations some special cases of density profiles, including steady-state profiles around a constantly emitting particle source and temporally

oscillating profiles around a source that injects particles at a periodic rate, were calculated on basis of the Percus-Yevick approximation for the particle pair-correlations. Strong particle layering is observed, as well as resonances in the time-dependent density profiles. Both layering and resonance are absent in the case of freely diffusing particles that do not interact. The presented theory should be a suitable framework to address many more questions, some of which are summarized below.

There is a plethora of possible further applications and generalizations of DDFT. It should be noticed that DDFT can be applied to *arbitrary confined geometries* by a suitable modeling of the external potential $V_{\text{ext}}(\vec{r}, t)$ which in general, however, requires a full numerical solution of the problem. As an example, a rather straightforward modification of the present study could consist in replacing the tilted plane potential in Eq. (11) by an oscillating plane potential or a tilted ratchet potential [38]. Note also that *hydrodynamic interactions* between particles and particles and walls [39] can be readily incorporated into the DDFT approach [40, 41] on an approximate level, at the expense of higher numerical effort for the evaluation of the transport equations. In addition, bulk phase transitions including *crystallization* are in principle included in the equilibrium functional [42, 43] and therefore the dynamics of crystallization can be explored [44, 45]. Phase transitions have been intensely studied in the conceptually simpler phase-field-crystal (PFC) approach [11, 44, 46], and it would be interesting to explore the dynamics of crystallization in confined geometry, which is still an open problem. DDFT can readily be applied to *mixtures*, see e.g. [47], and to *orientational* degrees of freedom relevant for liquid crystals [48–51] where even an arbitrary particle shape has been considered [52], including general Brownian orientational diffusion. In addition, even more complex situations like a *temperature gradient* can be tackled by using DDFT [53].

Finally, *active* Brownian particles [54] can be considered and again DDFT is generalizable to this recently extensively studied nonequilibrium class of systems [52, 55, 56]. Experiments on colloids [57] and bacteria [58] have proven that the Brownian statistics with white noise is sufficient to describe the data. Even single active particles show various new phenomena such as circle swimming [59], rectification [60], negative mobility [61, 62] and polar order [63]. And we are still at the beginning to understand the fascinating collective behavior such as turbulence [64], clustering [65–68] and crystallization [56, 69] of active swimmers.

ACKNOWLEDGEMENT

We acknowledge Katarina Popowa for help in typing the manuscript. This work was supported by the

-
- [1] P. HÄNGGI and F. MARCHESONI, *Rev. Mod. Phys.* **81**, 387 (2009).
- [2] C. LUTZ, M. KOLLMANN, and C. BECHINGER, *Phys. Rev. Lett.* **93**, 026001 (2004).
- [3] C. KREUTER, U. SIEMS, P. NIELABA, P. LEIDERER, and A. ERBE, *The European Physical Journal Special Topics* **222**, 2923 (2013).
- [4] M. KOLLMANN, *Phys. Rev. Lett.* **90**, 180602 (2003).
- [5] J. HANSEN and I. McDONALD, *Theory of Simple Liquids*, Academic Press, third edition, 2005.
- [6] Y. TSORI and P.-G. DE GENNES, *EPL (Europhysics Letters)* **66**, 599 (2004).
- [7] A. SENGUPTA, T. KRUPPA, and H. LÖWEN, *Phys. Rev. E* **83**, 031914 (2011).
- [8] U. M. B. MARCONI and P. TARAZONA, *The Journal of Chemical Physics* **110**, 8032 (1999).
- [9] A. J. ARCHER and R. EVANS, *The Journal of Chemical Physics* **121**, 4246 (2004).
- [10] P. ESPAÑOL and H. LÖWEN, *The Journal of Chemical Physics* **131**, (2009).
- [11] H. EMMERICH, H. LÖWEN, R. WITTKOWSKI, T. GRUHN, G. I. TÓTH, G. TEGZE, and L. GRÁNÁSY, *Advances in Physics* **61**, 665 (2012).
- [12] N. D. MERMIN, *Phys. Rev.* **137**, A1441 (1965).
- [13] H. LÖWEN, *Physics Reports* **237**, 249 (1994).
- [14] T. V. RAMAKRISHNAN and M. YUSSOUFF, *Phys. Rev. B* **19**, 2775 (1979).
- [15] Y. ROSENFELD, *Phys. Rev. Lett.* **63**, 980 (1989).
- [16] P. ZHANG, L. CAI, Z.-J. LIAN, and X.-Y. PAN, *Chin. Phys. Lett.* **27**, 080504 (2010).
- [17] R. ROTH, K. MECKE, and M. OETTEL, *J. Chem. Phys.* **136**, 081101 (2012).
- [18] M. H. YAMANI and M. OETTEL, *Phys. Rev. E* **88**, 022301 (2013).
- [19] J. REINHARDT, F. WEYSSER, and J. M. BRADER, *EPL* **102**, 28011 (2013).
- [20] T. NEUHAUS, M. SCHMIEDEBERG, and H. LÖWEN, *New J. Phys.* **15**, 073013 (2013).
- [21] I. SANTAMARÍA-HOLEK, Z. GRZYWNA, and J. RUBI, *The European Physical Journal Special Topics* **222**, 129 (2013).
- [22] A. J. ARCHER, P. HOPKINS, and M. SCHMIDT, *Phys. Rev. E* **75**, 040501 (2007).
- [23] A. L. YARIN, *Annu. Rev. Fluid Mech.* **38**, 159 (2006).
- [24] M. C. JENKINS and S. U. EGELHAAF, *Journal of Physics: Condensed Matter* **20**, 404220 (2008).
- [25] J. K. PERCUS and G. J. YEVICK, *Phys. Rev.* **110**, 1 (1958).
- [26] M. HEINEN, E. ALLAHYAROV, and H. LÖWEN, *J. Comput. Chem.* **35**, 275 (2014).
- [27] A. IVLEV, H. LÖWEN, G. MORFILL, and C. P. ROYALL, *Complex Plasmas and Colloidal Dispersions: Particle-resolved Studies of Classical Liquids and Solids*, volume 5 of *Series in Soft Condensed Matter*, World Scientific, Singapore [u.a.], 2012.
- [28] R. D. ROHRMANN and A. SANTOS, *Phys. Rev. E* **76**, 051202 (2007).
- [29] M. ADDA-BEDIA, E. KATZAV, and D. VELLA, *J. Chem. Phys.* **129**, 144506 (2008).
- [30] M. PLISCHKE and D. HENDERSON, *J. Chem. Phys.* **84**, 2846 (1986).
- [31] R. KJELLANDER and S. SARMAN, *Mol. Phys.* **74**, 665 (1991).
- [32] K. NYGÅRD, R. KJELLANDER, S. SARMAN, S. CHODANKAR, E. PERRET, J. BUITENHUIS, and J. F. VAN DER VEEN, *Phys. Rev. Lett.* **108**, 037802 (2012).
- [33] M. ENGEL, J. A. ANDERSON, S. C. GLOTZER, M. ISOBE, E. P. BERNARD, and W. KRAUTH, *Phys. Rev. E* **87**, 042134 (2013).
- [34] J. KOLAJA and M. ROTTNER, *Mol. Phys.* **104**, 3435 (2006).
- [35] T. FRANOSCH, S. LANG, and R. SCHILLING, *Phys. Rev. Lett.* **109**, 240601 (2012).
- [36] A. REINMÜLLER, E. C. OĞUZ, R. MESSINA, H. LÖWEN, H. J. SCHÖPE, and T. PALBERG, *The Journal of Chemical Physics* **136**, (2012).
- [37] A. SENGUPTA, S. VAN TEEFFELEN, and H. LÖWEN, *Phys. Rev. E* **80**, 031122 (2009).
- [38] K. LICHTNER and S. H. L. KLAPP, *EPL* **92**, 40007 (2010).
- [39] D. TAKAGI, J. PALACCI, A. B. BRAUNSCHWEIG, M. J. SHELLEY, and J. ZHANG, *Soft Matter* **10**, 1784 (2014).
- [40] M. REX and H. LÖWEN, *Phys. Rev. Lett.* **101**, 148302 (2008).
- [41] M. REX and H. LÖWEN, *The European Physical Journal E* **28**, 139 (2009).
- [42] J.-L. BARRAT and H. XU, *J. Phys.-Condes. Matter* **2**, 9445 (1990).
- [43] H. XU and M. BAUS, *J. Phys.-Condes. Matter* **2**, 5885 (1990).
- [44] S. VAN TEEFFELEN, C. N. LIKOS, and H. LÖWEN, *Phys. Rev. Lett.* **100**, 108302 (2008).
- [45] T. NEUHAUS, A. HÄRTEL, M. MARECHAL, M. SCHMIEDEBERG, and H. LÖWEN, *The European Physical Journal Special Topics* **223**, 373 (2014).
- [46] K. R. ELDER, M. KATAKOWSKI, M. HAATAJA, and M. GRANT, *Phys. Rev. Lett.* **88**, 245701 (2002).
- [47] K. LICHTNER, A. J. ARCHER, and S. H. L. KLAPP, *J. Chem. Phys.* **136**, 024502 (2012).
- [48] M. REX, H. H. WENSINK, and H. LÖWEN, *Phys. Rev. E* **76**, 021403 (2007).
- [49] R. WITTKOWSKI, H. LÖWEN, and H. R. BRAND, *Phys. Rev. E* **82**, 031708 (2010).
- [50] R. WITTKOWSKI, H. LÖWEN, and H. R. BRAND, *Phys. Rev. E* **84**, 041708 (2011).
- [51] H. LÖWEN, *Journal of Physics: Condensed Matter* **22**, 364105 (2010).
- [52] R. WITTKOWSKI and H. LÖWEN, *Molecular Physics* **109**, 2935 (2011).
- [53] R. WITTKOWSKI, H. LÖWEN, and H. R. BRAND, *The Journal of Chemical Physics* **137**, (2012).
- [54] P. ROMANCZUK, M. BÄR, W. EBELING, B. LINDNER, and L. SCHIMANSKY-GEIER, *The European Physical Journal Special Topics* **202**, 1 (2012).
- [55] H. H. WENSINK and H. LÖWEN, *Phys. Rev. E* **78**, 031409

- (2008).
- [56] A. M. MENZEL and H. LÖWEN, *Phys. Rev. Lett.* **110**, 055702 (2013).
- [57] F. KÜMMEL, B. TEN HAGEN, R. WITTKOWSKI, I. BUTTINONI, R. EICHHORN, G. VOLPE, H. LÖWEN, and C. BECHINGER, *Phys. Rev. Lett.* **110**, 198302 (2013).
- [58] X. ZHENG, B. TEN HAGEN, A. KAISER, M. WU, H. CUI, Z. SILBER-LI, and H. LÖWEN, *Phys. Rev. E* **88**, 032304 (2013).
- [59] S. VAN TEEFFELEN and H. LÖWEN, *Phys. Rev. E* **78**, 020101 (2008).
- [60] M. B. WAN, C. J. OLSON REICHHARDT, Z. NUSSINOV, and C. REICHHARDT, *Phys. Rev. Lett.* **101**, 018102 (2008).
- [61] C. A. BRACKLEY, M. E. CATES, and D. MARENDUZZO, *Phys. Rev. Lett.* **109**, 168103 (2012).
- [62] P. K. GHOSH, V. R. MISHKO, F. MARCHESONI, and F. NORI, *Phys. Rev. Lett.* **110**, 268301 (2013).
- [63] M. ENCULESCU and H. STARK, *Phys. Rev. Lett.* **107**, 058301 (2011).
- [64] H. H. WENSINK, J. DUNKEL, S. HEIDENREICH, K. DRESCHER, R. E. GOLDSTEIN, H. LÖWEN, and J. M. YEOMANS, *Proceedings of the National Academy of Sciences* **109**, 14308 (2012).
- [65] I. THEURKAUFF, C. COTTIN-BIZONNE, J. PALACCI, C. YBERT, and L. BOCQUET, *Phys. Rev. Lett.* **108**, 268303 (2012).
- [66] I. BUTTINONI, J. BIALKÉ, F. KÜMMEL, H. LÖWEN, C. BECHINGER, and T. SPECK, *Phys. Rev. Lett.* **110**, 238301 (2013).
- [67] J. PALACCI, S. SACANNA, A. P. STEINBERG, D. J. PINE, and P. M. CHAIKIN, *Science* **339**, 936 (2013).
- [68] J. BIALKÉ, H. LÖWEN, and T. SPECK, *EPL (Europhysics Letters)* **103**, 30008 (2013).
- [69] J. BIALKÉ, T. SPECK, and H. LÖWEN, *Phys. Rev. Lett.* **108**, 168301 (2012).