

Large-amplitude spin oscillations triggered by nonequilibrium strongly correlated t_{2g} electrons

Malte Behrmann and Frank Lechermann

I. Institut für Theoretische Physik, Universität Hamburg, 20355 Hamburg, Germany

Laser-induced ultrafast (fs) magnetization experiments in antiferromagnets have recently attracted large attention, paving the road for inherently fast spin dynamics in the THz regime without invoking stray fields. The technical importance is emphasized by the rising new research field of antiferromagnetic (AFM) spintronics, where superexchange-dominated strongly correlated compounds provide an interesting materials playground. An intriguing question is whether the Coulomb interaction may be a key to control AFM order on ultrafast time scales. Therefore, we study (de)magnetization processes in a time-dependent multiorbital Hubbard model, focusing on t_{2g} electrons in a wider doping range. Depending on filling, we reveal large-amplitude spin oscillations via interaction quenches from the antiferromagnetic or paramagnetic state. Nonequilibrium ultrafast spin-orientation effects in prominent correlated transition-metal oxides are therefrom predicted.

PACS numbers: 71.27.+a, 71.10.Fd, 75.78.-n

I. INTRODUCTION

Since the discovery of ultrafast demagnetization of ferromagnetic (FM) Ni by a 60-fs laser pulse [1], multiple experimental studies have studied similar magnetization dynamics in ferromagnets [2–5]. A focus lies on switching spin orientations in a deterministic way on shortest (femtosecond) time scales. This is critical for data storage as it sets the bit-recording time limit in magnetic memory devices [6]. Many theoretical mechanisms have been proposed to explain the ultrafast demagnetization and a way to control FM order. These include the Elliot-Yafet mechanism [7, 8], superdiffusive spin transport [9] and processes driven by the Coulomb interaction [10].

The latter plays the dominant role in equilibrium strongly correlated materials, often leading to antiferromagnetic (AFM) order via superexchange. Notably for compounds harboring transition-metal ions with $3d$ shells close to half filling. In this context, the spintronics of AFM systems is a rising focus in the research on nonequilibrium systems [11–14]. It offers inherently faster processes with spin dynamics in the THz regime [15–17]. Such has been investigated in the fully compensated ($S^{(\text{tot})} = 0$), strongly correlated antiferromagnets NiO [16, 18, 19] and MnO [17] as well as the rare-earth orthoferrites [2–4, 20]. Finally, the exchange-bias effect [21] can in principle be used to employ ultrafast control of FM order by manipulating the magnetic state of an adjacent antiferromagnet [22]). It is important to know whether the AFM ordering especially in correlated materials can be controlled via general mechanisms, not readily accessible by weak-coupling approaches.

Here, we indeed show that Coulomb interactions in a multiorbital system lead upon laser excitation to large-amplitude oscillations of the AFM order parameter. This behavior is evoked by tuning the initial magnetic ground state as well as the excitation strength. With the generic model study we aim at a broad materials class of corre-

lated transition-metal oxides with dominant t_{2g} physics from N electrons. For instance, high-Néel-temperature SrTcO₃ [23] (half-filled $N = 3$), nearly-AFM SrCrO₃ [24] ($N = 2$) and paramagnetic (PM) Sr₂MoO₄ [25] ($N = 2$). These t_{2g} materials are subject to peculiar effects of strong correlations, driven not only by an Hubbard U but notably a relevant Hund's exchange J_H [23, 26–28]. Using a generic multiband Hubbard model, we show that those Coulomb interactions are also the key players concerning nonequilibrium magnetism on the few-hundred fs time scale. As we are aiming here for general implications with materials-realistic fillings, an orbital-degenerate study is performed. Note that experiments in fact put SrCrO₃ and Sr₂MoO₄ in this category of vanishing crystal field within the t_{2g} manifold [24, 29]. Our results reveal an inherent connection between (transient) oscillatory behavior and the proximity of the excited state to an equilibrium AFM-PM phase boundary.

II. THEORETICAL FRAMEWORK

This study focuses on interacting t_{2g} electrons within a model context. Our three-band Hubbard Hamiltonian on the simple-cubic lattice uses a nearest-neighbor (NN) hopping t_h and full rotational-invariant Coulomb interactions in Slater-Kanamori parameterization, i.e. utilizing Hubbard U and Hund's exchange J_H . In the following the half-bandwidth D sets the energy scale. The complete Hamiltonian \mathcal{H} reads as

$$\mathcal{H} = -t_h \sum_{\langle i,j \rangle p\sigma} \left(c_{ip\sigma}^\dagger c_{jp\sigma} + \text{h.c.} \right) + \sum_i \mathcal{H}_i^{\text{loc}} \quad , \quad (1)$$

with the interaction term on each site written as

$$\begin{aligned} \mathcal{H}_i^{\text{loc}} &= U \sum_p n_{p\uparrow} n_{p\downarrow} + \\ &+ \frac{1}{2} \sum_{p \neq p', \sigma} \left\{ (U-2J_H) n_{p\sigma} n_{p'\bar{\sigma}} + (U-3J_H) n_{p\sigma} n_{p'\sigma} \right. \\ &+ \left. J_H \left(c_{p\sigma}^\dagger c_{p'\bar{\sigma}}^\dagger c_{p\bar{\sigma}} c_{p'\sigma} + c_{p\sigma}^\dagger c_{p'\sigma}^\dagger c_{p'\bar{\sigma}} c_{p\sigma} \right) \right\}, \quad (2) \\ &= (U-3J_H) \frac{\hat{N}(\hat{N}-1)}{2} + \frac{5}{2} J_H \hat{N} - 2J_H \bar{S}^2 - \frac{1}{2} J_H \bar{L}^2. \end{aligned}$$

Here, the indices $p, p' = 1, 2, 3$ are labeling t_{2g} orbitals and $\sigma = \uparrow, \downarrow$ is the spin projection. The quantities \hat{N} , \bar{S} and \bar{L} mark the particle, spin and angular-momentum operator. This renders the local symmetries L^2 , S^2 and S_z obvious in the given model representation.

The equilibrium interacting problem is solved within rotational-invariant slave-boson mean-field theory (SBMFT) [30, 31], with the same level of approximation as a corresponding Gutzwiller formulation [32]. Out of equilibrium the time-dependent (TD) extension to SBMFT is applied [33, 34], which is tailored to the short-time dynamics with and without magnetic order [33, 35, 36]. It may address the correlated metallic as well as the Mott-insulating state in the nonequilibrium regime. Qualitatively, the same physics as more advanced full Keldysh-contour schemes [37, 38] is reproduced, aside from general aspects of thermalization.

For the dynamic regime, an SBMFT determined equilibrium solution from free-energy considerations sets the stage. Afterwards, we propagate the equilibrium solution with a TD Hamiltonian. The condensed slave bosons ϕ become time dependent and the following set of nonlinear differential equations (site index i suppressed) is numerically solved:

$$i \frac{\partial \nu_{a\alpha}^{\mathbf{k}}}{\partial t} = \sum_{\beta} \tilde{H}_{\alpha\beta}^{\mathbf{k}} \nu_{a\beta}^{\mathbf{k}}, \quad \tilde{H}_{\alpha\beta}^{\mathbf{k}} = \sum_{\alpha'\beta'} R_{\alpha\alpha'}^\dagger \varepsilon_{\alpha'\beta'}^{\mathbf{k}} R_{\beta'\beta}, \quad (3)$$

$$i \frac{\partial \phi_{AB}}{\partial t} = \sum_C \mathcal{H}_{AC}^{\text{loc}} \phi_{CB} + \sum_{\mathbf{k}b}^{\text{occ}} \sum_{\alpha\beta} \nu_{b\alpha}^{*\mathbf{k}} \frac{\partial \tilde{H}_{\alpha\beta}^{\mathbf{k}}}{\partial \phi_{AB}^\dagger} \nu_{b\beta}^{\mathbf{k}}. \quad (4)$$

In these equations, a, b label eigenvalues, $\nu^{\mathbf{k}}$ eigenstates of $\tilde{H}[\phi]$ in momentum (\mathbf{k}) space, A, B, C denote the local basis states and α, β the orbital-spin combination. The dispersion $\varepsilon^{\mathbf{k}}$ results from the Fourier transform of the NN-hopping kinetic term of eq. (1). A numerical solution of eqs. (3,4) is achieved by using an adaptive Runge-Kutta scheme of order 6(5) [39].

The laser excitation (sufficiently short regarding pulse width) is modeled by an interaction quench. This is realized by choosing an initial $U_i(t=0)$ and a final $U_f(t>0)$. The ratio $q \equiv J_H/U$ is kept fixed, i.e. $q = q_i = q_f$. Surely, an interaction quench does not cover all the details of a realistic laser-excitation process, and other approximative TD Hamiltonians are conceivable. But, the

present choice is suitable to reveal the key effects occurring in the short-time regime of correlated multiorbital magnetization dynamics. Our filling N is defined as t_{2g} electrons per site in a two-site unit cell, i.e. $N = 3$ marks half-filling. Due to the absence of crystal-field splitting, the magnetic moment m is orbitally degenerate and here given per orbital and per site in units of $2\mu_B$. Note that recent work by Sandri *et al.* [35] showed that the present formalism addresses the AFM-to-PM transition in an interaction quench of the one-band Hubbard model qualitatively correct compared to more elaborate schemes [38]. This provides strong confidence that the method performs also well for the more challenging multiorbital problem at hand.

III. RESULTS

A. Equilibrium case

Before entering the nonequilibrium regime, we recap relevant characteristics of the equilibrium problem. The magnetic phase diagram with hole doping from SBMFT for $q = 0.2$ shown in Fig. 1 displays a PM phase for small U and an AFM/FM phase at lower/higher doping for larger U . Within dynamical mean-field theory (DMFT) using a continuous-time quantum Monte Carlo (CT-QMC) solver, Chan *et al.* [43] found no AFM order away from half filling on the Bethe lattice for $q=0.167$ at $\beta t_h=50$ (β is inverse temperature). But, our comparative DMFT computations with same parameter setting on the cubic lattice reveals indeed stable antiferromagnetism for moderate doping (see Appendix).

It is known that the impact of the Hund's exchange is a key feature for PM ground states in the doped three-band Hubbard model [26]. In Fig. 2 this so-called *Janus-faced* influence is clearly seen for the filling $N = 2$. There, for larger J_H the correlation strength is increased at smaller U , but the Mott transition is shifted to much larger U . However, note that in this work the nonequilibrium study

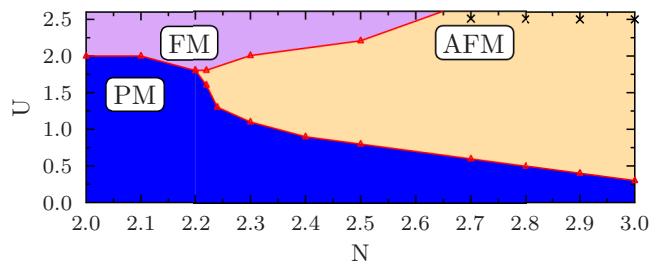


FIG. 1. (Color online) Equilibrium SBMFT magnetic phase diagram for the hole-doped three-band Hubbard model on the cubic lattice with $q=0.2$. Black crosses mark for comparison stable AFM solutions within DMFT using an CT-QMC impurity solver [40–42] at $\beta t_h=50$ and $q = 0.167U$ (see text).

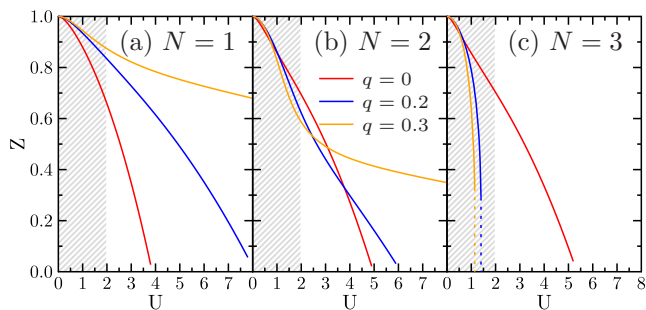


FIG. 2. (Color online) Equilibrium quasiparticle weight $Z = (1 - \frac{\partial \Sigma}{\partial \omega}|_{\omega \rightarrow 0})^{-1}$ for different U , q , and fillings $N=1,2,3$. Grey shaded areas mark the interaction regime covered by the nonequilibrium study in the subsequent quench scenarios.

is restricted to $U_f \leq 2.0$, as this is the equilibrium interaction region where the AFM ground state is stable over a broad region of filling N ($2.2 \leq N \leq 3.0$). Thus, there is no strong Janus-faced influence of J_H onto the nonequilibrium magnetic responses expected. The detailed impact of the Janus-faced physics on itinerant magnetically ordered states is still an open question.

B. Nonequilibrium case

Before considering the doping-dependent scenario, we provide a connection to earlier single-band studies [35, 38] by exploring the dynamic magnetic response at half-filling from an initial AFM state towards a nonequilibrium PM state at smaller interaction values. This allows to investigate the influence of different $J_H = qU$ onto the magnetization dynamics. Figure 3 shows the time evolution of the magnetic moment for a single site with equal initial m and different J_H values. The quantity U_{fc}^{PM} marks the critical final interaction value needed to observe PM behavior. A vanishing Hund's exchange massively decreases the interaction difference $U_i - U_{fc}^{PM}$. As the AFM correlations weaken with doping, $U_i - U_{fc}^{PM}$ is largest at half-filling. In the following, we choose $q = 0.2$, but qualitative changes induced by increasing q are also discussed.

Initial AFM state.— The first hole-doped scenario considers the dynamic demagnetization from an initial metallic AFM state (at $U_i = 2$) to a final metallic PM state at small U_f , keeping $q = 0.2$. As exemplified for $N = 2.4$ (see Fig. 4) small quench strengths lead to a dynamic AFM state with small variation of the staggered magnetic moment. Reducing U_f further triggers a new kind of magnetic response. A spin oscillation with large amplitude around the zero staggered moment sets in, leading to a periodic sign change of the magnetic moment on each site. This spin oscillation exhibits still an antiferromagnetic order concerning neighboring sites in

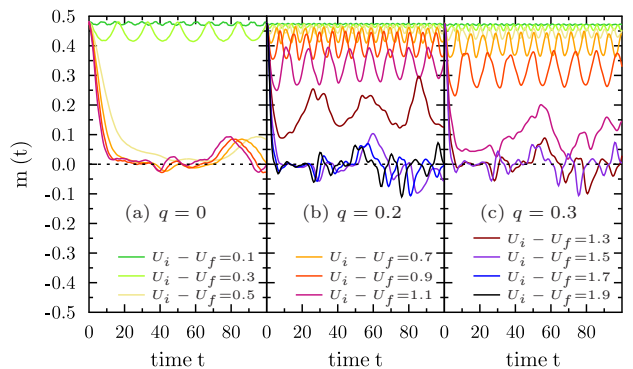


FIG. 3. (Color online) TD magnetization for different q at half-filling after the quench. The chosen U_i ensure equal initial magnetization: (a) $U_i = 3$, (b) $U_i = 2$, (c) $U_i = 1.6$.

the unit cell (site 1, site 2, see Fig. 4). Note that the time-averaged quasiparticle (QP) weight \bar{Z} is lower than the corresponding equilibrium Z . For even smaller U_f , the PM state is finally reached and the QP weight becomes nearly U_f independent with a significantly lower value than the equilibrium one. Taking into account the variation of the filling N in Fig. 4 renders it clear that the non-equilibrium AFM-PM response boundary is indeed rather close to the corresponding equilibrium phase boundary. With doping away from half-filling, the intriguing AFM spin oscillations start to appear at $N \sim 2.6$. The susceptible U_f range for these oscillations broadens towards $N \sim 2.2$, where the equilibrium AFM phase eventually breaks down. It seems likely that the occurrence of these large-amplitude spin oscillations is connected to enhanced magnetic fluctuations close to the phase boundary. Some features are reminiscent of behavior close to a nonthermal critical point, which has been previously found in time-dependent single-orbital studies [35, 38]. There, the frequency of the TD magnetic moment is known to tend to zero from above. From the bottom graphs in Fig. 4, the main frequency of the changing local magnetic moment shows a similar characteristic. It decreases from $U_f = 1.5$ - 1.1 and then increases again at $U_f = 0.9$. Note that thermalization is delayed near such a (nonthermal) critical point in the single-orbital case [38].

To better understand the origin of the large-amplitude spin oscillations, examining the occupations of the dominant local multiplets is insightful. Those are here given by the ($L = S = 1$) spin triplet ($\phi_{L_z, 1, S_z}$) and the ($L = 0$, $S = \frac{3}{2}$) spin quartet ($\phi_{\frac{3}{2}, S_z}$) (see Table I). Both are expressed through the eigenvalues of the squared angular momentum and spin operator, i.e. \hat{L}^2 and \hat{S}^2 (see also Ref. [26]). One thus can define a threshold parameter η via ratios between the maximal amplitude of the TD magnetic fluctuations for the spin triplet/quartet and the

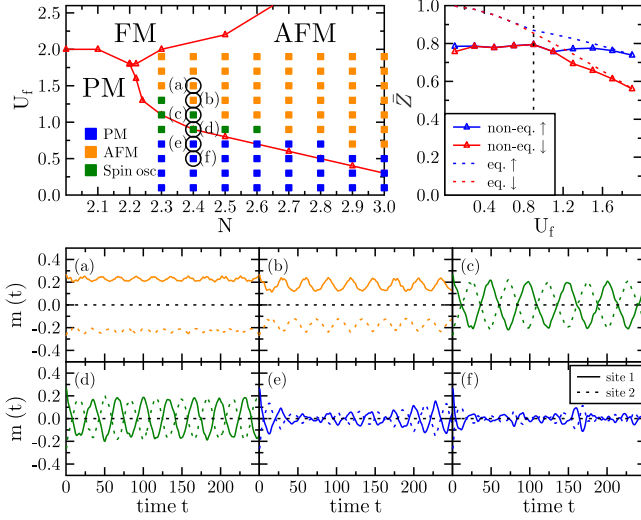


FIG. 4. (Color online) Top left: Nonequilibrium demagnetization response diagram for $q = 0.2$. Full lines separate the equilibrium phases at $U = U_f$. Initial AFM state is established for $U_i = 2$ and all N . Squares indicate U_f and the corresponding nonequilibrium magnetic response. Top right: Time-averaged (\bar{Z}) and equilibrium QP weight at $N = 2.4$. Bottom: TD magnetization $m(t)$ for selected U_f at $N = 2.4$.

initial (equilibrium) spin polarization, i.e.

$$\eta = \frac{w_1(A_1^1 - A_0^1)}{\left| \phi_{1,1}^{(t=0)} \right|^2 - \left| \phi_{1,0}^{(t=0)} \right|^2} + \frac{w_{\frac{3}{2}} \left(A_{\frac{3}{2}}^{\frac{3}{2}} + A_{-\frac{3}{2}}^{\frac{3}{2}} \right) / 2}{\left| \phi_{\frac{3}{2},\frac{3}{2}}^{(t=0)} \right|^2 - \left| \phi_{\frac{3}{2},-\frac{3}{2}}^{(t=0)} \right|^2}, \quad (5)$$

$$w_S = \sum_{S_z = \pm S, \pm S - 1} \left| \phi_{S,S_z}^{(t=0)} \right|^2, \quad A_{S_z}^S = \text{Max} \left(\left| \phi_{S,S_z}^{(t)} \right|^2 \right).$$

As the spin triplet is L_z degenerate, we understand $\phi_{1,S_z} = \sum_{L_z = \pm 1, 0} \phi_{L_z, 1, S_z}$. The maximum amplitudes A are computed from the maximum value (Max) of the slave bosons in the time interval $[10, 250]$. The first term in eq. (5) arises from the difference in A between $S_z = 1$ and $S_z = 0$ of the triplet. As the quartet has no $S_z = 0$ state, the second term originates from the average amplitude of states with largest S_z difference, since those are most susceptible to magnetic fluctuations. In order to normalize the different filling scenarios, both contributions are weighted with the initial multiplet occupation. Note that the inspected time interval starts beyond the initial drop in m from dephasing. The TD magnetic fluctuations overcome the initial spin polarization for $\eta > 0.5$

$\{L, S\} (S_z)$	$N=2.3$	$N=2.5$	$N=2.8$	$N=3.0$
$\{1, 1\} (1)$	0.50 (0.32)	0.41 (0.35)	0.22 (0.21)	0.05 (0.05)
$\{0, \frac{3}{2}\} (\frac{3}{2})$	0.31 (0.17)	0.44 (0.35)	0.69 (0.66)	0.88 (0.88)

TABLE I. Initial occupation at $t = 0$ of selected single-site multiplets for different fillings N and $U = 2$, $q = 0.2$.

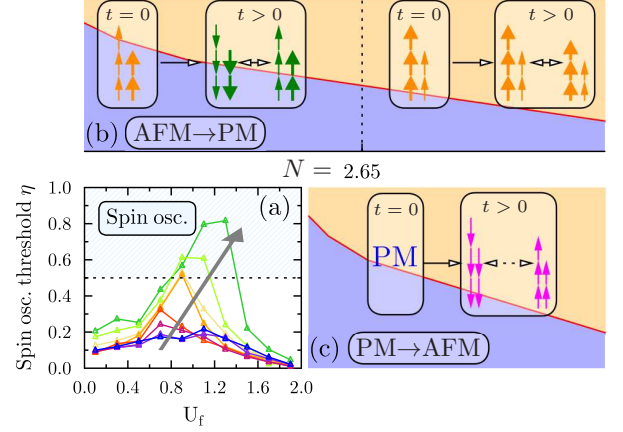


FIG. 5. (Color online) (a) Spin oscillation threshold η for various U_f and fillings $N = 3.0, \dots, 2.3$ (from blue to green) for the quenched AFM state. (b,c) Sketched time evolution of three-particle quartet state (three arrows) and two-particle triplet state (two arrows). Green and purple colors mark spin oscillations for a quenched AFM and PM state, respectively.

and thus can invert the magnetization (see Fig. 5) (for a consideration of the energetics, see Appendix). Close to half-filling, the increased initial spin polarization of the spin quartet (see Table I) dominates the dynamic magnetic amplitude and the large-amplitude spin oscillations disappear. Small shifts of the latter region of appearance in U_f occur by an increased $q = 0.3$. But the filling dependence remains qualitative identical. Thus, the Hund's J_H coupled three-particle quartet and two-particle triplet rule the doped t_{2g} dynamics. A break-up of these multiplets in lower S excitations is not detectable on a substantial level.

Initial PM state.— Second, we deal with an initial metallic PM state close to the equilibrium AFM-PM phase boundary, quenched to larger U_f , keeping $q = 0.2$. Only initial states close to the equilibrium PM-AFM phase boundary allow for a finite TD local spin expectation value $\langle S \rangle$ upon quenching. As observable in Fig. 6, small quench strengths readily lead to modulated dynamic AFM order with nonequilibrium QP weight \bar{Z} close to the equilibrium value. For rather large $U_f \sim 1.75 - 2$ the system remains in a strongly correlated metallic PM state with $\bar{Z} < 0.2$ much smaller than the corresponding equilibrium Z . The robust PM magnetic order for strong quenches is easily understood from the large energy transfer that raises the effective temperature above reasonable Néel scales. Interestingly, however, at intermediate quench-strength *transient* AFM spin oscillations appear with a length of 20 to 100 fs (see Appendix). They show a short-time decay into a dynamic itinerant AFM state and are substantially different to those encountered in the PM-to-AFM scenario. This new nonequilibrium feature is appearing already at low hole doping and remain vital for nearly all fillings up to the

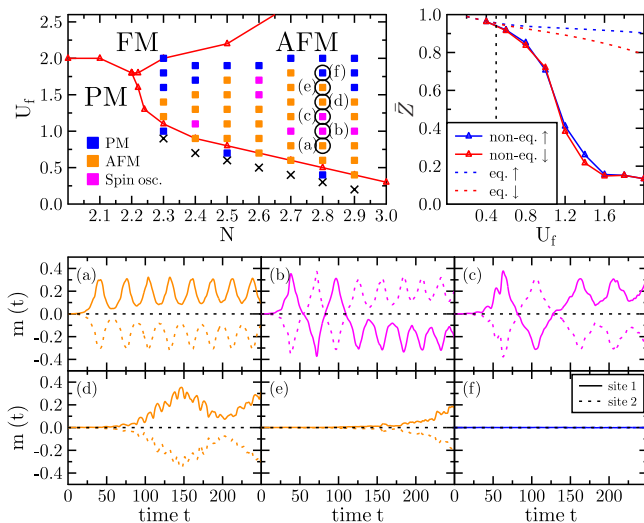


FIG. 6. (Color online) Top left: Nonequilibrium magnetization response diagram for $q = 0.2$ with equilibrium phases separated by full lines (calculated at $U = U_f$). Crosses denote initial PM state and squares indicate U_f and the corresponding nonequilibrium magnetic response. Top right: Time-averaged (\bar{Z}) and equilibrium QP weight at $N = 2.8$. Bottom: TD magnetization $m(t)$ for selected U_f at $N = 2.8$.

vanishing point of the static AFM phase. Moreover, there appears to be no obvious pinning to the static AFM-PM phase boundary. However, the noninteracting ground state as initial state with small hole doping ($N = 2.6-2.9$) shifts the U_f region ($U_f \sim 0.5$) for transient spin oscillations right at the static AFM-PM phase boundary. The influence of thermalization onto these transient spin oscillations can be estimated from a paramagnetic single-orbital TD-DMFT study [37]. There, weak interaction quenches from a noninteracting initial state lead to no thermalization on intermediate time scales. This indicates that the present transient spin oscillations should be observable shortly after the quench, before thermalization sets in.

The derived threshold parameter η of the first scenario is here not applicable, as there is no initial spin polarisation. To still shed light onto the complicated doping behavior, we consider again the same two maximally occupied sets of local states as in the demagnetization quenches. Namely, from the filling-dependent occupation hierarchy between spin quartet/triplet, one may discriminate three different transient spin-oscillation types (see Fig. 7). Let us focus on the states with extremal S_z to make it obvious. For $N = 2.4$, the spin quartet has a higher maximal TD occupation as the spin triplet. As the former has only finite S_z projections, it is more susceptible to net spin polarization since the triplet has one nonmagnetic state ($S_z = 0$). So the dynamic change in occupation amplitude triggered by magnetic fluctuations has to be higher for a dominant spin quartet than for

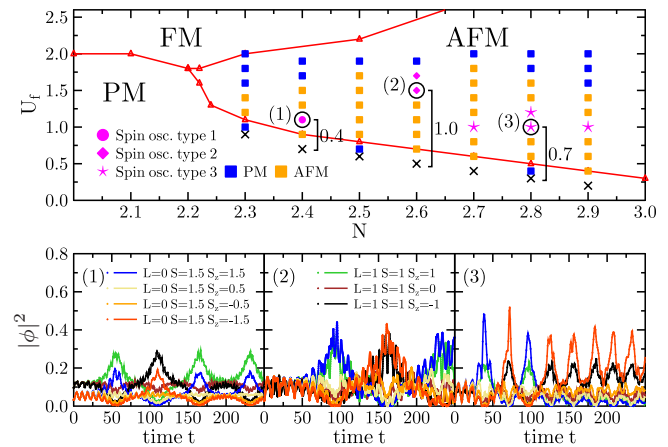


FIG. 7. (Color online) Top: Distinction between three types of transient spin oscillations when quenching the PM phase. Bottom: TD occupation numbers from squared slave-boson amplitudes for local spin quartet and triplet within these types: (1) $|\phi_t|^2 > |\phi_q|^2$, (2) $|\phi_t|^2 \sim |\phi_q|^2$ and (3) $|\phi_q|^2 < |\phi_t|^2$, with t : triplet and q : quartet. All other markers/labels as Fig. 6.

the spin triplet. Thus, a quench strength $U_f - U_i = 0.4$ is sufficient for $N = 2.4$, instead for $N = 2.8$ an amount $U_f - U_i = 0.7$ is necessary to render the system susceptible to these transient states. The near-degenerate case at $N = 2.6$ demands an even higher quench strength.

Summary.— The connection between spin orientation on the local-correlation timescale and electron-electron interactions for systems with half-filled or hole-doped t_{2g} shell has been investigated. Utilized interaction parameters, magnetic ground states, and excited states (AFM-to-PM, PM-to-AFM) may be directly related to concrete materials cases. Exciting an AFM ground state leads to a nonequilibrium AFM-PM transition for all considered fillings. Furthermore, a broad region of longitudinal large-amplitude spin oscillations emerges at high hole doping. It narrows towards moderate hole doping near the equilibrium AFM-PM phase boundary. These spin oscillations display here a rather robust behavior in time and future developments of more general thermalization schemes beyond TD-SBMFT have to be invoked to investigate their stability. Note that such schemes are at present still inapplicable to demanding multiorbital Hubbard models.

Transient versions of those spin oscillations appear when exciting a PM state near the equilibrium PM-AFM phase boundary, without a simplistic filling dependence. In the noninteracting ground-state limit for small hole doping, the connection between transient spin oscillation and the equilibrium AFM-PM phase boundary is obvious. The doping-dependent occupation hierarchy of a local spin quartet and triplet within the correlated metal decides between the different nonequilibrium magnetic

responses. Note that relevant transversal spin dynamics is expected at lower energy transfers than generally studied in here. Albeit fully accessible within TD-SBMFT, additional symmetry-breaking mechanisms have to be permitted.

We thank A. I. Lichtenstein for useful discussions. This work has been supported by the DFG cluster of excellence ‘‘The Hamburg Centre for Ultrafast Imaging’’ as well as the DFG-SFB925. Computations were performed at the North-German Supercomputing Alliance (HLRN) under Grant No. hhp00031.

APPENDIX A: RESULTS FROM DYNAMICAL MEAN-FIELD THEORY

The dynamical mean-field theory (DMFT) calculations with an continuous-time quantum Monte-Carlo (CT-QMC) impurity solver [40–42] are performed at $\beta t_h = 50$ and $q = 0.167$. This allows for a comparison with similar earlier equilibrium phase investigations [43]. Note that there a Bethe lattice (infinite coordination number and nonloop topology) is used in contrast to our 3D simple cubic dispersion. Within our setup we are able to stabilize AFM order in the hole-doped regime (see Tab. II). We use $U=15t_h$, which equals $2.5D$ as the band width is $12t_h$.

APPENDIX B: TOTAL ENERGY CONSIDERATIONS

In this section, we want to take a closer look at the interplay between the initial total energy $E_i^{tot} := \langle i | H(U_i) | i \rangle$ and the final total energy one time step after the quench E_f^{tot} in view of the obtained physics. The time evolved parameters (slave bosons ϕ and eigenvectors ν_a^k) have only acquired changes way below accuracy in the first time step. So, E_f^{tot} is a good approximation to $\langle i | H(U_f) | i \rangle$, namely, the total energy of the Hamiltonian after the quench in the initial state.

Note that when we quench the Coulomb interaction $\mathcal{H}_i^{loc} \neq \mathcal{H}_f^{loc}$, the potential energy changes abruptly $E_f^{pot} \neq E_i^{pot}$. In contrast, the kinetic energy is time dependent via the renormalization matrices R , which are a functional of the time-dependent slave-bosons, and evolves from the initial value E_i^{kin} [31]. This means that one time step after the quench E_f^{kin} has acquired only

N	3.0	2.9	2.8	2.7
S_z	-1.45	-1.24	-0.94	-0.12

TABLE II. Total S_z (summed over orbitals) for appropriate filling N in a 3D simple cubic lattice with $\beta t_h = 50$, $q = 0.167$ and $U = 2.5D$ derived by DMFT using an CT-QMC impurity solver [40–42].

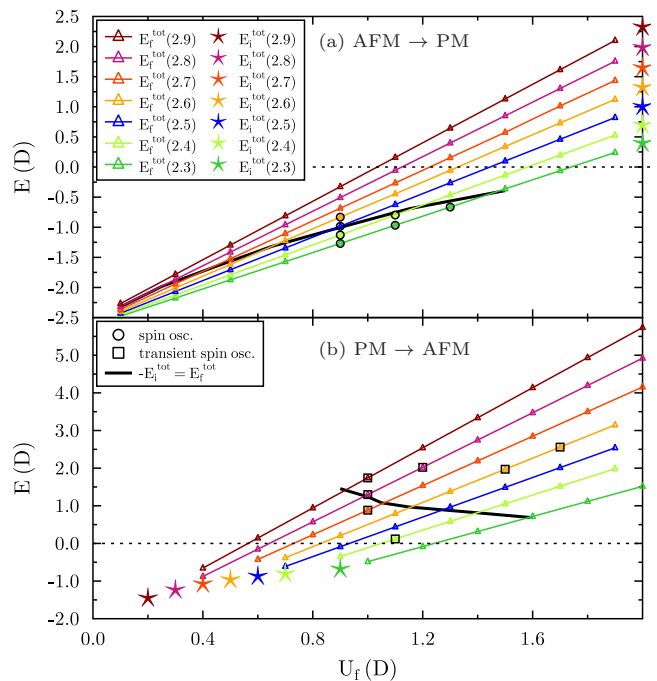


FIG. 8. (Color online) $E_i^{tot}(N)$ and $E_f^{tot}(N)$ dependent on filling N and final interaction value U_f with $q = 0.2$. For $E_f^{tot}(N) < -E_i^{tot}(N)$ spin oscillations set in as long as AFM fluctuations are present in AFM→PM case and for $E_f^{tot}(N) \approx -E_i^{tot}(N)$ transient spin oscillations for $N = 2.7-2.9$ in PM→AFM case.

changes way below accuracy leading to $E_f^{kin} = E_i^{kin}$. Note that these considerations are only valid one time step after the quench and that the total energy remains conserved during time evolution after the quench.

1. AFM → PM

First, let us inspect the evolution of both total energies with U_f and filling for the quench scenario AFM→PM (Fig. 8a). E_f^{tot} exhibits a linear dependence on U_f , where the slope of the curve decreases with lower fillings N . Note that $E_i^{tot} = E_f^{tot}(U_f = 2.0)$ holds. Due to the setup of the quench ($U_f < U_i$) the final total energy is always lower than the initial. A peculiarity is arising as spin oscillations occur, when $E_f^{tot} < -E_i^{tot}$ is reached and an AFM magnetic response is still present (beside the case $N = 2.6$). This is not surprising as the kinetic energy remains unchanged $E_i^{kin} = E_f^{kin}$ but the potential energy is lowered by decreasing U_f leading to phase instability. This behavior appears reminiscent of physics contained in the virial theorem, which is, however, not strictly applicable to Hubbard models [44]. Nonetheless, it is intuitive to assume that a strongly lowered potential energy with unchanged kinetic energy eventually drives the system towards instabilities.

We investigate a straightforward correspondence between spin-oscillation frequencies and total energies (see Tab. III). This could prove a simple picture describing these spin oscillation in terms of energy scales introduced by both of the total energies. We extract the frequencies using a nonuniform Fourier-transform scheme [45, 46], where the frequency resolution is limited by our maximum time of $250\frac{1}{D}$. All spin oscillations lie between 0.10 ± 0.03 and 0.20 ± 0.03 , which equals 18 to 51 fs (as we are using natural units). This corresponds to frequencies in the THz regime. The frequency decreases linearly with increasing E_f^{tot} at $N = 2.3$ with $\omega_{osc}/E_f^{tot} \sim -0.15$. But, already at $N = 2.4$ no linear behavior can be derived. Furthermore, the frequency decreases with increasing filling (E_i^{tot}) at constant U_f . Here again, ω_{osc}/E_f^{tot} or $\omega_{osc}/(E_f^{tot} - E_i^{tot})$ behave nonlinearly. To conclude, the spin oscillations cannot be explained solely by linear behavior upon E_f^{tot} or $E_f^{tot} - E_i^{tot}$.

2. PM \rightarrow AFM

Let us now turn to the case of quenches from the PM phases. Looking at Fig. 8b, E_f^{tot} exhibits again a linear dependence on U_f , where the slope of the curve decreases with lower fillings. As U_f is higher than U_i , $E_f^{tot} > E_i^{tot}$ holds in this case. For fillings close to half-filling ($N \in [2.7, 2.9]$) transient spin oscillations near $E_f^{tot} = -E_i^{tot}$ are observed, indicating like in the other quench case a phase instability upon increasing the potential energy above a critical value. Again, linking the occurring frequencies (transient and oscillatory) as well as the transient length to E_i^{tot} and E_f^{tot} provides additional insight into the importance of these energy scales. Transient spin oscillations are evolving into stable AFM oscillations (see Fig. 6 main text). The number of periods of both oscillations is in most cases not sufficient to get an accurate Fourier transform, so we cannot employ a Fourier transform here. Instead, the frequencies will be

$(\mathbf{N}, \mathbf{U}_i) =$	$\omega_{osc} [D]$	$T_{osc} [fs]$	$E_i^{tot} [D]$	$E_f^{tot} [D]$
(2.3, 2.0)				
$U_f = 1.3$	0.10 ± 0.03	41 ± 10	0.39	-0.67
$U_f = 1.1$	0.15 ± 0.03	27 ± 5	0.39	-0.97
$U_f = 0.9$	0.20 ± 0.03	21 ± 3	0.39	-1.27
(2.4, 2.0)				
$U_f = 1.1$	0.13 ± 0.03	33 ± 7	0.69	-0.80
$U_f = 0.9$	0.20 ± 0.03	21 ± 3	0.69	-1.13
(2.5, 2.0)				
$U_f = 0.9$	0.18 ± 0.03	24 ± 3	1.00	-0.98
(2.6, 2.0)				
$U_f = 0.9$	0.13 ± 0.03	33 ± 7	1.32	-0.83

TABLE III. Spin oscillation frequencies and their period compared to initial and final total energy in the AFM \rightarrow PM quench scenario. Frequencies calculated by nonuniform Fourier transform [45, 46].

$(\mathbf{N}, \mathbf{U}_i) =$	$\omega_{tr} [D]$	$L_{tr} [fs]$	$E_i^{tot} [D]$	$E_f^{tot} [D]$
(2.4, 0.7)				
$U_f = 1.1$	0.05 ± 0.00	77 ± 3	-0.81	0.12
(2.6, 0.5)				
$U_f = 1.5$	0.04 ± 0.00	98 ± 4	-0.97	1.97
$U_f = 1.7$	0.02 ± 0.00	92 ± 7	-0.97	2.56
(2.7, 0.4)				
$U_f = 1.0$	0.08 ± 0.00	25 ± 1	-1.08	0.88
(2.8, 0.3)				
$U_f = 1.0$	0.10 ± 0.01	60 ± 8	-1.24	1.30
$U_f = 1.2$	0.07 ± 0.00	64 ± 3	-1.24	2.02
(2.9, 0.2)				
$U_f = 1.0$	0.11 ± 0.00	19 ± 1	-1.46	1.74

TABLE IV. Transient AFM spin oscillation frequencies and transient length compared to initial and final total energy in the PM \rightarrow AFM quench scenario. Frequency derived by inspecting raw data $m(t)$.

derived by inspecting the raw time-dependent magnetization data $m(t)$ and counting the number of periods (Tab. IV, V and VI). Error estimation is done here by considering the largest deviation of $m(t)$ from a sine function ($A \sin(\omega(x - B))$) with the stated frequency.

$(\mathbf{N}, \mathbf{U}_i) =$	$\omega_{osc} [D]$	$T_{osc} [fs]$	$E_i^{tot} [D]$	$E_f^{tot} [D]$
(2.4, 0.7)				
$U_f = 1.1$	0.11 ± 0.02	36 ± 8	-0.81	0.12
(2.6, 0.5)				
$U_f = 1.5$	-	-	-0.97	1.97
$U_f = 1.7$	-	-	-0.97	2.56
(2.7, 0.4)				
$U_f = 1.0$	0.22 ± 0.09	19 ± 7	-1.08	0.88
(2.8, 0.3)				
$U_f = 1.0$	0.23 ± 0.07	18 ± 5	-1.24	1.30
$U_f = 1.2$	0.13 ± 0.03	32 ± 7	-1.24	2.02
(2.9, 0.2)				
$U_f = 1.0$	0.27 ± 0.08	15 ± 5	-1.46	1.74

TABLE V. Stable AFM spin oscillation frequencies and period compared to initial and final total energy in the PM \rightarrow AFM quench scenario. Frequency derived by inspecting raw data $m(t)$. - indicates that frequency could not be measured due to too long transient length.

The transient spin oscillations have in most cases much lower frequencies than the following stable counterpart (compare Tab. IV and V). The transient length is varying between 18 and 102 fs (if one does not respect the defined transient oscillation types of Fig. 7 main text). However, there seems to be a link to these different types as it is easier to spin polarize a dominant spin triplet ($N \in [2.7, 2.9]$) as a roughly equal populated spin triplet and quartet ($N = 2.6$) leading to much lower transient lengths in the former case. For the same initial conditions, the transient lengths depend differently on E_f^{tot} according to the spin oscillation type. For type 3 ($N = 2.7$ to $N = 2.9$) there is a proportional behavior and for type 2 an antiproportional behavior. The stable oscillations

$(\mathbf{N}, \mathbf{U}_i) =$	ω_{tr}	L_{tr} [fs]	ω_{osc}	E_i^{tot}	E_f^{tot}
(2.6, 0.0) $U_f = 0.8$	0.04 ± 0.00	52 ± 5	0.12 ± 0.02	-1.90	0.80
(2.8, 0.0) $U_f = 0.6$	0.07 ± 0.01	140 ± 23	-	-1.95	0.40
(2.9, 0.0) $U_f = 0.6$	0.05 ± 0.01	181 ± 20	-	-1.98	0.54

TABLE VI. Transient and stable AFM spin oscillation frequencies and transient length compared to initial and final total energy in the PM→AFM quench scenario. Initial state is not interacting ($U_i=0$). Frequency derived by inspecting raw data $m(t)$. Unit is D if not mentioned. '-' indicates that frequency could not be measured due to too long transient length.

are given by periods between 12 and 44 fs, so the spin oscillation period region is shifted to lower values compared to the AFM→PM case. Furthermore, the qualitative behavior of the stable oscillations with filling is different. Increasing the filling (increasing E_f^{tot}) at constant $U_f = 1.0$ increases ω_{osc} instead of decreasing it. To clarify the influence of different initial states onto transient and oscillatory behavior, let us look at Tab. VI. Starting from an initial noninteracting state the transient behavior moves to quenched interaction values right on top of the equilibrium AFM-PM phase boundary. This reveals an intricate connection between this phase boundary and the transient fluctuations. It is not possible to estimate ω_{osc} in two of the three cases here, as the number of periods is too low. The transient length lies between 50 and 181 fs. Comparing these to Tab. IV, there are drastic changes for $N = 2.6$ and $N = 2.9$ leading to an increased transient length moving towards half-filling. This is the opposite behavior for $N = 2.8$ to $N = 2.9$ and the case $U_i \neq 0$, which shows that initial correlations and generally speaking the initial state have a high influence onto the transient length.

- [1] E. Beaurepaire, J.-C. Merle, A. Daunois, and J.-Y. Bigot, *Physical Review Letters* **76**, 4250 (1996).
- [2] A. V. Kimel, A. Kirilyuk, A. Tsvetkov, R. V. Pisarev, and T. Rasing, *Nature* **429**, 850 (2004).
- [3] A. V. Kimel, A. Kirilyuk, P. A. Usachev, R. V. Pisarev, A. M. Balbashov, and T. Rasing, *Nature* **435**, 655 (2005).
- [4] A. V. Kimel, B. A. Ivanov, R. V. Pisarev, P. A. Usachev, A. Kirilyuk, and T. Rasing, *Nature Physics* **5**, 727 (2009).
- [5] K. Vahaplar, A. M. Kalashnikova, A. V. Kimel, D. Hinzke, U. Nowak, R. Chantrell, A. Tsukamoto, A. Itoh, A. Kirilyuk, and T. Rasing, *Physical Review Letters* **103**, 117201 (2009).
- [6] L. Pan and D. B. Bogy, *Nature Photonics* **3**, 189 (2009).
- [7] D. Steiauf and M. Fähnle, *Physical Review B* **79**, 140401 (2009).
- [8] B. Koopmans, G. Malinowski, F. Dalla Longa, D. Steiauf, M. Fähnle, T. Roth, M. Cinchetti, and M. Aeschlimann, *Nature Materials* **9**, 259 (2010).
- [9] M. Battiato, K. Carva, and P. M. Oppeneer, *Physical Review Letters* **105**, 027203 (2010).
- [10] M. Krauß, T. Roth, S. Alebrand, D. Steil, M. Cinchetti, M. Aeschlimann, and H. C. Schneider, *Physical Review B* **80**, 180407 (2009).
- [11] E. V. Gomonay and V. M. Loktev, *Low Temperature Physics* **40**, 17 (2014).
- [12] A. S. Núñez, R. A. Duine, P. Haney, and A. H. MacDonald, *Physical Review B* **73**, 214426 (2006).
- [13] R. A. Duine, P. M. Haney, A. S. Núñez, and A. H. MacDonald, *Physical Review B* **75**, 014433 (2007).
- [14] P. M. Haney, D. Waldron, R. A. Duine, A. S. Núñez, H. Guo, and A. H. MacDonald, *Physical Review B* **75**, 174428 (2007).
- [15] A. J. Sievers and M. Tinkham, *Physical Review* **129**, 1566 (1963).
- [16] T. Satoh, S.-J. Cho, R. Iida, T. Shimura, K. Kuroda, H. Ueda, Y. Ueda, B. A. Ivanov, F. Nori, and M. Fiebig, *Physical Review Letters* **105**, 077402 (2010).
- [17] J. Nishitani, T. Nagashima, and M. Hangyo, *Applied Physics Letters* **103**, 081907 (2013).
- [18] G. Lefkidis, G. P. Zhang, and W. Hübner, *Physical Review Letters* **103**, 217401 (2009).
- [19] G. Lefkidis and W. Hübner, *Physical Review B* **87**, 014432 (2013).
- [20] J. Jiang, Z. Jin, G. Song, X. Lin, G. Ma, and S. Cao, *Applied Physics Letters* **103**, 062403 (2013).
- [21] W. H. Meiklejohn and C. P. Bean, *Physical Review* **102**, 1413 (1956).
- [22] L. Le Guyader, A. Kleibert, F. Nolting, L. Joly, P. M. Derlet, R. V. Pisarev, A. Kirilyuk, T. Rasing, and A. V. Kimel, *Physical Review B* **87**, 054437 (2013).
- [23] E. E. Rodriguez, F. Poineau, A. Llobet, B. J. Kennedy, M. Avdeev, G. J. Thorogood, M. L. Carter, R. Seshadri, D. J. Singh, and A. K. Cheetham, *Physical Review Letters* **106**, 067201 (2011).
- [24] L. Ortega-San-Martin, A. J. Williams, J. Rodgers, J. P. Attfield, G. Heymann, and H. Huppertz, *Physical Review Letters* **99**, 255701 (2007).
- [25] S. I. Ikeda and N. Shirakawa, *Physica C: Superconductivity* **341–348**, Part 2, 785 (2000).

- [26] L. de' Medici, J. Mravlje, and A. Georges, *Physical Review Letters* **107**, 256401 (2011).
- [27] P. Werner, E. Gull, M. Troyer, and A. J. Millis, *Physical Review Letters* **101**, 166405 (2008).
- [28] J. Mravlje, M. Aichhorn, and A. Georges, *Physical Review Letters* **108**, 197202 (2012).
- [29] S.-I. Ikeda, N. Shirakawa, H. Bando, and Y. Ootuka, *Journal of the Physical Society of Japan* **69**, 3162 (2000).
- [30] T. Li, P. Wölfle, and P. J. Hirschfeld, *Physical Review B* **40**, 6817 (1989).
- [31] F. Lechermann, A. Georges, G. Kotliar, and O. Parcollet, *Physical Review B* **76**, 155102 (2007).
- [32] J. Bünemann, W. Weber, and F. Gebhard, *Phys. Rev. B* **57**, 6896 (1998).
- [33] M. Schiró and M. Fabrizio, *Physical Review Letters* **105**, 076401 (2010).
- [34] M. Behrmann, M. Fabrizio, and F. Lechermann, *Physical Review B* **88**, 035116 (2013).
- [35] M. Sandri and M. Fabrizio, *Physical Review B* **88**, 165113 (2013).
- [36] J. Bünemann, M. Capone, J. Lorenzana, and G. Seibold, *New Journal of Physics* **15**, 053050 (2013).
- [37] M. Eckstein, M. Kollar, and P. Werner, *Physical Review Letters* **103**, 056403 (2009).
- [38] N. Tsuji, M. Eckstein, and P. Werner, *Physical Review Letters* **110**, 136404 (2013).
- [39] J. Verner, *Numerical Algorithms* **53**, 383 (2010).
- [40] E. Gull, A. J. Millis, A. I. Lichtenstein, A. N. Rubtsov, M. Troyer, and P. Werner, *Reviews of Modern Physics* **83**, 349 (2011).
- [41] L. Boehnke, H. Hafermann, M. Ferrero, F. Lechermann, and O. Parcollet, *Physical Review B* **84**, 075145 (2011).
- [42] O. Parcollet and M. Ferrero, "TRIQS (toolbox for research on interacting quantum systems)," .
- [43] C.-K. Chan, P. Werner, and A. J. Millis, *Physical Review B* **80**, 235114 (2009).
- [44] K. Capelle and L. N. Oliveira, *Physical Review B* **73**, 113111 (2006).
- [45] L. Greengard and J. Lee, *SIAM Review* **46**, 443 (2004).
- [46] J.-Y. Lee and L. Greengard, *Journal of Computational Physics* **206**, 1 (2005).