

Cognitive Radio Networks with Probabilistic Relaying: Stable Throughput and Delay Tradeoffs

Mahmoud Ashour[†], Amr A. El-Sherif[†], Tamer ElBatt*, and Amr Mohamed[†]

[†] Computer Science and Engineering Department, Qatar University, Doha, Qatar.

*Wireless Intelligent Networks Center (WINC), Nile University, Giza, Egypt.

{m.ashour@qu.edu.qa, amr.elsherif, telbatt, amrm@ieee.org}

Abstract—In this paper, we study and analyze fundamental throughput and delay tradeoffs in cooperative multiple access for cognitive radio systems. We focus on the class of randomized cooperative policies, whereby the secondary user (SU) serves either the queue of its own data or the queue of the primary user (PU) relayed data with certain service probabilities. Moreover, admission control is introduced at the relay queue, whereby a PU's packet is admitted to the relay queue with an admission probability. The proposed policy introduces a fundamental tradeoff between the delays of the PU and SU. Consequently, it opens room for trading the PU delay for enhanced SU delay and vice versa. Thus, the system could be tuned according to the demands of the intended application. Towards this objective, stability conditions for the queues involved in the system are derived. Furthermore, a moment generating function approach is employed to derive closed-form expressions for the average delay encountered by the packets of both users. The effect of varying the service and admission probabilities on the system's throughput and delay is thoroughly investigated. Results show that cooperation expands the stable throughput region. Moreover, numerical simulation results assert the extreme accuracy of the analytically derived delay expressions. In addition, we provide a criterion for the SU based on which it decides whether cooperation is beneficial to the PU or not. Furthermore, we show the impact of controlling the flow of data at the relay queue using the admission probability.

Index Terms—Cognitive relaying, moment generating function, stable throughput region, average delay.

I. INTRODUCTION

THE extensive use of wireless communications recently collides with the shortage of resources required to establish communications. Spectrum scarcity coupled with the under-utilization of the licensed spectrum [1] stimulated the introduction of the concept of cognitive radios [2], [3] aiming at exploiting the spectral holes. These holes are silence periods in which the spectrum is idle. The presence of such holes originates from the bursty nature of the sources, where the users who have legitimate access to the system, called primary users (PUs), do not always have data to transmit. That is why cognitive radio networks have been gaining increasing worldwide interest. The main idea of cognitive radios resides in introducing cognitive secondary users (SUs) capable of sensing the spectrum and exploiting spectral holes for transmitting their packets. Thus, the spectral efficiency of the

system is enhanced while simultaneously keeping the quality of service (QoS) requirements unviolated at the PUs [4].

Recently, cooperative communication in wireless networks has been widely investigated [5], [6]. Cooperation has been made possible by the broadcast nature of wireless channels. As a result of such a nature, a single transmission can be received by different nodes within its range. Data lost over the direct link between a transmitter and its intended receiver is probably successfully received by a set of intermediate nodes. Each node in this set is considered a prospective relay that can deliver the lost data to their destinations. In [5], the authors outline several strategies employed by the cooperating radios including amplify-and-forward and decode-and-forward schemes. They develop performance characterizations in terms of outage events and associated outage probabilities. In [7], cooperative transmission protocols for N partners are proposed, where these protocols are evaluated using Zheng-Tse diversity-multiplexing tradeoff [8]. Sadek et al provided a symbol error rate analysis for decode and forward cooperation protocol in [9]. This analysis is used as a baseline for a relay selection mechanism developed and analyzed in [10]. Cooperative communication can be also viewed as a way of implementing the notion of spatial diversity. Analogous to using multiple antennas to achieve spatial diversity in single communication links [11], [12], the resources of multiple nodes can be exploited to induce a similar effect. Apparently, the previously listed works deal with cooperative communication from a physical layer perspective. However, we are interested in: (i) employing cooperation at higher network layers and investigating its promises in terms of throughput and delay, (ii) implementing cooperation in cognitive radio wireless networks.

Incorporating cooperation into cognitive radio networks, the SUs not only seek idle time slots to transmit their own data, but they may also relay the PUs' lost packets. Thus, cooperation in cognitive radio networks can be viewed as a win-win situation. The SUs help the PUs deliver their packets to the destination. This helps in fulfilling the demand of the PUs and, hence, increasing the availability of slots in which SUs can transmit their own packets. For instance, in [13], power allocation at the SU, which has the capability of relaying the packets of the PU, is done with the objective of maximizing the stable throughput of the cognitive link for a fixed throughput selected by the primary link. In [14], the PU leases its own bandwidth

This paper was made possible by a NPRP grant 4-1034-2-385 from the Qatar National Research Fund (a member of The Qatar Foundation). The statements made herein are solely the responsibility of the authors.

for a fraction of time to a secondary network in exchange of appropriate gains attributed to cooperation. Multiple protocols are analyzed in [15] which allow cooperation between a PU and a set of SUs. Perhaps an interesting point in [15] is enabling simultaneous transmission of primary and secondary data using dirty-paper coding [16]. In [17], two protocols are developed and analyzed to implement cooperation in a system of M source terminals, a single destination, and a single cognitive relay. Protocol-level cooperation is implemented in [18] among N nodes in a wireless network, whereby each node is a source and a prospective relay at the same time. Performance gains in terms of stable throughput region and average delay are demonstrated.

In this paper, we consider a cognitive scenario in which the SU keeps two queues, one for its own packets and the other for the PU's relayed packets. Unlike the conventional relaying that assigns full priority to the relay queue, our prime objective is to develop a mathematical framework for the class of randomized cooperative policies that open room for accommodating cognitive radio systems supporting real-time, e.g., multimedia, and traffic with stringent QoS requirements, aka opportunistic real-time (ORT) [19]. Moreover, we take into account the QoS guarantees at the PU. Towards this objective, we propose and analyze a tunable randomized service cooperative policy with probabilistic relaying. According to the proposed policy, admission control is introduced at the relay queue, where a PU's packet that fails to reach the destination, is admitted to the relay queue with probability (w.p.) p_a upon being successfully decoded by the SU. In addition, when the SU detects an idle time slot and decides to transmit, it serves either the queue of its own data w.p. p_q , or the relay queue w.p. $(1 - p_q)$. Consequently, we open room for trading the PU delay for enhanced SU delay and vice versa. Thus, the system could be tuned according to the demands of the intended applications running at both the PU and SU. Fundamental stable throughput and delay tradeoffs at both users are studied. The significance of the proposed policy lies in its tunability, whereby a variety of objectives could be realized via performing constrained optimizations over the degrees of freedom of the system represented by the admission probability to the relay queue, p_a , and the queue selection probability, p_q . Hereafter, we refer to the probabilistic queue selection by the term randomized service, while we refer to the admission control introduced at the relay queue by the term probabilistic relaying.

It is worth referring to the work done in [20], where a two-user cooperative scenario with admission control at the relay queue is considered. The authors are solely concerned with the derivation of the stable throughput region. Therefore, they do not differentiate between the two queues maintained by the cooperating terminal, i.e., the queue of own data and the queue of the relayed data. Unlike [20], we take into account the randomized service at the SU in the derivations of the stable throughput region. In addition, we provide a detailed analysis for the average delay encountered by the packets of both the PU and SU, which is out of the scope of [20]. The

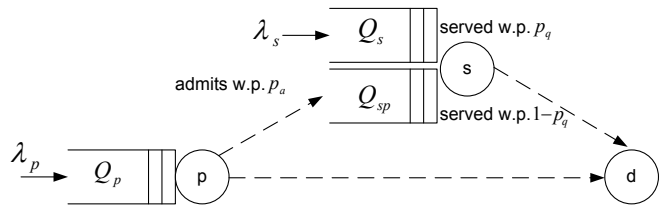


Fig. 1: Cognitive radio network under consideration.

main contributions of this work are summarized as follows:

- 1) We propose a randomized service cooperative policy with probabilistic relaying that enables trading the PU delay for enhanced SU delay and vice versa, depending on the application and system QoS constraints.
- 2) Under the proposed policy, the stable throughput region of the system is derived. Moreover, we derive closed-form expressions for the average delay experienced by the packets of both users. Furthermore, the effect of varying p_q and p_a on the system's throughput and delay is thoroughly investigated.
- 3) Extensive simulations are conducted to validate and show the accuracy of, the obtained analytical results.
- 4) A fundamental tradeoff between the average delay and throughput of both users is studied and analyzed. At any given point within the stable throughput region of the system, we solve for the optimal values of (p_q, p_a) that minimize the average delay for the PU and SU. Moreover, we study the tradeoff between the delays of the PU and SU, with emphasis on the role of p_a in this tradeoff at different values of p_q .
- 5) We provide a criterion for the SU based on which it decides whether cooperation is beneficial to the PU or not. Also, we clearly define the gains of cooperation. In addition, we show the potential of using the admission probability as a flow regulator at the relay queue.

The rest of this paper is organized as follows. Section II presents the system model along with the implemented cooperation strategy. Section III presents the derivation of the stable throughput region of the system. The average delay characterization of the system is provided in section IV. Numerical results are then presented in section V. Finally, a concluding discussion that summarizes the key insights and design guidelines inspired by our theoretical findings is presented in VI.

II. SYSTEM MODEL

We consider the cognitive radio system shown in Fig. 1. The system comprises a PU and a SU equipped with infinite capacity buffers, transmitting their packets to a common destination d . Time is slotted, and the transmission of a packet takes exactly one time slot. Source burstiness is taken into account through modelling the arrivals at the PU and SU as Bernoulli processes with average rates denoted by λ_p and λ_s (packets per slot), respectively, whereby the typical values of λ_p and λ_s lie in the interval $[0, 1]$. The arrival processes at

both users are independent of each other, and are independent and identically distributed (i.i.d) across time slots.

The channel quality is determined by the average channel reception probability. It is the probability that a packet is decoded without error. A successful transmission requires receiving the entire packet without error, otherwise, the packet is discarded. The channel gain and noise processes are assumed stationary. Thus, the channel reception probability is a constant value between 0 and 1. Moreover, we assume that the SU performs perfect sensing. Thus, the system is contention-free, since at most one user is allowed to transmit in a given slot. Hence, the sole cause for packet loss is the channel impairments since no collisions are allowed. These channel impairments are typically caused by fading, shadowing, signal attenuation and additive noise. The event that causes packet loss is the channel outage event, which is characterized as the signal-to-noise ratio (SNR) at the receiving node being below a pre-specified threshold. This threshold is the minimum value of the SNR required by the receiver to perform an error-free decoding. Let f_{pd} , f_{sd} , and f_{ps} denote the probability of success between the PU and destination, the SU and destination, and the PU and SU, respectively. It is assumed throughout the paper that $f_{pd} < f_{sd}$. Acknowledgements (ACKs) sent by the destination, and the SU for overheard primary packets, are assumed instantaneous and can be heard by all nodes error-free.

Next, we present the queueing model of the system followed by the description of the cooperation strategy.

A. Queueing Model

There are three queues involved in the system analysis, as shown in Fig. 1. They are described as follows:

- Q_p : stores the packets of the PU corresponding to the exogenous Bernoulli arrival process with rate λ_p .
- Q_{sp} : stores the packets at the SU, overheard from the PU.
- Q_s : stores the packets of the SU corresponding to the exogenous Bernoulli arrival process with rate λ_s .

The instantaneous evolution of the length of queue k is captured as

$$Q_k^{t+1} = [Q_k^t - Y_k^t]^+ + X_k^t, \quad k \in \{p, sp, s\} \quad (1)$$

where $[x]^+ = \max(x, 0)$, and Q_k^t denotes the number of packets in the k th queue at the beginning of the t th time slot. The binary random variables taking values either 0 or 1, Y_k^t and X_k^t , denote the departures and arrivals corresponding to the k th queue in the t th time slot, respectively.

B. Cooperation Strategy

The proposed cooperative scheme is described as follows:

- 1) The PU transmits a packet whenever Q_p is non empty.
- 2) If the packet is successfully decoded by the destination, it broadcasts an ACK that can be heard by both users in the network. Thus, the packet exits the system.
- 3) If the packet is not successfully received by the destination, yet, successfully decoded by the SU, Q_{sp} either

buffers the packet w.p. p_a or discards it w.p. $(1 - p_a)$. This constitutes the probabilistic relaying admission policy.

- 4) If the packet is buffered in Q_{sp} , the SU sends back an ACK to announce successful reception of the PU's packet. Therefore, the packet is dropped from Q_p and becomes the responsibility of the SU to deliver to the destination.
- 5) If the packet is neither successfully received by the destination nor decoded by the SU and admitted to Q_{sp} , it is kept at Q_p for retransmission in the next time slot.
- 6) When the PU is idle, the SU transmits a packet from either Q_s or Q_{sp} w.p. p_q and $(1 - p_q)$, respectively.
- 7) If the packet is successfully decoded by the destination, it sends back an ACK and the packet exits the system. Otherwise, it is kept at its queue for later retransmission.

It is worth noting from the description of the proposed policy that the system at hand is non work-conserving. A system is considered work-conserving if it does not idle whenever it has packets [22]. However, in our system, one case violates this condition, which arises when the SU detects a slot in which the PU is idle, and it randomly selects to transmit a packet from one of its queues which turns out to be empty, while the other queue is non-empty. Accordingly, the slot would go idle and be wasted despite the system having packets awaiting transmission. Clearly, this results in a degradation in the system performance. Nevertheless, we can extend it to a more flexible work-conserving version of the proposed policy that exploits the resources efficiently without the risk of wasting slots. However, its delay analysis is notoriously complex since it involves deriving the moment generating function of the joint lengths of the three queues in the system. Thus, we resort to the non work-conserving policy for its mathematical tractability. Consequently, we derive closed-form expressions for the expected packet delay, formulate and solve, analytically, optimization problems with the objective of minimizing delay at both users.

III. STABLE THROUGHPUT REGION

The system is considered stable when all of its queues are stable. Queue stability is loosely defined as having a bounded queue size, i.e., the number of packets in the queue does not grow to infinity [17]. In this section, we characterize the stable throughput region of the system. Moreover, we distill valuable insights related to the effect of tuning the system parameters, (p_q, p_a) , on the stability region of the system.

Theorem 1. The stable throughput region for the system in Fig. 1 under the proposed randomized service policy with probabilistic relaying, for a fixed value of (p_q, p_a) , is given by

$$\mathbf{R} = \left\{ (\lambda_p, \lambda_s) : \lambda_s < p_q f_{sd} \left[1 - \frac{\lambda_p}{f_{pd} + p_a f_{ps} (1 - f_{pd})} \right], \right. \\ \left. \text{for } \lambda_p < \frac{f_{sd} (1 - p_q) [f_{pd} + p_a f_{ps} (1 - f_{pd})]}{f_{sd} (1 - p_q) + p_a f_{ps} (1 - f_{pd})} \right\} \quad (2)$$

Proof: We use Loynes' theorem [23] to establish the stability of each queue. The theorem states that if the arrival and the service processes of a queue are stationary, then the queue is stable if and only if the arrival rate is strictly less than the service rate.

- For Q_p stability, the following condition must be satisfied

$$\lambda_p < \mu_p \quad (3)$$

where μ_p denotes the service rate of Q_p . A packet departs Q_p if it is successfully received by the destination or is decoded by the SU and is admitted to its relay queue. Thus, μ_p is given by

$$\mu_p = 1 - (1 - f_{pd})(1 - p_a f_{ps}) = f_{pd} + p_a f_{ps}(1 - f_{pd}) \quad (4)$$

- For Q_{sp} stability, the following condition must be satisfied

$$p_a f_{ps}(1 - f_{pd}) \frac{\lambda_p}{\mu_p} < \left[1 - \frac{\lambda_p}{\mu_p} \right] (1 - p_q) f_{sd} \quad (5)$$

A PU's packet is buffered at Q_{sp} if an outage occurs in the link between the PU and the destination which happens w.p. $(1 - f_{pd})$, yet, no outage occurs in the link between the PU and the SU which happens w.p. f_{ps} , and the packet is admitted to Q_{sp} which occurs w.p. p_a , while Q_p is not empty which has a probability of λ_p/μ_p . This explains the left hand side of (5) which is the rate of packet arrivals to the SU relay queue. The right hand side represents the service rate seen by the packets of Q_{sp} . A packet departs the relay queue if Q_p is empty, Q_{sp} is selected to transmit a packet, and there is no outage in the link between the SU and the destination. Rearranging the terms of the above equation yields the following condition on the maximum achievable arrival rate at the PU

$$\lambda_p < \left[\frac{f_{sd}(1 - p_q)}{f_{sd}(1 - p_q) + p_a f_{ps}(1 - f_{pd})} \right] \mu_p \quad (6)$$

Comparing (3) and (6), it becomes clear that (6) provides a tighter bound on λ_p due to the multiplication of μ_p by a term which is less than one.

- For Q_s stability, the following condition must be satisfied

$$\lambda_s < p_q f_{sd} \left[1 - \frac{\lambda_p}{\mu_p} \right] \quad (7)$$

Using the same rationale, a packet departs Q_s if Q_p is empty, Q_s is selected to transmit a packet, and there is no outage in the link between the SU and the destination. This explains the service rate seen by the packets of Q_s given in the right hand side of (7).

The stability conditions given by (6) and (7) establish the result in (2). ■

Next, we study and analyze the sensitivity of the stable throughput region of the system to changes in both p_q and p_a . We begin first by investigating the effect of varying p_q while keeping p_a constant, followed by the other way round, i.e., varying p_a while keeping p_q fixed.

Lemma 2. The maximum achievable arrival rate at the PU, λ_p ,

decreases monotonically with p_q . Conversely, for a fixed λ_p , the maximum achievable arrival rate at the SU, λ_s , increases monotonically with p_q .

Proof: From the system stability conditions, the maximum achievable λ_p , that defines the boundary of the stable throughput region for a given (p_q, p_a) , is given by (6). Taking the derivative of (6) with respect to (w.r.t.) p_q yields

$$\frac{\partial \lambda_p}{\partial p_q} = \frac{-p_a f_{sd} f_{ps} (1 - f_{pd}) \mu_p}{[f_{sd}(1 - p_q) + p_a f_{ps}(1 - f_{pd})]^2} \quad (8)$$

Since p_a , f_{sd} , f_{ps} , f_{pd} , and μ_p are all positive numbers less than one, we conclude from (8) that $\frac{\partial \lambda_p}{\partial p_q}$ is negative definite irrespective of the choice of $p_a > 0$. This establishes that the maximum achievable λ_p monotonically decreases with p_q .

On the other hand, for a fixed λ_p , the maximum achievable λ_s , that defines the boundary of the stable throughput region for a given value of (p_q, p_a) , is given by (7). Taking the derivative of (7) w.r.t. p_q yields

$$\frac{\partial \lambda_s}{\partial p_q} = f_{sd} \left[1 - \frac{\lambda_p}{\mu_p} \right] \quad (9)$$

The stability condition provided in (3) guarantees that the utilization factor of Q_p , $\frac{\lambda_p}{\mu_p}$, is less than one. Thus, it can be obviously seen from (9) that $\frac{\partial \lambda_s}{\partial p_q}$ is positive definite irrespective of the choice of p_a . This establishes that, for a fixed λ_p , the maximum achievable λ_s monotonically increases with p_q . ■

Lemma 3. The maximum achievable arrival rate at the PU, λ_p , increases monotonically with p_a if p_q lies in the interval $(0, 1 - \frac{f_{pd}}{f_{sd}})$, and decreases monotonically with p_a if p_q lies in the interval $(1 - \frac{f_{pd}}{f_{sd}}, 1)$. However, for a fixed λ_p , the maximum achievable arrival rate at the SU, λ_s , increases monotonically with p_a , irrespective of the choice of p_q .

Proof: Towards proving this result, we follow the same footsteps of the proof of Lemma 2. Taking the derivative of (6) w.r.t. p_a yields

$$\frac{\partial \lambda_p}{\partial p_a} = (1 - p_q)(1 - f_{pd}) f_{ps} f_{sd} \frac{f_{sd}(1 - p_q) - f_{pd}}{[(1 - p_q) f_{sd} + p_a f_{ps}(1 - f_{pd})]^2} \quad (10)$$

Since p_q , f_{pd} , f_{ps} , and f_{sd} are all positive numbers less than one, we conclude from (10) that the behaviour of the maximum achievable λ_p is governed by the term $f_{sd}(1 - p_q) - f_{pd}$. Solving for the value of p_q that renders the maximum achievable λ_p insensitive to variations in p_a , i.e., $\frac{\partial \lambda_p}{\partial p_a} = 0$, we get

$$p_q = 1 - \frac{f_{pd}}{f_{sd}} \quad (11)$$

Evidently, it can be seen that if $p_q < 1 - \frac{f_{pd}}{f_{sd}}$, then $\frac{\partial \lambda_p}{\partial p_a}$ becomes positive, which implies that the maximum achievable λ_p increases monotonically with p_a . On the other hand, $\frac{\partial \lambda_p}{\partial p_a}$ is negative, implying that the maximum achievable λ_p decreases monotonically with p_a , if $p_q > 1 - \frac{f_{pd}}{f_{sd}}$.

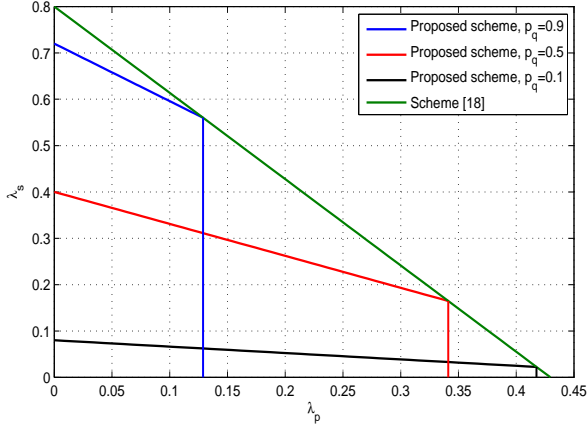


Fig. 2: Stable throughput region at $p_a = 1$ for different values of p_q .

At the SU side, taking the derivative of (7) w.r.t. p_a yields

$$\frac{\partial \lambda_s}{\partial p_a} = \frac{p_q p_a f_{sd} f_{ps} (1 - f_{pd}) \lambda_p}{[f_{pd} + p_a f_{ps} (1 - f_{pd})]^2} \quad (12)$$

Since $p_q, p_a, f_{pd}, f_{ps}, f_{sd}$, and λ_p are all positive numbers less than one, we conclude from (12) that $\frac{\partial \lambda_s}{\partial p_a}$ is always positive definite, irrespective of the choice of (p_q, p_a) . Thus, it has been established that, for a fixed λ_p , the maximum achievable λ_s increases monotonically with p_a . ■

Figs. 2 and 3 illustrate the results obtained in Lemmas 2 and 3. In an attempt to check how the stable throughput region behaves in response to variations in p_q , we plot in Fig. 2 the stable throughput region of the system under the proposed policy fixing $p_a = 1$ and varying p_q . Hereafter, the system parameters are chosen as follows: $f_{pd} = 0.3$, $f_{ps} = 0.4$, and $f_{sd} = 0.8$, unless otherwise stated. According to this figure, we depict the effect of the probability p_q on the stability region of the system. It can be realized that increasing the value of p_q decreases the maximum achievable arrival rate at the PU, λ_p . On the contrary, increasing p_q results in an increase in the maximum achievable arrival rate at the SU, λ_s , for every feasible λ_p . This result is intuitive, since increasing the value of p_q gives more chance for transmitting the SU own packets as opposed to the PU's relayed packets. This, in turn, reduces the degree of cooperation the PU experiences from the SU and, hence, the maximum achievable λ_p decreases. On the other hand, since the SU own packets are more likely to be transmitted, the system can sustain higher values of λ_s . Thus, we conclude that increasing p_q is always in favor of the SU as opposed to the PU.

In Fig. 3, we examine the behavior of the stable throughput region of the system in response to variations in p_a at the "phase transition" value of p_q provided in (11) which equals 0.625 for the previously given values for f_{pd}, f_{ps} and f_{sd} . It can be noticed from the figure that the maximum achievable λ_p is insensitive to variations in p_a , i.e., it is constant for all values of p_a . However, at a fixed λ_p , the maximum achievable λ_s increases with the increase of p_a .

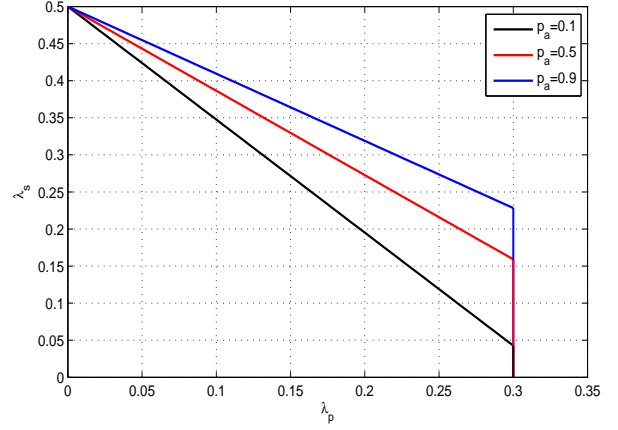


Fig. 3: Stable throughput region at $p_q = 1 - \frac{f_{pd}}{f_{sd}}$ for different values of p_a .

The result obtained in Lemma 3 is further clarified via Figs. 4 and 5, where we plot the maximum achievable λ_p given by (6) and the maximum achievable λ_s given by (7) versus p_a , respectively, at different values of p_q . It is shown in Fig. 4 that the maximum achievable λ_p increases monotonically with p_a as long as $p_q < 1 - \frac{f_{pd}}{f_{sd}}$. Conversely, it decreases monotonically with p_a for $p_q > 1 - \frac{f_{pd}}{f_{sd}}$ while remaining constant at $p_q = 1 - \frac{f_{pd}}{f_{sd}}$. Perhaps an intuitive explanation for this behavior is the following: If the channel quality between the PU and the destination is much worse than that between the SU and the destination, i.e., $f_{pd} \ll f_{sd}$, then over almost the entire range of $p_q \in (0, 1)$, the PU's throughput is enhanced via cooperation, i.e., having more packets getting relayed by the SU enhances the PU's throughput. However, if the channel between the PU and the destination is at least as good as the channel between the SU and the destination, i.e., $f_{pd} \simeq f_{sd}$, then it is always in the interest of the PU to retransmit its lost packets rather than getting them relayed via the SU, i.e., rejecting more packets at Q_{sp} enhances the PU's throughput. Another interesting way of explaining this result comes through rearranging (11). The PU benefits from cooperation as long as $(1 - p_q)f_{sd} > f_{pd}$, that is, the success probability over the relay-destination link is greater than that of the PU-destination link.

Back to Fig. 4, it can be noticed that at a fixed p_a , the system can sustain higher values of λ_p at lower values of p_q , which is the result obtained in Lemma 2 and shown in Fig. 2. In addition, one can notice that the degradation in the PU's throughput with the increase of p_q decreases at lower values of p_a . These results stimulate thinking of p_a as an effective parameter that could be tuned to tailor the performance of the system to the demands of the intended application.

On the other hand, we plot in Fig. 5 the maximum achievable λ_s versus p_a at a fixed λ_p chosen to be 0.2. It can be depicted that at a fixed λ_p , the maximum achievable λ_s increases monotonically with p_a independent of the choice of p_q . Therefore, it is clear that the SU is always benefiting from increasing p_a . This is attributed to the increase in the

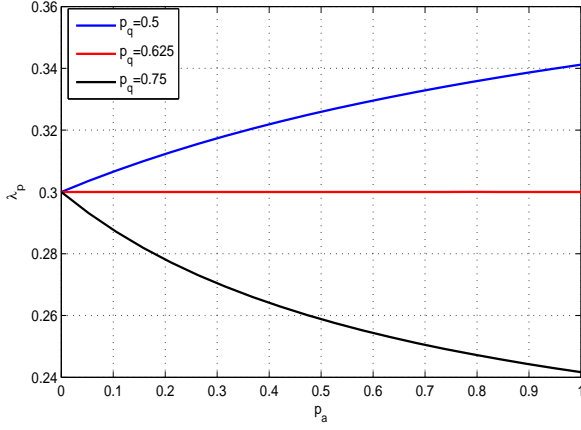


Fig. 4: Maximum achievable λ_p versus p_a for different values of p_q .

availability of time slots in which the PU's queue is empty, since at higher values of p_a , more packets are enqueued in Q_{sp} and, hence, dropped from Q_p . Thus, the SU's packets are more likely to be transmitted. Moreover, at a fixed p_a , it can be seen from Fig. 5 that the system sustains higher values of λ_s at higher values of p_q , which again emphasizes the result obtained in Lemma 2 and shown in Fig. 2.

After thoroughly investigating the effect of p_q and p_a on the stability region of the system, we present next a complete characterization of the stable throughput region of the system under the proposed policy by taking the union of (2) over all possible values of (p_q, p_a) .

Theorem 4. The union of the stability regions given by (2) over all possible values of (p_q, p_a) is the same as that of any work-conserving cooperative scheme, e.g., the one derived in [18], and is given by

$$\lambda_s < f_{sd} - \left[\frac{f_{sd} + f_{ps}(1 - f_{pd})}{f_{pd} + f_{ps}(1 - f_{pd})} \right] \lambda_p \quad (13)$$

Proof: The stable throughput region of the system for a fixed value of the pair (p_q, p_a) is derived in Theorem 1 and is given by (2). To determine the union of the stability regions, we need to take the union over all possible values of (p_q, p_a) . A method used to characterize this union has been proposed in [17] in an analogous problem. It resorts to solving a constrained optimization problem to find the maximum feasible λ_s corresponding to each feasible λ_p . Proceeding with this same objective, we make use of the result obtained in Lemma 3, where it has been established that the maximum achievable λ_s , at a fixed λ_p , increases monotonically with p_a irrespective of the choice of p_q . This suggests that for obtaining the maximum over all attainable λ_s at a fixed λ_p , we fix $p_a = 1$ and optimize over p_q . Consequently, we employ the result presented in [24] (Section III-Theorem 4), where our problem boils down at $p_a = 1$ to the case presented therein. ■

It is worth noting that the overall stable throughput region of the system is shown in Fig. 2. Proceeding with the sys-

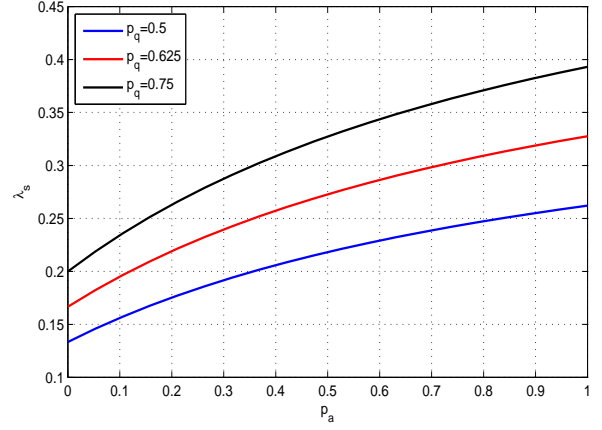


Fig. 5: Maximum achievable λ_s versus p_a at $\lambda_p = 0.2$ for different values of p_q .

tem analysis, it remains to study and analyze an important performance metric which is the expected packet delay.

IV. AVERAGE DELAY CHARACTERIZATION

In this section, we perform the delay analysis of the system under the proposed scheme. Closed-form expressions are derived for the average delay encountered by the packets of the PU as well as the SU. Furthermore, the effect of tuning p_q and p_a on the average delay seen by the packets of both users is investigated.

Theorem 5. The average delay encountered by the packets of the PU and SU, D_p and D_s , respectively, under the proposed scheme, are given by

$$D_p = \frac{N_p + N_{sp}}{\lambda_p} \quad (14)$$

$$D_s = \frac{N_s}{\lambda_s} \quad (15)$$

where N_p and N_{sp} , the average lengths of Q_p and Q_{sp} , respectively, are given by

$$N_p = \frac{-\lambda_p^2 + \lambda_p}{f_{pd} + p_a f_{ps}(1 - f_{pd}) - \lambda_p} \quad (16)$$

$$N_{sp} = \frac{m\lambda_p^2 + n\lambda_p}{\alpha\lambda_p^2 + \beta\lambda_p + \gamma} \quad (17)$$

where

$$m = p_a f_{ps}(1 - f_{pd}) \left[\frac{(1 - p_q)f_{sd} - f_{pd}}{f_{pd} + p_a f_{ps}(1 - f_{pd})} - (1 - p_q)f_{sd} - p_a f_{ps}(1 - f_{pd}) \right]$$

$$n = p_a f_{ps}(1 - f_{pd}) [f_{pd} + p_a f_{ps}(1 - f_{pd})]$$

$$\alpha = (1 - p_q)f_{sd} + p_a f_{ps}(1 - f_{pd})$$

$$\beta = [f_{pd} + p_a f_{ps}(1 - f_{pd})] [-2(1 - p_q)f_{sd} - p_a f_{ps}(1 - f_{pd})]$$

$$\gamma = (1 - p_q)f_{sd} [f_{pd} + p_a f_{ps}(1 - f_{pd})]^2 \quad (18)$$

and N_s , the average length of Q_s , is given by

$$N_s = \frac{\lambda_p \lambda_s A + (\lambda_s^2 - \lambda_s) B (B + \lambda_p)}{BC} \quad (19)$$

where

$$\begin{aligned} A &= p_q f_{sd} [f_{pd} + p_a f_{ps} (1 - f_{pd}) - 1] \\ B &= f_{pd} + p_a f_{ps} (1 - f_{pd}) - \lambda_p \\ C &= (\lambda_s - p_q f_{sd}) [f_{pd} + p_a f_{ps} (1 - f_{pd})] + p_q f_{sd} \lambda_p \end{aligned} \quad (20)$$

Proof: We start by computing the average delay of the SU's packets followed by the calculation of the average delay of the PU's packets.

By applying Little's law on Q_s , we obtain D_s exactly as given by (15). Thus, it remains to calculate N_s , the average length of Q_s . The dependence of the service processes at both Q_s and Q_{sp} on the state of Q_p is inherent from the concept of cognitive radios. It is worth noting that the non work-conserving behaviour of the proposed strategy makes the delay analysis of the system mathematically tractable, since Q_s and Q_{sp} become independent, i.e., having independent arrivals and departures. To analyze the average delays at different queues, we resort to the moment generating function approach [21]. The moment generating function of the joint lengths of Q_p and Q_s is defined as

$$\begin{aligned} G(x, y) &= \lim_{t \rightarrow \infty} \mathbf{E} \left[x^{Q_p^t} y^{Q_s^t} \right] \\ &= \lim_{t \rightarrow \infty} \sum_{i=0}^{\infty} \sum_{j=0}^{\infty} x^i y^j \mathbf{P} [Q_p^t = i, Q_s^t = j] \end{aligned} \quad (21)$$

where \mathbf{E} and \mathbf{P} denote the statistical expectation and the probability operators, respectively. To illustrate the motivation of employing the moment generating function approach in our delay analysis, we take the derivative of (21) w.r.t. y which yields $G_y(x, y)$ that is given by

$$G_y(x, y) = \lim_{t \rightarrow \infty} \sum_{i=0}^{\infty} \sum_{j=1}^{\infty} j x^i y^{j-1} \mathbf{P} [Q_p^t = i, Q_s^t = j] \quad (22)$$

Substituting by $x = y = 1$ in the above equation, it becomes clear that

$$\begin{aligned} G_y(1, 1) &= \lim_{t \rightarrow \infty} \sum_{j=1}^{\infty} j \sum_{i=0}^{\infty} \mathbf{P} [Q_p^t = i, Q_s^t = j] \\ &= \lim_{t \rightarrow \infty} \sum_{j=1}^{\infty} j \mathbf{P} [Q_s^t = j] = N_s \end{aligned} \quad (23)$$

Thus, the sequence of characterizing N_s goes as follows. First, we derive $G(x, y)$, then take its derivative w.r.t. y and put $x = y = 1$.

Proceeding with the derivation of $G(x, y)$, we make use of the queue evolution form provided by (1). Thus, we have

$$\begin{aligned} \mathbf{E} \left[x^{Q_p^{t+1}} y^{Q_s^{t+1}} \right] &= \mathbf{E} \left[x^{(Q_p^t - Y_p^t + X_p^t)} y^{(Q_s^t - Y_s^t + X_s^t)} \right] \\ &= (\lambda_p x + 1 - \lambda_p) (\lambda_s y + 1 - \lambda_s) \mathbf{E} \left[x^{(Q_p^t - Y_p^t)} y^{(Q_s^t - Y_s^t)} \right] \end{aligned} \quad (24)$$

This follows from the independent arrival processes at Q_p and Q_s , that yield independent Bernoulli distributed random variables, X_p^t and X_s^t , which produce moment generating functions of $(\lambda_p x + 1 - \lambda_p)$ and $(\lambda_s y + 1 - \lambda_s)$, respectively. Expanding the above equation, we have

$$\begin{aligned} \mathbf{E} \left[x^{Q_p^{t+1}} y^{Q_s^{t+1}} \right] &= \\ &= (\lambda_p x + 1 - \lambda_p) (\lambda_s y + 1 - \lambda_s) \left\{ \mathbf{E} [\mathbf{1} [Q_p^t = 0, Q_s^t = 0]] \right. \\ &+ \left[\frac{f_{pd} + p_a f_{ps} (1 - f_{pd})}{x} + (1 - p_a f_{ps}) (1 - f_{pd}) \right] \\ &\times \mathbf{E} [x^{Q_p^t} \mathbf{1} [Q_p^t > 0, Q_s^t = 0]] \\ &+ \left[\frac{p_q f_{sd}}{y} + 1 - p_q f_{sd} \right] \mathbf{E} [y^{Q_s^t} \mathbf{1} [Q_p^t = 0, Q_s^t > 0]] \\ &+ \left[\frac{f_{pd} + p_a f_{ps} (1 - f_{pd})}{x} + (1 - p_a f_{ps}) (1 - f_{pd}) \right] \\ &\times \left. \mathbf{E} [x^{Q_p^t} y^{Q_s^t} \mathbf{1} [Q_p^t > 0, Q_s^t > 0]] \right\} \end{aligned} \quad (25)$$

where $\mathbf{1}[Z]$ is the indicator function of the discrete random variable Z , defined as

$$\mathbf{1}[Z = z] = \begin{cases} 1, & \text{w.p. } \mathbf{P}[Z = z] \\ 0, & \text{w.p. } \mathbf{P}[Z \neq z] \end{cases} \quad (26)$$

Therefore, $\mathbf{E} [\mathbf{1}[Z = z]] = \mathbf{P}[Z = z]$. To explain the terms inside the braces of (25), we analyze the 4 possible combinations of the queue states, Q_p^t and Q_s^t

- $Q_p^t = 0, Q_s^t = 0$
Since both queues are already empty, no departures occur, i.e., $Y_p^t = Y_s^t = 0$. This explains the first term in the braces in (25).
- $Q_p^t > 0, Q_s^t = 0$
Clearly, no departures occur at Q_s since it is empty, i.e., $Y_s^t = 0$. At the PU side, it transmits a packet whenever it has a non-empty queue. Thus, Y_p^t is given by

$$Y_p^t = \begin{cases} 1, & \text{w.p. } f_{pd} + p_a f_{ps} (1 - f_{pd}) \\ 0, & \text{w.p. } (1 - p_a f_{ps}) (1 - f_{pd}) \end{cases} \quad (27)$$

This states that a departure occurs at Q_p if it is successfully received by the destination, or it is decoded by the SU and is admitted to its relay queue. Otherwise, no departures occur and the packet remains at Q_p to be retransmitted in the next time slot. This gives the second term in the braces in (25).

- $Q_p^t = 0, Q_s^t > 0$
The PU is idle, thus, $Y_p^t = 0$. Then, the SU gains access to the system and transmits a packet. It randomly selects the source of this packet to be either Q_s or Q_{sp} . Therefore, Y_s^t is given by

$$Y_s^t = \begin{cases} 1, & \text{w.p. } p_q f_{sd} \\ 0, & \text{w.p. } 1 - p_q f_{sd} \end{cases} \quad (28)$$

This states that a departure occurs at Q_s if it is selected

to transmit, which happens w.p. p_q , and the transmitted packet is successfully decoded by the destination, which happens w.p. f_{sd} . Otherwise, no departures occur. This results in the third term in the braces in (25).

- $Q_p^t > 0, Q_s^t > 0$

Since the PU has the priority to transmit whenever it has packets, the SU is silent and $Y_s^t = 0$. The PU transmits a packet and the queue Q_p evolves exactly following the case of $Q_p^t > 0, Q_s^t = 0$ yielding the last term in the braces in (25).

Taking the limit when $t \rightarrow \infty$ at both sides of (25), we get

$$G(x, y) = (\lambda_p x + 1 - \lambda_p)(\lambda_s y + 1 - \lambda_s) \times \frac{b(x, y)G(0, 0) + c(x, y)G(0, y)}{yd(x, y)} \quad (29)$$

where

$$\begin{aligned} b(x, y) &= xyp_q f_{sd} - xp_q f_{sd} \\ c(x, y) &= xp_q f_{sd} - y[f_{pd} + p_a f_{ps}(1 - f_{pd})] \\ &\quad + xy[f_{sd} + p_a f_{ps}(1 - f_{pd}) - p_q f_{sd}] \\ d(x, y) &= x - (\lambda_p x + 1 - \lambda_p)(\lambda_s y + 1 - \lambda_s) \times \\ &\quad [f_{pd} + p_a f_{ps}(1 - f_{pd}) + x(1 - p_a f_{ps})(1 - f_{pd})] \end{aligned} \quad (30)$$

From the definition of $G(x, y)$, note that

$$\begin{aligned} G(0, 0) &= \lim_{t \rightarrow \infty} \mathbf{E}[1[Q_p^t = 0, Q_s^t = 0]] \\ G(x, 0) &= G(0, 0) + \lim_{t \rightarrow \infty} \mathbf{E}[x^{Q_p^t} \cdot 1[Q_p^t > 0, Q_s^t = 0]] \\ G(0, y) &= G(0, 0) + \lim_{t \rightarrow \infty} \mathbf{E}[y^{Q_s^t} \cdot 1[Q_p^t = 0, Q_s^t > 0]] \\ G(x, y) &= G(x, 0) + G(0, y) - G(0, 0) \\ &\quad + \lim_{t \rightarrow \infty} \mathbf{E}[x^{Q_p^t} y^{Q_s^t} \cdot 1[Q_p^t > 0, Q_s^t > 0]] \end{aligned} \quad (31)$$

Along the lines of [21], $G(0, 0)$ is evaluated using the normalization condition, $G(1, 1) = 1$, by taking the limit of (29) when $(x, y) \rightarrow (1, 1)$, which yields

$$G(0, 0) = \frac{p_q f_{sd} [f_{pd} + p_a f_{ps}(1 - f_{pd}) - \lambda_p] - \lambda_s [f_{pd} + p_a f_{ps}(1 - f_{pd})]}{p_q f_{sd} [f_{pd} + p_a f_{ps}(1 - f_{pd})]} \quad (32)$$

In the derivation of (32), we use the fact that

$$G(0, 1) = \lim_{t \rightarrow \infty} \mathbf{P}[Q_p^t = 0] = 1 - \frac{\lambda_p}{f_{pd} + p_a f_{ps}(1 - f_{pd})} \quad (33)$$

To find N_s , we solve for $G_y(1, 1)$. We evaluate the derivative of (29) w.r.t. y , then take the limit of the result when $(x, y) \rightarrow (1, 1)$. Applying L'Hopital's rule twice, we obtain an equation relating $G_y(1, 1)$ to $G_y(0, 1)$ as

$$G_y(1, 1) = \lambda_s - 1 + \frac{p_q f_{sd}}{\lambda_s} G_y(0, 1) \quad (34)$$

In order to characterize $G_y(0, 1)$, we compute $\left. \frac{\partial G(y, y)}{\partial y} \right|_{y=1}$.

We make use of the fact that $\left. \frac{\partial G(y, y)}{\partial y} \right|_{y=1} = N_p + N_s$, and

$G_y(1, 1) = N_s$. After some algebraic manipulation, we get

$$\begin{aligned} G_y(1, 1) &= \frac{-(\lambda_p + \lambda_s)^2 + \lambda_p \lambda_s + \lambda_p + \lambda_s}{f_{pd} + p_a f_{ps}(1 - f_{pd}) - \lambda_p - \lambda_s} - N_p \\ &\quad + \left[\frac{f_{pd} + p_a f_{ps}(1 - f_{pd}) - p_q f_{sd}}{f_{pd} + p_a f_{ps}(1 - f_{pd}) - \lambda_p - \lambda_s} \right] G_y(0, 1) \end{aligned} \quad (35)$$

We can easily calculate N_p by observing that Q_p is a discrete-time $M/M/1$ queue with arrival rate λ_p and service rate μ_p . Thus, applying the Pollaczek-Khinchine formula [25], N_p is directly given by (16). Solving (34) and (35) together using the result obtained by (16), the term $G_y(0, 1)$ is eliminated and N_s is exactly given by (19) in Theorem 5.

Next, we characterize the average delay experienced by the packets of the PU. A PU's packet, if directly delivered to the destination, experiences the queueing delay at Q_p only. This happens w.p. $1 - \epsilon = \frac{f_{pd}}{1 - (1 - p_a f_{ps})(1 - f_{pd})}$, which is the probability that the packet is successfully decoded by the destination given that it is dropped from Q_p . Otherwise, if the transmission through the direct link between the PU and the destination fails, the packet is probably relayed through Q_{sp} and, hence, experiences the total queueing delay at both Q_p and Q_{sp} . This happens w.p. ϵ . Therefore, the average delay that a PU's packet experiences is given by

$$D_p = (1 - \epsilon)\tau_p + \epsilon(\tau_p + \tau_{sp}) = \tau_p + \epsilon\tau_{sp} \quad (36)$$

where τ_p and τ_{sp} denote the average queueing delays at Q_p and Q_{sp} , respectively. Since the arrival rates at Q_p and Q_{sp} are given by λ_p and $\epsilon\lambda_p$, respectively. Then, applying Little's law yields

$$\tau_p = N_p / \lambda_p, \quad \tau_{sp} = N_{sp} / \epsilon\lambda_p \quad (37)$$

Substituting (37) in (36) yields D_p given by (14). Provided that N_p is already known by (16), the calculation of D_p boils down to evaluating the average length of Q_{sp} , N_{sp} . As indicated earlier, the state of Q_{sp} depends on that of Q_p , so we again employ the moment generating function approach to compute N_{sp} . Let $H(x, y) = \lim_{t \rightarrow \infty} \mathbf{E}[x^{Q_p^t} y^{Q_{sp}^t}]$ be defined as the moment generating function of the joint queue lengths of Q_p and Q_{sp} . Using an analogous derivation employed to evaluate $G(x, y)$, we can write $H(x, y)$ as

$$H(x, y) = (\lambda_p x + 1 - \lambda_p) \frac{b'(x, y)G(0, 0) + c'(x, y)G(0, y)}{yd'(x, y)} \quad (38)$$

where

$$\begin{aligned} b'(x, y) &= x(1 - p_q)f_{sd}(y - 1) \\ c'(x, y) &= x(1 - p_q)f_{sd} - yf_{pd} - y^2 p_a f_{ps}(1 - f_{pd}) \\ &\quad + xy[f_{pd} + p_a f_{ps}(1 - f_{pd}) - (1 - p_q)f_{sd}] \\ d'(x, y) &= x - (\lambda_p x + 1 - \lambda_p) \times \\ &\quad [f_{pd} + y p_a f_{ps}(1 - f_{pd}) + x(1 - p_a f_{ps})(1 - f_{pd})] \end{aligned} \quad (39)$$

Following the same footsteps of the approach employed to

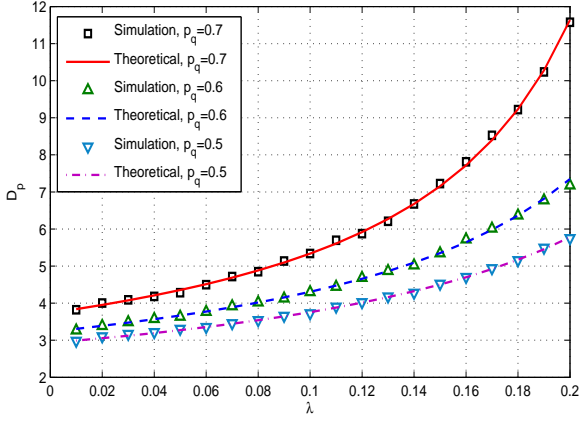


Fig. 6: Average delay for the PU's packets at $p_a = 1$ and different values of p_q

evaluate N_s , N_{sp} is shown to be given by (17). ■

So far, we have obtained closed-form expressions for the delay at both users, i.e., D_p and D_s . Next, we proceed with analyzing the behavior of D_p and D_s in response to variations in each of p_q and p_a individually.

Lemma 6. Under the proposed randomized service policy with probabilistic relaying, if the system is stable at a fixed operating point (λ_p, λ_s) , the average delay experienced by the packets of the PU, D_p , is a monotonically increasing function in p_q , while the average delay encountered by the packets of the SU, D_s , decreases monotonically with p_q .

Proof: The logic behind proving this result goes as follows. Instead of going forward with deriving the delay at the PU and SU, D_p and D_s , respectively, w.r.t. p_q , we directly make use of the result presented and proven in Lemma 2. We rely on the fact that the delay at both the PU and SU at a fixed (λ_p, λ_s) depends on the difference between the operating values of arrival rates, λ_p and λ_s , and their corresponding maximums given by (6) and (7), respectively. Analyzing the behavior of the delay at the PU's side first, we realize that increasing p_q decreases the maximum achievable λ_p resulting in shrinking the distance between the operating λ_p and the stability region's boundary for the PU, i.e., the maximum achievable arrival rate at the PU. Therefore, the delay of the PU's packets, D_p , increases with the increase of p_q until it reaches infinity when the maximum achievable arrival rate at the PU, given by (6), coincides with the operating λ_p . This is attributed to the critical stability of the system in that case.

Using the same rationale at the SU side, it has been established by Lemma 2 that increasing p_q increases the maximum achievable λ_s for every given λ_p . Thus, as p_q increases, the distance between the operating value of λ_s and its maximum achievable value increases. Therefore, the operating point is pushed deeper in the stability region from the SU's point of view and accordingly, D_s decreases. ■

Lemma 7. Under the proposed randomized cooperative policy with probabilistic relaying, if the system is stable at a fixed operating point (λ_p, λ_s) , the average delay experienced by the

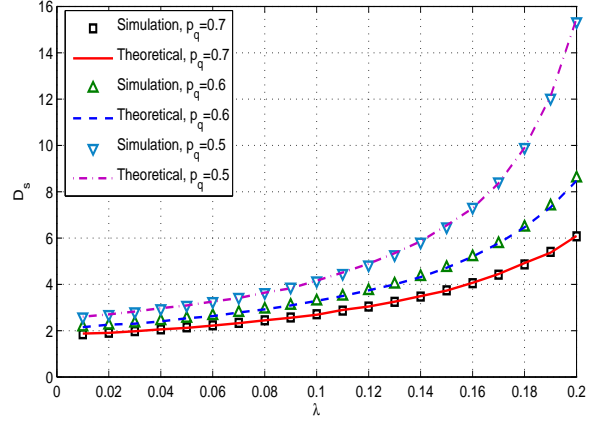


Fig. 7: Average delay for the SU's packets at $p_a = 1$ and different values of p_q

packets of the PU, D_p , is a monotonically decreasing function in p_a if p_q lies in the interval $(0, 1 - \frac{f_{pd}}{f_{sd}})$, and increases monotonically with p_a if p_q lies in the interval $(1 - \frac{f_{pd}}{f_{sd}}, 1)$. However, the average delay encountered by the packets of the SU, D_s , decreases monotonically with p_a , irrespective of the choice of p_q .

Proof: We follow the same rationale adopted to prove Lemma 6. The cornerstone that we rely on is the fact that the delay at both the PU and SU at a fixed (λ_p, λ_s) depends on the difference between the operating values of arrival rates, λ_p and λ_s , and their corresponding maximums given by (6) and (7), respectively. Delay decreases as this difference increases and vice versa. Using this fact along with our knowledge in Lemma 3, the proof of this result directly follows. ■

V. NUMERICAL RESULTS

In this section, we analyze the performance of the system under the proposed policy. Extensive simulations are conducted to validate the closed-form expressions obtained for the average delay experienced by the packets of the PU and SU. Furthermore, we characterize and analyze fundamental tradeoffs that arise at both users such as the delay-throughput tradeoff, as well as the tradeoff between the PU and SU in terms of delay. It is shown that the system's performance is flexibly tuned using the parameters p_q and p_a . Moreover, in an attempt to show the potential of employing the proposed policy, we compare the performance of the system under the proposed policy with that of existing schemes.

In Figs. 6 and 7, we plot the average delay experienced by the packets of the PU and SU, respectively, versus λ , where we choose $\lambda_p = \lambda_s = \lambda$ for ease of exposition. We fix $p_a = 1$ and vary p_q . These figures aim at validating the obtained closed-form expressions for the delays by comparing them to the simulation results. In the simulation, the delay is averaged over 10^6 time slots. It can be viewed that the results obtained through simulations coincide with the results of the closed-form expressions derived in Theorem 5. This validates the soundness of the mathematical model and the moment

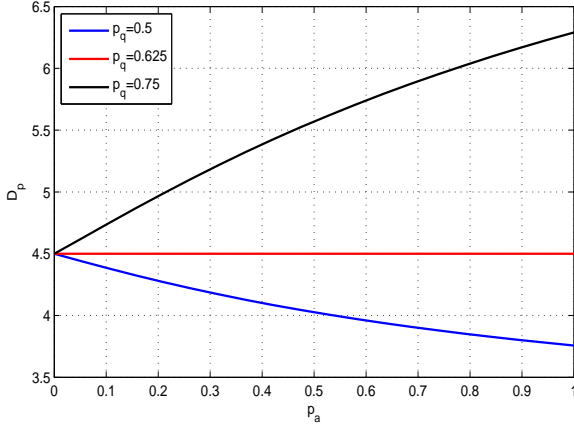


Fig. 8: Average delay for the PU's packets versus p_a for different values of p_q

generating function approach. Moreover, at a given λ , when p_q increases, D_p is shown to increase, while D_s decreases. This matches the result stated by Lemma 6.

The result obtained in Lemma 7 is clarified via Figs. 8 and 9, where we plot the average delay of the PU's packets, given by (14), and the average delay of the SU's packets, given by (15), versus p_a , respectively, for different values of p_q at an operating point $\lambda_p = \lambda_s = 0.1$. It is shown in Fig. 8 that D_p decreases monotonically with p_a as long as $p_q < 1 - \frac{f_{pd}}{f_{sd}}$. Conversely, it increases monotonically with p_a for $p_q > 1 - \frac{f_{pd}}{f_{sd}}$ while remaining constant at $p_q = 1 - \frac{f_{pd}}{f_{sd}}$. The intuitive explanation behind this behaviour is the same as that given in our comments on Fig. 4. If $(1 - p_q)f_{sd} > f_{pd}$, then the PU's average delay is reduced via cooperation, i.e., having more packets getting relayed by the SU reduces the delay at the PU, since the success probability over the relay-destination link is greater than that of the PU-destination link. However, if $(1 - p_q)f_{sd} < f_{pd}$, then it is always in the interest of the PU to retransmit its lost packets rather than getting them relayed via the SU, i.e., rejecting more packets at Q_{sp} reduces the delay at the PU. In Fig. 8, it can be noticed that at a fixed p_a , the PU's packets experience lower delay at lower values of p_q , which is the result obtained in Lemma 6 and referred to in the comments on Fig. 6. In addition, one can notice that the degradation in the PU's delay with the increase of p_q decreases at lower values of p_a . These results again emphasize the importance of the parameter p_a in tuning the system's performance.

On the other hand, we plot in Fig. 9 the average delay of the SU's packets, D_s , versus p_a . It can be depicted that D_s decreases monotonically with p_a irrespective of the choice of p_q . This assures our previous conjecture that the SU is always benefiting from increasing p_a , which is a direct consequence of the increase in the availability of time slots in which the PU's queue is empty, since at higher values of p_a , more packets are dropped from Q_p . Thus, the SU's packets are more likely to be transmitted. Moreover, at a fixed p_a , Fig. 9 shows that the SU's packets experience lower delay at higher values of p_q ,

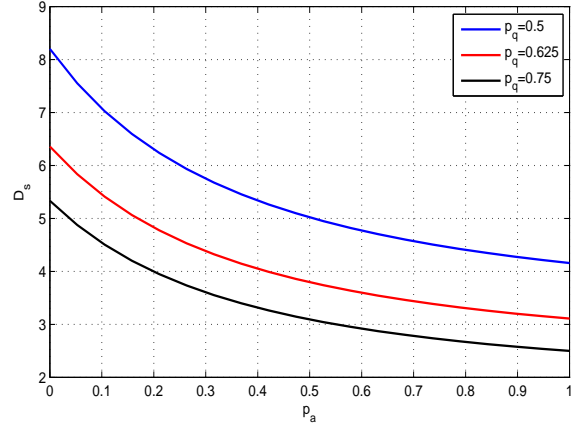


Fig. 9: Average delay for the SU's packets versus p_a for different values of p_q

which again emphasizes the result obtained in Lemma 6.

We realize from Figs. 8 and 9 that a delay tradeoff between the PU and SU arises due to introducing the admission control parameter, i.e., p_a , in the range of p_q values that belong to the interval $\left[1 - \frac{f_{pd}}{f_{sd}}, 1\right)$. Since in this interval of p_q values, cooperation becomes in favour of the SU's delay at the expense of the PU's delay, there exists a conflict of interest between both users. Fig. 10 depicts this tradeoff, where we plot D_p versus D_s at an operating point of $\lambda_p = \lambda_s = 0.1$ at different p_q values. In that plot, every point (D_s, D_p) corresponds to a certain value of p_a . Thus, we can now see a dimension of the benefit of tuning the admission control parameter, p_a . In Fig. 10, as p_a increases, D_s decreases, while D_p increases if $p_q > 1 - \frac{f_{pd}}{f_{sd}}$ or remains constant at $p_q = 1 - \frac{f_{pd}}{f_{sd}}$.

Next, we characterize a fundamental tradeoff that arises between the average delay and the throughput at both the PU and SU. Intuitively, when a node needs to maintain a higher throughput, it loses in terms of the average delay encountered by its packets. Given that the system is stable, the node's throughput equals its packet arrival rate. Thus, increased throughput means injecting more packets into the system which yields a higher delay. In Fig. 11, we illustrate the delay-throughput tradeoff at the PU. Note that, given the stability of the system, the throughput of the PU equals λ_p . We fix the value of λ_s at 0.2. Then, at every λ_p , we formulate and solve the following optimization problem

$$\begin{aligned}
 & \underset{(p_q, p_a)}{\text{minimize}} && D_p \\
 & \text{subject to} && \lambda_p < \frac{f_{sd}(1 - p_q)[f_{pd} + p_a f_{ps}(1 - f_{pd})]}{f_{sd}(1 - p_q) + p_a f_{ps}(1 - f_{pd})}, \\
 & && \lambda_s < p_q f_{sd} \left[1 - \frac{\lambda_p}{f_{pd} + p_a f_{ps}(1 - f_{pd})} \right], \\
 & && 0 < p_q < 1, \\
 & && 0 \leq p_a \leq 1.
 \end{aligned} \tag{40}$$

Thus, we solve for the optimal value of (p_q, p_a) that min-

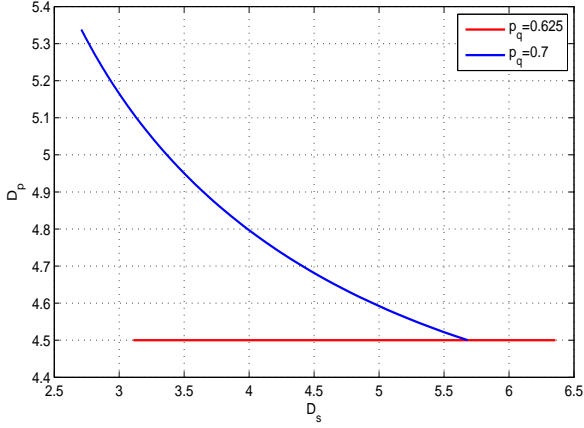


Fig. 10: PU-SU delay tradeoff

minimizes D_p while simultaneously keeping the system stable at (λ_p, λ_s) . Lemmas 6 and 7 are of fundamental importance in the approach employed to obtain the solution. Initially, we characterize the feasible set, which is the set of (p_q, p_a) values that satisfy the constraints, i.e., keeping the system stable at (λ_p, λ_s) . After simple algebraic manipulation on the constraints, we obtain lower and upper bounds on p_q , $p_q^{(l)}$ and $p_q^{(u)}$, respectively, as functions of p_a as follows

$$p_q^{(l)} = \frac{\lambda_s [f_{pd} + p_a f_{ps} (1 - f_{pd})]}{f_{sd} [f_{pd} + p_a f_{ps} (1 - f_{pd}) - \lambda_p]} \quad (41)$$

$$p_q^{(u)} = 1 - \frac{\lambda_p p_a f_{ps} (1 - f_{pd})}{f_{sd} [f_{pd} + p_a f_{ps} (1 - f_{pd}) - \lambda_p]} \quad (42)$$

Lemma 6 establishes that D_p is monotonically increasing in p_q , irrespective of the choice of p_a . Therefore, to minimize D_p , we go for the minimum over all feasible values of p_q which is obtained through minimizing (41). We realize that $p_q^{(l)}$ decreases monotonically with p_a . This is easily shown through taking the derivative of (41) w.r.t. p_a that yields

$$\frac{\partial p_q^{(l)}}{\partial p_a} = \frac{-\lambda_s \lambda_p f_{sd} f_{ps} (1 - f_{pd})}{[f_{sd} (\mu_p - \lambda_p)]^2} \quad (43)$$

which is clearly negative definite, whereby μ_p is given by (4). Thus, the minimum over all feasible values of p_q , let it be denoted by $p_{1_{\min}}^{(l)}$, is obtained via evaluating (41) at $p_a = 1$. Proceeding with the solution, we make use of the result obtained in Lemma 7, and shown by Fig. 8, that defined the region of p_q values at which the PU can benefit from cooperation, i.e., D_p decreases with increasing p_a . Comparing $p_{1_{\min}}^{(l)}$ to the threshold value of $1 - \frac{f_{pd}}{f_{sd}}$, the optimal solution is decided which is either to cooperate or not to cooperate. If $p_{1_{\min}}^{(l)} \leq 1 - \frac{f_{pd}}{f_{sd}}$, the optimal value of (p_q, p_a) is at $(p_{1_{\min}}^{(l)}, 1)$, otherwise, no cooperation yields a lower D_p . This solution relies on the fact that if there is no single value of p_q that makes the system stable at $p_a = 1$, the problem is infeasible.

In Fig. 11, we plot the optimal PU delay for the proposed scheme, the no-cooperation baseline and the conventional relaying that gives strict priority to the relay queue. System

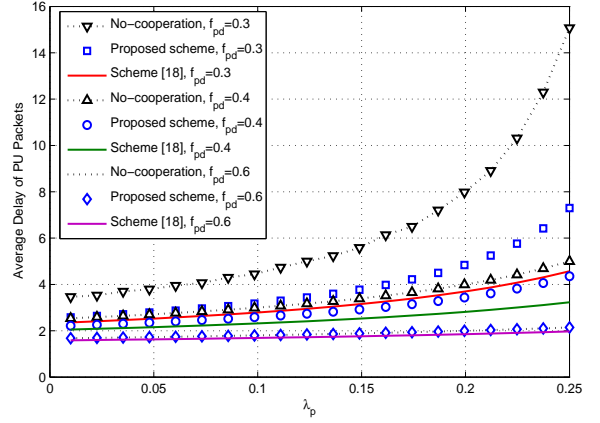


Fig. 11: Delay-throughput tradeoff at the PU

parameters are the same as indicated previously in Section III except for f_{pd} , whereby we show our results at three values of f_{pd} , specifically, 0.3, 0.4 and 0.6. It can be realized that cooperation benefits decreases with the increase of f_{pd} . We also notice that the performance of the proposed cooperative scheme in terms of the PU's delay coincides with the no-cooperation case at $f_{pd} = 0.6$, which means that the PU's interest in cooperation vanishes. The intuitive explanation behind this result goes as follows. As long as the quality of the direct link between the PU and the destination increases, the benefits of cooperation decreases, since the probability of packet success in the direct link increases. This also explains why the threshold of p_q values below which cooperation is beneficial to the PU is given by $1 - \frac{f_{pd}}{f_{sd}}$. The intuition behind this behavior has previously been stressed on in Section III and revisited in Section V. It is worth noting that the performance of [18] in terms of the PU's delay is superior to that of the proposed scheme. This expected result is attributed to the strict priority given in [18] to the relay queue. However, in our scheme, we randomly select either the relay queue or the queue of own packets at the SU. Thus, we open room for trading the PU delay for enhanced SU delay and vice versa.

We now turn to the SU side investigating the same delay-throughput tradeoff. We fix the value of λ_p at 0.2. Then, at every λ_s , we revisit the problem formulated in (40) with the objective of minimizing the SU's delay instead of the PU's delay, i.e., minimizing D_s instead of D_p . Solving the problem numerically, we conjecture that it boils down to the solution presented in [24], where $p_a = 1$ is always optimal. The result obtained in Lemma 7 and shown in Fig. 9 suggests that cooperation is always in favour of the SU, i.e., increasing p_a reduces D_s . This explains why the optimal value is always obtained at $p_a = 1$. The resulting delay-throughput curves for the proposed policy as well as for [18] are shown in Fig. 12. We avoided plotting the no-cooperation baseline case to have a clear view for the comparison between the plotted policies, since the no-cooperation performance is way worse than both. It can be viewed that at the SU, the best achievable performance of the system under the proposed policy in

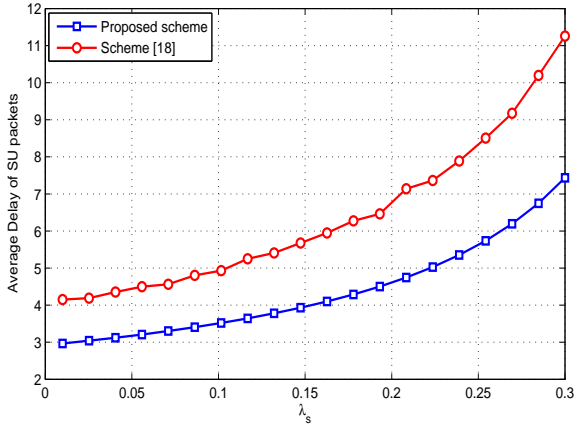


Fig. 12: Delay-throughput tradeoff at the SU

terms of the average delay at the SU side, is superior to the performance of the system under the policy proposed in [18].

VI. CONCLUSION

In this work, we propose a cooperative policy with randomized service, whereby the SU probabilistically selects to serve either the queue of its own data or the relay queue w.p. p_q and $(1 - p_q)$, respectively, upon detecting a spectral hole. Moreover, we introduce an admission control parameter, p_a , that acts as a flow controller to the traffic coming to the relay queue from the PU. A comprehensive analysis of the system's performance metrics such as stable throughput and delay is introduced, where we thoroughly investigate the effect of tuning both p_q and p_a on the performance of the system. Our major findings are represented in the following. The complete stable throughput region of the system obtained via taking the union over all possible values of (p_q, p_a) is shown to strictly contain the stability region of the no-cooperation baseline. Thus, cooperation is shown to expand the stability region of the system. In addition, it has been shown that increasing p_q is always in favour of the SU as opposed to the PU in terms of both throughput and delay. This behaviour is irrelevant to the choice of p_a . However, introducing p_a at the relay queue enables us to clearly define the region of p_q values at which cooperation is beneficial to the PU. It has been established that as long as $p_q < 1 - \frac{f_{pd}}{f_{sd}}$, cooperation enhances the PU's throughput and reduces its delay. On the contrary, if $p_q > 1 - \frac{f_{pd}}{f_{sd}}$, no cooperation becomes better from the PU's point of interest. This suggests using p_a as a switch with which we decide to cooperate or not to cooperate to optimize the performance of the PU depending on the value of p_q as well as the channel qualities, i.e., f_{pd} and f_{sd} . Finally, we characterize and analyze the delay-throughput tradeoff at the PU and SU, as well as the tradeoff that arises between the delays of the PU and SU. The latter tradeoff shows the potential of using p_a as a flow controller at the relay queue.

REFERENCES

[1] P. J. Kolodzy, "Spectrum policy task force," *Federal Commun. Comm., Washington, DC, Rep. ET Docket*, no. 02-135, 2002.

[2] J. Mitola *et al.*, "Cognitive radio: An integrated agent architecture for software defined radio," in *PhD thesis, Royal Institute of Technology (KTH)*, pp. 271–350, 2000.

[3] S. Haykin, "Cognitive radio: brain-empowered wireless communications," *IEEE Journal on Selected Areas in Communications*, vol. 23, no. 2, pp. 201–220, 2005.

[4] S. Akin and M. C. Gursoy, "Effective capacity analysis of cognitive radio channels for quality of service provisioning," *IEEE Transactions on Wireless Communications*, vol. 9, no. 11, pp. 3354–3364, 2010.

[5] J. N. Laneman, D. N. Tse, and G. W. Wornell, "Cooperative diversity in wireless networks: Efficient protocols and outage behavior," *IEEE Transactions on Information Theory*, vol. 50, no. 12, pp. 3062–3080, 2004.

[6] G. Kramer, M. Gastpar, and P. Gupta, "Cooperative strategies and capacity theorems for relay networks," *IEEE Transactions on Information Theory*, vol. 51, no. 9, pp. 3037–3063, 2005.

[7] K. Azarian, H. El Gamal, and P. Schniter, "On the achievable diversity-multiplexing tradeoff in half-duplex cooperative channels," *IEEE Transactions on Information Theory*, vol. 51, no. 12, pp. 4152–4172, 2005.

[8] L. Zheng and D. N. C. Tse, "Diversity and multiplexing: A fundamental tradeoff in multiple-antenna channels," *IEEE Transactions on Information Theory*, vol. 49, no. 5, pp. 1073–1096, 2003.

[9] W. Su, A. K. Sadek, and K. R. Liu, "SER performance analysis and optimum power allocation for decode-and-forward cooperation protocol in wireless networks," in *Wireless Communications and Networking Conference*, vol. 2. IEEE, 2005, pp. 984–989.

[10] A. S. Ibrahim, A. K. Sadek, W. Su, and K. R. Liu, "Cooperative communications with relay-selection: when to cooperate and whom to cooperate with?" *IEEE Transactions on Wireless Communications*, vol. 7, no. 7, pp. 2814–2827, 2008.

[11] G. J. Foschini and M. J. Gans, "On limits of wireless communications in a fading environment when using multiple antennas," *Wireless personal communications*, vol. 6, no. 3, pp. 311–335, 1998.

[12] E. Telatar, "Capacity of multi-antenna gaussian channels," *European transactions on telecommunications*, vol. 10, no. 6, pp. 585–595, 1999.

[13] O. Simeone, Y. Bar-Ness, and U. Spagnolini, "Stable throughput of cognitive radios with and without relaying capability," *IEEE Transactions on Communications*, vol. 55, no. 12, pp. 2351–2360, 2007.

[14] O. Simeone, I. Stanojev, S. Savazzi, Y. Bar-Ness, U. Spagnolini, and R. Pickholtz, "Spectrum leasing to cooperating secondary ad hoc networks," *IEEE Journal on Selected Areas in Communications*, vol. 26, no. 1, pp. 203–213, 2008.

[15] I. Krikidis, J. N. Laneman, J. S. Thompson, and S. McLaughlin, "Protocol design and throughput analysis for multi-user cognitive cooperative systems," *IEEE Transactions on Wireless Communications*, vol. 8, no. 9, pp. 4740–4751, 2009.

[16] M. Costa, "Writing on dirty paper," *IEEE Transactions on Information Theory*, vol. 29, no. 3, pp. 439–441, 1983.

[17] A. K. Sadek, K. R. Liu, and A. Ephremides, "Cognitive multiple access via cooperation: protocol design and performance analysis," *IEEE Transactions on Information Theory*, vol. 53, no. 10, pp. 3677–3696, 2007.

[18] B. Rong and A. Ephremides, "Cooperative access in wireless networks: stable throughput and delay," *IEEE Transactions on Information Theory*, vol. 58, no. 9, pp. 5890–5907, 2012.

[19] A. Anwar, K. Seddik, T. ElBatt, and A. Zahran, "Effective capacity of delay constrained cognitive radio links exploiting primary feedback," *IEEE 11th International Symposium on Modeling and Optimization in Mobile, Ad Hoc and Wireless Networks (WiOpt)*, pp. 412–419, 2013.

[20] N. Pappas, J. Jeon, A. Ephremides, and A. Traganitis, "Wireless network-level partial relay cooperation," *IEEE International Symposium on Information Theory Proceedings (ISIT)*, pp. 1122–1126, 2012.

[21] M. Sidi and A. Segall, "Two interfering queues in packet-radio networks," *IEEE Transactions on Communications*, vol. 31, no. 1, pp. 123–129, 1983.

[22] R. W. Wolff, *Stochastic modeling and the theory of queues*. Prentice Hall, 1989.

[23] R. Loynes, "The stability of a queue with non-independent inter-arrival and service times," in *Proc. Cambridge Philos. Soc.*, vol. 58, no. 3. Cambridge Univ Press, 1962, pp. 497–520.

[24] M. Ashour, A. El-Sherif, T. ElBatt, and A. Mohamed, "Cooperative access in cognitive radio networks: Stable throughput and delay tradeoffs," preprint, <http://arxiv.org/abs/1309.1200>.

[25] L. Kleinrock, *Queueing systems, vol. 1*. New York: Wiley, 1975.