

Thoughts on a Recursive Classifier Graph: a Multiclass Network for Deep Object Recognition

Marius Leordeanu^{1*}, Rahul Sukthankar²

arXiv:1404.2903v1 [cs.CV] 2 Apr 2014

Abstract

We propose a general multi-class visual recognition model, termed the Classifier Graph, which aims to generalize and integrate ideas from many of today's successful hierarchical recognition approaches. Our graph-based model has the advantage of enabling rich interactions between classes from different levels of interpretation and abstraction. The proposed multi-class system is efficiently learned using step by step updates. The structure consists of simple logistic linear layers with inputs from features that are automatically selected from a large pool. Each newly learned classifier becomes a potential new feature. Thus, our feature pool can consist both of initial manually designed features as well as learned classifiers from previous steps (graph nodes), each copied many times at different scales and locations. In this manner we can learn and grow both a deep, complex graph of classifiers and a rich pool of features at different levels of abstraction and interpretation. Our proposed graph of classifiers becomes a multi-class system with a recursive structure, suitable for deep detection and recognition of several classes simultaneously.

Keywords

Classifier Graph — Deep Detection — Clusterboost — Object Recognition — Context

¹Institute of Mathematics of the Romanian Academy

²Google Research and Carnegie Mellon University

*Corresponding author: leordeanu@gmail.com

Contents

1	Scientific Context	1
1.1	Overview of our approach	2
2	Intuition	2
2.1	One class – Multiple Classifiers	2
2.2	One Graph – Multiple Classes	3
2.3	Learning the classifier graph	5
3	Algorithmic Formulation	5
3.1	Initial Feature Types	5
3.2	Classification by Deep Detection	7
4	Learning the Graph and the Pool of Features	8
4.1	Human in the Loop	10
5	Implementation Details	10
6	Understanding video: a spatiotemporal classifier graph	12
7	Main Contributions	13
	Acknowledgments	13
	References	13

1. Scientific Context

Visual object recognition is based on relative, hierarchical and recursive cognitive processes, from the recognition of object parts, attributes, whole objects, interactions between them and their contextual relationship to other objects and

the scene. It is no surprise that some of the most competitive architectures in object category recognition today have a deep hierarchical structure [1, 2]. There are many successful hierarchical approaches, including the face detector of Viola and Jones [3] based on classifier cascades, the object detector of Felzenszwalb et al. with a Part-Based Model and Latent SVM's [4], Conditional Random Fields [5], classification trees, random forests, probabilistic Bayesian networks and directed acyclic graphs (DAGs) [6], hierarchical hidden Markov models (HHMMs) [7] and methods based on feature matching with second-order or hierarchical spatial constraints [8–10]. Even the popular nearest neighbor approach to matching SIFT features [11], using RANSAC with geometric verification could be modeled with a hierarchical structure: finding correspondences between individual features would take place at a first stage of processing, while the rigid transformation computation and verification could be implemented with linear transformations at higher levels of processing. One proposal for performing such hierarchical geometric reasoning in a neural architecture is the work by Hinton et al. [12] on *capsules*.

Hierarchical classifiers are currently enjoying a great practical success due to the development of efficient methods for deep learning in neural networks. Considered by many to be a real scientific breakthrough in artificial intelligence, Deep Learning has already been broadly adopted by industry in a variety of applications including object recognition in images [13–15] and speech recognition [16]. Systems based on Deep Learning have won major machine learning and computer vision competitions, such as Netflix, Kaggle and

ImageNet challenges (see [17] for a review). The recent success of deep classification systems and the long-term scientific interest in their research and development strongly motivate our work on formulating a general deep detection and recognition network with the potential to overcome many of the limitations of current hierarchical models.

1.1 Overview of our approach

We propose a general recognition and learning strategy based on a graph structure of classifiers, termed the Classifier Graph, which aims to generalize ideas from many previous models. The nodes of our graph are individual classifiers, which could be of any type (e.g., anonymous intermediate classes, object parts, attributes, objects, categories, materials or scenes). Each classifier operates over its dedicated region, at a given location and scale relative to the image or bounding box. It functions as a detector with a certain search area over which it computes and returns its maximum response — this area could be relatively small and local or large (e.g., equal to the entire image). The classifiers at nodes in the graph influence each other through a directed set of edges, such that the output of one (the parent) could be input to any other (the child).

The node classifiers can be viewed in the role of excitatory or inhibitory input features, providing favorable or non-favorable *context* to their children. Different from most approaches, we make no conceptual distinction between low-level features, intermediate anonymous classes, parts, objects, properties or context — these are all simply classifiers and can freely influence each other through directed links, between any two levels of abstraction. They are free to form collectively a *contextual environment* for each other. This flexible graph structure and the classifiers at nodes are learned from scratch over several training epochs, through an efficient supervised learning scenario combined with a natural, unsupervised clustering and organization of the training data (Section 4). In a manner that is loosely reminiscent of cascade correlation [18], each node adds a single new layer to the graph, using a logistic linear classifier with inputs that are automatically selected from the existing pool of features (Section 4). The pool of features is first initialized with manually designed descriptors that operate over raw or mid-level input (pixels, gradients, edges, color, texture, soft-segmentation etc.), randomly sampled over many scales and locations with different instantiating parameters. Each new classifier learned (new node in the graph) is defined for a specific location and scale, with a certain search area (to allow a specific location flexibility w.r.t. the window center of reference). Once learned it becomes a potential new feature: copies of it at many different scales, locations and with different search areas are added to the pool of potential features.

In this manner, we simultaneously grow both an arbitrarily complex and recursive directed graph of classifiers and a pool of features, which represent classifiers (previously learned graphs) at different geometric scales, levels of abstraction and localization uncertainty.

2. Intuition

The graph nodes in our classifier graph are similar to the ones in a neural net: each one represents a logistic linear unit. One important difference from neural networks is our ability to connect classes from any levels of abstraction, using both top-down as well as bottom-up links; note that the meaning of *top* and *bottom* in our hierarchy is conceptual rather than physical. We will explain this in detail. The edges are directed, from an input node (this is the parent node that plays the role of an input or contextual feature) to the classifier node (or the child). Our motivation is that parts, objects and scenes influence each others' confidence of recognition, so one particular class *detector* could take as input the outputs of other classes' detectors. In principle, any *recognizer* at any level could function as *context* or *input feature* for the recognition of any other class at any other level.

Predictions at higher levels of abstraction (*I am in a room so . . .*) could function as *context* for the prediction at lower levels (*. . . I expect to see a chair*). The probabilistic influence could also go the other way around: *Since I see a chair then I could expect to be in a room*. In the latter example, the *chair* becomes context for the *room*. The same two-way relationships can happen at lower levels, between a part (e.g., a wheel) and the whole (e.g., the car). In a classifier graph, directed edges can be formed between any two abstraction levels in either direction: *Being in a car service shop means I can expect to see car wheels* or the other way around with a weaker but still positive influence: *I see a car wheel, so I might be in a car service shop*. In our framework, parts and objects are equal citizens: what distinguishes a part from another distinct object or the scene is only its dedicated region (the pixels in the image corresponding to the *wheel* of a car are a subset of those that correspond to the *car*; in fact, they are both *car* and *wheel* pixels at the same time), whereas *the mechanic*, for example, is a different object only because it does not share pixels with *the car*. Also, parts play for objects a role that is similar to the one played by objects for the scene. Nevertheless, conceptually, all four: the part (*the wheel*), the objects (*the car* and *the mechanic*) and the scene (*car service shop*) are just different classes, recognized by their own dedicated classifiers, each composed of a logistic linear unit (with its different input connections), a relative scale, location with respect to the coordinate system of the image or bounding box, and different search area (location uncertainty over which a maximum response is computed). Thus, our proposed system treats parts, objects, anonymous intermediate classes, materials and scenes in the same universal way: as classifier nodes in a free graph-like structure.

2.1 One class – Multiple Classifiers

Our proposal is somewhat unusual in that a single concept is represented using multiple classifiers, some of which may be learned early — typically focusing on low-level pixel/feature inputs — while others are learned late; the latter having many parents that are themselves concept classifiers that aim to

represent the traditional notion of parts, scene or context. We detail this point and its consequences below.

It is clear that there is one directed edge from the part (*chair*) to the whole (*room*) and a different one from the whole (*room*) to the part (*chair*). As parts influence the existence probability of the whole, the presence of the whole indicates the likely presence of the part. At the same time, it seems to lead to a *chicken and egg* problem of mutual dependencies (or cycles in a graph), which, in probabilistic inference, is typically handled using iterative procedures. In our case we explicitly seek a feed-forward approach, which suggests an intriguing hypothesis — the co-existence of several classifiers for the same class, which act at different levels of understanding, with different triggering contextual, input features. This design choice offers an unexpected potential benefit: that of robustness to missing features. When one classifier for the concept lacks sufficient support, another classifier for the same class employing a different set of features could still be sufficiently sure of its response. Consider an example where a certain object, such as a *chair*, is represented using two classifiers: 1) a classifier based primarily upon HoG features and 2) a stronger classifier that relies on a global scene recognizer (which in turn takes input from a variety of object classifiers, including the first chair classifier in addition to a weaker version of a scene based on classifying Gist [19] features). Clearly, the two chair classifiers will have different failure modes and be robust to different conditions.

Here is another example: let us imagine how a poorer low-res independent (without input context from the outside) *person* detector could be used to increase the confidence that we are *at the beach*. That reasoning, combined with similar weak classifiers for *water*, *sand* and *boats* will then be used to become confident that *we are indeed at the beach*. Once we *see* the beach, we will use that information to trigger more powerful classifiers (that use outside context and relationships to other classes) for better recognizing all of the above: *person*, *water*, *sand*, *boat* and *... beach*, again. Thus, by allowing multiples classifiers for the same concept we could not only simulate any iterative inference procedure, but also move up the level of understanding, recognition and confidence. This type of structure can be expressed very naturally in the Classifier Graph. The idea also establishes an interesting connection to recent approaches for high-level vision tasks using hierarchical inference with auto-context [20].

Another advantage of multiple classifiers per class is that we could better handle the large intra-class variability present in real-world images: people in images could appear in different sizes, shapes and resolutions, under different poses, at different locations, in various scenes, while establishing a wide range of interactions with other people or objects. By having many classifiers for the same category, *people*, we could test all these cases simultaneously. Then, the outputs from the ensemble of *person* classifiers could be aggregated for a final answer using a variety of known methods (e.g., taking the max, weighted average or using some voting strategy).

Here we should also mention the issue of localization. Our classifier graph predicts the existence of the category over a certain search area, or region of presence w.r.t. a center reference location, over which a max output is returned (e.g., the classifier for “Is there a person somewhere in the right half of the scene?” would be different from a classifier for “Is there a person in this precise location of the scene w.r.t. the image center?”). Taking the maximum output over a search window/region is directly related to max pooling in convolutional networks [21] and maxout units from [22].

Therefore, relative to this central location (of the image, or bounding box of attention), we could have multiple classifiers for the same class but at different locations, scales and with different regions of presence. We believe this idea of sharing the core of a classifier makes sense — let us consider the following examples: in the case of a face classifier the right eye is different from the left eye, yet they are both *eye* classifiers; for a car, the front wheels are different from the back wheels, yet they are both “wheels”; the person right in front of me needs a different classifier, with different properties, than a distant person that I barely see with my peripheral vision, yet they are both “persons” — I could talk to the one in front of me, but not with the distant one. Sometimes the presence of a certain object anywhere in the scene is all we need to know, its specific location being unimportant, while in other case the specific location is crucial: for example, during a soccer game, the location of the goalkeeper is crucial during a penalty, but not so important when the ball is in the other half of the field — the two cases are distinct and could be recognized by distinct classifiers with different levels of location and pose refinement, as well as technical knowledge.

Thus, the classifier graph avoids shoehorning the multiple facets for a concept into a single classifier. And while we believe that later classifiers are likely to contain refined versions of classifiers learned in earlier layers, this condition is not imposed — it emerges naturally from the data when merited.

2.2 One Graph – Multiple Classes

Classification at lower levels of abstraction (*I see a pillow*) could help with classification at the higher levels (*It is likely to be on a bed, chair or in a closet*) and form part-whole relationships. Classes at similar levels could influence each other and establish “interactions” (*If I see a hand moving in a certain familiar rhythm then I am expecting to see it touch a pen or a keyboard*). These ideas also suggest a multi-class system in which recognition of one class is achieved through recognition of many others — a task that superficially appears to be a binary classification problem (e.g., “is there a face in this image?”) can actually be a multi-class one under the hood. We strongly believe that since classes are so interconnected in the real world, they should also be interconnected and jointly learned within the same recognition system.

In the real world, related classes are likely to be found together in a given scene and interact with each other in rich ways through both space and time. Thus, they create a story

that helps both for recognition and in the semantic understanding of the scene. It is a fact known since the times of the ancient Greeks, and also confirmed by recent psychological research, that humans are much better at learning, understanding and remembering concepts that are related in a coherent story [23–25]. Stories that describe interactions between objects and how they relate to each other, both spatially and temporally, at low as well as higher levels of abstraction, are fundamental representations for intelligent understanding. Physical objects as well as more abstract concepts could be understood by means of actual stories communicated verbally or experienced in real life. Thus, the activations of classifiers within the classifier graph can be viewed as efforts towards explaining a complex visual scene in the form of a story.

To summarize, our multi-class system is based on the following main ideas:

- **Co-occurrence and interactions, object to object relationships:** certain categories usually co-exist (co-occur). The presence of one is strong evidence for the presence of the other. Each could be context for the other. If two classes tend to co-occur and interact, then the output of a classifier for one of them would be useful as an input feature for the classifier of the other.
- **Relativity of classes, co-existence, opposition and part-whole relationships:** classes sometimes exist only through their relationship to other classes. Contrast and similarity is fundamental to “seeing” different classes. *White* is seen in opposition to *black*, *blue* (sky) to *yellow* (sun) and *cold* is felt in opposition to *warm*. A flower is a flower in similarity to other flowers, but in opposition to leaves, grass or branches, and as part of trees or gardens. To see a car we need to see at least some parts of it: the car and its parts co-exist simultaneously, sharing the exact same 3D space. While the parts trigger the *subjective, perceptual existence* of the car, the car is in fact a different, separate entity than its parts, recognized by at least one dedicated classifier. In human vision, the separate existence of the car from its parts, which form it, is also suggested by some patients suffering from visual agnosia [26], who, do not seem to have a problem with seeing, but with understanding the meaning of what they see, or with seeing objects as *wholes*, which actually results in a limited capacity to see. This brings up the question: Isn’t the case that our apparently single, unified conscious visual perception is in fact a simultaneous multi-level process with many different subjective realities being perceived at the same time? Objects are also learned and understood through stories, which give them meanings, their perception being triggered by some behavior in a specific context: (e.g., a big metallic looking noisy thing just passed at a high speed on the street and almost killed the curious cat). There is a story behind every perceived thing, and the story is often triggering the “seeing”, the very existence

of that thing in our subjective reality.

- **Re-using prior knowledge:** once we have learned classifiers for many categories, it would be a waste not to use them to learn new classes. Such classifiers could include both manually designed features as well as other feature detectors and anonymous classes discovered from previous learning tasks (e.g., using auto-encoders [1, 27]). Learning everything from scratch every time we deal with a new classification problem is not efficient.

To better appreciate the interconnectedness of classification, consider the following two examples.

Example 1: Imagine that we are in the countryside and we see a horse running through the grass. Although we may say that we see the horse *clearly*, in reality the horse is quite far and on the basis of shape alone, we may not be confident as to the object’s identity. However, the combination of several factors, such as its color, the way it moves (both in terms of its articulation/gait and its motion against the background) and its size (possibly inferred from the nearby trees), all combine to convince us that *this thing* is a horse. In other words, our “seeing” of the horse depends a lot on “seeing” as well as “knowing” many other things — all of which can be considered as inputs to our subconscious recognition of this animal.

Example 2: Consider the superficially straightforward binary classification task of recognizing a white horse against a dark background. How is this considered a “multi-class” problem in the classifier graph?

First, we note that even in the absence of external context, a horse is recognized as such through the complex interplay of various properties: its overall shape, the shapes and relative configurations of its body parts (head, four legs) and the presence of distinctive features such as a mane and tail. Some of the body parts (e.g., eyes) could be object classifiers that are shared with broadly related animal species; others may be distinct to horses (e.g., mane) or even to this particular horse (hide pattern). Since all of these classifiers are treated identically in the classifier graph, it is the activation patterns of all the classifiers that enables us to recognize the horse — and just as in traditional multi-class problems, the *lack* of positive firing from classifiers (e.g., wings, wheels, clothes) provides crucial information.

Simultaneous perceptual layers of recognition: We have discussed the possibility of co-existence, within the structure of the classifier graph, of several classifiers per category, as part of a deep multi-category recognition system. The graph is able to recognize simultaneously many different classes and sub-classes, at different levels of abstractions, and use them as context for each other. Classes are defined w.r.t. each other, with multiple classifiers for a given class, each capturing a different individual learning experience, from various training epochs, at different stages of abstraction. The representation of a given class starts with simpler, context-independent classifiers and evolves by the addition of more complex classifiers



Figure 1. Drawing of a woman’s face. Each pixel of the drawing belongs to many categories at the same time. For example, a pixel *on the pupil*, sits also *on an eye*, *a face*, and *a person*. Each category is *seen* by different classifiers, some specialized for the same class. Underneath the holistic visual experience of *seeing a woman’s face*, many classifiers at many levels of abstraction are simultaneously combined together to form a contextual environment for each others recognition.

that establish interactions to other classifiers for objects and the scene, to eventually form spatiotemporal stories; see Section 6 for a discussion on learning spatiotemporal categories from video.

In this section we want to pay a closer attention to the issue of simultaneous category recognition at different interpretation levels. Let us consider the woman’s face in Figure 1 and try to play a brief mind experiment. Imagine looking at point on the pupil of the left eye of the woman’s face. What type of pixel is it? Is it a pupil pixel, an eye pixel, a face pixel or a woman’s pixel? We should soon realize that the pixel belongs to all these categories at the same time, and many more. It simultaneously sits on a pupil, an eye, a face, and a person. Since the face image is made of pixels, all of them have to play different roles at the same time, for a *full human-like understanding* of the image. Also note that the pixel in question could be classified by many eye classifiers simultaneously, starting from a low-res, generic eye, to a more refined classifier that takes in consideration more fine features of the eye. At the very top level we could have classifiers that consider the fine geometrical alignments to other parts of the face and be sensitive to symmetry, harmony and a general sense of beauty.

2.3 Learning the classifier graph

As discussed before, the output at any node in the graph could, in combination with other outputs constitute evidence for the presence of another class. We will use the existing classifiers at nodes in the graph as potential features, along the initial

pool of visual input features, for learning new nodes. The idea of re-using the previously learned classifiers as potential new input features is also related to the recent work on learning annotations from large datasets of weakly tagged videos [28], where Aradhye et al. learned annotations in stages, with each stage retaining only the most confident annotations. Employing classifier scores from previous stages as features in the current stage enabled the system to more accurately learn annotations through this form of composition, even in the presence of label noise.

We model the classifiers at nodes with linear models, such as logistic regression, or linear Support Vector Machines (SVM). The graph is learned node by node: for every graph update we automatically select the relevant features (which could be previously learned nodes), using boosting and fit a logistic linear classifier (or linear SVM). Once the features are selected, learning is easy. There are two difficult aspects: how to sample and organize the training set in order to learn multiclass models and increasingly more sophisticated classifiers for each concept, and how to choose the relevant features from the pool of initial features and previously learned classifiers. We employ unsupervised clustering and boosting strategies in order to handle these issues, as discussed below.

3. Algorithmic Formulation

The important elements in creating and growing the classifier graph are: 1) the first features considered (the initial feature pool) when we start learning the graph; 2) the inference method used for classification, given a certain classifier graph; 3) learning the graph: how to choose the positive and negative training examples for each epoch, how to select the relevant features from the pool and how to learn a new node.

3.1 Initial Feature Types

The initial features are the *atomic* classifiers that are not explained by previously trained input nodes. They represent the first level in our hierarchical (directed graphical) structure, most of them being rooted in the raw input from sensors. Among the first input features, we also consider previously trained classifiers, feature detectors and auto-encoders on various, potentially related classes. In order to comprehensively capture different visual aspects of objects, we need to look at various sources of information, such as shape, color, texture, occlusion regions and boundaries, foreground/background segmentation cues. Each dimension captures a different view of the data: the list of potential features should be comprehensive, redundant and discriminative. Current work on deep nets spends significant computation on learning features (sometimes referred to as basis functions or explanatory factors [17]), directly from pixels. The motivation behind learning directly from raw input is that hand-crafted features are not optimal. One advantage of current neural networks systems comes from their ability to learn specialized features at the cost of expensive computation and very large quantities

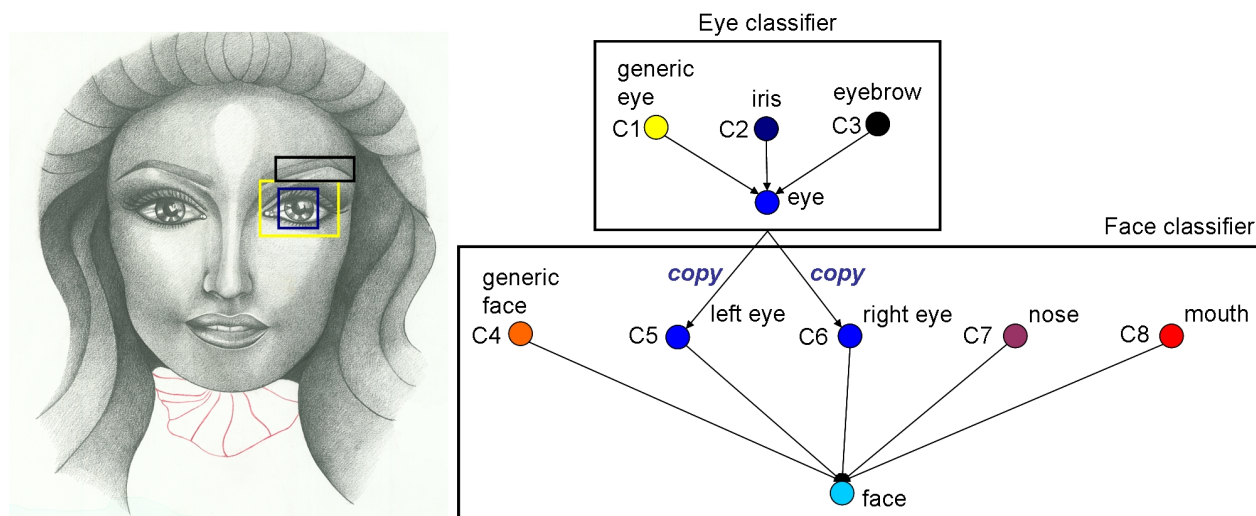


Figure 2. Schematic description of a recursive, hierarchical face classifier. The initial node classifiers use the initial features types (e.g., HoG descriptors) and linear logistic regression. Once new classifiers (nodes) are learned, many random copies of them at different locations, scales and with different search areas (*region of presence*) are added to the pool of potential features. In this manner, input features could achieve recursively any level of abstraction. With each learning iteration a set of potentially more powerful and specific features are picked automatically using boosting and a one-layer classifier is learned. The process is repeated in this manner leading to a recursive structure, which could potentially handle any number of classes with links both bottom-up and top-down between different levels of interpretation and abstraction. The explicit labels used in this example (eye, nose, mouth, face) are given for clarity of presentation. In reality, intermediate classes or sub-classes (e.g., facelets) could be discovered and learned automatically. In this example: an eye classifier is first learned. Copies of it are added to the pool, at different locations, scales and with different search areas (regions of presence). When a face classifier is learned, the eye classifier with a given location, scale and search area, could be picked automatically and added to the graph, together with its own parent nodes (generic eye, iris and eyebrow) and their relative location and search area relative to their child, the *whole eye* classifier.

of training data. Interesting examples of learned features, besides the common-looking edges, corners or Gabor-like filters, include neural units that encode spatial transformations [29]. Such learned features are harder to guess or design manually.

Different from the common trend of exclusively learning from data, we argue for a more hybrid approach. Nodes in a classifier graph may employ both engineered and learned features. More importantly, once learned, features should be saved and re-used in future classification tasks, instead of having to learn them from scratch for each task. Classifier graphs can thus leverage learned feature detectors, such as auto-encoders [1, 27], from previous classification tasks, designed features, such as SIFT [11], Shape-Context [30] and HoG [31], which have proved themselves in a wide range of computer vision problems and applications, as well as learning completely new features. Utilizing engineered features may reduce the depth in deep, hierarchical learning, reduce both training time and training data size, re-use prior knowledge and improve generalization. Bootstrapping early nodes in the classifier graph with a simple HoG descriptor combined with a linear classifier may eliminate the need to learn an equivalent relatively large three-layer network that operates directly on

pixels without precluding the opportunity of learning features during later stages. Thus, classifier graphs reject the false dichotomy between employing traditional engineered features or learning features from scratch in a deep architecture.

In our system, we consider, among others, some of the most successful visual features in recognition today: SIFT [11] (individual object matching), Haar wavelets-like features [3] (face detection), HoG [31] (pedestrian detection and general object category recognition) and the similarity transformation neural units learned in [1]. We also propose local histograms over several cells of color hue values (good for natural categories), similar local histograms of Gabor filter responses (to encode texture and material properties), and foreground/background segmentation cues (to capture the object's silhouette).

We extend the idea of selecting from a large pool of Haar-like features computed at many different scales and locations (w.r.t. a reference box) [3] and include in our feature pool many other classifiers and feature types, at different relative scales and locations. We augment each classifier with a *region of presence* or search area, similar to max pooling in convolutional nets: the output returned by the feature detector

is its maximum response over the search area. We maintain a large pool of such features that is grown together with the graph. Once learned, each new unit node is copied many times with randomly varied scale, location and search area and added to the feature pool for later use. This pool is effectively our overall graph, as it contains many copies of all the subgraphs learned on the way, in a recursive manner together with their edges. Intriguingly, the generation of copies with randomly varied location, scale and region of presence parameters relates to the *reproduction and mutation phases* in genetic programming [32], a relatively distant subfield of artificial intelligence, where the space of computer programs is explored using Darwinian-inspired operators, such as *reproduction*, *mutation* and *cross-over*, that manipulate blocks of code. In our case, *cross-over* would correspond to combining sub-graphs of two separate classifier nodes — even though we did not discuss the case of creating new features by random recombination, we do not exclude this interesting possibility for enlarging our pool of features. Moreover, many genetic programming approaches represent programs as graph-structures, which reveals another similarity to our approach in which classifiers are represented by graphs and sub-graphs.

The classifiers' copies are only pointers to the original classifiers, plus the transformation parameters (location, scale and search area). We refer to the copies as *feature-nodes*, while the original learned node is termed the *concept-node*, and contains the actual classifier, input links and their weights. The classifier graph structure is deeply recursive: each concept-node is a class detector on its own, which calls, through its input parent nodes their own concept-nodes. The recursive calls continue until the first-stage classifiers are reached.

3.2 Classification by Deep Detection

Each feature-node i has an associated classifier C_i (a pointer to the concept-node C_i), a center location p_i relative to its child node, a dedicated region (scale) S_i (such as a rectangle of a certain size, for a box classifier), and a search area $A_i(p_i)$ (or region of presence) relative to its center location p_i . As in classical max pooling, the classifier C_i is applied at every position inside $A_i(p_i)$ and the maximum output is returned. A concept-node is a new node learned, with no relative scale (its scale is the whole bounding box given), and no search area (its output is considered in the middle of the bounding-box). Concept-nodes are always child nodes and all child nodes are effectively concept-nodes (see Figure 5). After they are created, they are copied (as feature-nodes) and added to the feature pool for later selection to become parent nodes. When the node (a feature-node from the pool) has a relatively strong geometric relationship with its child (e.g. the right eye relative to the face's center), its area $A_i(p_i)$ of search will be small. At the other end of the spectrum, when the node i represents a completely different, location independent object that might be anywhere in the scene, $A_i(p_i)$ might cover the entire image (e.g., *Is there a mechanic somewhere inside the car service*

shop?). The maximum classifier output, found at each node i , is then passed to its children (the nodes that need it as input). This results in a recursive algorithm for deep detection and classification (see Algorithm 1).

Algorithm 1 Deep Detection: $out = DeepDetection(N_i)$

Goal: detect object from the level of node N_i .
 Input: current node $N_i = \{C_i, p_i, S_i, A_i\}$.
 $P \leftarrow$ parents of node N_i .
for all locations $p \in A_i(p_i)$ **do**
 if P is empty **then**
 $\mathbf{x} \leftarrow$ feature vector at p for classifier C_i .
 end if
 if P is not empty **then**
 for all parent nodes $N_j \in P$ **do**
 Set location of N_j relative to child: $p_j \leftarrow p_j(p)$.
 Set response at p_j : $\mathbf{x}(j) = DeepDetection(N_j)$.
 end for
 end if
 Set node response at p : $r(p) = C_i(\mathbf{x})$.
end for
 Max pooling over area $A_i(p_i)$: $out = \max_{p \in A_i(p_i)} r(p)$.
return out

We start from a given child node N_{child} by calling the $DeepDetection(N_{child})$ routine. In turn, node N_{child} applies the detection procedure at each of its parents nodes. Then, they recursively call the same local detection function at every location inside their search area, also for all their parents and return the maximum output. Their parents will do the same, until the first ancestor classifier nodes are reached (the ones rooted only in the initial features). To avoid redundant processing on overlapping max pooling areas, an efficient implementation of the recursion should take advantage of dynamic programming, caching and memoization by moving bottom up in the hierarchy and saving the intermediate results for each search area along the way. First, for a given child node, we can immediately find the union of all locations, scales and search areas for all initial features and concept-nodes that will be called during the recursive call. Starting from the bottom-up, with the initial features first, each classifier will be called after the concept-nodes of its parents have returned an output for all locations and scales. We can guarantee a single call per location and scale for a given concept-node. The algorithm is also adaptable to parallel implementations, as independent classifiers, for which all parents have finished, can be applied simultaneously.

Searching for the maximum output over a certain area is similar to a scanning window strategy for detecting a single best *seen* object in that particular region. As mentioned above, the search area is found relative to each of the node's children (in the DAG): when a node has several children, its absolute location will be different for each of them. The recursive max pooling approach results in a hierarchical, deep detection system, also related to the deep quasi-dense matching strategy

in the recent work on large displacement optical flow [33]. The hierarchical classification approach follows a part-based model, which could be arbitrarily deep and complex when combined with the large pool of features and classifiers. It is also suitable for detection with contextual information, and, as mentioned before, it is meant to handle several classifiers for the same class (see Figure 3).

4. Learning the Graph and the Pool of Features

For learning the graph there are two non-trivial aspects: feature selection and choosing the appropriate training examples for each training epoch. For feature selection we propose a novel scheme, weakly related to [3], that combines the supervised Adaboost re-weighting of samples with natural, unsupervised clustering. During each epoch we use a certain organization of the positive training data into several, potentially overlapping, clusters. The negative training samples, which could contain any class different from the positive label, are not clustered. Then, at each iteration, after testing the newly added feature detector, we apply standard Adaboost re-weighting of the training samples. The next detector selected from the feature pool is the one with best performance on separating the cluster with maximum sum of sample weights from the negative class. In this manner, we take advantage of Adaboost supervised weighting to minimize the overall ensemble exponential loss on all training samples, but we use the natural unsupervised clustering of the positively labeled data to select diverse feature detectors specialized for different views of the positive training set. Interestingly enough, we have observed such a fruitful collaboration between unsupervised clustering of the data and supervised or semi-supervised training on two seemingly unrelated problems, that of graph matching [34] and learning for graph matching [35]. One important aspect here is the method(s) chosen for clustering and the distance function used by the clustering algorithm.

Clustering the training data samples Clustering of the training data could take advantage of both *natural clustering* in the data (for example, using k-means on different types of initial features and image descriptors, e.g., HoG) or/and spatial and temporal coherence (by collecting training samples from video sequences). Note that clusters need not be disjoint, as we choose different features and parameters for clustering, we could end up having many clusters with overlapping elements. Since the clusters need not be disjoint, we propose to perform several rounds of clustering using different algorithms [36] (e.g., hierarchical clustering, K-means clustering), different descriptors of the data samples (e.g., descriptors computed at different sub-windows of the training samples, using different types of information, such as gradients, color, word counts, subspace and frequency analysis, just to name a few) and different distance functions, which could range from simple Euclidean distance in feature space, to more sophisticated distances computed from feature match-

ing, such as the pyramid match kernel [37], spatial pyramid kernel [10] or matching with geometric constraints [11, 38]. We could keep as final clusters the ones with high quality, estimated with both internal measures, such as the Dunn index (which finds dense, well separated clusters) and external ones, such as cluster *purity*. If negative samples are also considered for clustering, cluster *purity*, in our case, would measure the percentage of positive samples in a cluster with a positive majority.

We also expect that the spatial and temporal coherence and natural geometric and appearance transformations, which naturally take place in video sequences, will constitute a rich source of training data and a solid basis for clustering. Moreover, the user provided keywords on most freely available videos on the internet, represent weak labels that could be effectively used for grouping together videos with common labels. Such a strategy had been successfully applied to automated video annotation on the very large video corpora from YouTube [28]. We will come back to discuss the possibility of learning from video and representing spatiotemporal concepts in Section 6.

Our approach has several advantages:

1. At each iteration, we push the next classifier to be as different as possible from the rest of the ensemble by choosing the farthest positive cluster (in the expected error sense). This maintains classifier diversity even in our case, when new features/classifiers are not weak. It is known that Adaboost typically does not handle well ensembles of strong classifiers, due to lack of classifier diversity — strong classifiers are too good by themselves and the different soft weighting of each sample does not help much [39].
2. By training over natural dense clusters we consider only representative samples and avoid over-fitting the mislabeled or noisy data points.

The overview of how we select and train new feature detectors is presented in Algorithm 2 (Figures 4 and 5):

First, we divide our overall training time into several epochs. During each epoch we apply Algorithm 2. Each epoch learns from a different training set, based on a particular clustering of the training samples (e.g., during each epoch we could use a specific subset of the clusters). Regarding the training sets of each epoch, we have several possibilities: 1) for each epoch we use a different subset of the positive clusters, thus obtaining a different *view* of the same class, or 2) after each epoch, we could change the label of the positive class, when in the multi-class setting.

During each epoch we limit the number of nodes to be selected with Clusterboost at K ; we stop early, even if classification on training set is not perfect. That will keep the graph sparse, avoid overfitting and add a novel node to the pool of features relatively soon. Note that sparse networks tend to generalize better [17], an idea on which the recent successful Dropout training is partly based [40].

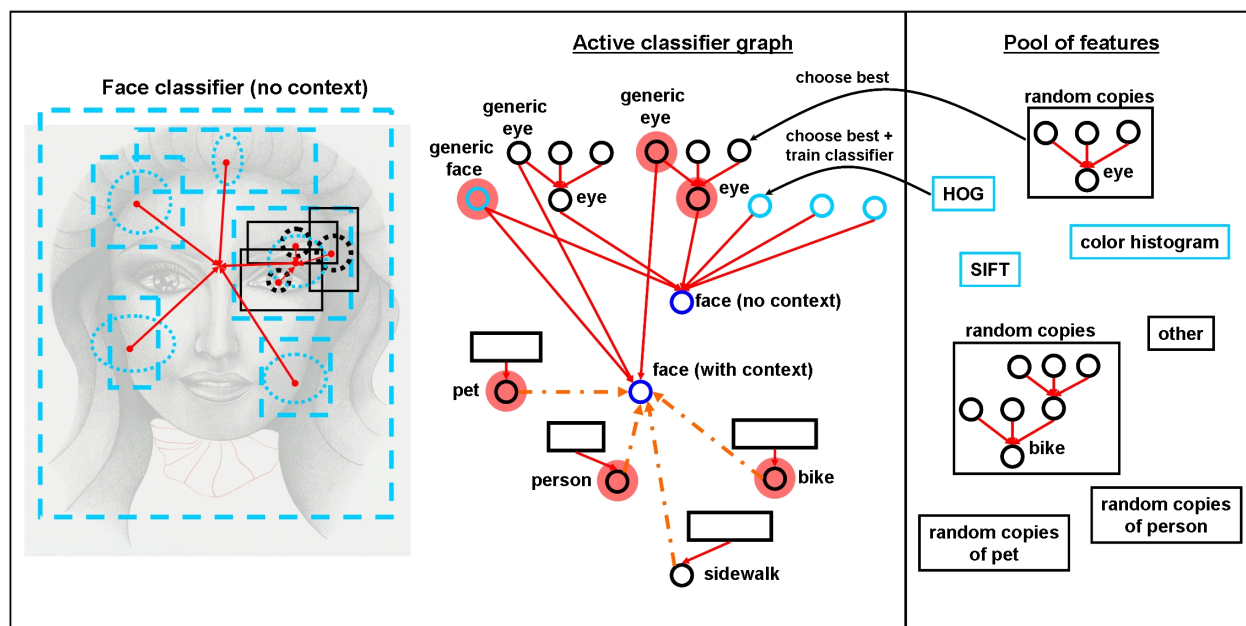


Figure 3. Left: face with a superimposed context-independent part-based classifier. A separate classifier for the left eye is chosen as an input feature for the next level face classifier. Middle: an active classifier graph with different hierarchical levels. Red solid arrows indicate bottom-up relationships, while orange dashed-dotted arrows show top-down or lateral relationships. Classifiers in black are subgraphs selected as input features from the pool of features (right column). Light blue circles indicate classifiers learned on initial basic feature types (e.g., HoG, SIFT, other existing feature detectors). Semi-transparent red circles indicate local search areas of individual classifiers. Each area is relative to the child node. Right column: pool of candidate input features that can contain both basic visual features as well as simple or complex learned classifiers and their full classifier subgraphs.

Algorithm 2 Learning with Clusterboost

F : current pool of features/classifiers

Set the observation weights $w_i = \frac{1}{N}, i = 1, 2, \dots, N$.

Initialize clusters of positive samples $C_j, j = 1, 2, \dots, N_C$.

for all $k = 1, 2, \dots, K$ **do**

1) find C^* of positive samples, with maximum sum of weights $C^* = \operatorname{argmax}_C \sum_{i \in C} w_i$.

2) find best classifier $F_k(x)$ using a feature from F , that separates C^* from negative data, with current weights.

3) let err_k be weighted error of $F_k(x)$, according to w'_i , on all training samples.

4) set $\alpha_k = \log \frac{1 - \text{err}_k}{\text{err}_k}$.

5) set $w_i \leftarrow w_i \exp[\alpha_k I(y_i \neq F_k(x_i))]$ for all $i = 1, \dots, N$.

end for

Learn a linear logistic classifier H for the current node using the K outputs of F_k as input features.

Update feature pool F with many modified copies of H .

End of training epoch. Return H and updated F .

After selecting K nodes we re-learn a logistic regression classifier, one per epoch, to better fit the weights simultaneously (unlike Adaboost), and obtain a probabilistic output (last part of Algorithm 3). After each epoch the node classifier is copied, together with a pointer to its subgraph, at randomly varying locations p , scales S , and max pooling search areas A (regions of presence), all w.r.t. the reference bounding box. These many modified copies are added to the pool of features, so that at a later epoch we could use them as new input features. In this manner we can have arbitrarily complex classifiers as input feature candidates, which could lead to features of any level of abstraction and interpretation. Once a feature is selected, its subgraph (which is part of the feature) is automatically added to the graph. The subgraph addition is not expensive, as only pointers to the subgraph will be used in the copy of the feature. Also, before adding a new feature from the pool we first check to see whether it is already in the graph. If a very similar version is already there, we re-use the existing node, thus connecting nodes across many levels of abstraction. The overview of our overall classifier graph learning scheme is presented in Algorithm 3.

Evolving distance functions: The unsupervised clustering of the training samples strongly depends on the feature descriptors that play an important role in defining the distance

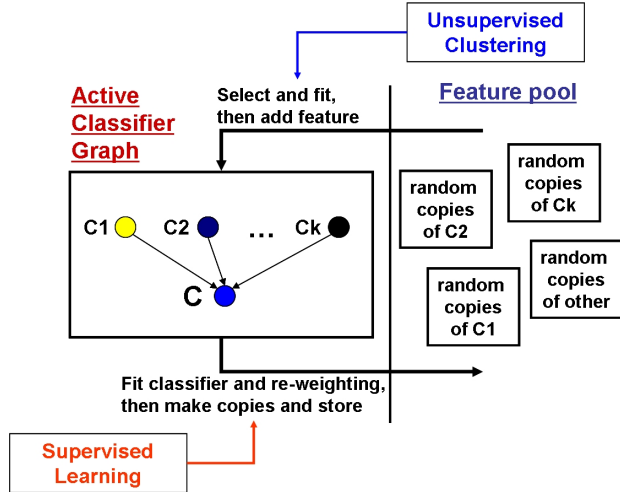


Figure 4. Clusterboost: we select optimal input feature-nodes from a large pool, guided by a classification error measure that combines unsupervised clustering with supervised weighting of the training samples. Features are selected and added sequentially. The final classifier weights are recomputed simultaneously with supervised learning. Many random copies of the classifier (the concept-node), at different relative locations, scales and with different max pooling areas are added to the feature pool, followed by improved re-clustering using evolved distance functions that consider the new features added. In this manner, Clusterboost can be repeated, epoch by epoch, and a large, complex classifier graph can be learned.

or similarity functions between training examples. So far we have considered only the initial, manually designed feature types for building the descriptors used for clustering. As we learn new and more powerful features we could expect to improve our ability to perform unsupervised learning before starting a new supervised training epoch (Figure 4). We propose to study ways to use the classifiers learned along the way in order to better organize the training data between training epochs. The outputs of the current classifiers could be used to form updated descriptors of the training images. More precisely, each image i could have a descriptor vector \mathbf{d}_i , such that $\mathbf{d}_i(k)$ could be the output of classifier k run on the image i . Thus, each new classifier in the feature pool adds a new element to the descriptor of each image. The similarity between any two images will be a function of these descriptors and evolve from one training epoch to the next. Consequently the unsupervised clustering will also change. This approach could provide a natural inter-play between supervised and unsupervised learning, both co-evolving through many stages of training. One possible similarity function could consider the ratio of the number of co-occurring positive outputs (size of the intersection: $\mathbf{d}_i \wedge \mathbf{d}_j$) to the total number of positive outputs (size of union: $\mathbf{d}_i \vee \mathbf{d}_j$).

Algorithm 3 Classifier Graph Learning

Initialize the feature pool F_0 .
Time starts: $t \leftarrow 0$.
repeat
 1) A new learning epoch starts (Algorithm 3).
 2) Select node: train a new classifier node H by Clusterboost with current pool of features F_t .
 3) Update graph: add H and its subgraph G_H to G .
 4) Make random copies: generate new features F_{new} of the form $\{H, p_t, S_t, A_t\}$ by sampling from (p, S, A) .
 5) Update feature pool $F_{t+1} \leftarrow F_t \cup F_{new}$.
 6) Select a new training set.
 7) $t \leftarrow t + 1$. Go back to step 1.
until Stopping criterion is met.
return Graph G and feature pool F .

4.1 Human in the Loop

The organization of the training samples could be also performed manually. We sketch here a high-level, general strategy for possible manual organization of the training data. Classes and sequences initially given should be simpler: learning basic shapes, centered, size-normalized, with fewer colors and less cluttered backgrounds. Then, more complex scenarios should follow: deformations, illumination changes, more difficult classes, but still relatively simple. If possible, we should focus on categories that are sub-parts of the final classes we want to learn, with a very consistent and related context. Once we have the graph and the feature pool initialized with detectors for basic categories and a relatively deep structure, the sequences of more difficult and higher-level classes should come in. We could first think of a specific, more limited world, and gradually expand it. For generating different views, besides the unsupervised clustering approach, one based on spatial and temporal coherence could also be useful (e.g., images for one view could be from frames of the same video sequence).

While cropped images are ideal for learning bottom-up relationships, top-down relationships that go from the level of the scene, or nearby objects, to the level of object/category of interest need information from surrounding regions, which do not contain the object. Thus, if such contextual top-down or lateral relationships are desired, the training images should contain both the object of interest inside its given ground truth bounding box/region (e.g., the eye) as well as surrounding related areas and objects (e.g., the face, the neck, human body, other people, the whole scene etc.). The information given for each training image could be of similar format as in the PASCAL Challenge [41], with the ground truth bounding boxes for all objects and categories present in the image.

5. Implementation Details

How large is the classifier graph, how many nodes can we expect it to have? How many edges? What is the compu-

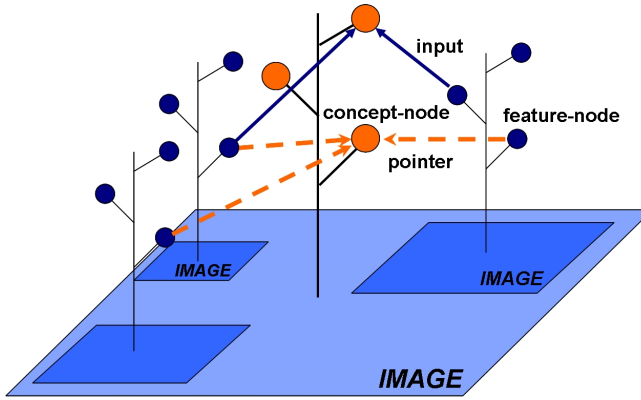


Figure 5. Each new node learned is a child node, or a concept node (in orange here): it operates over the entire image (bounding box), thus it has no search area, its location is the image center and its relative scale is 1. After it is learned it is copied many times at various locations, scales and with different search areas and added to the pool of features, as potential future parent node (here in dark blue) — these are the feature nodes as they link through pointers to the original classifier that they represent. A careful inspection of the figure reveals the recursive nature of classification in our graph: each parent node operates at a certain scale, or bounding box (here in dark blue), which is effectively its input image — it calls its classifier through a pointer and passes to it its image. From the child’s point of view the image is “the whole image” and, in turn, the child (orange circle here) calls its parents, which again, call their orange classifier (through the pointer), and so on. The process repeats itself until orange circles with no parents are reached — the ones which function directly over the image input through the initial feature types. We speculate that transitions from children to parents and change in focus of attention from feature nodes to parents and concept nodes (through pointers) may be consistent with how saccades operate in the human visual system. The feature-nodes are activated through the peripheral vision and memory system, while the orange concept nodes are activated through the attentional system.

tational cost to perform inference once we have the graph constructed? In order to provide approximate answers, we first need to clarify other technical details, such as: how many copies of a concept-node do we need to make? Isn’t this number prohibitively large, given that we want to randomly sample locations, scales and search areas? What does it mean to make a copy? Given that each node is an arbitrarily complex graph, can we afford to copy it many times?

Let us start with Figure 7 and try to estimate how many copies of a node (subgraph) should we expect to make in order to cover sufficiently dense the scale, location and search area parameters’ space. We do not expect the potential locations p of objects in an image to require very dense sampling. For

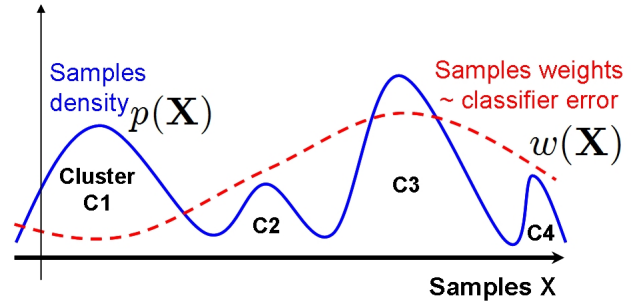


Figure 6. Blue plot: natural density of the data points in some feature space. This natural generative probability is discovered by unsupervised clustering. The clusters are expected to be correlated with the classification error, as points from the same cluster are similar to each other and are expected to receive similar labels from the classification algorithm. Since supervised learning should take in consideration the natural clustering of the data, we propose a modified, more robust version of Adaboost, which trains its weak classifiers on individual clusters. These clusters are prioritized based on sample weights, which are correlated with the exponential loss for Adaboost.

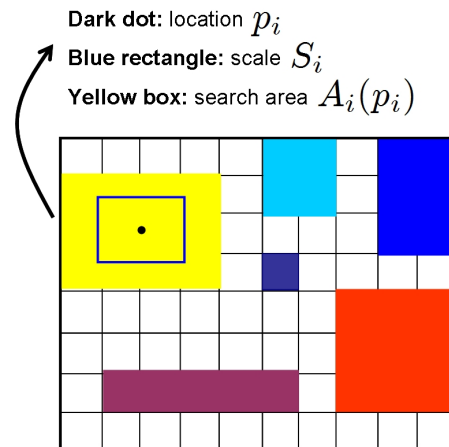


Figure 7. Sampling over locations, scales and search areas cover the space uniformly. Colored rectangles represent possible search areas for a given feature (feature-node) in the pool of features. We argue that the granularity of sampling does not need to be very dense and that local refinements, geometric transformations and fitting could fill the gaps in the continuum if needed.

example, human peripheral vision has a very low resolution, so we do not expect us to be able to perfectly localize an object in the image at the periphery without bringing the object into focus and performing extra fine-tuned localization and geometric fitting, which could interpolate between discrete

locations, scales, and local changes in poses and viewpoint. We consider that about 100 locations would be a good rough estimate of a sufficient number of locations.

For each location and scale we estimate, on average, about 100 different search areas. Of course that the actual number of locations, scales and search areas should also depend on the actual category and could be increased or reduced after some initial training. Buildings, for example, are large objects in most images, they are expected to be found over a limited range of scales and locations. Birds on the other hand are usually small and could *a priori* be anywhere in the image. It would be safe to consider about 5 different scales on average, so that we end up with a rough estimate of maximum 5×10^4 copies (feature-nodes) per classifier type.

As mentioned before, we do not need to store an actual copy of the original child node and its subgraph (which could be as large as the whole graph), but only a pointer to it: each of the 5×10^4 copies (or feature-nodes) would need only a few bytes (up to kilobytes) of information to encode the pointer to the classifier type (the concept-node), the location, scale and search area (indexed in a finite set of possible search areas). If we allow about 10^4 possible visual concepts and an average of 10 different views (classifiers) per concept, we end up with 10^5 different visual classifier types (also referred to as child nodes, or concept-nodes), for a total of about 5×10^9 (five billion) feature-nodes (feature detectors) in the pool of features. For the 10^5 classifier types (known as child nodes or concept-nodes), we have to store maximum K input nodes (as edges/pointers) and the weights on their incoming edges. Our initial estimate of the storage required by the whole system would range between hundreds of gigabytes to a few terabytes of data.

6. Understanding video: a spatiotemporal classifier graph

An important extension of the proposed classifier graph would be in the realm of video sequences, for learning and recognition of spatiotemporal concepts, such as human actions and activities, human-object interactions, and generally, events that involve objects that act and interact over time. Our classifier graph could be immediately extended to spatiotemporal classes, if we see it as an *Always On* intelligent vision system, which learns not only appearance-based classifiers with geometric relationships, but also events that take place over time. The motivation and intuition discussed in the introductory sections apply in spatiotemporal domain as well. Scenes, objects and parts could be statistically related not only through spatial relationships, but also through temporal ones. A category could appear (or take place, if it is an event) within a certain time period relative to another one, during an event of a certain type. The time period, which relates the parent category to the child, is the time domain equivalent of the search area, or region of presence, discussed in the spatial realm of images. Most ideas presented in the previous sections on images, such as multiple classes for a single category,

the overall multi-class recognition system, learning and classification, immediately transfer in the spatiotemporal domain. The main ideas behind the classifier graph, as also described in the introduction, are not limited to a single moment in time.

Let us look at the following example. Imagine the category: *eating a self-prepared omelette*. This is a special case of *eating an omelette*, it might be one of the many classifiers dedicated to the concept of *eating an omelette*, which could take advantage of temporal context from the immediate past, when the person who eats, had been involved in *preparing the omelette* - an event that could have its own dedicated classifier. The relationships between the two classifiers, related to eating and preparing, are temporally ordered: preparing the food must happen before eating it. For preparing the food, certain events should happen in a specific order: gathering the necessary ingredients (e.g., eggs, salt, milk, oil) should be followed by cracking the eggs into a bowl, beating them, adding a little bit of salt and pepper, then cooking on a pan. Certain events and objects appear in a certain temporal order and at certain relative spatial positions, while others are less rigidly linked in space and time. For example, while frying should definitely take place after cracking the eggs, adding salt could, in principle, happen at any time. Exact relative time differences and spatial dependencies might not be needed for classification, in the same way the region of presence discussed before could vary from very large to a single point. Some events or objects are temporally related only by a weak co-occurrence (e.g., salt may be added at any time during cooking a certain meal), while others are strictly ordered in time at precise relative temporal locations (e.g., boiled eggs are ready after three minutes of boiling). Many people make their omelettes in different ways: some use butter for frying, others use oil; some add vegetables or meats, others prefer only salt. The styles of cooking, and the manner in which the cook performs the act of cooking will differ from person to person. Many different classifiers might be learned for the same task of preparing an omelette, depending on the individual experience and cultural context.

The classifier graph is a recursive network of classifiers that form a deep graph structure. This visual system could be always on, reminding of the classical recurrent neural networks models [42]. Some nodes could be triggered by previous events and maintained on for a short period of time, while others could pay attention to present input. Once a spatiotemporal volume is presented to a working classifier graph, memory and attention could function together in order to perform spatiotemporal scans and recursive recognition, by adding a third, temporal dimension to the system presented before. A related model, the hierarchical temporal memory system [43], also considers temporal windows of classifier co-occurrence for establishing relationships between discovering and recognizing spatiotemporal patterns. It would be interested to study the connections between the two models, in order to better understand how our proposed classifier graph could handle the tasks and kinds of input preferred by the

hierarchical temporal memory system.

7. Main Contributions

The main contributions of our classifier graph are:

1. We generalize the hierarchical structure of most successful methods today, by allowing directed edges between classes at every level in the abstraction hierarchy, effectively transforming the structure into a directed graph of classifiers. This permits a relatively simple and natural way to include contextual information, which has proved to be a strong cue for visual recognition [4, 20, 44, 45].
2. The ability to reuse resources that could be potentially useful, by maintaining a large pool of many modified copies of old classifiers as potential input features to new classifiers. This could lead to good generalization. The graph, through various learning epochs, could end up learning from many different datasets, thus collecting a varied pool of powerful features. They form a library of classes, contexts and subparts, which are relevant to each other and to the given classification task. We could also envision a way to *forget*: remove from the pool less useful features that do not get picked.
3. Simple and effective learning at each iteration through linear logistic regression. This approach relates to recent findings in neuroscience, which show that the hippocampus (the one responsible for learning new things) learns in a similar fashion, one sequence of patterns at a time [46, 47]. It also relates to efficient Deep Learning methods that either update the neural network one linear layer at a time [1] or make learning more efficient by introducing rectified linear units — resulting in a piecewise linear model [48].
4. Our approach is general, uniform and recursive (the same procedure is applied for any classification task, at each iteration), also in sync with findings that reveal the surprising uniformity of neural learning and development rules in neuroscience [49, 50]. We offer the possibility of growing with simple and efficient rules an arbitrarily complex, multi-classification system.

Acknowledgments

The authors thank artist Cristina Lazar for “Her Eyes” — the original drawing of the face in Figures 1, 2 and 3, which has been reproduced here with the artist’s permission. The authors also thank Shumeet Baluja and Jay Yagnik for interesting discussions and valuable feedback on these ideas. M. Leordeanu was supported by CNCS-UEFISCDI, under PNII PCE-2012-4-0581.

References

- [1] G.E. Hinton, S. Osindero, and T. Yee-Whye. A fast learning algorithm for deep belief nets. *Neural Computation*, 18(7), 2006. 1, 4, 6, 13
- [2] G.E. Hinton. A practical guide to training restricted Boltzmann machines. *Momentum*, 9(1), 2010. 1
- [3] P. Viola and M.J. Jones. Robust real-time face detection. *IJCV*, 57(2), 2004. 1, 6, 8
- [4] P.F. Felzenszwalb, R.B. Girshick, D. McAllester, and D. Ramanan. Object detection with discriminatively trained part-based models. *PAMI*, 32(9), 2010. 1, 13
- [5] A. Quattoni, S. Wang, L.P. Morency, M. Collins, and T. Darrell. Hidden conditional random fields. *PAMI*, 10(29), 2007. 1
- [6] F. V. Jensen and T. D. Nielsen. *Bayesian networks and decision graphs*. Springer, 2007. 1
- [7] S. Fine, Y. Singer, and N. Tishby. The hierarchical hidden Markov model: Analysis and applications. *Machine Learning*, 32(1), 1998. 1
- [8] M. Leordeanu, M. Hebert, and Rahul Sukthankar. Beyond local appearance: Category recognition from pairwise interactions of simple features. In *CVPR*, 2007. 1
- [9] D. Conte, P. Foggia, C. Sansone, and M. Vento. Thirty years of graph matching in pattern recognition. *IJPRAI*, 18(3), 2004. 1
- [10] S. Lazebnik, C. Schmid, and J. Ponce. Beyond bags of features: Spatial pyramid matching for recognizing natural scene categories. In *CVPR*, 2006. 1, 8
- [11] David Lowe. Distinctive image features from scale-invariant keypoints. *IJCV*, 60(4), 2004. 1, 6, 8
- [12] G.E. Hinton, A. Krizhevsky, and S.D. Wang. Transforming auto-encoders. In *ICANN*, 2011. 1
- [13] C. Rosenberg. Improving photo search: A step across the semantic gap, June 2013. Google Research Blog <http://googleresearch.blogspot.com/2013/06/improving-photo-search-step-across.html>. 1
- [14] E. Wang. Deep learning for image understanding in Bing, November 2013. Bing blogs http://www.bing.com/blogs/site_blogs/b/searchquality/archive/2013/11/22/deep-learning-for-image-understanding-in-bing.aspx. 1
- [15] D. Hernandez. “Chinese Google” unveils visual search engine powered by fake brains, June 2013. *Wired* <http://www.wired.com/wiredenterprise/2013/06/baidu-virtual-search/>. 1
- [16] G. Hinton, L. Deng, D. Yu, G. Dahl, A.R. Mohamed, N. Jaitly, A. Senior, V. Vanhoucke, P. Nguyen, T. Sainath, and B. Kingsbury. Deep neural networks for acoustic modeling in speech recognition — the shared views of four research groups. *IEEE Signal Processing Magazine*, November 2012. 1

- [17] Y. Bengio, A. C. Courville, and P. Vincent. Unsupervised feature learning and deep learning: A review and new perspectives. *PAMI*, 2013. 2, 5, 8
- [18] S. Fahlman and C. Lebiere. The Cascade Correlation learning article. Technical Report CMU-CS-90-100, Carnegie Mellon, 1990. 2
- [19] A. Oliva and A. Torralba. Modeling the shape of the scene: A holistic representation of the spatial envelope. *IJCV*, 42(3), 2001. 3
- [20] Z. Tu and X. Bai. Auto-context and its application to high-level vision tasks and 3d brain image segmentation. *PAMI*, 32(10), 2010. 3, 13
- [21] A. Krizhevsky, I. Sutskever, and G.E. Hinton. Imagenet classification with deep convolutional neural networks. In *NIPS*, 2011. 3
- [22] I. J. Goodfellow, D. Warde-Farley, M. Mirza, A. Courville, and Y. Bengio. Maxout networks. In *ICML*, 2013. 3
- [23] Roger C Schank and Robert P Abelson. Knowledge and memory: The real story. *Knowledge and memory: The real story. Advances in social cognition*, 8, 1995. 4
- [24] F. Michael Connelly and D. Jean Clandinin. Stories of experience and narrative inquiry. *Educational researcher*, 19(5), 1990. 4
- [25] Kate Pahl and Jennifer Rowsell. *Artifactual literacies: Every object tells a story*. Teachers College Press New York, 2010. 4
- [26] M. J. Farah. *Visual agnosia*. MIT press, 2004. 4
- [27] S. Rifai, P. Vincent, X. Muller, X. Glorot, and Y. Bengio. Contractive auto-encoders: Explicit invariance during feature extraction. In *ICML*, 2011. 4, 6
- [28] H. Aradhye, G. Toderici, and J. Yagnik. Video2text: Learning to annotate video content. In *International Conference on Data Mining Workshops*, 2009. 5, 8
- [29] R. Memisevic and G. E. Hinton. Learning to represent spatial transformations with factored higher-order boltzmann machines. *Neural Computation*, 22(6), 2010. 6
- [30] S. Belongie, J. Malik, and J. Puzicha. Shape context: A new descriptor for shape matching and object recognition. In *NIPS*, 2000. 6
- [31] N. Dalal and B Triggs. Histogram of oriented gradients for human detection. In *CVPR*, 2005. 6
- [32] J. Koza, F. Bennett III, and O. Stiffelman. *Genetic programming as a Darwinian invention machine*. Springer, 1999. 7
- [33] P. Weinzaepfel, J. Revaud, Z. Harchaoui, and C. Schmid. DeepFlow: Large displacement optical flow with deep matching. In *ICCV*, 2013. 8
- [34] M. Leordeanu and M. Hebert. Smoothing-based optimization. In *CVPR*, 2008. 8
- [35] M. Leordeanu, R. Sukthankar, and M. Hebert. Unsupervised learning for graph matching. *IJCV*, 96(1), 2009. 8
- [36] Leonard Kaufman and Peter J Rousseeuw. *Finding groups in data: an introduction to cluster analysis*, volume 344. John Wiley & Sons, 2009. 8
- [37] Kristen Grauman and Trevor Darrell. The pyramid match kernel: Discriminative classification with sets of image features. In *ICCV*, 2005. 8
- [38] M. Leordeanu and M. Hebert. A spectral technique for correspondence problems using pairwise constraints. In *ICCV*, 2005. 8
- [39] X. Li, L. Wang, and E. Sung. Adaboost with svm-based component classifiers. engineering applications of artificial intelligence. *Engineering Applications of Artificial Intelligence*, 2008. 8
- [40] G.E. Hinton, N. Srivastava, A. Krizhevsky, I. Sutskever, and R. R. Salakhutdinov. Improving neural networks by preventing co-adaptation of feature detectors. *ArXiv preprint arXiv:1207.0580*, 2012. 8
- [41] M. Everingham, Luc Van Gool, C. KI Williams, J. Winn, and A. Zisserman. The pascal visual object classes (voc) challenge. *IJCV*, 88(2), 2010. 10
- [42] R. J. Williams and D. Zipser. A learning algorithm for continually running fully recurrent neural networks. *Neural computation*, 1(2), 1989. 12
- [43] D. George and J. Hawkins. A hierarchical bayesian model of invariant pattern recognition in the visual cortex. In *International Joint Conference on Neural Networks*, 2005. 12
- [44] Z. Song, Q. Chen, Z. Huang, Y. Hua, and S. Yan. Contextualizing object detection and classification. In *CVPR*, 2011. 13
- [45] Q. Chen, Z. Song, Y. Hua, Z. Huang, and S. Yan. Hierarchical matching with side information for image classification. In *CVPR*, 2012. 13
- [46] Ray Kurzweil. *How to create a mind: The secret of human thought revealed*. Penguin, 2012. 13
- [47] T.W. Berger, R.E. Hampson, D. Song, A. Goonawardena, V. Marmarelis, and S.A. Deadwyler. A cortical neural prosthesis for restoring and enhancing memory. *Journal of Neural Engineering*, 8(4), 2011. 13
- [48] V. Nair and G.E. Hinton. Rectified linear units improve restricted Boltzmann machines. In *ICML*, 2010. 13
- [49] G.M. Edelman and V.B. Mountcastle. *The mindful brain: Cortical organization and the group-selective theory of higher brain function*. MIT Press, 1978. 13
- [50] A.C. Koralek, X. Jin, J.D. Long II, R.M. Costa, and J.M. Carmena. Corticostriatal plasticity is necessary for learning intentional neuroprosthetic skills. *Nature*, 483(7389), 2012. 13