

# Minimal mechanisms for vegetation patterns in semiarid regions

Ricardo Martínez-García<sup>1</sup>, Justin M. Calabrese<sup>2</sup>, Emilio Hernández-García<sup>1</sup>, Cristóbal López<sup>1</sup>

<sup>1</sup>IFISC (CSIC-UIB), Instituto de Física Interdisciplinar y Sistemas Complejos, Campus Universitat de les Illes Balears, E-07122 Palma de Mallorca, Spain

<sup>2</sup> Conservation Ecology Center, Smithsonian Conservation Biology Institute, National Zoological Park

1500 Remount Road, Front Royal, VA 22630, USA

February 12, 2019

## Abstract

The minimal ecological requirements for formation of regular vegetation patterns in semiarid systems have been recently questioned. Against the general belief that a combination of facilitative and competitive interactions is necessary, recent theoretical studies suggest that, under broad conditions, nonlocal competition among plants alone may induce patterns. In this paper, we review results along this line, presenting a series of models that yield spatial patterns when finite-range competition is the only driving force. A preliminary derivation of this type of model from a more detailed one that considers water-biomass dynamics is also presented.

Keywords: Vegetation patterns, nonlocal interactions

## 1 Introduction

Vegetation in semiarid regions around the world can form striking, highly organized patterns. The study of such patterns has attracted considerable scientific interest mainly because it is thought that these structures may provide information about the physical and biological processes that generate them. However, the same strength of the modern approach to vegetation patterns, that is, its *universality*, supposes a great disadvantage in order to find out a relationship between patterns and processes, since many different of these may give rise to the same spatial structures. As a result, it is useful on the theoretical side to unveil the minimal set of biophysical mecha-

nisms under which typically-observed patterns may appear in water-limited systems. Most existing mathematical models of vegetation pattern formation assume an interplay between short-range facilitation and long-range competition. While it is clear that such a combination of mechanisms is likely responsible for patterns in some conditions—for example regular stripes on hillsides (Klausmeier, 1999)—whether or not both mechanisms must always be present for pattern formation is an open question. While competition for water is likely the key factor for semiarid systems, some studies (Rietkerk & van de Koppel, 2008; Martínez-García *et al.*, 2013b) have suggested that local facilitative interactions maybe unnecessary, or of only minor importance, for pattern formation. Following these ideas, the authors have recently introduced a model of vegetation density for water-limited regions where only competition among plants is considered (Martínez-García *et al.*, 2013a). Here the interaction enters by allowing the growth rate of a plant to diminish with the number of other individuals competing with it for resources (water). Despite the fact that facilitation is ignored, this non-local competition model produces the full spectrum of spatial patterns observed in models assuming both facilitation and competition are necessary.

In this paper we, extend the results of Martínez-García *et al.* (2013a) to address several open questions: 1) Do patterns depend on how competition enters in the dynamical equations? 2) What is the role of nonlinearities? 3) Can simple models featuring nonlocal compe-

tition be derived from more fundamental ones that consider the dynamics of plants and water sources? To answer these questions, we present a set of nonlocal models with only competitive interactions that enter in the equations either linearly or nonlinearly. In the latter case, we complement our previous work by also allowing nonlocal competition to enter in the death term. Patterns emerge in all these models, and in the same sequence observed in standard facilitative-competitive models. We also present preliminar results on how the nonlocal density equations can be derived from a more mechanistic dynamics that considers biomass and water interactions.

More in detail, the outline of the paper is as follows. In Section 2 we give an overview of previous nonlocal models and describe new ones: subsection 2.1 shows a review of standard kernel-based descriptions with facilitative and competitive interactions; in Subsection 2.2 we review the competition-only model introduced in Martínez-García *et al.* (2013a); then in Subsection 2.3 we study the model where the nonlocality enters in the death term; in Subsection 2.4 the model studied is of competition entering linearly in the equations. In Section 3 the derivation of density models from water-biomass dynamics is discussed, and in Sec. 4 we write down our conclusions and summary.

## 2 Spatially nonlocal models for the tree-density

Vegetation patterns arise from self-organization mechanisms due to dynamic interactions among plants and between these and their environmental conditions. The existing studies (Lejeune & Tlidi, 1999; Lefever & Lejeune, 1997; von Hardenberg *et al.*, 2001; Klausmeier, 1999; Rietkerk *et al.*, 2002; Barbier *et al.*, 2008; D’Odorico *et al.*, 2006a) consider two typical length scales to account for facilitative (short-range) and competitive (long-range) interactions. As mentioned, the need of these two types of mechanisms has been recently questioned in Martínez-García *et al.* (2013a) from a mathematical point of view. In this section, we review the standard models which include both facilitation and competition, and then present the competition-only model of Martínez-García *et al.* (2013a).

### 2.1 Kernel-based models with facilitative and competitive mechanisms

The kernel-based models (Borgogno *et al.*, 2009) express vegetation density mathematically as integro-differential equations with a spatially nonlocal function. Roughly speaking, two types exist: a) those where the nonlocality enters linearly (nonlinearities appear but without spatial coupling), or b) those where the nonlocality enters multiplicatively (Lefever & Lejeune, 1997). For simplicity here, we only discuss the linear class, the so-called neural models (Murray, 2002). The dynamics of the vegetation-density field,  $\rho(\mathbf{r}, t)$ , is given by:

$$\frac{\partial \rho}{\partial t} = F(\rho) + \int_{\Gamma} g(\mathbf{r}, \mathbf{r}')(\rho(\mathbf{r}') - \rho_0), \quad (1)$$

where  $F(\rho)$  denotes the local dynamics whose steady state is  $\rho_0$ , and  $\Gamma$  is the spatial domain over which the kernel function  $g(\mathbf{r}, \mathbf{r}')$  is defined. The term  $\int_{\Gamma} g(\mathbf{r}, \mathbf{r}')\rho(\mathbf{r}')$  (assuming isotropy and homogeneity it is more commonly expressed as  $g(|\mathbf{r} - \mathbf{r}'|)$ ) indicates that spatial interactions positively affect (facilitation) the growth when  $g > 0$ , and the contrary (competition) when  $g < 0$ . Interaction kernels in these models typically exhibit the shape shown for the one-dimensional case in left panel of Fig. 1, and are thus positive at short scales and negative at long-range. In fact, the way the spatial structure emerges from Eq. (1) is easy to understand: small perturbations larger than the homogenous state,  $\rho_0$ , tend to increase locally due to the positive interaction with nearby points, while those with  $\rho < \rho_0$  decrease in the interaction neighbourhood. Thus, short-range facilitation enhances spatial heterogeneity and the long-range inhibition (the negative part of the kernel) limits the indefinite growth of the perturbation. A justification and deeper analysis of these type of kernels for vegetation models is given in Borgogno *et al.* (2009). Biologically speaking, the facilitation range is usually assumed to be similar to the crown radius, while the competition range is related to the lateral root length. While negative vegetation densities are mathematically possible under these models, they are biologically nonsensical, so negative densities are customarily set to zero in numerical simulations.

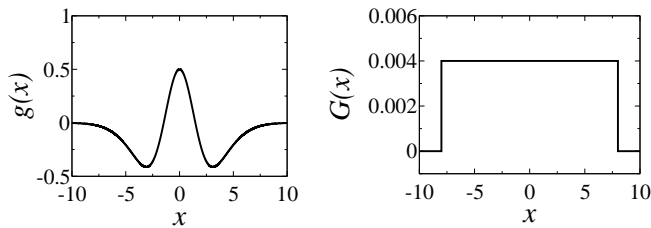


Figure 1: (Left) Kernel function of standard one-dimensional kernel-based models considering both competitive and facilitative interactions. It is built with a combination of positive and negative Gaussian functions,  $g(x) = 1.5 \exp(-(x/2)^2) - \exp(-(x/4)^2)$ . (Right) Competitive-only top-hat kernel with range  $R = 8$ .

## 2.2 A kernel-based model including only competitive interactions

Following previous works (Rietkerk & van de Koppel, 2008; Martínez-García *et al.*, 2013b) suggesting that vegetation patterns could emerge without short-range facilitation, and assuming that competition for water is the unavoidable interaction in arid and semiarid systems, Martínez-García *et al.* (2013a) proposed a non-local model with only competitive interactions. The equation for vegetation density is

$$\frac{\partial \rho(\mathbf{x}, t)}{\partial t} = \beta_0 r(\tilde{\rho}, \delta) \rho(\mathbf{x}, t) (1 - \rho(\mathbf{x}, t)) - \alpha \rho(\mathbf{x}, t), \quad (2)$$

where  $\tilde{\rho}$  is the mean vegetation density within a neighbourhood, weighted with the kernel  $G(x)$ , around a given spatial point:

$$\tilde{\rho}(\mathbf{x}, t) = \int G(|\mathbf{x} - \mathbf{x}'|) \rho(\mathbf{x}', t) d\mathbf{x}'. \quad (3)$$

The different terms in the model come from considering the growth and death dynamics of vegetation. Population growth follows a sequence of seed production, dispersal and establishment:

1. Production happens at rate  $\beta_0$  per plant. Assuming local seed dispersion and that all seeds may give rise to new plants, the growth rate is  $\beta_0 \rho$ . After a seed lands, it has to overcome competition to establish. The two next competing mechanisms are taken into account:
2. Space availability limits the density to a maximum value  $\rho_{max}$ , so the proportion

of available space at a point  $\mathbf{x}$  is  $1 - \rho(\mathbf{x}, t)/\rho_{max}$ . Density can be scaled such that  $\rho_{max} = 1$  and thus the growth term is limited by a factor  $(1 - \rho(\mathbf{x}, t))$ .

3. Once the seed has germinated, it competes with other plants for water and other resources in the soil. The probability of overcoming this competition is given by  $r(\tilde{\rho}, \delta)$ . This function decreases when  $\tilde{\rho}$  increases, so that  $r'(\rho_0, \delta) \equiv (\partial r / \partial \tilde{\rho})_{\tilde{\rho}=\rho_0} < 0$ . We assume that plants compete with other plants in their neighborhood, which is defined by a distance of the order of twice the typical root length.

It is worth stressing the difference between the function  $G$  in this description and the  $g$  in the previous subsection.  $g$  contains the information about the interactions (cooperative when positive and competitive when negative) present in the system (Lefever & Lejeune, 1997; D'Odorico *et al.*, 2006b). Since these are of facilitative and competitive type, the kernels are positive (at short scales) and negative (at long scales). On the contrary,  $G$  is strictly positive and defines an influence region of a focal plant which is used to compute an averaged density of other plants around it.

Performing a linear stability analysis of the stationary solution,  $\rho_0$ , of Eq. (3) the perturbation growth rate is (see Martínez-García *et al.* (2013a)) for details

$$\lambda(\mathbf{k}) = -\alpha \rho_0 \left[ \frac{1}{1 - \rho_0} - \frac{r'(\rho_0, \delta)}{r(\rho_0, \delta)} \hat{G}(\mathbf{k}) \right], \quad (4)$$

where  $\hat{G}(\mathbf{k})$  is the Fourier transform of the kernel,  $\hat{G}(\mathbf{k}) = \int G(\mathbf{x}) \exp(i\mathbf{k} \cdot \mathbf{x}) d\mathbf{x}$ .

Since  $r' < 0$  equation (4) indicates that patterns may appear ( $\lambda > 0$ ) in the model when  $\hat{G}(\mathbf{k})$  takes negative values, provided that competition is strong enough. This may happen, for example, when the kernel has a finite range (an example is shown in right panel of Fig. 1), so that it is only different from zero (positive) in a finite domain around  $\mathbf{x} = 0$ . In plant dynamics, this finite range arises naturally from the length of the roots. The model recovers the gapped and striped patterns observed in arid and semiarid landscapes. Figure 2 shows the stationary patterns obtained by integrating Eq. (13) in a patch of  $10^4 \text{ m}^2$  with periodic boundary conditions and

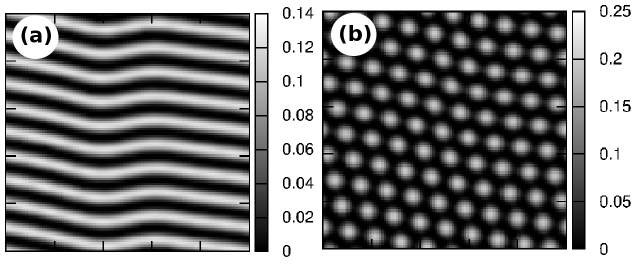


Figure 2: Close-to-stationary spatial structures shown by the model using the  $r(\tilde{\rho}, \delta)$  given by Eq. (5). Darker grey levels represent smaller densities. (a) Vegetation stripes,  $\delta = 16.0$ . (b) Vegetation spots,  $\delta = 17.0$ . Other parameters:  $\beta_0 = 1.0$  and  $\alpha = 0.5$ .

a competition range of  $R = 8$  m.  $G$  is a two-dimensional top-hat function (a cut across it will be similar to the right plot in Fig. 1) and the probability of overcoming nonlocal competition is given by

$$r(\tilde{\rho}, \delta) = \frac{1}{(1 + \delta\tilde{\rho})}, \quad (5)$$

which makes  $\rho$  analytically solvable. The patterns only appear if the Fourier transform of the kernel function has negative values. For the two-dimensional top hat kernel of width  $2R$ , the Fourier transform is  $\hat{G}(k) = 2J_1(kR)/kR$ , where  $J_1$  is the first order Bessel function (Hernández-García & López, 2004).

### 2.3 Competition through a nonlocal death term

As a complement to the vegetation dynamics in Eq. (3) we next discuss a system, again without facilitation, where resource competition enters through the death rate such that a higher surrounding vegetation density leads to a higher death rate. This is mathematically expressed as:

$$\frac{\partial \rho(\mathbf{x}, t)}{\partial t} = \beta \rho(\mathbf{x}, t)(1 - \rho(\mathbf{x}, t)) - \alpha_d \rho(\mathbf{x}, t), \quad (6)$$

where  $\alpha_d = \alpha_0 h(\tilde{\rho}(\mathbf{x}, t), \delta)$  is the nonlocal death rate ( $\alpha_0$  is a constant and  $h$  an arbitrary function), and  $\beta$  is the constant birth rate. Nonlocal competition affecting mortality has been shown to promote clustering in individual-based population models (Birch & Young, 2006).

As before,  $\tilde{\rho}(\mathbf{x}, t)$  is the nonlocal density of vegetation at the point  $\mathbf{x}$ , where  $\tilde{\rho}(\mathbf{x}, t) = \int \rho(\mathbf{x}', t) G(|\mathbf{x} - \mathbf{x}'|) dx'$ .  $G$  is the kernel function that defines an interaction range and modulates

its strength with the distance from the focal plant. Space availability of a seed to establish appears in the birth term via  $1 - \rho(\mathbf{x}, t)$  (local competition).  $h(\tilde{\rho}(\mathbf{x}, t), \delta)$  gives the probability that a plant dies as a function of competition for water with the roots of other plants. Since it is a probability,  $0 < h < 1$  and it has to increase with increasing values of the averaged density,  $\tilde{\rho}$ , and the (positive) competition parameter,  $\delta$ . The stationary solutions of Eq. (6),  $\rho_0$ , are obtained by solving

$$\beta \rho_0(1 - \rho_0) - \alpha_0 h(\rho_0, \delta) \rho_0 = 0, \quad (7)$$

which has a trivial solution,  $\rho_0 = 0$  referring to the bare-ground state, and a vegetated state that is obtained from

$$\beta(1 - \rho_0) - \alpha_0 h(\rho_0, \delta) = 0, \quad (8)$$

once the function  $h$  has been chosen.

A linear stability analysis of the stationary homogeneous state,  $\rho_0$ , yields the dispersion relation

$$\lambda(\mathbf{k}) = \beta(1 - 2\rho_0) - \alpha h(\rho_0, \delta) - \alpha \rho_0 h'(\rho_0, \delta) \hat{G}(\mathbf{k}), \quad (9)$$

where  $\hat{G}(\mathbf{k})$  is the Fourier transform of the kernel function.

The simplest function  $h$  that fulfills the above-mentioned properties is a linear function,  $h(\tilde{\rho}, \delta) = \delta\tilde{\rho}$ , which limits the values of the competition parameter to  $0 < \delta < 1$  so that  $h < 1$ . Then

$$\rho_0 = \frac{\beta}{\beta + \alpha_0 \delta}, \quad (10)$$

while the perturbation growth rate is given by

$$\lambda(\mathbf{k}) = -\frac{\beta}{\beta + \alpha_0 \delta} \left[ \beta + \alpha_0 \delta \hat{G}(\mathbf{k}) \right], \quad (11)$$

from which we obtain a transition to pattern ( $\lambda$  becomes positive) at a competition strength,

$$\delta_c = -\frac{\beta}{\alpha_0 \hat{G}(\mathbf{k}_c)}, \quad (12)$$

where  $k_c$  is the most unstable mode, which yields the most negative value of  $\hat{G}$  and is the mode with the highest growth rate. First note that again the Fourier transform of  $G$  must take negative values for patterns to form. Also,  $\alpha_0$  and  $\beta$  have to be chosen properly to have  $\delta_c \leq 1$ . In particular, if we take  $\alpha_0 = 1$ ,  $\beta = 0.1$ , and a top-hat kernel of radius  $R = 8$ , we get  $\delta_c \approx 0.75$ .

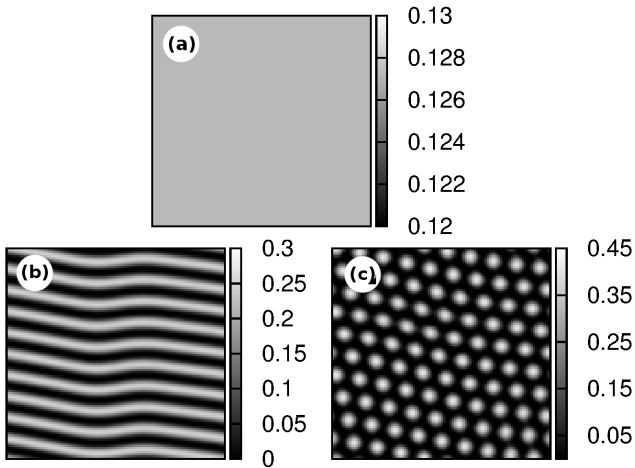


Figure 3: Distribution of vegetation produced by the model with a linear probability  $h$  for different values of the competition parameter.  $\delta = 0.7$  (Left),  $\delta = 0.8$  (Center),  $\delta = 0.9$  (Right).  $\alpha_0 = 1$ ,  $\beta = 0.1$ .

It is important to remark that spatial structures result when the maximum death rate, i.e., the death rate in fully vegetated areas, is much higher than the birth rate ( $\alpha_0 \gg \beta$ ). Otherwise the model shows standard logistic growth despite the nonlocal spatial couplings and the distribution of vegetation is homogeneous. Figure 3 shows the different spatial distributions of vegetation in the stationary state. The homogeneous distribution is stable when  $\delta < \delta_c$  (3a), while patterns (stripes and spots) exist for  $\delta > \delta_c$  (3b) and (3c), respectively.

## 2.4 Competition through additive terms

We next study a natural extension of the kernel based model as presented in Eq. (1) but with purely competitive interactions. The local density of vegetation changes in time because of its local dynamics (logistic growth) and the spatial interactions (competition) with other points of the domain,

$$\frac{\partial \rho(x, t)}{\partial t} = D \nabla^2 \rho(x, t) + \rho(x, t) \left[ 1 - \frac{\rho(x, t)}{\kappa} \right] - \Omega \int G_a(|x - x'|) \rho(x', t) dx', \quad (13)$$

where  $\kappa$ , is the *carrying capacity* and  $\Omega$  is the *interaction parameter*. We have added a diffusive term modeling dispersion of seeds. Competitive interactions are determined by considering the

strength of the interactions parameter,  $\Omega$ , and the kernel function,  $G_a$ , both always positive. As mentioned in Subsection 2.1 the density can take negative values, which is sorted out by setting  $\rho(x, t) = 0$  when this occurs. The stationary solutions are  $\rho_0 = 0$  (no vegetated state), and a nontrivial solution

$$\rho_0 = (1 - \Omega)\kappa, \quad (14)$$

that imposes a constraint on the values of  $\Omega < 1$ . The growth rate of the perturbations is now

$$\lambda(\mathbf{k}) = -D|\mathbf{k}|^2 + (1 - 2\kappa^{-1}\rho_0) + \Omega \hat{G}(\mathbf{k}). \quad (15)$$

As before, patterns only appear if the Fourier transform of the kernel function can have negative values. We have numerically integrated Eq. (13) in the regime of patterned solutions and the results are shown in Figures 4(a) and 4(b) for two different values of  $\Omega$ . The same sequence of spatial structures is obtained as in the other models.

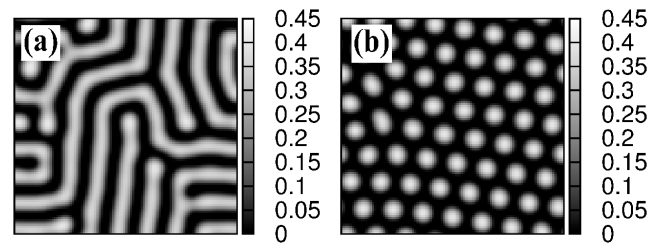


Figure 4: Spatial distribution of vegetation for the model described by Eq. (13) (a)  $D = 1$ ,  $\Omega = 0.7$ , and (b)  $D = 1$ ,  $\Omega = 0.9$ .  $R = 8$  in both panels.

## 3 Derivation of the effective nonlocal description from tree-water dynamics

The models presented in the previous section are all given by a phenomenological evolution equation for vegetation density. An open problem is to infer this type of description from a mechanistic one where the explicit interactive dynamics of vegetation competing for water is considered. This would help, in particular, to unveil the origin and properties of the kernel function. In this section we present a preliminary (and not fully satisfactory) attempt to derive the model presented in Martínez-García *et al.*

(2013a) and discussed in subsection 2.2 (the derivation corresponding to the nonlocal death model in 2.3 is a straightforward extension of this calculation).

Let us consider a system involving dimensionless vegetation density,  $\rho$ , and soil-water  $w$ . The dynamics is purely local and competitive and takes the form:

$$\partial_t \rho = \beta \rho (1 - \rho) w - \alpha \rho, \quad (16)$$

$$\partial_t w = -\mu \rho w - \gamma w + I + D_w \nabla^2 w, \quad (17)$$

where the nondimensional positive parameters are: the seed production rate  $\beta$ ; the vegetation death rate  $\alpha$ ; the consumption rate of water by vegetation,  $\mu$ ; the evaporation rate  $\gamma$ , and the rainfall,  $I$ . Water percolation in the ground is modeled by a diffusion constant  $D_w$ . Note that this model is a simplified version, which only includes competitive interactions, of the model presented in Gilad *et al.* (2004).

Since the characteristic time scale of the water is much faster than the one of the biomass we can do an adiabatic elimination of the variable  $w$  (i.e.  $\partial_t w = 0$ ) so that

$$-\mu \rho w - \gamma w + I + D_w \nabla^2 w = 0, \quad (18)$$

and thus

$$\left( D_w \nabla^2 - \gamma \right) w = \mu \rho w - I, \quad (19)$$

whose formal solution can be obtained using Green's functions,  $G_d$ ,

$$w(\mathbf{x}) = \int \mathbf{G}_d(\mathbf{x} - \mathbf{s}) (\mu \rho(\mathbf{s}) w(\mathbf{s}) - I) d\mathbf{s}, \quad (20)$$

with the boundary conditions  $w(x \rightarrow \pm\infty) = 0$ . For simplicity we now consider a one-dimensional situation, although analogous calculations can be done in two dimensions. The Green's function is the solution of

$$D_w \partial_x^2 G_d - \gamma G_d = \delta(\mathbf{x} - \mathbf{s}), \quad (21)$$

and it is given by

$$G_d(\mathbf{x}, \mathbf{s}) = -\frac{1}{2} \exp\left(-\sqrt{\frac{\gamma}{D_w}} |\mathbf{x} - \mathbf{s}|\right) \quad (22)$$

Taking the nondimensional small number  $\mu$  as the perturbative parameter, we can further obtain an approximate expression for  $w$  from Eq. (20)

$$w(\mathbf{x}) = -IG_{d0} \left[ 1 + \mu \int G_d(\mathbf{x} - \mathbf{s}) \rho(\mathbf{s}) d\mathbf{s} + \mathcal{O}(\mu^2) \right], \quad (23)$$

where  $G_{d0} = \int G_d(\mathbf{x} - \mathbf{s}) d\mathbf{s} < 0$ , since the Green's function is always negative. Plugging this in the equation for the biomass density (16), we obtain the closed expression:

$$\partial_t \rho = \beta \rho (1 - \rho) \left\{ -IG_{d0} \left[ \mu \int G_d(\mathbf{x} - \mathbf{s}) \rho(\mathbf{s}) d\mathbf{s} + 1 \right] \right\} - \alpha \rho. \quad (24)$$

Defining the positive nonlocal density  $\tilde{\rho} = \int G_c(\mathbf{x} - \mathbf{s}) \rho(\mathbf{s}) d\mathbf{s}$ , where  $G_c = -G_d$ , we can write equation (24) as

$$\partial_t \rho = \beta \bar{r}(\tilde{\rho}) \rho (1 - \rho) - \alpha \rho, \quad (25)$$

where we have defined  $\bar{r}(\tilde{\rho}) = I |G_{d0}| (1 - \mu \tilde{\rho})$ .

To have a good agreement with the effective nonlocal dynamics Eq. (2),  $\bar{r} > 0$  since it represents a probability. This is certainly the case for small  $\mu$ . Note that some additional conditions on the normalization of the Green's function have to be imposed to limit  $r$  to values less than 1. Also  $\bar{r}'(\tilde{\rho}) = -I \mu |G_{d0}|$  is always negative, as we expected.

In this particular example, we obtained an exponential kernel, which does not have the finite-range support that would be associated to the finite root extent. As a consequence, the Fourier transform of this kernel has no negative components and then does not lead to pattern formation. The simple modeling of water dispersion by means of a diffusion constant does not contain the additional spatial scale associated to root size, and should be replaced by some mechanism implementing root effects. On the other side, the finite-range of the kernel is a sufficient but not a necessary condition for its Fourier transform to have negative values. It is well-known the existence of infinite-range kernels whose Fourier transform has negative values. This is the case of all stretched exponentials  $G(x) \propto \exp(-|x|^p)$  with  $p > 2$  (Pigolotti *et al.*, 2007). Kernels satisfying this are more platykurtic than the Gaussian function. Work is in progress along this line.

## 4 Conclusions

In this paper we have reviewed different nonlocal competitive models of vegetation in water-limited regions where, despite the absence of facilitative interactions, patterns may still appear.

From a mathematical point of view, nonlocality enters through an *influence* function that determines the number of plants competing within

a range with any given plant. This distance is thus defined by (twice) the typical length of the roots. A necessary condition for pattern transitions, common to all the presented models, is the existence of negative values of the Fourier transform of the influence function, which always happens, but not only, for kernel functions with finite range.

From a biological point of view, competitive interactions alone may give rise to spatial structures because of the development of spatial regions (typically located between maxima of the plant density) where competition is stronger preventing the growth of more vegetation (Martínez-García *et al.*, 2013a).

An unfortunate consequence of the universal character of these models is that the information it is possible to gain on the underlying biophysical mechanisms operating in the system just by studying the spatial distribution of the vegetation is limited. Many different mechanisms lead to the same patterns. Although patterns are universal, models should be specific to each system. This emphasizes the importance that empirical studies have in developing reasonable models of the behavior of different systems. Field work may help theoretical efforts by placing biologically reasonable bounds on the shape and extent of the kernel functions used in the models, and also by approximations to the probability of overcoming competition,  $r(\tilde{\rho}, \delta)$ .

It is important to note that the type of non-local models presented may have localized solutions. This has been studied, in a different context (Paulau *et al.*, 2013), for a model that reduces to Eq. (6) when the kernels enhance self-interactions, i.e., they are of the type  $G(x) = F(x) + a\delta(x)$  (Hernández-García *et al.*, 2009).

Finally, with this work, we aim at showing that competitive interactions alone may be responsible of patterns in arid to semiarid systems, regardless of how they are introduced in the different modeling approaches. Certainly, while it may not be possible to unambiguously identify the model that generates an observed pattern, the study of the minimal mechanisms giving rise to pattern formation limits the set of candidate models (and biological mechanisms) that need to be considered. We hope that our results shed light on the task of understanding the fundamental mechanisms -and the possible absence of facilitation- that could be at the ori-

gin of pattern formation in semiarid systems.

## Acknowledgments

R.M-G. is supported by the JAEPredoc program of CSIC. R.M-G., C.L. and E.H-G acknowledge support from FEDER and MINECO (Spain) through Grants No. FIS2012-30634 INTENSE@COSYP and CTM2012-39025-C02-01 ESCOLA.

## References

- Barbier, N., Coutron, P., Lefever, R., Deblauwe, V. & Lejeune, O. 2008 Spatial decoupling of facilitation and competition at the origin of gapped vegetation patterns. *Ecology*, **89**(6), 1521–31.
- Birch, D. a. & Young, W. R. 2006 A master equation for a spatial population model with pair interactions. *Theoretical population biology*, **70**(1), 26–42. (doi:10.1016/j.tpb.2005.11.007)
- Borgogno, F., D’Odorico, P., Laio, F. & Ridolfi, L. 2009 Mathematical models of vegetation pattern formation in ecohydrology. *Reviews of Geophysics*, **47**(1), 1–36. (doi:10.1029/2007RG000256.Ecohydrology)
- D’Odorico, P., Laio, F. & Ridolfi, L. 2006a Patterns as indicators of productivity enhancement by facilitation and competition in dryland vegetation. *Journal of Geophysical Research: Biogeosciences*, **111**, G03010. (doi:10.1029/2006JG000176)
- D’Odorico, P., Laio, F. & Ridolfi, L. 2006b Vegetation patterns induced by random climate fluctuations. *Geophysical Research Letters*, **33**(19), L19404. (doi:10.1029/2006GL027499)
- Gilad, E., von Hardenberg, J., Provenzale, a., Shachak, M. & Meron, E. 2004 Ecosystem Engineers: From Pattern Formation to Habitat Creation. *Physical Review Letters*, **93**(9), 098105. (doi:10.1103/PhysRevLett.93.098105)
- Hernández-García, E. & López, C. 2004 Clustering, advection, and patterns in a model of population dynamics with neighborhood-dependent rates. *Phys. Rev. E*, **70**, 016216. (doi:10.1103/PhysRevE.70.016216)

- Hernández-García, E., López, C., Pigolotti, S. & Andersen, K. H. 2009 Species competition: coexistence, exclusion and clustering. *Phil. Trans. R. Soc. A*, **367**(1901), 3183–3195. (doi:10.1098/rsta.2009.0086)
- Klausmeier, C. A. 1999 Regular and Irregular Patterns in Semiarid Vegetation. *Science*, **284**(5421), 1826–1828. (doi:10.1126/science.284.5421.1826)
- Lefever, R. & Lejeune, O. 1997 On the origin of tiger bush. *Bulletin of Mathematical Biology*, **59**(2), 263–294.
- Lejeune, O. & Tlidi, M. 1999 A model for the explanation of vegetation stripes (tiger bush). *Journal of Vegetation Science*, **10**(2), 201–208. (doi:10.2307/3237141)
- Martínez-García, R., Calabrese, J. M., Hernandez-Garcia, E. & Lopez, C. 2013a Vegetation pattern formation in semiarid systems without facilitative mechanisms. *Geophysical Research Letters*, **40**, 6143–6147.
- Martínez-García, R., Calabrese, J. M. & López, C. 2013b Spatial patterns in mesic savannas: The local facilitation limit and the role of demographic stochasticity. *Journal of theoretical biology*, **333**, 156–165. (doi:10.1016/j.jtbi.2013.05.024)
- Murray, J. 2002 *Mathematical Biology. Vol I: An Introduction*. Berlin, Heidelberg: Springer, 3rd edn.
- Paulau, P., Gomila, D., López, C. & Hernández-García, E. 2013 Self-localized states in species competition. *Submitted*.
- Pigolotti, S., López, C. & Hernández-García, E. 2007 Species clustering in competitive lotka-volterra models. *Phys. Rev. Lett.*, **98**, 258 101. (doi:10.1103/PhysRevLett.98.258101)
- Rietkerk, M., Boerlijst, M. C., van Langevelde, F., HilleRisLambers, R., van de Koppel, J., Kumar, L., Prins, H. H. & de Roos, A. M. 2002 Notes and Comments: Self-Organization of Vegetation in Arid Ecosystems. *The American Naturalist*, **160**(4), 534–530.
- Rietkerk, M. & van de Koppel, J. 2008 Regular pattern formation in real ecosystems. *Trends in ecology & evolution*, **23**(3), 169–175.
- von Hardenberg, J., Meron, E., Shachak, M. & Zarmi, Y. 2001 Diversity of Vegetation Patterns and Desertification. *Physical Review Letters*, **87**(19), 198 101–. (doi:10.1103/PhysRevLett.87.198101)