

Harmonic Maps to Buildings and Singular Perturbation Theory

Ludmil Katzarkov, Alexander Noll, Pranav Pandit and Carlos Simpson

November 28, 2013

Abstract

The notion of a universal building associated with a point in the Hitchin base is introduced. This is a building equipped with a harmonic map from a Riemann surface that is initial among harmonic maps which induce the given cameral cover of the Riemann surface. In the rank one case, the universal building is the leaf space of the quadratic differential defining the point in the Hitchin base.

The main conjectures of this paper are: (1) the universal building always exists; (2) the harmonic map to the universal building controls the asymptotics of the Riemann-Hilbert correspondence and the non-abelian Hodge correspondence; (3) the singularities of the universal building give rise to Spectral Networks; and (4) the universal building encodes the data of a 3d Calabi-Yau category whose space of stability conditions has a connected component that contains the Hitchin base.

The main theorem establishes the existence of the universal building, conjecture (3), as well as the Riemann-Hilbert part of conjecture (2), in the case of the rank two example introduced in the seminal work of Berk-Nevins-Roberts on higher order Stokes phenomena. It is also shown that the asymptotics of the Riemann-Hilbert correspondence is always controlled by a harmonic map to a certain building, which is constructed as the asymptotic cone of a symmetric space.

Contents

1	Introduction	2
1.1	Structure at infinity—some general discussion	6
1.2	The SL_2 case and trees	9
1.3	WKB and harmonic maps to buildings	9
1.4	The Berk-Nevins-Roberts example	15
1.5	Organization, notation and conventions	20

2	Metric Structures	23
2.1	Affine and spherical buildings	23
2.2	Asymptotic cones of symmetric spaces are buildings	31
2.3	Refined distance functions	34
3	Spectral Covers and Buildings	35
3.1	The universal building	36
3.2	Some properties of ϕ -maps	40
3.3	A gluing construction	45
3.4	Spectral networks from the universal building	48
4	Singular Perturbation Theory	50
4.1	The Riemann-Hilbert WKB problem	50
4.2	The local WKB approximation	52
4.3	The asymptotic cone computes the dilation spectrum	57
5	The Berk-Nevins-Roberts example	61
5.1	Maximal abelian regions: constructing the pre-building	63
5.2	The universal building as a cone	72
5.3	The universal property and the WKB spectrum	74
6	An example with BPS states	80
7	Outlook	87

1 Introduction

The theory of Nonabelian Hodge structures grew out of the work of many people, including Hitchin, Donaldson, Corlette, Deligne and Simpson. This theory, which connects the moduli space of representations of the fundamental group of a smooth projective variety with the moduli space of Higgs bundles via a big twistor family, has led to many geometric applications. To list a few:

1. Proof of the fact that $\mathrm{SL}(N, \mathbb{Z})$ cannot be the fundamental group of a smooth projective variety for $N > 2$ (see [Sim92]).
2. Proof of the Shafarevich Conjecture for smooth projective varieties with faithful linear representations of their fundamental groups [KR98, EKPR12].

The latter result makes essential use of the Gromov-Schoen [GS92] theory of harmonic maps to buildings. The main ingredients in the proof are the construction of a spectral covering associated with a harmonic map to a building, the use of factorization theorems introduced first in [Kat94], and an exhaustion function using the distance function on the building. These ingredients are all based on minimizing the effect of the singularities of the harmonic map.

The approach of this paper goes in the opposite direction, having as its motivating goal the construction of a category out of the singularities of the harmonic map to the building. This approach is part of a bigger foundational program initiated by Kontsevich – developing the theory of Stability Hodge Structures. The hope is that the moduli space of stability conditions can be included in a twistor type of family with a “Dolbeault” type space as the zero fiber. This zero fiber should be the moduli space of complex structures.

Now we recall the foundations of Nonabelian Hodge theory on a Riemann surface. Let X be a compact Riemann surface, $x_0 \in X$. The moduli space of local systems on X comes in various different incarnations:

- the character variety, or *Betti* moduli space

$$M_B := \text{Hom}(\pi_1(X, x_0), SL_r) / SL_r;$$

- Hitchin’s moduli space of Higgs bundles which we call the *Dolbeault* moduli space

$$M_{Dol} = \{(\mathcal{E}, \varphi)\} / \text{S-equiv};$$

- and the *de Rham* moduli space of vector bundles with integrable algebraic connection

$$M_{DR} = \{(\mathcal{E}, \nabla)\} / \text{S-equiv}.$$

The statement that these all parametrize local systems gives topological homeomorphisms

$$M_B^{\text{top}} \cong M_{Dol}^{\text{top}} \cong M_{DR}^{\text{top}},$$

the equivalence between M_B and M_{DR} being furthermore complex analytic. These are not however isomorphisms of algebraic varieties, and the algebraic moduli problems which they solve are very different.

These moduli spaces are all noncompact, in fact M_B is an affine variety. We may therefore think of choosing algebraic compactifications, and it becomes an interesting question to understand the asymptotic nature of the homeomorphisms as we approach the boundary.

In the case of M_{Dol} we have furthermore the *Hitchin fibration*

$$M_{Dol} \rightarrow \mathbb{A}^N$$

which is a map of algebraic varieties, and we can choose a compatible compactification. Thanks to the \mathbb{C}^* -action $t : (\mathcal{E}, \varphi) \mapsto (\mathcal{E}, t\varphi)$, there is in fact a very natural compactification. Let M_{Dol}^* denote the complement of the nilpotent cone, that is to say the inverse image of $\mathbb{A}^N - \{0\}$. Then there is an orbifold compactification \overline{M}_{Dol} with

$$\overline{M}_{Dol} = M_{Dol} \sqcup (M_{Dol}^*/\mathbb{C}^*).$$

More precisely, let $(M_{Dol} \times \mathbb{A}^1)^*$ be the complement of the nilpotent cone in $M_{Dol} \times \{0\}$, then

$$\overline{M}_{Dol} = (M_{Dol} \times \mathbb{A}^1)^*/\mathbb{C}^*.$$

This compactification was discussed by Hausel in [Hau98]. It follows the general method of Bialynicki-Birula [BBŚ82, BBŚ87]. The Hitchin fibration extends to a map

$$\overline{M}_{Dol} \rightarrow \widetilde{\mathbb{P}}^N$$

towards a weighted projective space compactifying the Hitchin base \mathbb{A}^N . It is weighted, because \mathbb{C}^* acts on the different terms in the characteristic polynomials of Higgs fields by different weights.

There is a natural family of moduli spaces constituting a deformation relating M_{Dol} and M_{DR} , and using this family itself we can also construct a natural compactification of the family, following what was said above with [BBŚ82, BBŚ87]. We get

$$\overline{M}_{Hod} \rightarrow \mathbb{A}^1$$

whose fiber over 0 is \overline{M}_{Dol} and whose fibers over $\lambda \neq 0$ are always \overline{M}_{DR} . The family of divisors at infinity is nicely behaved, for example in cases where the moduli space is smooth then these divisors are smooth if we consider the compactification as an orbifold. (The orbifold points correspond to “cyclic Higgs bundles”.) Furthermore, the divisors at infinity are all the same, independently of λ :

$$\overline{M}_{DR} - M_{DR} = M_{Dol}^*/\mathbb{C}^*.$$

In this way, even though M_{DR} doesn't have a Hitchin fibration, its structure at infinity looks very similar to the structure at infinity of M_{Dol} . Limiting points are identified with non-nilpotent Higgs bundles.

The identification between limiting points at infinity of M_{DR} and non-nilpotent Higgs bundles can be made very concrete in the following way. One easy way to write down a family of connections going out to infinity is to choose a vector bundle \mathcal{E} , a Higgs field φ , and an initial connection ∇_0 on \mathcal{E} . Then we may consider the family of connections on \mathcal{E} , depending on a complex parameter $t \in \mathbb{C}$, defined by

$$(1) \quad \nabla_t = \nabla_0 + t\varphi.$$

If (\mathcal{E}, φ) is a semistable Higgs bundle and not in the nilpotent cone (i.e. the spectral curve of φ is not concentrated at the zero-section), then this family of connections has for limit, as $t \rightarrow \infty$, the point in the divisor at infinity

$$(\mathcal{E}, \varphi) \in M_{Dol}^*/\mathbb{C}^*.$$

In particular, the family does indeed go to infinity, i.e. its limit cannot be a point inside M_{DR} . Furthermore, we obtain a curve which is transverse to the divisor at infinity. This condition fixes, in some sense, the order of the parameter t in a canonical way.

A more general family of connections might look like $(\mathcal{E}_t, \nabla_t)$ defined for t in a disc around ∞ , and it will have limiting point (\mathcal{E}, φ) if the vector bundles with t^{-1} -connection $(\mathcal{E}_t, t^{-1}\nabla_t)$ converge to (\mathcal{E}, φ) in the moduli space M_{Hod} of vector bundles with λ -connection. In this case, the resulting map from the disc to \overline{M}_{DR} will be transverse to the divisor at infinity, because we used the normalization t^{-1} .

The family of connections considered by Gaiotto-Moore-Neitzke ([GMN13b, GMN13a]) fits into the more general situation of the previous paragraph. Indeed, they start with a harmonic bundle $(\mathcal{E}, \partial, \bar{\partial}, \varphi, \varphi^\dagger)$ and consider the holomorphic bundle $\mathcal{E}_t = (\mathcal{E}, \bar{\partial} + t^{-1}\varphi^\dagger)$ which converges to $(\mathcal{E}, \bar{\partial})$, together with the connections $\nabla_t = \partial + t\varphi$. So, with a varying family of bundles, their connections have for limit the Higgs bundle underlying the harmonic bundle $(\mathcal{E}, \bar{\partial}, \varphi)$.

In what follows, we will mostly be referring to the basic situation of a family of connections such as (1), but everything should apply equally well in the general situation. For such a family of connections, we can formulate the *Riemann-Hilbert WKB problem*. Let $\rho_t : \pi_1(X, x_0) \rightarrow SL_r(\mathbb{C})$ be the monodromy representations¹ of ∇_t . More generally, if $P, Q \in \tilde{X}$ are two points on the universal cover joined by a unique homotopy class of paths, let $T_{PQ}(t) : \mathcal{E}_P \rightarrow \mathcal{E}_Q$ be the transport matrix for the connection ∇_t . Then we would like to know:

— *what is the asymptotic behavior of the matrices $\rho_t(\gamma)$ or $T_{PQ}(t)$ as a function of t ?*

¹Here and throughout the paper we will be assuming that our connections have trivial determinant bundle and correspondingly the Higgs fields have trace zero, so the structure group is SL_r .

This is just a reformulation of the classical “WKB problem” in our present language. In terms of moduli spaces, we are asking, for our algebraic curve $\mathbb{C} \rightarrow M_{DR}$ in the de Rham moduli space, what is the asymptotic behavior of the corresponding holomorphic curve $\mathbb{C} \rightarrow M_B$ in the Betti moduli space? This is a first approximation towards fully understanding the Riemann-Hilbert transformation from M_{DR} to M_B in a neighborhood of the divisor at infinity.

We could also look at the Hitchin moduli space M_{Dol} . Here, we have some very natural curves going out to infinity given by the \mathbb{C}^* -action. Namely, consider the family of Higgs bundles $(\mathcal{E}, t\varphi)$ for $t \in \mathbb{C}$ going to infinity. Solving the Hitchin equations, we obtain a family of harmonic metrics h_t on \mathcal{E} , and corresponding flat connections ∇_t . We can again let $\rho_t : \pi_1(X, x_0) \rightarrow SL_r(\mathbb{C})$ be the monodromy representations and $T_{PQ}(t)$ be the transport matrices, and formulate the *Hitchin WKB problem*:

- *what is the asymptotic behavior of ρ_t and $T_{PQ}(t)$ as $t \rightarrow \infty$ in Hitchin’s situation?*

These two flavors of WKB are the subject matter of our paper.

1.1 Structure at infinity—some general discussion

Before getting to the more specific content, let us provide some motivation. Consider the most basic example: let $X = \mathbb{P}^1$ with 4 orbifold points, and consider connections of rank $r = 2$. Then,

- the character variety M_B is the classic *Fricke-Klein* cubic surface minus a triangle of lines, and
- M_{DR} is the *space of initial conditions for Painlevé VI*.

Arinkin and others have given several different points of view on its structure, for example one can say that it is $\mathbb{P}^1 \times \mathbb{P}^1$ blown up 8 times at 4 points on the diagonal, minus some stuff. The same type of description holds for M_{Dol} . This is discussed in some detail in the paper [LSS13].

For M_B we obtain a compactification \overline{M}_B such that the divisor at infinity is a triangle of \mathbb{P}^1 ’s. In particular, its *incidence complex* is a real triangle, which has the homotopy type of a circle. Notice that for M_B the choice of compactification depended on the choice of some “cluster-type” coordinates depending on picking three loops in $\mathbb{P}^1 - 4$ points. Different choices of loops will give different but birationally equivalent compactifications. Stepanov’s theorem (see below) ([Ste06, Ste08, Thu07]) says that the homotopy types of the incidence complexes are always the same. In this situation the invariance is easily understood by hand.

For M_{Dol} , the Hitchin fibration is particularly simple in this case:

$$\begin{array}{ccc} J & \longrightarrow & M_{Dol} \\ & & \downarrow \\ & & \mathbb{A}^1 \end{array}$$

with fiber an elliptic curve J , on which the monodromy acts by -1 . The divisor at infinity in \overline{M}_{Dol} is $J/\pm 1$ which is \mathbb{P}^1 with four orbifold double points. These orbifold double points lead to the -2 -curves in the compactification described previously by blowing up $\mathbb{P}^1 \times \mathbb{P}^1$ eight times.

Let \overline{N}_B and \overline{N}_{Dol} denote small neighborhoods of the divisors at infinity, and let N_B and N_{Dol} denote their intersections with M_B and M_{Dol} respectively. These have well-defined homotopy types, and the Hitchin correspondence yields a well-defined identification of homotopy types $N_B \sim N_{Dol}$.

We have conjectured that there is a relationship between the incidence complex of the divisor at infinity for M_B , and the sphere at infinity in the Hitchin base for M_{Dol} . If

$$\overline{M}_B - M_B = \bigcup_i D_i,$$

and define a simplicial complex with one n -simplex for each connected component of $D_{i_0} \cap \dots \cap D_{i_n}$. This is the *incidence complex*. Stepanov and Thuillier show that its homotopy type is independent of the choice of compactification, so we denote the realization by $|\text{Step}(M_B)|$. We have a map, well-defined up to homotopy, $N_B \rightarrow |\text{Step}(M_B)|$.

On the Hitchin side, the Hitchin fibration gives us a map to the sphere at infinity in the Hitchin base

$$N_{Dol} \rightarrow S^{2N-1}.$$

Conjecture 1.1. *There is a homotopy-commutative diagram*

$$\begin{array}{ccc} N_{Dol} & \xrightarrow{\sim} & N_B \\ \downarrow & & \downarrow \\ S^{2N-1} & \xrightarrow{\sim} & |\text{Step}(M_B)|. \end{array}$$

The main motivation is that it holds in the first example above. This statement may also be viewed as a version of the “ $P = W$ ” conjecture of Hausel *et al* [dCHM12], relating Leray stuff for the Hitchin fibration to weight stuff on the Betti side.

A. Komyo has shown explicitly $|\text{Step}(M_B)| \cong S^3$ for the case of $\mathbb{P}^1 - 5$ points [Kom13]. Kontsevich has proposed a general type of argument saying that in many cases M_B are “cluster varieties”, hence log-Calabi-Yau, from which it follows that the incidence complex is a sphere.

One can furthermore hope to have a more geometrically precise description of the relationship between N_{Dol} and N_B . One should note that it will interchange “small” and “big” subsets. Indeed, in all examples that we know of, the neighborhood of a single vertex of the divisor at infinity in \overline{N}_B corresponds to a whole chamber in S^{2N-1} and hence in N_{Dol} .

It isn't clear whether one might be able to get a fully homotopy-theoretic proof of the above conjecture, for example by applying the kinds of techniques that Hausel and his co-workers have introduced for their cohomological $P = W$ conjecture. Otherwise, we will need to have a more precise geometric description. Wentworth has been able to identify a transformation between dense subsets of spheres on both sides of this picture. Of course, in order to get a hold of the full homotopy type, one would need to get a precise geometric description everywhere, and this seems for now to be fairly far away.

We might proceed by looking at big sets on one side, corresponding to small sets on the other. One of the main considerations in this direction comes from the work of Kontsevich and Soibelman [KS13]. They develop a picture where vertices or 0-dimensional pieces of the Betti divisor at infinity, correspond to *chambers* in S^{2N-1} , and 1-dimensional pieces of the divisor at infinity in correspond to *walls* in S^{2N-1} or equivalently \mathbb{A}^N . Their *wall-crossing formulas* express the change of cluster coordinate systems as we go along these one-dimensional pieces.

In the present paper, we will be discussing what happens at the opposite end of the range of dimensions, where we expect:

divisor components in $\overline{M}_B \longleftrightarrow$ single directions in the Hitchin base.

Now, divisor components correspond to *valuations* of the coordinate ring \mathcal{O}_{M_B} . However, there are also non-divisorial valuations. We expect more generally that all valuations correspond to directions in the Hitchin base, which in turn correspond to spectral curves $\Sigma \subset T^*X$ (up to scaling). This is what happens in classical Thurston theory.

Furthermore, valuations correspond to harmonic maps to buildings. Indeed if K_v is the valued field corresponding to a valuation on \mathcal{O}_{M_B} , then the map

$$\pi_1(X, x_0) \rightarrow SL_r(\mathcal{O}_{M_B})$$

composes with $\mathcal{O}_{M_B} \subset K_v$ to give

$$\pi_1(X, x_0) \rightarrow SL_r(K_v)$$

hence an action of π_1 on the Bruhat-Tits building. One can then take the Gromov-Schoen harmonic map.

In the situation of Gromov-Schoen harmonic maps, we have already known for many years the correspondence:

$$\text{harmonic maps to buildings} \longleftrightarrow \text{spectral curves}$$

Indeed, a harmonic map has a differential which is the real part of a multivalued holomorphic form defining a spectral curve.

We would like to understand the correspondence with the differential equations picture at the same time, and furthermore to understand the relationship with the *spectral networks* which have recently been introduced by **Gaiotto-Moore-Neitzke**.

1.2 The SL_2 case and trees

Thurston's Teichmuller theory involves a lot of discussion of questions closely related to the WKB problem, particularly for the group SL_2 . In that case, the spectral curve of a Higgs field corresponds exactly to a quadratic differential. The quadratic differential defines a foliation, the leaf space of which is an \mathbb{R} -tree. We get in this way to harmonic maps towards \mathbb{R} -trees (see [DDW00]). One may interpret classical rank two WKB theory as describing the asymptotic behavior of the transport matrix $T_{PQ}(t)$ for a connection of the form (1), by the distance transverse to the foliation. This picture has strongly motivated what we will be doing.

1.3 WKB and harmonic maps to buildings

In the higher rank case $r \geq 3$, it is natural for the reasons explained above, to look for a relationship between the WKB problems and harmonic mappings to euclidean buildings. This should generalize the picture we have relating WKB problems for SL_2 and harmonic mappings to trees.

Recall that X is a Riemann surface, $x_0 \in X$, $\mathcal{E} \rightarrow X$ a vector bundle of rank r with $\bigwedge^r \mathcal{E} \cong \mathcal{O}_X$, and

$$\varphi : \mathcal{E} \rightarrow \mathcal{E} \otimes \Omega_X^1$$

a Higgs field with $\text{Tr}(\varphi) = 0$. Let

$$\Sigma \subset T^*X \xrightarrow{p} X$$

be the spectral curve, which we assume to be reduced.

We have a tautological form

$$\phi \in H^0(\Sigma, p^* \Omega_X^1)$$

which is thought of as a multivalued differential form. Locally we write

$$\phi = (\phi_1, \dots, \phi_r), \quad \sum \phi_i = 0.$$

The assumption that Σ is reduced amounts to saying that ϕ_i are distinct.

Let $D = p_1 + \dots + p_m$ be the locus over which Σ is branched, and $X^* := X - D$. The ϕ_i are locally well defined on X^* .

We have distinguished two kinds of WKB problems associated to this set of data.

(1) The **Riemann-Hilbert** or **complex WKB** problem:

Choose a connection ∇_0 on \mathcal{E} and set

$$\nabla_t := \nabla_0 + t\varphi$$

for $t \in \mathbb{R}_{\geq 0}$. Let

$$\rho_t : \pi_1(X, x_0) \rightarrow SL_r(\mathbb{C})$$

be the monodromy representation. We also choose a fixed metric h on \mathcal{E} .

From the flat structure which depends on t we get a family of maps

$$h_t : \tilde{X} \rightarrow SL_r(\mathbb{C})/SU_r$$

which are ρ_t -equivariant. We would like to understand the asymptotic behavior of ρ_t and h_t as $t \rightarrow \infty$.

Definition 1.2. For $P, Q \in \tilde{X}$, let $T_{PQ}(t) : \mathcal{E}_P \rightarrow \mathcal{E}_Q$ be the transport matrix of ρ_t . Define the *WKB exponent*

$$\nu_{PQ} := \limsup_{t \rightarrow \infty} \frac{1}{t} \log \|T_{PQ}(t)\|$$

where $\|T_{PQ}(t)\|$ is the operator norm with respect to h_P on \mathcal{E}_P and h_Q on \mathcal{E}_Q .

Gaiotto-Moore-Neitzke [GMN13b] consider a variant on the Riemann-Hilbert WKB problem, associated with a harmonic bundle $(\mathcal{E}, \bar{\partial}, \varphi, \partial, \varphi^\dagger)$ setting

$$d_t := \partial + \bar{\partial} + t\varphi + t^{-1}\varphi^\dagger$$

which corresponds to the holomorphic flat connection $\nabla_t = \partial + t\varphi$ on the holomorphic bundle $(\mathcal{E}, \bar{\partial} + t^{-1}\varphi^\dagger)$. We expect this to have the same behavior as the complex WKB problem.

(2) The **Hitchin WKB problem**:

Assume X is compact, or that we have some other control over the behavior at infinity. Suppose (\mathcal{E}, φ) is a stable Higgs bundle. Let h_t be the Hitchin Hermitian-Yang-Mills metric on $(\mathcal{E}, t\varphi)$ and let ∇_t be the associated flat connection. Let $\rho_t : \pi_1(X, x_0) \rightarrow SL_r(\mathbb{C})$ be the monodromy representation.

Our family of metrics gives a family of *harmonic maps*

$$h_t : \tilde{X} \rightarrow SL_r(\mathbb{C})/SU_r$$

which are again ρ_t -equivariant.

We can define $T_{PQ}(t)$ and ν_{PQ} as before, here using $h_{t,P}$ and $h_{t,Q}$ to measure $\|T_{PQ}(t)\|$.

Gaiotto-Moore-Neitzke explain that ν_{PQ} should vary as a function of $P, Q \in X$, in a way dictated by the *spectral networks*. We would like to give a geometric framework.

Remark 1.3. In the complex WKB case, one can view $T_{PQ}(t)$ in terms of Ecalle's *resurgent functions*. The Laplace transform

$$\mathcal{L}T_{PQ}(\zeta) := \int_0^\infty T_{PQ}(t)e^{-\zeta t} dt$$

is a holomorphic function defined for $|\zeta| \geq C$. It admits an analytic continuation having infinite, but locally finite, branching.

One can describe the possible locations of the branch points, and this description seems to be compatible with the discussion of Gaiotto-Moore-Neitzke, however in the present paper we look in a different direction.

Namely, we would like to relate their description of WKB exponents, to harmonic mappings to buildings. The basic philosophy is that a WKB problem determines a valuation on \mathcal{O}_{M_B} by looking at the exponential growth rates of functions applied to the points ρ_t . Therefore, π_1 should act on a Bruhat-Tits building and we could try to choose an equivariant harmonic map following Gromov-Schoen.

Recently, Anne Parreau [Par12, Par00b] has developed a very useful version of this theory, based on work of Kleiner-Leeb [KL97]. Parreau's work concentrated on the asymptotic behavior of the monodromy representations ρ_t , but by thinking of the fundamental *groupoid* we can extend this to the transport functions $T_{PQ}(t)$. Look at our maps h_t as being maps into a symmetric space with distance rescaled:

$$h_t : \tilde{X} \rightarrow \left(SL_r(\mathbb{C})/SU_r, \frac{1}{t}d \right).$$

Kleiner and Leeb, and Parreau, now take a “Gromov limit” of the symmetric spaces with their rescaled distances, and show that it will be a building modelled on the same affine space \mathbb{A} as the SL_r Bruhat-Tits buildings.

The limit construction depends on the choice of *ultrafilter* ω , and the limit is denoted Cone_ω . We get a map

$$h_\omega : \tilde{X} \rightarrow \text{Cone}_\omega,$$

equivariant for the limiting action ρ_ω of π_1 on Cone_ω which was the subject of [Par12].

In this situation, the main point for us is that we can write

$$d_{\text{Cone}_\omega}(h_\omega(P), h_\omega(Q)) = \lim_\omega \frac{1}{t} d_{SL_r\mathbb{C}/SU_r}(h_t(P), h_t(Q)).$$

There are several distances on the building, and these are all related by the above formula to the corresponding distances on $SL_r\mathbb{C}/SU_r$.

- The Euclidean distance \leftrightarrow Usual distance on $SL_r\mathbb{C}/SU_r$
- Finsler distance \leftrightarrow log of operator norm
- Vector distance \leftrightarrow dilation exponents

We are most interested in the *vector distance*. In the affine space

$$\mathbb{A} = \{(x_1, \dots, x_r) \in \mathbb{R}^r, \sum x_i = 0\} \cong \mathbb{R}^{r-1}$$

the vector distance is translation invariant, defined by

$$\vec{d}(0, x) := (x_{i_1}, \dots, x_{i_r})$$

where we use a Weyl group element to reorder so that $x_{i_1} \geq x_{i_2} \geq \dots \geq x_{i_r}$.

In Cone_ω , any two points are contained in a common apartment, so we can use the vector distance defined as above in that apartment to define the vector distance in the building.

The “dilation exponents” in $SL_r\mathbb{C}/SU_r$ may be discussed as follows: put

$$\vec{d}(h, k) := (\alpha_1, \dots, \alpha_r)$$

where

$$\|e_i\|_k = e^{\alpha_i} \|e_i\|_h$$

with $\{e_i\}$ a simultaneously h and k orthonormal basis.

In terms of transport matrices,

$$\alpha_1 = \log \|T_{PQ}(t)\|.$$

We can furthermore get a hold of the other dilation exponents, by using exterior powers:

$$\alpha_1 + \dots + \alpha_k = \log \left\| \bigwedge^k T_{PQ}(t) \right\|,$$

using the transport matrix for the induced connection on $\bigwedge^k \mathcal{E}$. In this way, intuitively we can restrict to mainly thinking about α_1 , which was the ‘‘Finsler metric’’.

Remark 1.4. For $SL_r\mathbb{C}/SU_r$ we are only interested in these metrics ‘‘in the large’’ as they pass to the limit after rescaling.

Our rescaled distance becomes

$$\frac{1}{t} \log \|T_{PQ}(t)\|.$$

Define the *ultrafilter exponent*

$$\nu_{PQ}^\omega := \lim_\omega \frac{1}{t} \log \|T_{PQ}(t)\|.$$

This should be compared with the exponent ν_{PQ} considered in Definition 1.2.

Proposition 1.5. *We have*

$$\nu_{PQ}^\omega \leq \nu_{PQ}.$$

Furthermore, they are equal in some cases:

- (a) *for any fixed choice of P, Q , there exists a choice of ultrafilter ω such that $\nu_{PQ}^\omega = \nu_{PQ}$.*
- (b) *If $\limsup_t \dots = \lim_t \dots$ then it is the same as $\lim_\omega \dots$, so $\nu_{PQ}^\omega = \nu_{PQ}$. This will apply in particular for the local WKB case to be seen below.*

The inequality is due to the fact that the ultrafilter limit is less than the limsup. Part (b) is clear, and part (a) holds by subordinating the ultrafilter to the condition of having a sequence calculating the limsup for that pair P, Q .

It isn’t *a priori* clear whether we can choose the ultrafilter so that equality holds for all pairs of points P and Q . Part (b) would in fact apply in the complex WKB case, for generic angles, if we knew that the Laplace transform $\mathcal{L}T_{PQ}(\zeta)$ didn’t have essential singularities. This is true, so one can show that (b) holds, for generic angles, in some cases where the spectral curve decomposes into a union of sections, i.e. ϕ_i are single-valued.

Theorem 1.6 (“Classical WKB”). *Suppose $\gamma : [0, 1] \rightarrow \tilde{X}^*$ is noncritical path i.e. $\gamma^* \operatorname{Re} \phi_i$ are distinct for all $t \in [0, 1]$. Reordering we may assume*

$$\gamma^* \operatorname{Re} \phi_1 > \gamma^* \operatorname{Re} \phi_2 > \dots > \gamma^* \operatorname{Re} \phi_r.$$

Then, for the complex WKB problem we have

$$\frac{1}{t} \overrightarrow{d} (h_t(\gamma(0)), h_t(\gamma(1))) \sim (\alpha_1, \dots, \alpha_r)$$

where

$$\alpha_i = \int_0^1 \gamma^* \operatorname{Re} \phi_i.$$

Corollary 1.7. *At the limit, we have*

$$\overrightarrow{d}_\omega (h_t(\gamma(0)), h_t(\gamma(1))) = (\alpha_1, \dots, \alpha_r).$$

The above theorem has been stated for the complex or Riemann-Hilbert WKB problem. It should also extend directly to the variant considered by Gaiotto-Moore-Neitzke. We also conjecture that the same local estimate should hold in Hitchin’s case.

Conjecture 1.8. *The same should be true for the Hitchin WKB problem.*

This would involve estimates on the asymptotic behavior of the harmonic metric for $(\mathcal{E}, t\varphi)$ as $t \rightarrow \infty$.

We now give the main corollary of this statement. It is a corollary of the theorem, in the complex WKB case, and would be a corollary of the conjecture in the Hitchin case.

Corollary 1.9. *If $\gamma : [0, 1] \rightarrow \tilde{X}^*$ is any noncritical path, then $h_\omega \circ \gamma$ maps $[0, 1]$ into a single apartment, and the vector distance which determines the location in this apartment is given by the integrals:*

$$\overrightarrow{d}_\omega (h_t(\gamma(0)), h_t(\gamma(1))) = (\alpha_1, \dots, \alpha_r).$$

This just follows from a fact about buildings: if x, y, z are three points with

$$\overrightarrow{d}(x, y) + \overrightarrow{d}(y, z) = \overrightarrow{d}(x, z)$$

then x, y, z are in a common apartment, with x and z in opposite chambers centered at y or equivalently, y in the Finsler convex hull of $\{x, z\}$.

Corollary 1.10. *Our map*

$$h_\omega : \tilde{X} \rightarrow \text{Cone}_\omega$$

is a harmonic ϕ -map in the sense of Gromov and Schoen. In other words, any point in the complement of a discrete set of points in \tilde{X} has a neighborhood which maps into a single apartment, and the map has differential $\text{Re}\phi$, in particular there is no “folding”.

This finishes what we can currently say about the general situation: we get a harmonic ϕ -map

$$h_\omega : \tilde{X} \rightarrow \text{Cone}_\omega$$

depending on choice of ultrafilter ω , with

$$\nu_{PQ}^\omega \leq \nu_{PQ},$$

and we can assume that equality holds for one pair P, Q . Also equality holds in the local case. We expect that one should be able to choose a single ω which works for all P, Q .

The next goal is to analyse harmonic ϕ -maps in terms of spectral networks.

The main observation is just to note that the reflection hyperplanes in the building, pull back to curves on \tilde{X} which are imaginary foliation curves, including therefore the spectral network curves.

Indeed, the reflection hyperplanes in an apartment have equations $x_{ij} = \text{const.}$ where $x_{ij} := x_i - x_j$, and these pull back to curves in \tilde{X} with equation $\text{Re}\phi_{ij} = 0$. This is the equation for the “spectral network curves” of Gaiotto-Moore-Neitzke.

1.4 The Berk-Nevins-Roberts example

In order to try to understand the role of the *collision* spectral network curves in terms of harmonic mappings to a building, we decided to look closely at a classical example: it was the original example of Berk-Nevins-Roberts [BNR82] which introduced the “collision phenomenon” special to the case of higher-rank WKB problems.

They seem to be setting $\hbar = 1$, a standard physicist’s move. If we undo that, we can say that they consider a family of differential equations with large parameter t , of the form

$$\left(\frac{1}{t^3} \frac{d^3}{dx^3} - \frac{3}{t} \frac{d}{dx} + x\right)f = 0.$$

When we use the companion matrix we obtain a Higgs field φ with spectral curve given by the equation

$$\Sigma : p^3 - 3p + x = 0$$

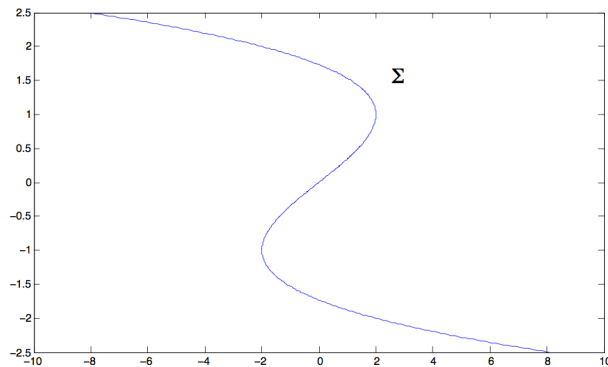


Figure 1: The real points of the BNR spectral cover

where $X = \mathbb{C}$ with variable x , and p is the variable in the cotangent direction. It is pictured in real variables in Figure 1.

The differentials ϕ_1, ϕ_2 and ϕ_3 are of the form $p_i dx$ for p_1, p_2, p_3 the three lifts of p as a function of x .

Notice that $\Sigma \rightarrow X$ has branch points

$$b_r = 2, \quad b_l = -2.$$

The imaginary spectral network is as in the accompanying picture (Figure 2), which is the same as in the Berk-Nevins-Roberts paper [BNR82].

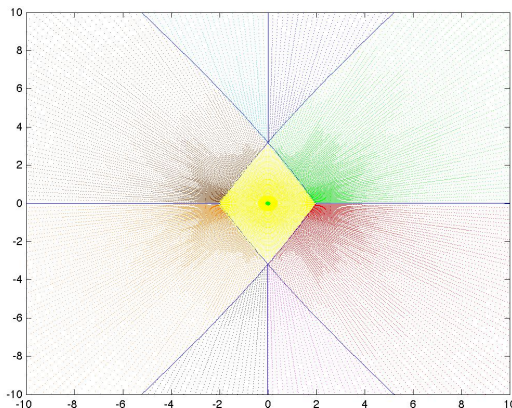


Figure 2: The BNR Spectral Network

Notice the following salient features:

- There are two collision points, which in fact lie on the same vertical collision line.
- The spectral network curves divide the plane into 10 regions:
- 4 regions on the outside to the right of the collision line;
- 4 regions on the outside to the left of the collision line;
- 2 regions in the square whose vertices are the singularities and the collisions; the two regions are separated by the interior part of the collision line.

The first and perhaps main step of the analysis is to say, using the local WKB approximation of Theorem 1.6 and Corollary 1.9, we can conclude:

Proposition 1.11. *Each region cut out by the spectral network is mapped into a single Weyl sector in a single apartment of the building Cone_ω .*

In particular, the interior square (containing in fact two regions) maps into a single apartment, with a fold line along the “caustic” joining the two singularities. The fact that the whole region goes into one apartment comes from an argument with the axioms of the building and special to the fold line.

These interior regions, which will be colored “yellow”, are somewhat special in the present discussion. They are the only ones which do not map surjectively onto their corresponding sectors. In this sense, they represent perhaps most closely the behavior which is necessarily to be expected for even higher rank $r \geq 4$, when the dimension of the building is strictly larger than the dimension of the Riemann surface.

However, for the moment, we make use of the fact that many pieces of the Riemann surface map surjectively onto their corresponding sectors, in order to understand this first example.

For proofs of statements such as the proposition, we found the paper of Bennett, Schwer and Struyve [BSS10] about axiom systems for buildings, based on Parreau’s paper [Par00b], to be very useful.

Another special property also holds in this example:

Lemma 1.12. *In this case, the two collision points map to the same point in the building.*

This is shown by making a contour integral and using the fact that the interior region goes into a single apartment.

Corollary 1.13. *The sectors in question all correspond to sectors in the building with a single vertex.*

In view of the picture of sectors starting from a single vertex, we can switch over from affine buildings to spherical buildings. An A_2 spherical building is just a graph, such that any two points have distance maximum 3, any two edges are contained in a hexagon, and there are no loops smaller than a hexagon.

Our situation corresponds to an octagon: the eight exterior sectors (see Figure 3). In this case, one can inductively construct a spherical building, by successively completing uniquely each path of length 4 to a hexagon. It corresponds to completing any adjacent sequence of 4 distinct sectors, to their convex hull which is an apartment of 6 sectors.

Lemma 1.14. *There is a universal A_2 spherical building \mathcal{B}^8 containing an octagon $G \subset \mathcal{B}^8$. For any other A_2 spherical building \mathcal{B} and map from an octagon $G \rightarrow \mathcal{B}$ it extends in a unique way to a map $\mathcal{B}^8 \rightarrow \mathcal{B}$.*

The universal \mathcal{B}^8 is constructed by successively completing any chain of four segments not contained in a hexagon, to a hexagon. In this process, one adds at most one pair of edges between any two vertices.

The two sectors which contain the images of the two interior “yellow” zones of X , correspond to the first two new segments which would be added. They complete both the upper and the lower sequences of four edges. These two new edges correspond to a pair of sectors which will contain the image of the yellow regions. After this, we obtain the following picture in spherical terminology corresponding to the following picture in the affine building: there are two apartments, corresponding to the upper and lower hexagons of the diagram, glued together along a pair of sectors into which the yellow regions map.

As we continue adding pairs of edges to the diagram to construct \mathcal{B}^8 , corresponding to adding pairs of sectors to the above picture, the main observation is that opposite edges in the octagon cannot go into a hexagon intersecting the octagon in 5 segments. Rather, they have to go to a twisted hexagon reversing directions. It is here that we see the collision phenomenon.

The inverse image of the apartment corresponding to this twisted hexagon, in X , is disconnected. Thus, if P, Q are points in the opposite sectors, then the distance in the building is not calculated by any integral of a single 1-form from P to Q . The 1-form has to jump when we cross a collision line. This is the collision phenomenon.

Our main result is as follows.

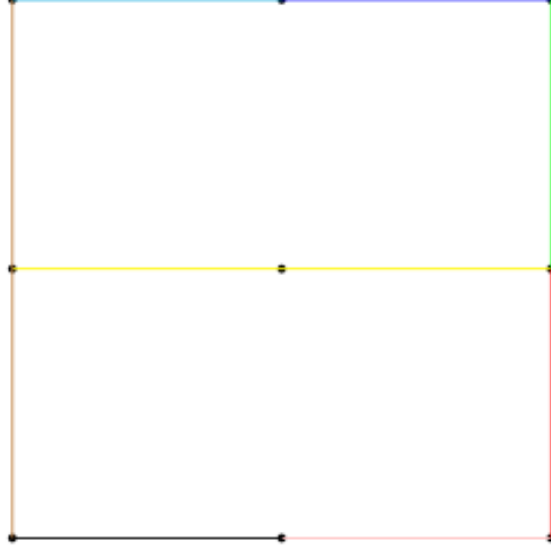


Figure 3: The Octagon in the link of the building

Theorem 1.15. *In the BNR example, there is a universal building \mathcal{B}^ϕ together with a harmonic ϕ -map*

$$h^\phi : X \rightarrow \mathcal{B}^\phi$$

such that for any other building \mathcal{B} and harmonic ϕ -map $X \rightarrow \mathcal{B}$ there is a unique factorization

$$X \rightarrow \mathcal{B}^\phi \xrightarrow{\psi} \mathcal{B}.$$

Furthermore, on the Finsler secant subset of the image of X , ψ is an isometry for any of the distances (this depends on the non-folding property of ψ). Hence, distances in \mathcal{B} between points in X are the same as the distances in \mathcal{B}^ϕ .

Applying gives:

Corollary 1.16. *In the BNR example, for any pair $P, Q \in X$, the WKB dilation exponent is calculated as the distance in the building \mathcal{B}^ϕ ,*

$$\vec{\nu}_{PQ} = \vec{d}_{\mathcal{B}^\phi}(h^\phi(P), h^\phi(Q)).$$

Indeed, for any P and Q there is an ultrafilter ω such that $\nu_{PQ}^\omega = \nu_{PQ}$. Applying the theorem to $\mathcal{B} = \text{Cone}_\omega$, and recalling that ν_{PQ}^ω is the distance in Cone_ω , we get that ν_{PQ} is the distance

between the images of P and Q in \mathcal{B}^ϕ . The same discussion holds for the vector distance and vector WKB exponent $\vec{\nu}_{PQ}$.

The isometry property is not always true. There exist examples, such as pullback connections, where we can see that the isometry property is certainly not true. However we conjecture that it should be true under some genericity hypotheses.

On the other hand, the universal property doesn't necessarily require having an isometry, and we make the following conjecture for the general case, together with an isometry statement under genericity hypotheses.

Conjecture 1.17. *For any spectral curve with multivalued differential ϕ , there is a universal harmonic ϕ -map to a “building” or building-like object \mathcal{B}^ϕ . Furthermore, if the spectral curve Σ is smooth and irreducible, and ∇_0 is generic, then*

$$\vec{\nu}_{PQ} = \vec{d}_{\mathcal{B}^\phi}(h^\phi(P), h^\phi(Q)).$$

It might be necessary to restrict to some kind of target object which is somewhat smaller than a building. In the example we treat here, some special largeness properties hold: many of the sectors in the building are images of regions in the Riemann surface. We don't yet know exactly what kind of building-like object we should look for as the universal \mathcal{B}^ϕ .

Our universal object should be thought of as the higher-rank analogue of the *space of leaves of a foliation* which shows up in the SL_2 case in classical Thurston theory. Notice that for the case of SL_2 , the universal tree exists: it is just the space of leaves of the foliation determined by the quadratic differential. Our goal in this project is to try to obtain a generalization of the “space of leaves” picture, to the higher-rank case. The present paper constitutes a first step in this direction.

It is hoped that this theory will later help with stability conditions on categories.

1.5 Organization, notation and conventions

This paper is organized as follows:

In § 2 we introduce the structures and constructions from metric geometry that play a central role in the paper. Buildings are defined in § 2.1, and their relationship to symmetric spaces via the asymptotic cone construction is explained in § 2.2. We also introduce the notion of a vector valued distance in § 2.3; this notion plays an important role in formulating the WKB problem in § 4.

In § 3.1, we explain how harmonic maps from a Riemann surface to a building are related to spectral and cameral covers of the Riemann surface. We formulate the notion of a harmonic ϕ -map here, and define the universal building \mathcal{B}^ϕ as a harmonic ϕ -map that is initial among all

harmonic ϕ -maps in a certain sense. § 3.2 collects together various useful propositions about the behavior of ϕ -maps, which play an important role in the WKB analysis of § 4, as well as in proving the universality of the building constructed in § 5. In § 3.3 we describe a way of constructing a “pre-building” from certain covers of the Riemann surface by “gluing in an apartment” for every element of the cover. This construction is used in § 5 to construct the universal building. Finally, we conclude this section in § 3.4 by formulating the conjecture relating spectral networks to the singularities of the universal building.

§ 4.1 is devoted to formulating precisely the main WKB problem that we consider, namely the problem of determining the asymptotic behavior of the Riemann-Hilbert correspondence. In § 4.2, we study this analyze this problem for short paths. In the final subsection § 4.3 we prove the main theorem relating WKB to buildings, which states that the WKB spectrum for the Riemann-Hilbert problem can be expressed as the distance in a building.

In § 5, we analyze the example of the spectral cover studied by Berk, Nevins and Roberts in their seminal paper on higher order Stokes phenomena. We prove that a universal building exists in this example, and computes the WKB spectrum. Furthermore, we prove the conjecture relating singularities of the universal building to spectral networks. We refer the reader to Outline 5.2 for a detailed description of the organization of § 5.

Finally we conclude this subsection by collecting together some notation and conventions that will be used in what follows:

- Harmonic maps to targets that are singular were introduced in [GS92]. We will make heavy use of the theory of harmonic maps from a Riemann surface to non-negatively curved metric spaces that are more general than those considered in [GS92]. When we speak of a harmonic map from a Riemann surface to a building, we will mean a harmonic map in the sense of [KS93].
- Unless otherwise stated, we will use the term building to mean affine \mathbb{R} -building. When we refer to spherical buildings, we will explicitly use the adjective “spherical”.
- We will typically use the symbols:
 - X for a Riemann surface
 - \tilde{X} for its universal cover
 - γ for a path in a Riemann surface or an arrow in a groupoid
 - \mathcal{B} for an affine building

- G for a complex semisimple Lie group, \mathfrak{g} for its Lie algebra
 - ϕ for a point in the Hitchin base, Σ_ϕ for the corresponding cameral cover, \mathfrak{t} for a Cartan subalgebra
 - Σ for a spectral cover
 - P, Q, \dots for points on a Riemann surface
 - x, y, \dots for points in a building
 - W_{aff} for an affine Weyl group, W_{lin} or W for its spherical part, unless specified otherwise
 - \mathcal{E} for a holomorphic vector bundle
 - T for the parallel transport operator (T stands for “transport”)
 - d for ordinary distance, and \vec{d} for vector valued distance
 - ν for the WKB exponent, and $\vec{\nu}$ for the WKB dilation spectrum
- Unless explicitly stated otherwise, the complex semisimple Lie group G occurring in the statements of theorems, propositions and lemmas will be assumed to be $\text{SL}_r \mathbb{C}$ for some r . This restriction does not apply to conjectures and definitions.
 - Unless explicitly stated otherwise, all affine buildings \mathcal{B} occurring in the statements of Theorems, Propositions and Lemmas (except in § 2) will have Weyl group $W_{\text{aff}} \simeq W \ltimes \mathbb{R}^{r-1}$ where W is the spherical Weyl group of type A_r . This restriction does not apply to definitions and conjectures.
 - In Section 5 we will in addition assume implicitly that $r = 2$ in the previous point.

Acknowledgements

The authors would like to thank D. Auroux, G. Daskalopoulos, A. Goncharov, F. Haiden, M. Kontsevich, C. Mese, A. Neitzke, T. Pantev, M. Ramachandran, R. Schoen and Y. Soibelman for several useful conversations related to the subject matter of this paper. The first, second, and third named authors were funded by NSF DMS 0854977 FRG, NSF DMS 0600800, NSF DMS 0652633 FRG, NSF DMS 0854977, NSF DMS 0901330, FWF P 24572 N25, by FWF P20778 and by an ERC Grant. The last named author’s research is supported in part by the Agence Nationale de la Recherche grants ANR-BLAN-08-1-309225 (SEDIGA) and ANR-09-BLAN-0151-02 (HODAG).

2 Metric Structures

This section collects together the basic notions from metric geometry that will be used in the sequel. It can be skipped or skimmed on a first reading, and referred back to when necessary.

2.1 Affine and spherical buildings

Buildings were introduced by Tits as a category of objects where every Lie group could be realized as an automorphism group. In the decades that followed, buildings have found numerous applications in various areas of mathematics, ranging from geometric group theory and metric geometry to representation theory and higher Teichmüller theory. The reader who is new to buildings will find a leisurely and informal survey in [Eve12]. The survey [Rou] treats the \mathbb{R} -buildings that will be used in this paper. For a more detailed discussion of buildings, the reader might consult the textbooks [Ron09] and [AB08].

The ubiquity of buildings in mathematics is reflected in the plethora of different axiomatizations of buildings, ranging from the purely combinatorial chamber systems of Tits, to the purely geometric axioms of Kleiner-Leeb [KL97]. The point of view that most directly makes contact with the theme of this paper is that a building is a metric space that is obtained by “gluing apartments”, with the “gluing maps” being given by elements of a reflection group. The apartments are either spheres or Euclidean spaces, and correspondingly there are two types of buildings – affine and spherical. The relevant notions will be recalled below, closely following the treatment in [Rou]. A comparison of various axiom systems can be found in [Par00a] and [BSS10].

Before discussing the formal definitions, the reader is invited to contemplate the following motivating examples:

Example 2.1. (*Flag complexes*). Let V be a vector space of dimension $n \in \mathbb{N}$ over a field \mathbb{F} . Let $W = \mathbb{S}_n$ be the symmetric group on n -letters, thought of as a Coxeter group with generating reflections given by the transpositions (ij) , with $j = i + 1$. Associated to V , there is a spherical building $\mathcal{B}(V)$ modelled on W , whose *chambers* are given by complete flags $0 = V_0 \subset V_1 \subset \dots \subset V_n = V$ in V . To any basis (e_1, \dots, e_n) of V , one can associate a flag in the obvious way by letting $V_i = \text{span}_{j \leq i} \{e_j\}$. The set $A_{\{e_1, \dots, e_n\}}$ of flags/chambers obtained in this way from the various permutations $(e_{\sigma(1)}, \dots, e_{\sigma(n)})$, $\sigma \in \mathbb{S}_n$ of some given basis (e_1, \dots, e_n) constitutes an *apartment* in $\mathcal{B}(V)$.

Let F_1 and F_2 be flags in a given apartment $A_{\{e_1, \dots, e_n\}}$ given by bases $(e_{\sigma(1)}, \dots, e_{\sigma(n)})$ and $(e_{\eta(1)}, \dots, e_{\eta(n)})$. Then the element $d(F_1, F_2) := \eta^{-1}\sigma$ gives a “combinatorial distance” from F_1 to

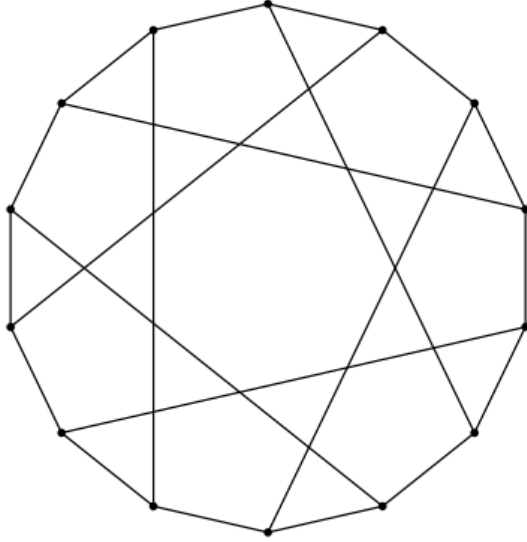


Figure 4: The spherical building of $\mathrm{SL}(3, \mathbb{F}_2)$

\mathbb{F}_2 (note that this notion of distance is not symmetric). The building axioms for $\mathcal{B}(V)$ can be understood, roughly, as saying that

1. given any two flags F and F' in $\mathcal{B}(V)$ there is an apartment $A_{\{e_1, \dots, e_n\}}$ containing them both.
2. The (combinatorial) distance between F and F' is independent of the apartment in which it is measured.

When \mathbb{F} is a finite field, there are only finitely many chambers in $\mathcal{B}(V)$. Figure 4 shows a picture of $\mathcal{B}(V)$ for V a 3-dimensional vector space over \mathbb{F}_2 . The chambers are the (interiors of) edges joining two vertices. The apartments are the embedded hexagons in the picture. Thus, each apartment consists of six chambers/flags. Observe that each apartment is topologically a sphere – the dimension of this sphere is the *rank* of the building (which is one in this case).

Example 2.2. (*Bruhat-Tits buildings*). In very crude terms, one may summarize the content of this example by saying that if one replaces the vector space in Example 2.1 by a vector bundle on a curve, one obtains an *affine building*. More precisely, let (\mathbb{K}, ν) be a discrete valuation ring with uniformizing parameter t , and let \mathcal{O} be the valuation ring. For instance, one may take $\mathbb{K} = \mathbb{F}((t))$ with the usual valuation. Let V be a vector space of finite dimension n over \mathbb{K} . Recall that a lattice $L \subseteq V$ is a free \mathcal{O} -submodule of rank n . The *Bruhat-Tits* building $\mathcal{B}(V, \mathbb{K})$ is an affine building

which can be constructed as the geometric realization of a simplicial object whose k -simplices are flags of lattices of the form $L_0 \subset L_1 \subset \dots \subset L_k \subset t^{-1}L_0$. As in the previous example, the apartments are given by fixing a basis for \mathbb{K} , and considering only those lattices “generated by the given basis”. For more details, the reader is referred to [AB08]. Figure 5 shows a picture of the case where $\mathbb{K} = \mathbb{Q}_2$, and V is a 3-dimensional vector space over \mathbb{K} (the tree extends to infinity in all directions - only a part of it is visible in the picture).

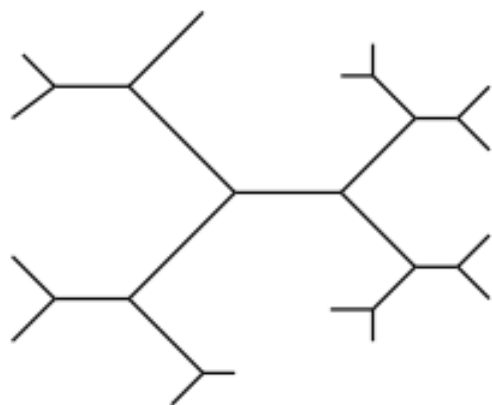


Figure 5: The Bruhat-Tits building of $SL(3, \mathbb{Q}_2)$

Example 2.3. (Trees). More generally, any tree \mathcal{T} is a rank 1 affine building. The apartments are embedded copies of the real line. In the case of an ordinary tree (as opposed to an \mathbb{R} -tree), the chambers are the connected open intervals in \mathcal{T} whose closure contains two vertices, as in Example 2.1.

In the case of \mathbb{R} -trees, the set of points where \mathcal{T} branches can become dense in the tree. Thus, the notion of an edge of the tree does not make sense in this setting. However, it turns out that one can still make sense of the notion of a chamber – a sort of “infinitesimal edge” – by introducing the notion of filters (see the definitions below).

The leaf space of a quadratic differential on a Riemann surface will in general be an \mathbb{R} -tree. This is one of the motivating examples of buildings from the point of view of (higher) Teichmüller theory, which is the point of view that inspired the current work.

Example 2.4. The asymptotic cone of a symmetric space of non-compact type is an affine building. This example, which is discussed at greater length in Section 2.2, will play an important role in the

WKB problem addressed in Section 4.

We now turn to the formal definition of a building, motivated by the examples above. At the first reading, the reader may want to keep in mind Example 2.1, and replace the word “facet” in the definition below by “chamber”. A good part of the remainder of this section will be devoted to explaining the precise meaning of the notion of an “apartment”, and the various other terms that are central to the following definition. Our treatment follows [Rou] very closely.

Definition 2.5. An *affine building* (resp. *spherical building*) is a triple $(\mathcal{B}, \mathcal{F}, \mathcal{A})$ consisting of (i) a set \mathcal{B} , (ii) a collection \mathcal{F} of filters on \mathcal{B} (called the *facets* of \mathcal{B}) and (iii) a collection \mathcal{A} of subsets A of \mathcal{B} called *apartments*, each endowed with a metric d_A , satisfying the following axioms:

- (B0) For $A \in \mathcal{A}$, let $\mathcal{F}_A := \{\sigma \in \mathcal{F} \mid A \in \sigma\}$ be the set of filters contained in A . Then for each apartment A , $((A, d_A), \mathcal{F}_A)$ is isomorphic to a Euclidean (resp. spherical) apartment.
- (B1) For any two facets F and F' in \mathcal{F} , there is an apartment A containing \overline{F} and $\overline{F'}$.
- (B2) For any two apartments A and A' , their intersection is a union of facets. For any two facets F, F' in $A \cap A'$, there exists an isometry of apartments $A \rightarrow A'$ that carries \mathcal{F}_A to $\mathcal{F}_{A'}$ and fixes \overline{F} and $\overline{F'}$ pointwise.

Remark 2.6. It follows from (B1) that any two points in a building \mathcal{B} are contained in a common apartment A . Furthermore, it follows immediately from (B2) that there is a well defined distance function d defined on \mathcal{B} which coincides with d_A on each apartment. The triangle inequality holds for d , although this is not quite as immediate (see e.g. [Rou]).

We now turn to the definition of apartments, and the various terms used in Definition 2.5. Let \mathbb{E} be a Euclidean space, i.e., a real vector space V together with a non-degenerate inner product $\langle -, - \rangle$. Let \mathbb{A} be an affine space over V , viewed as a metric space with the natural metric induced by \mathbb{E} . An *affine hyperplane* in \mathbb{A} is a codimension one affine subspace. A *reflection* of \mathbb{A} is an isometry $r : \mathbb{A} \rightarrow \mathbb{A}$ of order 2 whose fixed point set is an affine hyperplane H . Given a hyperplane H , there is a unique reflection r_H of \mathbb{A} whose fixed set is H .

The group $\text{Aff}(\mathbb{A})$ of affine transformations of \mathbb{A} is isomorphic to $V \rtimes \text{GL}(V)$. For any subgroup W_{aff} of $\text{Aff}(\mathbb{A})$, W_{lin} denotes its image in $\text{GL}(V)$. A subgroup W_{aff} of the group of affine isometries of \mathbb{A} is called an *affine reflection group* if it is generated by affine reflections, and W_{lin} is finite. The group W_{lin} acts naturally on the unit sphere $S(\mathbb{E}) := \{v \in \mathbb{E} \mid \langle v, v \rangle = 1\}$; we may identify W_{lin} with its image W_{sph} in the isometry group of $S(\mathbb{E})$. W_{aff} is a *linear reflection group* if it has a fixed point, in which case it can be identified with the subgroup W_{lin} of $\text{GL}(V)$.

Let W_{aff} be an affine reflection group, and let \mathcal{H} be the collection of affine hyperplanes H in \mathbb{A} with the property that there exists w in W_{aff} such that H is the fixed point set of W_{aff} . Denote by \mathcal{H}_{lin} the collection of vector subspaces U of V such that there exists $H \in \mathcal{H}$ such that $U = \{v - w | v, w \in H\}$. Denote by \mathcal{H}_{sph} the collection of subsets $C \subset S(\mathbb{E})$ such that there exists $H \in \mathcal{H}_{\text{lin}}$ such that $C = H \cap S(\mathbb{E})$. An *affine Coxeter complex* (resp. *spherical Coxeter complex*) is a pair $(\mathbb{A}, W_{\text{aff}})$ (resp. a sphere $S(\mathbb{E})$), and an affine reflection group W_{aff} (resp. linear reflection group $W_{\text{lin}} \simeq W_{\text{sph}}$) acting on \mathbb{A} (resp. $S(\mathbb{E})$). Coxeter complexes are the basic building blocks of buildings. An affine Coxeter complex $(\mathbb{A}, W_{\text{aff}})$ is completely determined by the corresponding set of hyperplanes \mathcal{H} ; a similar statement is true for a spherical Coxeter complex, with \mathcal{H} replaced by the corresponding set of “spherical hyperplanes” \mathcal{H}_{sph} introduced above.

Definition 2.7. Let W_{lin} be a linear reflection group acting on the Euclidean space \mathbb{E} . We identify W_{lin} with the spherical reflection group W_{sph} by restricting its action to the unit sphere. Let \mathcal{H}_{lin} and \mathcal{H}_{sph} be as defined in the paragraph above. Elements of \mathcal{H}_{lin} and \mathcal{H}_{sph} will be called *walls*. An *open half apartment* is a connected component of the complement of a wall. Define an equivalence relation on \mathbb{E} (resp. $S(\mathbb{E})$) by saying that $x \sim y$ iff the set of open half apartments and walls containing x coincides with the set of open half apartments and walls containing y .

1. A *vectorial facet* is an equivalence class for the equivalence relation \sim
2. The *support* of a facet is the intersection of walls containing it. The dimension of a facet is the dimension of its support as an abstract manifold.
3. A facet maximal with respect to inclusion is called a *Weyl chamber* (or just a *chamber* in the spherical case).
4. A *panel* is a facet whose support is of codimension 1 in \mathbb{E} (resp. $S(\mathbb{E})$).

Definition 2.8. Let $(\mathbb{A}, W_{\text{aff}})$ be an affine Coxeter complex, given by a set of reflection hyperplanes \mathcal{H} called *walls*.

- An *open half apartment* in \mathbb{A} is a connected component of the complement of a wall.
- A *sector* in \mathbb{A} is a subset of the form $x + \Delta$, where Δ is a Weyl chamber in $(\mathbb{E}, W_{\text{lin}})$. We say that such a sector is *based at* x

- A *germ* of Weyl sectors based at x is an equivalence class of Weyl sectors based at x for the following equivalence relation: S and S' are equivalent if $S \cap S'$ is a neighborhood of x in S (resp. S'). The germ of a Weyl sector S at x is denoted $\Delta_x S$.
- A *half-apartment* in \mathbb{A} is the closure of an open half apartment.
- An *enclosure* in \mathbb{A} is the intersection of a collection of half-apartments. The intersection of enclosures is an enclosure. If $Q \subset \mathbb{A}$ then the intersection of enclosures containing Q is called its hull, and denote $\text{hull}(Q)$. A subset Q is said to be *enclosed* or *Finsler convex* if it equals its hull.

Let $(\mathbb{A}, W_{\text{aff}})$ be an affine Coxeter complex, and let \mathcal{H} be the set of reflection hyperplanes in \mathbb{A} . The group W_{aff} is a semi-direct product $W_{\text{aff}} \simeq W_{\text{lin}} \rtimes T$ where T is a subgroup of the translation group of \mathbb{A} . We say that $(\mathbb{A}, W_{\text{aff}})$ is *discrete* if T is a discrete subgroup, otherwise we say that $(\mathbb{A}, W_{\text{aff}})$ is dense. If $(\mathbb{A}, W_{\text{aff}})$ is discrete, then $\mathbb{A}_{\mathcal{H}}^{\circ} := \mathbb{A} - \cup_{H \in \mathcal{H}} H$ is an open set. Its connected components are called *alcoves* or chambers. The closures of alcoves tile the affine space. In the discrete case, the structure of a building can be described completely in terms of these alcoves. However, when T is dense, the set $\mathbb{A}_{\mathcal{H}}^{\circ}$ is very badly behaved; in order to restore the notion of an alcove to its rightful place, we need to introduce the notion of a filter:

Definition 2.9. Let A be a set. A *filter* σ on a A is a collection of subsets of A satisfying the following conditions:

1. If P is in σ and $P \subseteq Q$ then Q is in σ
2. If P and Q are in σ , then so is $P \cap Q$.

For any subset $Z \subseteq A$, the collection $\sigma_Z = \{Y \subset A \mid Z \subseteq Y\}$ is a filter. A filter is *principal* if it is of the form $\sigma_{\{a\}}$ for some $a \in A$.

Example 2.10. Let X be a topological space, and $x \in X$. Then the collection N_x of subsets of X which contain a neighborhood of x is a filter on X , which is different from $\sigma_{\{x\}}$ in general. It is called the neighborhood filter of $\{x\}$.

Example 2.11. Let X be a set, and let $F := \{A \subset X \mid X - A \text{ is finite}\}$. Then F is a filter on X , called the Fréchet filter. Note that F is not contained in any principal filter.

The set of filters on a set A forms a sub-poset of the opposite of the lattice of subsets of the power set 2^A ordered by inclusion. One writes $\sigma \preceq \sigma'$ and says that σ is contained in σ' , if for

all $Z \in \sigma'$ we have $Z \in \sigma$. We will often implicitly identify a subset $Z \subset A$ with the filter σ_Z ; in particular, we will say that a filter σ is contained in a set Z if $\sigma \preceq \sigma_Z$, i.e., if $Z \in \sigma$. A subset $Z \subseteq A$ is the union of a family of filters $\{\sigma_\alpha\}_\alpha$ if each σ_α is contained in Z , and for each $x \in Z$ there exists α such that $\sigma_{\{x\}} \preceq \sigma_\alpha \preceq \sigma_Z$. Thus, for example, a subset of a topological space X is open if and only if it is the union of a family of neighborhood filters (see Example 2.10). The closure $\bar{\sigma}$ of a filter σ in a topological space X is the collection of subsets of X that contains the closure of a set in σ .

Definition 2.12. Let x be a point in a Coxeter complex \mathbb{A} modeled on a Euclidian space \mathbb{E} , and let F be a vectorial facet in \mathbb{E} (Definition 2.7). The *facet* $\sigma_{F,x}$ associated to (x, F) is defined by the following condition: Z belongs to $\sigma_{F,x}$ iff it contains a finite intersection of open half apartments and walls containing $U \cap (x + F)$ for some open neighborhood U of x in \mathbb{A} . Let $\mathcal{F}_{\mathbb{A},W} = \{\sigma_{F,x} | x \in \mathbb{A}, \text{ and } F \text{ is a vectorial facet}\}$. The pair $(\mathbb{A}, \mathcal{F}_{(\mathbb{A},W)})$ consisting of the metric space \mathbb{A} together with the collection of filters $\mathcal{F}_{(\mathbb{A},W)}$ is called the *Euclidean apartment* associated to (\mathbb{A}, W) . An abstract metric space A endowed with a collection of filters \mathcal{F} is called a Euclidean apartment if it is isomorphic to $(\mathbb{A}, \mathcal{F}_{(\mathbb{A},W)})$ for some affine Coxeter complex $(\mathbb{A}, W_{\text{aff}})$.

This concludes our discussion of the terminology involved in the definition of a building. Having introduced the objects that we will study, we now introduce the maps between them.

Definition 2.13. A *(generalized) chamber system* is a set X equipped with a family \mathcal{F} of filters on X . Let (X, \mathcal{F}) and (X', \mathcal{F}') be generalized chamber systems. A map of sets $f : X \rightarrow X'$ is a morphism of chambers systems if for each filter $\sigma \in \mathcal{F}$ we have that $f_*(\sigma) \in \mathcal{F}'$. Here $f_*(\sigma) := \{Q' \subset X' | f(Q) \subset Q' \text{ for some } Q \in \sigma\}$

Definition 2.14. A *pre-building* $(\mathcal{B}, \mathcal{F}, \mathcal{C})$ is a generalized chamber system $(\mathcal{B}, \mathcal{F})$ equipped with a collection \mathcal{C} of sub-chamber systems called cubicles, each cubicle $C \in \mathcal{C}$ being equipped with a metric d_C , satisfying the following condition: each cubicle (C, d_C) is isomorphic to an enclosure (see Definition 2.8) in an apartment \mathbb{A} (as a chamber system and as a metric space).

Definition 2.15. Let $(\mathcal{B}, \mathcal{F}, \mathcal{A})$ and $(\mathcal{B}', \mathcal{F}', \mathcal{A}')$ be pre-buildings. A morphism of generalized chamber systems $f : \mathcal{B} \rightarrow \mathcal{B}'$ is an *isometry of pre-buildings* if it restricts to a distance preserving map $f|_A : C \rightarrow C'$ for every cubicle C .

Suppose now that $(\mathcal{B}, \mathcal{F}, \mathcal{A})$ and $(\mathcal{B}', \mathcal{F}', \mathcal{A}')$ are buildings. Then f is

1. An *isometry of buildings* or *strong morphism of buildings* if it is an isometry of pre-buildings.

2. A *folding map* or *weak morphism of buildings* if it has the following property: for every apartment A in \mathcal{B} there exists a locally finite collection of hyperplanes \mathcal{H} such that f restricts to an isometry on the closure of each connected component of $A - \cup_{H \in \mathcal{H}} H$.

Finally, we close this section by collecting together some properties of affine buildings that will be very useful in later sections:

Proposition 2.16. *Let \mathcal{B} be an affine building with Weyl group W . Then the following hold:*

(CO) *Let S and S' be opposite sectors based at a common vertex. Then there is a unique apartment A such that $S \cup S' \subset A$.*

(SC) *Let S be a sector in \mathcal{B} , and let A_1 be an apartment. Suppose that $A \cap S$ is a panel in A_1 . Let H be a wall in A_1 that contains P . Then there exist apartments $A_2 \neq A_3$ such that $A_1 \cap A_j$ is a half-apartment and $H \cup S \subset A_j$ for $j = 2, 3$.*

(CG) *Let x be a vertex in an affine building \mathcal{B} , and let S and S' be sectors based at x . Then there is an apartment A in \mathcal{B} containing S and the germ $\Delta_x S'$.*

Proof. For the proof, we refer the reader to [BSS10], [Par00a]. □

For some of the arguments of this paper, it will be necessary to restrict ourselves to buildings with a “complete system of apartments”. As the following definition and the remark following it show, this is not a major restriction at all

Definition 2.17. Let $(\mathcal{B}, \mathcal{F}, \mathcal{A})$ be an affine building. We will say that $(\mathcal{B}, \mathcal{F}, \mathcal{A})$ is a building *with a complete system of apartments* if for any other system of apartments \mathcal{A}' with $\mathcal{A} \subset \mathcal{A}'$ we have $\mathcal{A} = \mathcal{A}'$.

Remark 2.18. It is easy to show (see [Par00a, Rou]) that any system of apartments \mathcal{A} is contained in a unique maximal one $\overline{\mathcal{A}}$. Thus, one does not lose much by restricting to buildings that have a complete system of apartments. Let $A \subset \mathcal{B}$ be a subset of a building $(\mathcal{B}, \mathcal{F}, \mathcal{A})$ with a complete system of apartments. Suppose that A is isometric to the standard apartment, and every bounded subset of A is contained in an apartment. Then $A \in \mathcal{A}$. In fact, this gives a characterization of buildings with complete systems of apartments. One can give a stronger characterization: a building has a complete system of apartments if and only if every geodesic is contained in a single apartment [Par00a].

2.2 Asymptotic cones of symmetric spaces are buildings

A locally symmetric space is a Riemannian manifold M whose Riemannian curvature tensor is covariantly constant. This is equivalent to requiring that for any $p \in M$, there is a self-isometry s_p of a neighborhood of p that fixes p , and whose derivative at p is the negative of the identity. We say that M is a symmetric space if s_p extends to a global isometry on M . A reference for the theory of symmetric spaces is [Hel01]; a short survey tailored to the needs of this paper is in [Mau09].

The connected component G of the identity in the isometry group of a Riemannian manifold M is a Lie group. Furthermore, M is a homogenous space for G ; if K denotes the isotropy group of a point $p \in M$, then we have a diffeomorphism $G/K \simeq M$.

The action of s_p induces an involution σ of G given by $\sigma(g) = s_p g s_p$, and an involution $\text{Ad}(s)$ of the Lie algebra \mathfrak{g} of G . The decomposition of $\mathfrak{g} \simeq \mathfrak{t} + \mathfrak{p}$ into $+1$ and -1 eigenspaces for the action of $\text{Ad}(s)$ is called the Cartan decomposition of \mathfrak{g} .

If the restriction of the Killing form to the -1 eigenspace \mathfrak{p} is negative definite, then the symmetric space is of non-compact type. Symmetric spaces of non-compact type have negative sectional curvature, and, like affine buildings, are $\text{CAT}(0)$ spaces. As we are about to see, the relationship between affine buildings and symmetric spaces runs deeper than that. But first we pause to give an example:

Example 2.19. The symmetric space $M = \text{SL}_r \mathbb{C} / \text{SU}_r$ is a symmetric space of non-compact type. It can be identified with the space of hermitian metrics on the vector space \mathbb{C}^r . The corresponding Cartan decomposition is $\mathfrak{sl}_r \mathbb{C} \simeq \mathfrak{su}_r + \mathfrak{h}$, where \mathfrak{h} is the set of $r \times r$ Hermitian matrices. The exponential map gives a diffeomorphism $\exp : \mathfrak{h} \rightarrow X$.

Recall that a Riemannian submanifold $N \subset M$ is *totally geodesic* if it is locally convex as a metric subspace. This is equivalent to requiring that any geodesic starting in N and with initial direction in T_N stays in N . It is also equivalent to requiring that the Levi-Civita connection on M restricts to the Levi-Civita connection on N .

Definition 2.20. Let M be a symmetric space of non-compact type. A totally geodesic submanifold $N \subset M$ is called a *k-flat* if it is isometric to \mathbb{R}^k with its standard Riemannian metric. An *apartment* in M is a flat that is maximal with respect to inclusion.

Remark 2.21. Under the exponential map $\exp : \mathfrak{h} \rightarrow M$ of Example 2.19, apartments $A \subset M$ correspond to maximal abelian subalgebras $\mathfrak{a} \subset \mathfrak{h}$

A symmetric space of non-compact type, endowed with its set of apartments, enjoys a weak form of the axioms of an affine building. Compare the following with Definition 2.5:

Proposition 2.22 ([Mau09]). *Let M be a Riemannian symmetric space. Then the set \mathcal{A} of apartments in M satisfies the following axioms:*

- (b1) *For any two points p and q in M , there is an apartment containing p and q .*
- (b2) *For any two apartments A and A' , their intersection is a closed convex set of both. Furthermore, there is an isometry $A \rightarrow A'$ fixing $A \cap A'$.*

This similarity between the behavior of the apartments in symmetric spaces and buildings suggests a deep relationship between the two. This is indeed the case, as is made manifest by the following beautiful theorem of Kleiner and Leeb:

Theorem 2.23 (Kleiner-Leeb, [KL97]). *Fix an ultrafilter ω on \mathbb{N} . Let M be a non-empty symmetric space of non-compact type. Then for any sequence $p = \{p_n\}_{n \in \mathbb{N}}$ of base-points in M , and any family of scale factors $\mu = \{\mu_n\}_{n \in \mathbb{N}}$, the asymptotic cone $\text{Cone}_\omega(M, p, \mu)$ is a thick affine building with a complete system of apartments. Furthermore, if the Coxeter complex associated to M is $(\mathbb{A}, W_{\text{aff}})$, then $\text{Cone}_\omega(M, p, \mu)$ is modelled on $(\mathbb{A}, W_{\text{aff}})$.*

Remark 2.24. The reader who consults [KL97] will not find the term “complete system of apartments” there. The reason is that Kleiner and Leeb use a different axiomatization of buildings from the one given in Definition 2.5. Parreau ([Par00a]) has shown that a building in the sense of Kleiner and Leeb is precisely the same thing as a building in the sense of Definition 2.5 with a complete set of apartments.

In the remainder of this subsection, we will briefly outline the notion of asymptotic cones. Our treatment will be superficial, the primary purpose being to fix notation. For a detailed discussion of this circle of ideas, the reader is referred to [Gro07, Gro81].

Loosely speaking, the asymptotic cone of a metric space (X, d) is what one obtains by “looking at X from infinity”, ignoring all of its fine-grained local structure. For a convex subset $X \subset \mathbb{R}^n$ with the induced metric, it is fairly straightforward to make this idea precise. Let $p \in X$, and consider the family of subsets $X_t := (1/t)X = \{q \in \mathbb{R}^n \mid t(q - p) \in X\}$ for $t \in \mathbb{R}$. For $t_1 \leq t_2$ we have $X_{t_2} \subset X_{t_1}$, so this is a nested family of subsets of \mathbb{R}^n . The asymptotic cone of X with respect to p is defined to be the intersection $\text{Cone}(X, p) = \bigcap_t X_t$.

Example 2.25. Let $f : \mathbb{R} \rightarrow \mathbb{R}$ be the function given by $f(x) = \exp(-1/x^2)$ for $x \leq 0$, and $f(x) = 0$ for $x \geq 0$. Let $X := \{(x, y) \in \mathbb{R}^2 \mid y \geq f(x)\}$, and let $p = (0, 0)$. Then the asymptotic cone $\text{Cone}(X, p)$ is the right upper quadrant $\{(x, y) \mid x \geq 0, y \geq 0\}$. Note that the tangent cone at p is the entire upper half-plane.

When (X, d) is not a convex subset of \mathbb{R}^n , the sequence of metric spaces $(X, (1/n)d)$, $n \in \mathbb{N}$, cannot in general be realized as a nested sequence of subsets of some metric space. However, it is still possible, roughly speaking, to define the asymptotic cone as certain limit of this sequence in the “metric space of all of metric spaces”. The relevant notion of distance between metric spaces is the Gromov-Hausdorff distance. Before considering the precise definition, we give one more example:

Example 2.26. Consider the lattice \mathbb{Z}^2 with generators given by the standard basis vectors, and viewed as a metric space with the word metric. That is, $d((m, n), (m', n')) = |m - m'| + |n - n'|$. It can be viewed as a subspace of the metric space $(\mathbb{R}^2, d_{\text{Cone}})$ with the metric $d_{\text{Cone}}((x, y), (x', y')) = |x - x'| + |y - y'|$. Then the asymptotic cone of (\mathbb{Z}^2, d) with respect to any base-point is $(\mathbb{R}^2, d_{\text{Cone}})$. Intuitively, as we rescale the metric on \mathbb{Z}^2 , the points on the lattice get closer together in the plane, until eventually they fill out the entire plane.

In order to define the asymptotic cone in general, one needs to take Gromov-Hausdorff limits of sequences of metric spaces that do not always converge. The natural thing to do is to pass to a convergent subsequence. The reader might profitably think of an ultrafilter as a black-box that picks out such a convergent subsequence for us. Serendepitously, we have already introduced the notion of a filter in the previous subsection, so we can define ultrafilters with minimal work:

Definition 2.27. (*Ultrafilters and ultralimits*). An *ultrafilter* σ on a set A is a filter on A that is maximal with respect to inclusion. Let ω be a *non-principal ultrafilter* on a set A , i.e., an ultrafilter that is not principal (see Definition 2.9 for the notion of a principal filter). Then we say that a family of points $\{x_a\}_{a \in A}$ in a topological space X has ω -limit x , and write $\lim_{\omega} x_a = x$ if for each neighborhood U of x , the set $\{a \in A \mid x_a \in U\}$ belongs to ω .

The typical examples of interest will be $A = \mathbb{N}$, and $A = \mathbb{R}$. By Zorn’s lemma, there exist ultrafilters on any set A . Furthermore, there exists a maximal filter containing the Frechét filter on any set (Example 2.11) — such a filter is necessarily a non-principal ultrafilter. We summarize some of the basic facts that we will need in the form of a proposition, and refer the reader to [Com77, Lei13] for a more thorough discussion of ultrafilters:

Proposition 2.28. *Let ω be a non-principal ultrafilter on \mathbb{N} . Let (X, d) be a metric space, and let $\{x_n\}_{n \in \mathbb{N}}$ be a sequence in X . Then we have the following:*

1. *If $\{x_n\}_{n \in \mathbb{N}}$ is a bounded sequence in X , then it has an ω -limit in X .*
2. *If $\{x_n\}$ is a convergent sequence (in the ordinary sense) then $\lim_{\omega} x_n$ exists, and we have $\lim_{\omega} x_n = \lim_{n \rightarrow \infty} x_n$.*

Let $\tilde{\omega}$ be a non-principal ultrafilter on \mathbb{R} and let $f : \mathbb{R} \rightarrow X$ be a bounded map. Then

3. $\lim_{\omega} f \leq \limsup_{t \rightarrow \infty} f(t)$.

4. If $\lim_{t \rightarrow \infty} f(t)$ exists, then we have $\lim_{t \rightarrow \infty} f(t) = \lim_{\omega} f = \limsup_{t \rightarrow \infty} f(t)$.

A family of scale factors $\{\mu_n\}_{n \in \mathbb{N}}$ (resp. $\{\mu_t\}_{t \in \mathbb{R}}$) is a sequence (resp. family) of positive real numbers such that $\mu_n \rightarrow \infty$ as $n \rightarrow \infty$ (resp. $\mu_t \rightarrow \infty$ as $t \rightarrow \infty$).

Definition 2.29. Let (X, d) be a metric space, let $\{p_n\}$ be a sequence of points in X and let $\{\mu_n\}_{n \in \mathbb{N}}$ be a family of scale factors. Fix a non-principal ultrafilter ω on \mathbb{N} . The asymptotic cone $\text{Cone}_{\omega} := \text{Cone}_{\omega}(X, \{p_n\}, \{\mu_n\})$ is the metric space associated to the pre-metric space Cone'_{ω} :

- the points of Cone'_{ω} are sequences $\{x_n\}$ in X such that $(1/n)d(x_n, p_n)$ is bounded.
- The distance is given by:

$$d_{\text{Cone}_{\omega}}(\{x_n\}, \{y_n\}) = \lim_{\omega} \frac{1}{n} d(x_n, y_n)$$

Suppose that (X, d) is a symmetric space of non-compact type. Let d_n denote the metric $(1/n)d$. Suppose that for each n we have a totally geodesic embedding $f_n : \mathbb{A} \rightarrow X$ sending 0 to p_n . Here \mathbb{A} is an apartment whose rank equals the rank of the symmetric space. Then we have an induced map $[f] : \mathbb{A} \rightarrow \text{Cone}_{\omega}(X, p, \mu)$, $[f](a) = \{f_n(a)\}$. These maps define the apartments in Cone_{ω} in Theorem 2.23.

2.3 Refined distance functions

Let $M = G/K$ be a symmetric space. If M is of rank 1, then the length is a complete invariant of a geodesic segment, upto the action of G . However, in the case of higher rank symmetric spaces, a more refined invariant is needed to distinguish geodesic segments.

Let $(\mathbb{A}, W_{\text{aff}})$ be a Coxeter complex, with \mathbb{A} modelled on a Euclidean vector space \mathbb{E} . Let W_{sph} be the spherical part of W_{aff} . The subtraction map $\mathbb{A} \times \mathbb{A} \rightarrow \mathbb{E}$ descends to a natural map:

$$\mathbb{A} \times \mathbb{A} \rightarrow (\mathbb{A} \times \mathbb{A})/W_{\text{aff}} \rightarrow \mathbb{E}/W_{\text{sph}}$$

$\mathbb{E}/W_{\text{sph}}$ can be identified with a fundamental domain for the action of W_{sph} on \mathbb{E} : so we get a distance function $\vec{d} : \mathbb{A} \times \mathbb{A} \rightarrow \vec{\mathcal{C}}$ with values in the fundamental Weyl chamber.

Definition 2.30. Let X be a symmetric space or an affine building, and let x, y be points in X . In light of the definition of buildings (Definition 2.5) and the properties of apartments in symmetric spaces (Proposition 2.22), we know that there exists an apartment $A \subset X$ such that $x, y \in A$. Define the *vector valued distance* $\vec{d}(x, y)$ to be the vector valued distance computed in this apartment A . It follows from Def 2.5 and Prop 2.22 that this distance is independent of the apartment it is computed in.

When $M = G/K$ is a symmetric space, the vector valued distance has a familiar algebraic interpretation: it is the Cartan projection. Recall that there is the Cartan decomposition $G = KA^+K$. The Cartan projection is just the natural map $\log : A^+ \rightarrow \bar{\mathfrak{C}}$ (see e.g. [Hel01]). There is a special case of great interest to us in this paper, where this has an even more elementary interpretation:

Example 2.31. Let $M = \mathrm{SL}_r \mathbb{C} / \mathrm{SU}_r$. Then the Cartan decomposition is just the singular value decomposition of a complex matrix: every $T \in \mathrm{SL}_r \mathbb{C}$ can be written $T = UDV$, where U and V are unitary, and D is diagonal with real entries. If A, B are two elements of M and $A = TB$, then $\vec{d}(A, B)$ is the vector of logarithms of the diagonal entries of D .

The following proposition says that the vector distance is well-behaved under passage to the asymptotic cone. It will play an important role in Section 4.

Proposition 2.32 (Parreau, [Par12]). *Let M be a Riemannian symmetric space of non-compact type, and let \vec{d} denote its vector distance function. Let Cone_ω denote the affine building obtained from M by passing to the asymptotic cone with respect to some family of base-points and scale factors, and an ultrafilter ω on \mathbb{N} . Let $[x_n]$ and $[y_n]$ be two points in Cone_ω , represented by sequences $\{x_n\}$ and $\{y_n\}$ in M . Then we have*

$$\vec{d}_{\mathrm{Cone}_\omega}([x_n], [y_n]) = \lim_{\omega} \vec{d}(x_n, y_n)$$

3 Spectral Covers and Buildings

The asymptotics of the differential equations studied in this paper are controlled by a multi-valued holomorphic 1-form associated to the differential equation. The Riemann surface of this 1-form is called the spectral curve, and defines a ramified cover (the spectral cover) of the space on which the differential equation is defined.

3.1 The universal building

The purpose of this subsection is to (i) recall the construction of a spectral cover starting from a harmonic map to a building, and (ii) formulate the notion of a universal buildings associated to a spectral cover (Definition 3.9) and formulate a conjecture regarding its existence (Conjecture 3.12).

Let φ be a regular semisimple endomorphism of a complex vector space V of dimension n . One can alternatively describe φ in terms of its spectral data: a family $\{L_1, \dots, L_n\}$ of lines (the eigenlines of φ) in V , each line L_i being decorated with a complex number λ_i (the corresponding eigenvalue). The notion of a spectral cover (see e.g. [Don95, Sim92, BNR89]) is obtained by allowing the endomorphism to vary in a family $\{\varphi_x\}_{x \in X}$ where X is a complex manifold, and allowing the endomorphisms to take values in some ‘‘coefficient object’’ K . Much of what we say in this subsection makes sense for varieties of arbitrary dimension, arbitrary reductive groups G , and very general coefficient objects K . For the sake of simplicity and clarity, we restrict our exposition to the case where X is of dimension 1, $G = \mathrm{SL}_r \mathbb{C}$ and K is a line bundle, leaving the obvious generalizations to the reader.

Definition 3.1. Let K be a holomorphic line bundle on a smooth complex algebraic curve X .

1. A K -valued spectral cover ϕ of X is the data of a finite ramified cover $\pi : \Sigma \rightarrow X$ together with a morphism $i : \Sigma \hookrightarrow \mathrm{tot}(K)$ realizing Σ as a closed subscheme of the total space $\mathrm{tot}(K)$.
2. A K -valued Higgs coherent sheaf on X is a coherent sheaf \mathcal{E} on X together with a section φ of the sheaf $\underline{\mathrm{End}} \mathcal{E} \otimes K$ satisfying the condition $\varphi \wedge \varphi = 0$.

When K is not specified, it is to be understood that $K = \omega_X$, the holomorphic cotangent bundle of X . A spectral cover ϕ is *smooth* if Σ is a smooth. We will denote by $p : \mathrm{tot}(T_X^\vee) \rightarrow X$ the natural projection, and by λ the restriction to Σ of the tautological (Liouville) section $\alpha \in H^0(\mathrm{tot}(T_X^\vee), p^*(T_X^\vee))$.

A spectral cover ϕ can be thought of as a ‘‘multi-valued 1-form’’ on X . We may suggestively write ‘‘ $\phi = \{\phi_1, \dots, \phi_r\}$ ’’, where r is the degree of $\pi : \Sigma \rightarrow X$, to emphasize this point of view. Just as one associates to a linear operator on a vector space its eigenvalue spectrum, one can associate to a Higgs field φ a multi-valued 1-form which plays the role of the eigenvalue spectrum. More, precisely to a K -valued Higgs bundle (\mathcal{E}, φ) , one can associate its characteristic polynomial $\mathrm{char} \varphi := \det(s \mathrm{id} - \varphi) = \lambda^r + a_1 s^{r-1} + \dots + a_r$. The coefficient a_k of this polynomial is a section of the line bundle $K^{\otimes k}$. Note that if (\mathcal{E}, φ) is an SL_r -Higgs bundle, then the sum the eigenforms is zero: $a_1 = 0$. The zeroes of the characteristic polynomial define a multi-valued holomorphic 1-form

$\phi = \{\phi_1, \dots, \phi_r\}$, which is the *spectral cover associated to the Higgs field* φ . More precisely, we have the following:

Definition 3.2. Let (\mathcal{E}, φ) be a K -valued rank r Higgs bundle on a smooth complex algebraic curve X . Let $\lambda \in H^0(\text{tot}(K), \pi^*K)$ be the tautological section.

1. The *characteristic polynomial* of (\mathcal{E}, φ) is the section $\text{char } \varphi \in H^0(\text{tot}(K), \pi^*K^{\otimes r})$ defined by the following condition: for any local section s of π^*K^\vee , we have $(\text{char } \varphi, s^{\otimes r}) = \det(\text{id}_{\pi^*\mathcal{E}} \otimes s - \pi^*\varphi \otimes s)$ as functions on $\text{tot}(K)$. Here $(-, -)$ is the natural pairing between K and K^\vee .
2. The *spectral cover associated to the Higgs field* (\mathcal{E}, φ) is the subscheme of $\text{tot}(K)$ defined as the zero locus $Z(\text{char } \varphi)$ of the characteristic polynomial.

Throughout the rest of this section, we let G be the semisimple complex algebraic group $\text{SL}_r\mathbb{C}$, and let W denote its Weyl group, which is the symmetric group on r -letters. Fix a Cartan subalgebra $\mathfrak{t} \subset \mathfrak{g} = \mathfrak{sl}_r$. We will restrict ourselves to a discussion of G -Higgs bundles. We have seen that to a G -Higgs bundle one can associate a point in the vector space $\oplus_{i=2}^r H^0(X, K^{\otimes i})$; this vector space is called the *Hitchin base* and the map is called *Hitchin map*.

The adjoint action of G on \mathfrak{g} restricts to an action of W on \mathfrak{t} . According to Chevalley's theorem, $\mathbb{C}[\mathfrak{t}]^W$ is a polynomial algebra $\mathbb{C}[\sigma_2, \dots, \sigma_r]$ on $r-1$ generators, and is naturally isomorphic to $\mathbb{C}[\mathfrak{g}]^G$. This is true for any semisimple lie group of rank $r-1$; in our case, $G = \text{SL}_r$, and this is just Newton's theorem on symmetric functions, and the polynomials σ_i are the symmetric polynomials. More precisely if we identify \mathfrak{t} with the subset $\{\sum_{i=1}^r x_i = 0\}$ in \mathbb{C}^r with coordinates (x_1, \dots, x_r) , then $\sigma_k = \sum x_{i_1} \dots x_{i_k}$.

The σ_i 's give a well-defined map of spaces over X , $\sigma := (\sigma_2, \dots, \sigma_r) : \text{tot}(K \otimes \mathfrak{t}) \rightarrow \text{tot}(\oplus_{i=2}^r K^{\otimes i})$, realizing the target as the quotient of the total space of the vector bundle $K \otimes \mathfrak{t}$ by the action of the Weyl group. This immediately leads to the following

Definition 3.3. Let X be a smooth complex algebraic curve, K a line bundle on X , and let $\phi \in \oplus_{i=2}^r H^0(X, K^{\otimes i})$ be a point in the corresponding Hitchin base. The *cameral cover* associated to ϕ is the cover $\pi_\phi : \Sigma_\phi \rightarrow X$ defined by the following pullback square:

$$\begin{array}{ccc} \Sigma_\phi & \xrightarrow{\tilde{\phi}} & \text{tot}(K \otimes \mathfrak{t}) \\ \pi_\phi \downarrow & & \downarrow \sigma \\ X & \xrightarrow{\phi} & \text{tot}(\oplus_{i=2}^r K^{\otimes i}) \end{array}$$

The *tautological section* on the cameral cover is the section $\tilde{\phi} \in H^0(\Sigma_\phi, \pi_\phi^*(K \otimes \mathfrak{t}))$ defined by the commutative diagram above. If we fix a linear coordinate system (x_1, \dots, x_r) on \mathfrak{t} as above, then we may identify $\tilde{\phi}$ with a sequence of r differential forms $\tilde{\phi} = (\tilde{\phi}_1, \dots, \tilde{\phi}_r)$ such that $\sum_{i=1}^r \tilde{\phi}_i = 0$.

Remark 3.4. The cameral cover Σ_ϕ is generically a W -Galois cover of X : its function field is a W -Galois extension of the function field of X . If the point ϕ in the Hitchin base is associated to a spectral cover Σ , then the function field of Σ_ϕ is the Galois closure of the function field of Σ (as extensions of the function field of X).

We have seen that to any Higgs bundle (\mathcal{E}, φ) on X one can associate a point ϕ in the Hitchin base which parametrizes cameral covers of X . Now we will describe another mathematical object that produces a point ϕ in the Hitchin base — namely, a $\pi_1(X, x)$ equivariant harmonic map $h : \tilde{X} \rightarrow \mathcal{B}$ from the universal cover of X to an affine building. This construction was first described in [Kat95].

Definition 3.5. Let \mathcal{B} be a rank $r - 1$ affine building with Weyl group $W_{\text{aff}} \simeq W \times T$ where T is a subgroup of the group of the group of translations of \mathbb{R}^r , and let $\{f : \mathbb{A} \rightarrow \mathcal{B}\}_{f \in \mathcal{A}}$ be an atlas for \mathcal{B} . A differential k -form η on an open subset $U \subset \mathcal{B}$ is a collection $\{\eta_f\}_{f \in \mathcal{A}}$ of differential k -forms on $f^{-1}(U) \subset \mathbb{A} \simeq \mathbb{R}^{r-1}$ such that $(g^{-1} \circ f)^* \eta_g = \eta_f$ on $f^{-1}(g(\mathbb{A}) \cap U)$. Denote by $T_{\mathcal{B}}^\vee$ the sheaf of \mathbb{R} -vector spaces on \mathcal{B} whose sections over an open set U are the differential 1-forms, and by $T_{\mathcal{B}, \mathbb{C}}^\vee$ its complexification.

Let $\{x_1, \dots, x_r\}$ be linear coordinate functions on \mathbb{A} whose zero loci give the reflection hyperplanes for the action of the Weyl group W . Let dx_1, \dots, dx_r denote the differentials of the coordinate functions x_i , viewed as sections of the complexified tangent bundle of \mathbb{A} . As above, let $(\sigma_2, \dots, \sigma_r)$ be generators for the polynomial algebra $\mathbb{C}[\mathfrak{t}]^W$ (the symmetric polynomials). Then, for each $2 \leq k \leq r$, $\sigma_k(dx_1, \dots, dx_r)$ is invariant under the action of the affine Weyl group, and therefore the “local differentials” $\{\sigma_k(dx_1, \dots, dx_r)\}_{f \in \mathcal{A}}$ define a section $\xi_k \in H^0(\mathcal{B}, \text{Sym}^k(T_{\mathcal{B}, \mathbb{C}}^\vee))$.

Now let X be a Riemannian manifold, and suppose that we are given a map $h : X \rightarrow \mathcal{B}$. Recall that a point $x \in X$ is *h-regular* if there is a neighborhood U of x in X such that $h(U)$ is contained in a single apartment A . Let $X_{\text{reg}} \subset X$ denote the set of *h-regular* points. Then for any complex differential form η on \mathcal{B} , there is a well-defined pullback $h^*\eta$ which is a section of the complexified cotangent bundle of X . To define the pullback, let $\{U_\alpha\}_\alpha$ be an open cover of X_{reg} , such that for every α , there exists a chart $f_\alpha : \mathbb{A} \rightarrow \mathcal{B}$ with $h(U) \subset f_\alpha(\mathbb{A})$. Then $h^*\eta$ is uniquely determined by the requirement that $(h^*\eta)|_{U_\alpha} = (f_\alpha^{-1} \circ h)^*(\eta|_{f_\alpha})$ for all α .

Lemma 3.6. *Let X be a smooth complex algebraic curve, and suppose that $h : X \rightarrow \mathcal{B}$ is a harmonic map to a building. Let ξ_k be the harmonic symmetric tensor on \mathcal{B} given locally by*

$\xi_k = \sigma_k(dx_1, \dots, dx_r)$ (see the previous paragraph), where $\sigma_1, \dots, \sigma_r$ are the standard symmetric polynomials. Then there is a unique holomorphic section $\phi_k \in H^0(X, \omega_X^{\otimes k})$ that restricts to $h^*(\xi_k)$ on X_{reg} .

Proof. We will just sketch the idea of the proof; for the details, the reader is referred to [Kat95]. Since h is a harmonic map, the complexified pullbacks $h^*(dx_i)$ are locally defined harmonic 1-forms on X_{reg} whose $(1,0)$ parts are holomorphic. Thus, $h^*(\xi_k)$ is a holomorphic sections of $\text{Sym}^k(\Omega_X^1)$. Since the singularities of a harmonic map are in codimension 2, these holomorphic sections extend to all of X . \square

Definition 3.7. Let X be a smooth complex algebraic curve, and let $\phi = (\phi_2, \dots, \phi_r) \in \bigoplus_{i=2}^r H^0(X, \omega_X^{\otimes i})$ be a point in the $\text{SL}_r\mathbb{C}$ Hitchin base. Let \mathcal{B} be an affine building with Weyl group $W_{\mathbb{A}} \simeq W \times T$ where W is the Weyl group of $\text{SL}_r\mathbb{C}$, and T is a group of translations. A $\pi_1(X, x)$ -equivariant harmonic map $h : \tilde{X} \rightarrow \mathcal{B}$ is a *harmonic ϕ -map* if $\pi^*\phi_k$ coincides with $h^*\xi_k$ on X_{reg} for all k .

Thus far, we have seen two constructions of cameral covers. The first is the cameral cover associated to a Higgs bundle. The second is the one just described, which associates a cameral cover to a harmonic map to a building. One of the main ideas of this paper is to pass from a (family of) Higgs bundles to a harmonic map taking values in a building by “reversing” the second construction. It is easy to see that there can be many harmonic maps with the same underlying cameral cover; we might hope to associate a harmonic map to a cameral cover by picking out one that is minimal in some sense. First we need a preliminary definition:

Definition 3.8. Let X be a Riemann surface, let $(\mathcal{B}, \mathcal{F}, \mathcal{A})$ be a building, and $h : X \rightarrow \mathcal{B}$ be a map. The image of h , written $\text{im}(h)$ is the pre-building $\cup_{A \in \mathcal{A}} \text{hull}(A \cap h(X))$ with the natural pre-building structure induced from \mathcal{B} .

Definition 3.9. Let the notation be as in Definition 3.7. A map $h^\phi : \tilde{X} \rightarrow \mathcal{B}^\phi$ is a *universal harmonic ϕ -map* if it is a harmonic ϕ -map and enjoys the follows property: given any building \mathcal{B} with a complete system of apartments (and with the same vectorial Weyl group), and a harmonic ϕ -map $h : \tilde{X} \rightarrow \mathcal{B}$

1. there exists a folding map of buildings (see Definition 2.15) $\psi : \mathcal{B}^\phi \rightarrow \mathcal{B}$ such that the following diagram commutes:

$$\begin{array}{ccc} \tilde{X} & \xrightarrow{h^\phi} & \mathcal{B}^\phi \\ & \searrow h & \downarrow \psi \\ & & \mathcal{B} \end{array}$$

2. If $\psi' : \mathcal{B}^\phi \rightarrow \mathcal{B}$ is another morphism such that $\psi \circ h^\phi = h$, then $\psi|_{\text{im}(h)} = \psi'|_{\text{im}(h)}$.

Remark 3.10. When $r = 2$, points in the Hitchin base are given by quadratic differentials ϕ on X . The leaf space of the induced foliation on \tilde{X} is an \mathbb{R} -tree T^ϕ . It is easy to see that in this case the natural quotient map $h^\phi : \tilde{X} \rightarrow T^\phi$ is the universal harmonic ϕ -map.

Remark 3.11. If the cameral cover is totally decomposed, then the universal building is just a single apartment. In the neighborhood of a simple branch point (see Figure 6), the universal building is the product of a trivalent vertex with an apartment of one dimensional lower.

We can now formulate one of the main conjectures of this paper:

Conjecture 3.12. *Let X be a Riemann surface, and let ϕ be a smooth spectral cover of X . Then there exists a universal ϕ -map $h^\phi : \tilde{X} \rightarrow \mathcal{B}^\phi$.*

The remark above shows that the conjecture is true in the rank 1 case (i.e., when $r = 2$). Some evidence supporting the conjecture when $r \geq 3$ will be presented in Section 5, where an example of universal building in the rank 2 case is constructed.

3.2 Some properties of ϕ -maps

In order to understand the behavior of ϕ -maps, it is useful to develop criteria for when a given region Ω is carried into a single apartment by a ϕ -map. In this subsection, we develop such a criterion (Proposition 3.18 and Corollary 3.19) which will be used heavily in Section 5. The notion of a *non-critical path* is the key ingredient in what follows.

Definition 3.13. Let X be a Riemann surface and let $\phi = (\phi_2, \dots, \phi_r) \in \bigoplus_{k=2}^r H^0(X, \omega_X^{\otimes k})$. Let $\gamma : [0, 1] \rightarrow X$ be a smooth path, and let $a_k : [0, 1] \rightarrow \mathbb{C}$ be the function $a_k(t) = (\gamma^*(\phi_k), \partial_t^{\circ k})$. Then we say that γ is a *ϕ -non-critical path* if the real parts of the roots of the polynomial $\sum_k a_k(t)z^k$ are distinct for every $t \in [0, 1]$.

Remark 3.14. Let $\pi : \Sigma \rightarrow X$ be the spectral cover defined by ϕ . We can think of π as a multi-valued differential form $\{\lambda_1, \dots, \lambda_r\}$ on X . Then asking that γ be non-critical is equivalent to requiring the real 1-forms $\text{Re } \gamma^* \lambda_1, \dots, \text{Re } \gamma^* \lambda_r$ to be distinct. We may re-order them, and assume without loss of generality that $(\text{Re } \gamma^* \lambda_1, \partial_t) > \dots > (\text{Re } \gamma^* \lambda_r, \partial_t)$.

Lemma 3.15. *Let X be a Riemann surface, and let $\phi \in \bigoplus_{k=2}^r H^0(X, \omega_X^{\otimes k})$. Let $h : X \rightarrow \mathcal{B}$ be a harmonic ϕ -map, and let $X_{\text{reg}} \subset X$ denote the locus where h is regular. Let γ be a non-critical path in X_{reg} , and let $s \in (0, 1)$. Then there exist $\epsilon > 0$, and sectors S^+ and S^- in \mathcal{B} based at $x := h(\gamma(s))$ such that*

1. The germs $\Delta_x S^+$ and $\Delta_x S^-$ are opposed.
2. $h(\gamma((s - \epsilon, s])) \subset S^-$ and $h(\gamma([s, s + \epsilon))) \subset S^+$.

Proof. Since $\gamma(s)$ is a regular point, there exists a neighborhood U of $\gamma(s)$, a chart $f : \mathbb{A} \rightarrow \mathcal{B}$ (where \mathbb{A} is the standard apartment on which \mathcal{B} is modelled), and a commutative diagram

$$\begin{array}{ccc} U & \xrightarrow{\tilde{h}} & \mathbb{A} \\ \downarrow & & \downarrow f \\ X & \xrightarrow{h} & \mathcal{B} \end{array}$$

with \tilde{h} a differentiable map, and $f(a) = x$ for some $a \in \mathbb{A}$. Let (x_1, \dots, x_r) be the standard coordinates on the apartment \mathbb{A} , and let $\{\lambda_1, \dots, \lambda_r\}$ be the roots of the characteristic polynomial defined by ϕ . Since h is a ϕ -map, we may choose f (precomposing with an element of the vectorial Weyl group if necessary) such that $\tilde{h}^*(dx_i) = \operatorname{Re} \lambda_i$. By continuity, there exists an $\epsilon > 0$ such that $\gamma(J) \subset U$ where $J := (s - \epsilon, s + \epsilon)$.

Let \mathbb{E} be the Euclidean space on which \mathbb{A} is modelled. For any $y \in \mathbb{A}$, we can identify the tangent space $T_y \mathbb{A}$ with \mathbb{E} . Let \mathcal{H}_{lin} be the set of reflection hyperplanes in \mathbb{E} for the vectorial part of the Weyl group of \mathcal{B} . Identifying \mathbb{E} with \mathbb{A} via the map $v \mapsto a + v$, we may think of the x_i as coordinates on \mathbb{E} . With respect to these coordinates, \mathcal{H} is the set of hyperplanes $\{\operatorname{Re}(x_i - x_j) = 0\}$.

The condition that $\gamma|_J$ is ϕ -non-critical is equivalent to the condition that, for all $t \in J$, $(\tilde{h} \circ \gamma)_*(\partial_t) \notin H$ for any $H \in \mathcal{H}_{\text{lin}}$. Since J is connected and ψ is continuous, this implies that $\psi(J)$ is contained in a single Weyl chamber in \mathfrak{C} in \mathbb{E} , i.e., in a single connected component of $\mathbb{E} - \cup_{H \in \mathcal{H}_{\text{lin}}} H$. Let $\mathfrak{C}^{\text{op}} = \{v \mid -v \in \mathfrak{C}\}$ be the opposite chamber. We have the corresponding sectors based at a : $S^+ := a + \mathfrak{C}$ and $S^- = a + \mathfrak{C}^{\text{op}}$.

Let $f_i = x_i \circ \tilde{h} \circ \gamma : J \rightarrow \mathbb{R}$. Then the conclusion of the previous paragraph says that, after re-ordering coordinates if necessary, we may assume that $f'_1(t) > \dots > f'_r(t)$, where f'_i is the derivative of f_i . From the formula

$$f_i(t) = x_i(a) + \int_s^t f'_i(t) dt$$

we see that $(\tilde{h} \circ \gamma)(t) \in S^+$ (resp. $(\tilde{h} \circ \gamma)(t) \in S^-$) for all $t \in [s, s + \epsilon)$ (resp. $t \in (s - \epsilon, s]$). \square

In the course of proving Lemma 3.15 we actually proved the following statement:

Lemma 3.16. *Let X, ϕ be as in Lemma 3.15. Let $J \subset \mathbb{R}$ be an interval (open, closed or half-open), and let $\gamma : J \rightarrow X_{\text{reg}}$ be a non-critical path. Suppose that there is an apartment $A \subset \mathcal{B}$ such that $\gamma(J) \subset A$. Let $s \in J$, $x = h(\gamma(s))$, and let $J^- = \{t \in J \mid t \leq s\}$, and $J^+ = \{t \in J \mid t \geq s\}$. Then*

1. *There are a pair of opposite sectors S^+, S^- in A such that $\gamma(J^-) \subset S^-,$ and $\gamma(J^+) \subset S^+.$*
2. *For any $t_0 \in J^-$ and $t_1 \in J^+$ we have*

$$\vec{d}(y, z) = \vec{d}(y, x) + \vec{d}(x, z)$$

where $y = h(\gamma(t_0))$ and $z = h(\gamma(t_1))$. That is, x is in the Finsler convex hull of y and z .

Proof. Only the second statement needs proof. It follows from first statement. Let \mathfrak{C}' be the Weyl chamber in \mathbb{E} that contains $z - x$. Since S^+ and S^- are opposed, we have that $x - y \in \mathfrak{C}'$. It follows that $(z - y) = (z - x) + (x - y) \in \mathfrak{C}'$. Let w be the element of the spherical Weyl group that carries \mathfrak{C}' to the fundamental Weyl chamber \mathfrak{C} . Then, by definition of the vector distance, we have $\vec{d}(x, z) = w(z - x)$, $\vec{d}(y, x) = w(x - y)$ and $\vec{d}(y, z) = w(y - z)$. Since $w(z - y) = w(z - x) + w(x - y)$, the claim follows. \square

We can deduce a sort of partial converse to Lemma 3.15.

Lemma 3.17. *Let X, ϕ be as in Lemma 3.15. Let $J \subset \mathbb{R}$ be an interval (open, closed or half-open), and let $\gamma : J \rightarrow X_{\text{reg}}$ be a non-critical path. Let $s \in J$, and let $J^- = \{t \in J \mid t \leq s\}$, and $J^+ = \{t \in J \mid t \geq s\}$. Suppose that there exist sectors S^- and S^+ based at $x := h(\gamma(s))$ such that $h(\gamma(J^-)) \subset S^-$ and $h(\gamma(J^+)) \subset S^+$. Then the germs $\Delta_x S^-$ and $\Delta_x S^+$ are opposed.*

Proof. According to Proposition 2.16, there exists an apartment $A \subset \mathcal{B}$ containing S^+ and the germ $\Delta_x S^-$. Let S_A^- be the sector in A whose germ at x is $\Delta_x S^-$. Then, by definition of germs, $S_A^- \cap S^-$ is an open neighborhood of x in S^- . It follows that there exists $\epsilon > 0$ such that $h(\gamma(s - \epsilon, s]) \subset S_A^-$. By Lemma 3.16, S_A^- and S^+ must be opposite sectors in A . Since $\Delta_x S_A^- = \Delta_x S^-$, it follows that $\Delta_x S^-$ and $\Delta_x S^+$ are opposed. \square

We can now prove the main proposition of this section:

Proposition 3.18. *Let X be a Riemann surface, and let $\phi \in \bigoplus_{k=2}^r H^0(X, \omega_X^{\otimes k})$. Let $h : X \rightarrow \mathcal{B}$ be a harmonic ϕ -map, and let $X_{\text{reg}} \subset X$ denote the locus where h is regular. Let $I = [0, 1]$, and let $\gamma : I \rightarrow X_{\text{reg}}$ be a non-critical path. Then there exists an apartment $A \subset \mathcal{B}$ such that $\text{im}(h \circ \gamma) \subset A$.*

Proof. Define a subset $K := \{t \in I \mid \text{there exists an apartment } A \subset \mathcal{B} \text{ such that } h(\gamma([0, t])) \subset A\} \subset I$. We must prove that $K = I$. First, note that $K \neq \emptyset$: there exists an apartment containing the point $h(\gamma(0))$, by the axiom (B2) for buildings, so we have $0 \in K$. Furthermore, note that if $t \in K$, and $s \leq t$, then $s \in K$. We conclude that K is a non-empty interval. Let $t_0 = \sup K$, and let $Q := \gamma(t_0)$. We must prove that $t_0 = 1$. We will do so by contradiction. So assume that $t_0 < 1$.

Since $\gamma(I) \subset X_{\text{reg}}$, there is a neighborhood U_Q of Q and an apartment $A_Q \subset \mathcal{B}$ such that $h(U_Q) \subset A_Q$. Passing to a smaller open set if necessary, we may assume that $U_Q \cap \gamma(I) = \gamma(J)$ for some interval J containing t_0 .

Since $t_0 = \sup K$, and J is an open neighborhood of t_0 , there exists $t_1 \in J \cap K$. Let $P = \gamma(t_1)$. By definition of K , there exists an apartment $A_P \subset \mathcal{B}$ such that $h(\gamma([0, t_1])) \subset A_P$. Applying Lemma 3.16, we conclude that there is a sector S_P^- in A_P based at $x := h(P)$ such that $h(\gamma[0, t_1]) \subset S_P^-$.

Since $h(\gamma(J)) \subset A_Q$, we can apply Lemma 3.16 again to conclude that there exist opposed sectors S_Q^+ and S_Q^- in A_Q such that $h(\gamma(J^-)) \subset S_Q^-$ and $h(\gamma(J^+)) \subset S_Q^+$. Here $J^+ = \{t \in J \mid t \geq t_1\}$ and $J^- = \{t \in J \mid t \leq t_1\}$. Note that the sectors S_Q^+ and S_Q^- are based at $x := h(P)$.

From Lemma 3.17, it follows that the germs $\Delta_x S_P^-$ and $\Delta_x S_Q^+$ are opposed. Property (CO) (Proposition 2.16) of buildings states that there is a unique apartment containing a pair of opposed sectors in a building. Let A be the unique apartment in \mathcal{B} containing S_P^- and S_Q^+ .

Since J^+ contains an open neighborhood of t_0 in $[0, 1]$, and $t_0 < 1$, there exists $t_2 > t_1$ such that $t_2 \in J^+$, and hence there exists $t_2 > t_0$ such that $h(\gamma([t_1, t_2])) \subset S_Q^+$. Since $h(\gamma([0, t_1])) \subset S_P^-$, and $h(\gamma([t_1, t_2])) \subset S_Q^+$, we have that $h(\gamma([0, t_2])) \subset A$. Hence, $t_2 \in K$. But $t_2 > t_0 := \sup K$ by construction, so we have a contradiction. \square

Corollary 3.19. *Let X , ϕ and h be as in the statement of the proposition. Let P and Q be points in X_{reg} , and \mathcal{P}_{PQ} be the set of ϕ -non-critical paths in X_{reg} starting at P and ending at Q . Let $\Omega_{PQ} := \cup_{\gamma \in \mathcal{P}_{PQ}} \text{im } \gamma$ be the union of the images of elements of \mathcal{P}_{PQ} . Then $h(\Omega_{PQ})$ is contained in the Finsler convex hull $[h(P), h(Q)]_{\text{Fins}}$ of $h(P)$ and $h(Q)$. In particular, there exists an apartment containing $h(\Omega_{PQ})$.*

Proof. Let $R \in \Omega_{PQ}$. By definition of Ω_{PQ} , there exists a ϕ -non-critical path γ starting at P and ending at Q such that $R = \gamma(s)$ for some $s \in I$. By the proposition, there is an apartment A such that $h(\gamma(I)) \subset A$. So we can apply Lemma 3.16 to conclude that $h(R) \in [h(P), h(Q)]_{\text{Fins}}$. We know that $[h(P), h(Q)]_{\text{Fins}}$ is contained in the intersection of all apartments that contain both $h(P)$ and $h(Q)$. Since this is a non-empty intersection by the axiom (B1) for buildings, the proof is complete. \square

Lemma 3.20. *Let $h : X \rightarrow \mathcal{B}$ be a harmonic ϕ -map, and let $X_{\text{reg}} \subset X$ be the set of points at which h is regular. Let Z denote the ramification divisor of the spectral cover defined by ϕ . Then for any $R \in X - Z$ there exists a pair of points P, Q , and two paths γ and γ' such that*

1. γ and γ' start at P and end at Q .
2. $\gamma^{-1} \circ \gamma'$ bounds a region D containing R that is topologically isomorphic to a disc.
3. γ and γ' are ϕ -non-critical and contained in X_{reg} .

Proof. First of all, note that the singular set $X - X_{\text{reg}}$ is given by the zeroes of the Hopf differential (see e.g. [DW07]). Since the Hopf differential on a Riemann surface is holomorphic, the singular set is discrete.

Now let $R \in X - Z$. Since R is not a ramification point, there exists a neighborhood U of R on which we can write $\phi = (\phi_1, \dots, \phi_r)$. Let \mathcal{F}_{ij} be the foliation on U defined by $\text{Re}(\phi_i - \phi_j) = 0$. Then we can find a short curve $\gamma_0 : [-1, 1] \rightarrow X$ that is everywhere transversal to each \mathcal{F}_{ij} , and such that $\gamma_0(0) = R$. (E.g., take any vector v in T_RX that is not in any of the foliations. Fix a Riemannian metric on X . Then there is an $\epsilon > 0$ such that for $|t| < \epsilon$ the path $t \mapsto \exp(tv)$ has the required property.)

Now let $P = \gamma_0(-1)$ and $Q = \gamma_0(1)$. Let \mathcal{X} be a vector field along $\gamma_0(I)$ that is everywhere normal to $d\gamma(\partial_t)$. Then for $\epsilon > 0$ small enough the paths $\gamma(t) = \exp_{\gamma_0(t)}(\epsilon\mathcal{X}(\gamma_0(t)))$ and $\gamma'(t) = \exp_{\gamma_0(t)}(-\epsilon\mathcal{X}(\gamma_0(t)))$ are non-critical, and satisfy the requirements 1., 2. and 3.. (Here we have used the fact that the singularities are discrete). \square

Remark 3.21. The proof of the previous lemma relied on having control over the behavior of the singular set of the harmonic map. In our case, the proof is considerably simplified by the fact that the source is a Riemann surface. However, strong restrictions on the singular sets of harmonic maps hold in much greater generality. See, for example, [Sun03] for the case of harmonic maps from Riemannian manifolds to \mathbb{R} -trees.

Lemma 3.22. *Let $h : X \rightarrow \mathcal{B}$ be a harmonic map from a Riemann surface X to an affine building. Let $D \subset X$ be a closed disc in X , and A be an apartment in \mathcal{B} . Suppose that $h(\partial D) \subset A$. Then $h(D) \subset A$.*

Proof. Consider the function $f : \mathcal{B} \rightarrow \mathbb{R}$ which associates to a point X its distance from the apartment A . i.e., $f(x) = d(x, A)$. Since \mathcal{B} is a non-positively curved space, and A is a convex subset, the function f is convex. Since h is harmonic, and f is convex, $f \circ h$ is a subharmonic

function on X (see [FW01] for a proof in the tree case). It vanishes on ∂D , since $h(\partial D) \subset A$. It follows that f vanishes on D , i.e., that $h(D) \subset A$. □

Proposition 3.23. *Let $h : X \rightarrow \mathcal{B}$ be a harmonic ϕ -map, and let $X_{\text{reg}} \subset X$ be the set of points at which h is regular. Let Z denote the ramification divisor of the spectral cover defined by ϕ . Then $X - Z \subset X_{\text{reg}}$.*

Proof. Let $R \in X - Z$. Then by Lemma 3.20, there is a disc D containing R such that $\partial D = \gamma^{-1} \circ \gamma'$, where $\gamma, \gamma' : I \rightarrow X_{\text{reg}}$ are ϕ -non-critical paths. Applying Corollary 3.19, we see that there is an apartment A in \mathcal{B} such that $h(\partial D) \subset A$. Applying Lemma 3.22, we conclude that $h(D) \subset A$. This completes the proof. □

3.3 A gluing construction

Remark 3.11 suggests an approach to constructing the universal building: since we know the universal building for simple building blocks from which the Riemann surface is glued together, we might try to produce the universal building by gluing together the universal buildings for each of these pieces. The construction we are about to describe is motivated by this idea, and will be used to in Section 5 (and specifically in §5.1) as a step in the construction of universal building in a particular example. Since the construction itself is of much wider applicability, we decided to include it here. The input for this construction is an open cover that is “adapted” to a fixed cameral cover ϕ of the curve X . The output is a pre-building, which should be the image $\text{im}(h^\phi)$ (Definition 3.8) of X in the universal ϕ -building \mathcal{B}^ϕ .

Definition 3.24. Let $\pi_\phi : \Sigma_\phi \rightarrow X$ be a cameral cover of a smooth algebraic curve over \mathbb{C} with Weyl group \mathbb{S}_r . A subset $U \subset X$ is ϕ -adapted if it is simply-connected and if Σ_ϕ decomposes over U , i.e.,

$$\Sigma_\phi \times_U X \simeq W \times U$$

where W is the Weyl group. A locally finite cover $\{U_\alpha\}_\alpha$ of X is ϕ -adapted if all pair-wise intersections of elements of the cover are ϕ -adapted, and the interiors of the U_α cover the complement of the ramification locus of ϕ .

On the cameral cover, we have a well defined section $\tilde{\phi} \in H^0(\Sigma_\phi, \mathfrak{t} \otimes \Omega_{\Sigma_\phi}^1)$, which we may think

of as a sequence of forms $\tilde{\phi} = (\tilde{\phi}_1, \dots, \tilde{\phi}_r)$. For any $P \in \Sigma_\phi$ the map

$$Q \mapsto \int_P^Q \tilde{\phi}$$

is only well defined upto periods. However, if $U \subset X$ is ϕ -adapted, then for each $P \in U$ we have a well defined map $\theta_P : \pi_\phi^{-1}(U) \rightarrow \mathbb{C}^r$ given by

$$Q \mapsto \int_\gamma \tilde{\phi}$$

where $\gamma : I \rightarrow \Sigma_\phi$ is a path (automatically unique upto homotopy) with $\pi(\gamma(0)) = P$ and $\gamma(1) = Q$. Let $\psi_P = \text{Re}(\theta_P)$. Since $\sum_i \tilde{\phi}_i = 0$, we have that ψ_P factors through the subset $\mathbb{A} \subset \mathbb{R}^r$ defined by $\mathbb{A} = \{(x_1, \dots, x_r) \mid \sum_i x_i = 0\}$. We equip \mathbb{A} with the structure of an apartment for the affine Weyl group $W \ltimes \mathbb{R}^r$, where W is the Weyl group of $\text{SL}_r \mathbb{C}$.

Construction 3.25. Let $\pi_\phi : \Sigma_\phi \rightarrow X$ be a cameral cover of a smooth algebraic curve over \mathbb{C} . Let \mathfrak{U}_ϕ denote the category whose objects are ϕ -adapted sets in X , and morphisms are inclusions. We are going to define a functor \mathcal{T} on \mathfrak{U}_ϕ taking values in the category of generalized chamber systems. On objects, \mathcal{T} is defined by the formula

$$\mathcal{T}(U) \simeq \left(\coprod_{P \in \pi_\phi^{-1}(U)} \{P\} \times \text{hull} \psi_P(U) \right) / \sim$$

where \sim is given by two types of relations:

1. $(P, v) \sim (wP, w^{-1}v)$ for all v , and for all $P \in \pi_\phi^{-1}(U)$, and all $w \in W$.
2. $(P, v) = (Q, \psi_{\pi_\phi(P)}(Q) + v)$ whenever P and Q are in the same connected component of $\pi_\phi^{-1}(U)$.

If $U \hookrightarrow V$ is an inclusion, then there is an induced inclusion $\pi_\phi^{-1}(U) \hookrightarrow \pi_\phi^{-1}(V)$, which in turn induces a map $\mathcal{T}(U) \hookrightarrow \mathcal{T}(V)$ in the obvious way. It is easy to see that this is a map of chamber systems. We extend \mathcal{F} to a functor on disjoint unions of elements of \mathfrak{U}_ϕ by requiring that it preserve coproducts.

Now suppose that $\mathcal{U} = \{U_\alpha\}_\alpha$ is an ϕ -adapted open cover of X . Then we can define a pre-building $(\mathcal{B}_{\text{pre}}^\phi, \mathcal{F}, \mathcal{C})(\mathcal{U})$ associated to this open cover in the following way. As a chamber system, $\mathcal{B}_{\text{pre}}^\phi$ is the coequalizer of the natural diagram:

$$\mathcal{T}(U \times_X U) \rightrightarrows \mathcal{T}(U)$$

The cubicles in $\mathcal{B}_{\text{pre}}^\phi$ are given by the images of the sets $\{P\} \times \text{hull}(f_P(U))$ under the natural projection $\mathcal{T}(U) \rightarrow \mathcal{B}$.

This construction relied, of course, on the following lemma:

Lemma 3.26. *The forgetful functor from the category of generalized chamber systems to the category of sets creates all small colimits.*

Proof. The proof is almost identical to the proof that the forgetful functor from topological spaces to sets creates small colimits. We leave the details to the reader. \square

The key proposition of this section is the following:

Proposition 3.27. *Let X be a Riemann surface, $\phi \in \bigoplus_{i=2}^r H^0(X, \omega_X^{\otimes i})$ be a point in the $\text{SL}_r \mathbb{C}$ Hitchin base, and $h : X \rightarrow \mathcal{B}$ be a harmonic ϕ -map to a building \mathcal{B} . Let $\{U_\alpha\}$ be a ϕ -adapted cover of X , and suppose that for each α there exists an apartment A_α such that $h(U_\alpha) \subset A_\alpha$. Then there exists a unique isometry of pre-buildings that makes the following diagram commute:*

$$\begin{array}{ccc} X & \longrightarrow & \mathcal{B}_{\text{pre}}^\phi(\mathcal{U}) \\ & \searrow h & \downarrow \\ & & \mathcal{B} \end{array}$$

Proof. Let U_α^o denote the interior of U_α . Let $f : \mathbb{A} \rightarrow A_\alpha$ be a chart. Then, since h is a ϕ -map, and U_α^o does not intersect the ramification locus, on U_α^o we have $d(f^{-1} \circ h) = (\phi_1, \dots, \phi_r)$, where “ $\phi = \{\phi_1, \dots, \phi_r\}$ ”. More precisely, there exists a section s of Σ_ϕ over U_α^o such that for any $P \in U_\alpha^o$ we have $d(f^{-1} \circ h) = d(\psi_P \circ s)$.

Now suppose that we are given a section s and a point $x \in U_\alpha^o$. Integrating both sides of $d(f^{-1} \circ h) = d(\psi_P \circ s)$, we see that there is a unique chart $f : \mathbb{A} \rightarrow A_\alpha$ such that the following diagram commutes:

$$\begin{array}{ccc} \pi_\phi^{-1}(U_\alpha^o) & \xrightarrow{\psi_P} & \mathbb{A} \\ \uparrow s & & \uparrow f^{-1} \\ U_\alpha^o & \xrightarrow{h} & A \end{array}$$

Thus we have an injective map associating to a pair (s, P) the corresponding chart $f = f_{(s, P)}$. The map $f_{(s, P)} : \text{im}(\psi_P(U_\alpha^o)) \rightarrow A$ extends naturally to a map on $\text{hull}(\psi_P(U_\alpha^o))$.

This correspondence is compatible with the action of the affine Weyl group. More precisely, for any w in the spherical Weyl group, and any pair of points P, Q in U_α^o , we have that $f_{(ws, Q)}^{-1} \circ f_{(s, P)}$ is given by the action of the element $(w, \psi_{ws(P)}(Q)) \in W \times \mathbb{R}^{r-1}$. It follows that the collection of maps

$$f_{(s, P)} : \text{hull}(\psi_P(U_\alpha^o)) \rightarrow A$$

descend to a map

$$\mathcal{T}(U_\alpha) \hookrightarrow A \hookrightarrow \mathcal{B}$$

Note that this map is just the inclusion of an enclosure into the apartment. Furthermore, it is clear from the construction that the maps $\mathcal{T}(U_\alpha) \rightarrow \mathcal{B}$ coequalize the two morphisms

$$\mathcal{T}(U \times_X U) \rightrightarrows \mathcal{T}(U)$$

where $U = \coprod U_\alpha$. The proposition follows. □

3.4 Spectral networks from the universal building

Spectral networks, which were introduced in [GMN13a], are certain decorated graphs drawn on a Riemann surface that encode part of the geometry of a spectral cover. The goal of this subsection is to remind the reader about the notion of spectral networks, and to formulate Conjecture 3.29, which relates the spectral network of a spectral cover ϕ to the singularities of the universal ϕ -building.

Assume that the spectral cover Σ is smooth and let $P \in X$.

Definition 3.28. We say that $P \in X$ supports an open BPS-state of phase θ if there exist lifts $P_0 \neq P_1$ of P to Σ and a path $\gamma : [0, 1] \rightarrow \Sigma$ such that:

- $\gamma(0) = P_0, \gamma(1) = P_1$
- $\int_\gamma \lambda \in e^{i\theta} \mathbb{R}_+$
- $\pi_{\phi*}(\partial_{\gamma(1)}) = -\pi_{\phi*}(\partial_{\gamma(0)})$
- $\langle \lambda(\gamma(1)), \partial_{\gamma(1)} \rangle + \langle \lambda(\gamma(0)), \partial_{\gamma(0)} \rangle \in e^{i\theta} \mathbb{R}_+$

The *spectral network of phase θ* , W_θ , is the union of all $P \in C$ such that P supports an open BPS-state of phase θ .

Let P be a branch point of $\Sigma \rightarrow X$. Then the spectral network near P looks as in Figure 6: for every angle θ there are three rays starting at the branch point, because of the $\mathbb{Z}/2$ monodromy of λ around a branch point.

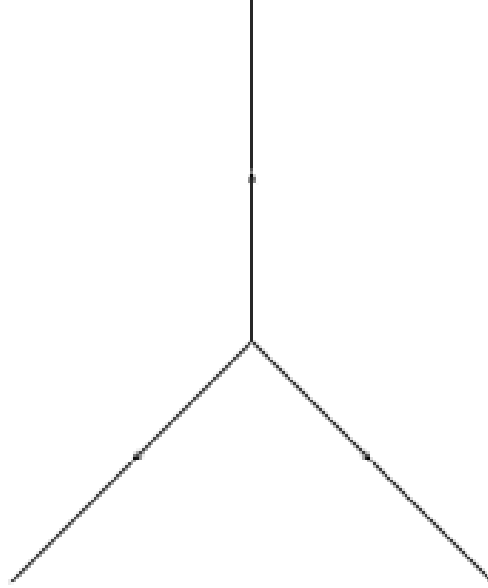


Figure 6: Spectral Network near a branch point

The spectral network curves emerging from different branch points $P_{1,2} \in X$ may intersect. Let $s_{1,2}$ be spectral network lines starting at $P_{1,2}$ with label (ij) and (jk) respectively. Here i, j and k are labels for the sheets of the spectral cover. Assume that s_1 and s_2 intersect at a point Q , as in Figure 7. In this situation there is a *collision line* s_3 starting at Q : integrate along the green line in Figure 7

Conjecture 3.29. *Let X be a Riemann surface, and let ϕ be a spectral cover. Let \mathcal{W} be the spectral network associated to ϕ . Then the support of $\tilde{\mathcal{W}}$ coincides with the inverse image of the singular set of \mathcal{B}^ϕ under the universal ϕ map $h^\phi : \tilde{X} \rightarrow \mathcal{B}^\phi$. See Caveat 3.30*

Caveat 3.30. In the statement of Conjecture 3.29, the singular set of the building is the set of all singular points. A point in a building is singular if no neighborhood of the point is contained in a single apartment. It is not hard to see that with this definition, the conjecture cannot be true exactly as stated. The reason for this is that our current definition of spectral networks generates collision lines going off in *only one direction* from the collision point, whereas the singular set of

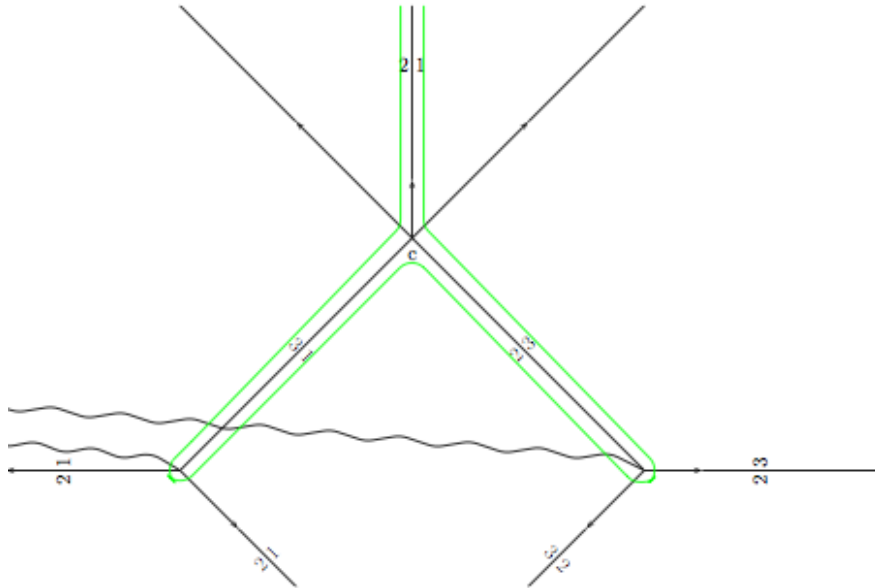


Figure 7: Colliding Spectral Network lines

the building does not distinguish between the forward and backward directions (see for example Proposition 5.24). There are potentially two ways to change our definitions to make the conjecture true:

- Modify the definition of spectral networks to include the “backward collision lines”. Proposition 5.24 gives evidence that the conjecture is then true.
- Modify the definition of singular set of the building to somehow distinguish “forward and backward directions”. It is not clear at this point how to do this.

4 Singular Perturbation Theory

4.1 The Riemann-Hilbert WKB problem

A finite dimensional complex representation of a groupoid Γ is a functor $\rho_{(-)} : \Gamma \rightarrow \text{Vect}_{\mathbb{C}}$, where $\text{Vect}_{\mathbb{C}}$ is the category of finite dimensional \mathbb{C} -vector spaces. A representation is of rank r if ρ_x is an r -dimensional vector space for all objects x in Γ . Let $\text{Rep}(\Gamma, r)$ denote the set of representations of

Γ of rank r . By a hermitian metric on a representation ρ , we mean simply a hermitian metric on the vector space ρ_x for every object x in Γ .

Recall that a family $\{\mu_t\}_{t \in \mathbb{R}}$ of scale factors is a function $\mu : \mathbb{R} \rightarrow \mathbb{R}$ with the property that $\mu_t \rightarrow \infty$ as $t \rightarrow \infty$. Let $\{\mu_t\}$ be a family of scale factors. A function $f : \mathbb{R} \rightarrow \mathbb{R}$ is of *exponential growth at infinity with respect to $\{\mu_t\}$* if there exist constants C and η such that $|f(t)| \leq C \exp(\eta \mu_t)$ for $t \gg 0$. The set of functions of exponential growth with respect to $\{\mu_t\}$ form a ring with valuation. For a function f , the valuation $\nu = \nu(\mu)$ is the infimum of the set of real numbers η for which there exists a constant C such that $f(t) \leq C \exp(\eta \mu_t)$ for $t \gg 0$:

$$\nu(f) := \limsup_{t \rightarrow \infty} \frac{1}{\mu_t} \log |f(t)|$$

We will use this valuation to measure the rate of growth of the size of a representation varying in a family depending on a large parameter. First we need to say how we will measure the size of a representation, and which families of representations are admissible:

Definition 4.1. Let Γ be a groupoid, and let $\rho : \mathbb{R} \rightarrow \text{Rep}(\Gamma, r)$ be a family of representations. For each $t \in \mathbb{R}$, let $h(t)$ be a hermitian metric on $\rho(t)$. Denote by $\| - \|_t$ the operator norm on $\text{Hom}(\rho_x(t), \rho_y(t))$ associated to $h(t)$. Let $\{\mu_t\}_{t \in \mathbb{R}}$ be a family of scale factors. Then ρ is of *exponential type* with respect to $(\{h(-)\}, \{\mu_t\})$ if for each arrow γ in Γ , the function $t \mapsto \|\rho_\gamma(t)\|$ is of exponential growth.

Definition 4.2. Let Γ be a groupoid, and let $\rho : \mathbb{R} \rightarrow \text{Rep}(\Gamma, r)$, be a family of representations that is of exponential growth with respect to a family of metrics $h(t)$ and a family of scale factors μ_t . Let γ be an arrow in Γ . The *exponent* $\nu(\gamma)$ of γ with respect to (ρ, h, μ) is the number

$$\nu(\gamma) := \limsup_{t \rightarrow \infty} \frac{1}{\mu_t} \log \|\rho_\gamma(t)\|_t$$

The *dilation spectrum* of γ is the vector $\vec{\nu}(\gamma) = (\nu_1(\gamma), \dots, \nu_r(\gamma))$ uniquely determined by the condition that $\sum_{i=1}^k \nu_i(\gamma)$ is the WKB exponent of γ with respect to $(\bigwedge^k \rho, h, \mu)$ for each k with $1 \leq k \leq r$.

One of the main goals of this paper is to give a geometric interpretation of the WKB dilation spectrum in situations where the groupoid and the family of representations are of geometric origin. The rest of this subsection is devoted to formulating two such ‘‘WKB problems’’.

Let X be a topological space. A basic invariant of the homotopy type of X is its 1-truncation: the fundamental groupoid $\pi_{\leq 1}(X)$. When X admits some additional geometric structure, representations of $\pi_{\leq 1}(X)$ often admit geometric interpretations. For instance, on a smooth manifold,

the category of representations of the fundamental groupoid is equivalent, via the Riemann-Hilbert correspondence to the category of vector bundles equipped with a flat connection.

Definition 4.3. Let X be a complex manifold, and let $\{(\mathcal{E}_t, \nabla_t)\}_{t \in \mathbb{R}}$ be a family of holomorphic vector bundles on X equipped with integrable connections. Fix a family of scale factors $\{\mu_t\}$ and a hermitian metric h_t on \mathcal{E}_t for each t .

1. The family $\{(\mathcal{E}_t, \nabla_t)\}_{t \in \mathbb{R}}$ is said to be of *exponential type* with respect to (h, μ) if the associated monodromy representation $T_t : \pi_{\leq 1}(X) \rightarrow \text{Vect}_{\mathbb{C}}$ is of exponential type in the sense of Definition 4.1.
2. Suppose $\{(\mathcal{E}_t, \nabla_t)\}_{t \in \mathbb{R}}$ is of exponential type, and let γ be a path in X . Then the *WKB dilation spectrum* of γ with respect to $\{(\mathcal{E}_t, \nabla_t), h_t, \mu_t\}_{t \in \mathbb{R}}$ is defined to be the dilation spectrum of γ with respect to $\{T_t, h, \mu\}_{t \in \mathbb{R}}$ in the sense of Definition 4.2.

The “*Riemann-Hilbert WKB problem*” is the problem of determining the WKB dilation spectrum of a family $(\mathcal{E}_t, \nabla_t)$ of holomorphic vector bundles with flat holomorphic connection. This problem has been treated in great depth in monograph [Sim91], and in the paper [Sim04]. The main novelty of the treatment here is the geometric interpretation of WKB exponents in terms of harmonic maps to buildings.

For simplicity, this paper will only treat the case where $\mathcal{E} = \mathcal{E}_t$ is independent of t . The space of holomorphic connections on \mathcal{E} is a torsor for $\underline{\text{End}}(\mathcal{E})$ valued 1-forms, so we have $\varphi_t := \nabla_t - \nabla_0 \in H^0(X, \underline{\text{End}}(\mathcal{E}) \otimes \Omega_X^1)$. The flatness of the connections implies the integrability of φ_t in the sense of Definition 3.1. So to specify the family of connections is equivalent to specifying an initial connection ∇_0 , and a family of Higgs bundles (\mathcal{E}, φ_t) . Note that if there exists a constant C such that $\|\varphi_t\| \leq C\mu_t$ for $t \gg 0$, then the associated family (\mathcal{E}, ∇_t) is of exponential type. For instance, we may take $\mu_t = t$ for all t , and let $\varphi_t = t\varphi$ for some fixed Higgs field φ . All of the interesting features of the theory are already visible in this situation.

4.2 The local WKB approximation

This subsection treats the “local Riemann-Hilbert WKB approximation problem”, i.e., the problem of determining the growth rates of the transport operators for paths of “sufficiently short length”. This result is a version of the “classical WKB approximation”. As we could not find a reference in the literature with a statement and proof of this result that is tailored to our current needs, we include a self-contained treatment of the statement we need here. For a detailed discussion of “local WKB type problems” the reader is referred to [Was85].

Suppose we have an $r \times r$ matrix of functions $a_{ij}(x)$ defined for $x \in (-c, c) \subset \mathbb{R}$. Suppose $t > 0$ is a large real number, and ϵ and C are constants. Suppose we have the estimates

$$\operatorname{Re} a_{11}(x) > \epsilon t + \operatorname{Re} a_{ii}(x)$$

for $i = 2, \dots, r$, and

$$|a_{ij}(x)| < Ct^{1/2}$$

for $i \neq j$.

Suppose for the moment that $a_{11}(x) = 0$ for all x . The first condition then says $\operatorname{Re} a_{ii}(x) \leq -\epsilon t$. We will remove this assumption later by tensoring with a rank one system.

For a function $f(x)$ let $f'(x)$ denote its derivative with respect to x . Consider the differential equation

$$f'_i(x) = \sum_{j=1}^r a_{ij} f_j(x).$$

Let $F_i(x)$ denote a solution with initial conditions $F_1(0) = 1$, $F_i(0) = 0$ for $i \geq 2$.

For $2 \leq i \leq r$ put $G_i(x) := F_i(x)/F_1(x)$. Then $G_i(x)$ satisfy

$$G'_i(x) = \frac{F_1(x)F'_i(x) - F'_1(x)F_i(x)}{F_1(x)^2}$$

hence

$$G'_i(x) = a_{i1}(x) + \sum_{j=2}^r a_{ij}(x)G_j(x) - a_{1j}(x)G_j(x)G_i(x).$$

Put $M(x) := \sum_{i=2}^r |G_i(x)|^2$. We have

$$\begin{aligned} M'(x) &= \operatorname{Re} \sum_{i=2}^r G'_i(x) \overline{G}_i(x) \\ &= \operatorname{Re} \sum_i a_{i1}(x) \overline{G}_i(x) + \sum_{i=2}^r \sum_{j=2}^r a_{ij}(x) G_j(x) \overline{G}_i(x) - \sum_{i,j} a_{1j}(x) G_j(x) G_i(x) \overline{G}_i(x) \\ &= \operatorname{Re} \sum_i a_{i1}(x) \overline{G}_i(x) + a_{ii} |G_i(x)|^2 + \operatorname{Re} \left(\sum_{i \neq j} a_{ij}(x) G_j(x) \overline{G}_i(x) - \sum_{i,j} a_{1j}(x) G_j(x) |G_i(x)|^2 \right). \end{aligned}$$

We now use $\operatorname{Re} a_{ii} \leq -\epsilon t$ and $|a_{ij}(x)| \leq Ct^{1/2}$ for $i \neq j$. Furthermore,

$$|G_j(x) \overline{G}_i(x)| \leq M(x)$$

and

$$|G_j(x)|G_i(x)|^2 \leq M(x)^{3/2}.$$

Thus, we get, after increasing the constant,

$$M'(x) \leq -\epsilon t M(x) + C t^{1/2} (M(x)^{1/2} + M(x) + M(x)^{3/2}).$$

Suppose x is a point such that $1/2 \geq M(x) \leq 1$. Then, if t is big enough that

$$\epsilon t/2 > 3C t^{1/2}$$

which is equivalent to $t > (4C/\epsilon)^2$, we conclude that

$$\epsilon t M(x) > C t^{1/2} (M(x)^{1/2} + M(x) + M(x)^{3/2}).$$

Therefore, at any such point x , we have $M'(x) < 0$. As $M(0) = 0$, it follows that $M(x) \leq 1/2$ for all x .

Now, since $M(x) \leq 1/2$ we get $M(x)^{3/2} + M(x) \leq 2M(x)^{1/2}$ and our estimate becomes

$$M'(x) \leq -\epsilon t M(x) + C t^{1/2} M(x)^{1/2}.$$

(Notice that our estimate becomes singular at $M(x) = 0$, corresponding to the fact that the initial condition $M(0) = 0$ doesn't persist.)

Suppose $\alpha \leq M(x) \leq 2\alpha$. Then

$$-\epsilon t M(x) + C t^{1/2} M(x)^{1/2} < 0$$

if we have $\epsilon t \alpha > C t^{1/2} \alpha^{1/2}$ (increasing C here). Thus, this equation tells us that $M(x) \leq \alpha$ for all x . We can solve for α : whenever

$$\alpha > (C t^{-1/2}/\epsilon)^2,$$

or in other words $\alpha > C_1 t^{-1}$, we get this condition.

Therefore, we may finish by concluding that

$$M(x) \leq C_1 t^{-1}$$

or

$$|G_i(x)| \leq C_2 t^{-1/2}$$

for all x . Translating back in terms of F_i this says that

$$|F_i(x)| \leq C_2 t^{-1/2} |F_1(x)|$$

for $2 \leq i \leq r$.

Next we note that

$$F_1'(x) = \sum_{j \geq 2} a_{1j}(x) F_j(x),$$

so using the previous estimate and $|a_{1j}(x)| \leq Ct^{1/2}$ for $j \neq 1$, we have

$$|F_1'(x)| \leq C_3 |F_1(x)|.$$

We get

$$\frac{d}{dx} |F_1(x)|^2 = \operatorname{Re} F_1'(x) \overline{F_1(x)}.$$

Hence

$$-C_3 |F_1(x)|^2 \leq \frac{d}{dx} |F_1(x)|^2 \leq C_3 |F_1(x)|^2.$$

Setting $h(x) := \log |F_1(x)|^2$ this gives

$$-C_3 \leq h'(x) \leq C_3.$$

Therefore, for a small enough choice of c depending on our constants up to now but independent of t , we have

$$-\ln(2)/2 \leq h(x) \leq \ln(2)/2$$

for all $x \in [0, c]$. This gives

$$1/2 \leq |F_1(x)| \leq 2$$

for $x \in [0, c]$.

We are now ready to apply this discussion. In the following statement, which is our local WKB approximation, we remove the restriction $a_{11} = 0$.

Proposition 4.4. *Suppose $a_{ij}^v(x)$ is a matrix depending on some parameter $v \in V$ as well as $x \in [0, 1]$, and suppose we have a positive real valued function $v \mapsto t^v$. Suppose ϵ , C and t_0 are constants such that for all $v \in V$ with $t^v \geq t_0$, we have*

$$\operatorname{Re} a_{ii}^v(x) \leq \operatorname{Re} a_{11}^v(x) - \epsilon t^v \quad i \geq 2,$$

and

$$|a_{ij}^v(x)| \leq C(t^v)^{1/2} \quad i \neq j.$$

Let $T^v(x)$ be the fundamental solution matrix for transport from 0 to x . Set

$$\alpha^v(x) := \int_0^x a_{11}(x) dx.$$

Then there is a small constant c depending on ϵ and C , and a value t_1 , such that for any $v \in V$ with $t^v \geq t_1$ and any $x \in [0, c]$ we have

$$\frac{1}{2}e^{\alpha^v(x)t^v} \leq \|T^v(x)\| \leq C_r e^{\alpha^v(x)t^v}$$

and more precisely the same bound also holds for the upper left coefficient $T_{11}^v(x)$ of the transport matrix. Here C_r is a constant depending only on r .

Proof. By multiplying the solution by $e^{-\alpha^v(x)t^v}$ it suffices to treat the case $a_{11}(x) = 0$ which we now assume.

Suppose $f_i(x)$ is a solution with $f_1(0) = 1$ and $|f_i(0)| \leq 1$. Proceed as before, introducing $g_i(x) := f_i(x)/f_1(x)$. We again get

$$g_i'(x) = a_{i1}(x) + \sum_{j=2}^r a_{ij}(x)g_j(x) - a_{1j}(x)g_j(x)g_i(x).$$

Again, put $m(x) := \sum_{i=2}^r |g_i(x)|^2$. We have

$$\begin{aligned} m'(x) &= \operatorname{Re} \sum_{i=2}^r g_i'(x) \bar{g}_i(x) \\ &= \operatorname{Re} \sum_i a_{i1}(x) \bar{g}_i(x) + a_{ii} |g_i(x)|^2 + \operatorname{Re} \left(\sum_{i \neq j} a_{ij}(x) g_j(x) \bar{g}_i(x) - \sum_{i,j} a_{1j}(x) g_j(x) |g_i(x)|^2 \right). \end{aligned}$$

Using as before $\operatorname{Re} a_{ii} \leq -\epsilon t$ and $|a_{ij}(x)| \leq Ct^{1/2}$ for $i \neq j$, together with

$$|g_j(x) \bar{g}_i(x)| \leq m(x)$$

and

$$|g_j(x) |g_i(x)|^2| \leq m(x)^{3/2},$$

we get after increasing the constant that

$$m'(x) \leq -\epsilon t m(x) + Ct^{1/2}(m(x)^{1/2} + m(x) + m(x)^{3/2}).$$

We have $m(0) \leq r$. Consider a point x with $r \leq m(x) \leq 2r$. Then for t big enough, the second term will have smaller size than the first term and we get $m'(x) \leq 0$. Therefore, $m(x) \leq r$ for all x .

Notice, in particular, that if $f_1(x)$ becomes very small then all of the $f_i(x)$ become small. They can't all go to zero, by considering the corresponding differential equation on the determinant

bundle which constrains $\det T(x)$ to satisfy a linear equation. This justifies the division by $f_1(x)$ so the $g_i(x)$ are well defined for all x .

Our discussion applies to the sum of the first and any other column of the transport matrix. This gives a bound on the sizes of the other columns of the transport matrix, since we have treated the first column previously. We conclude

$$\|T^v(x)\| \leq C_r$$

which gives back the required estimate of the form

$$\|T^v(x)\| \leq C_r e^{\alpha^v(x)t^v}$$

in the case a_{11} arbitrary. The previous discussion provided the estimate

$$\frac{1}{2} e^{\alpha^v(x)t^v} \leq T_{11}^v(x)$$

for $x \in [0, c]$. This completes the proof. \square

4.3 The asymptotic cone computes the dilation spectrum

For a vector space V , equipped with a trivialization $\bigwedge^r V \simeq \mathbb{C}$, let $\text{Met}(V)$ denote the space of hermitian metrics on V for which the induced metric on $\bigwedge^r V$ agrees with the standard metric on \mathbb{C} . Met defines a functor from the groupoid of finite dimensional vector spaces to the groupoid Man^{iso} of manifolds. A choice of an isomorphism $V \simeq \mathbb{C}^r$ determines an isomorphism $\text{Met}(V) \simeq \text{SL}_r \mathbb{C} / \text{SU}_r$.

Let $\rho(t) : \Gamma \rightarrow \text{Vect}_{\mathbb{C}}$, $t \in \mathbb{R}$ be a family of representations taking values in r -dimensional vector spaces, and equipped with a trivialization of $\bigwedge^r \rho$. Composing with Met , we have an induced family of functors

$$\text{Met} \circ \rho_t : \Gamma \rightarrow \text{Man}^{iso}$$

The key observation behind the main theorem of this subsection is the following simple observation

Lemma 4.5. *Let Γ be a groupoid and $\rho : \mathbb{R} \rightarrow \text{Rep}(\Gamma, r)$ be a family of representations with trivialized determinant, and let h be a metric on this family. Let γ be a morphism from x to y in Γ . Let $\|A\|_t$ denote the operator norm of a morphism $A : \rho_x \rightarrow \rho_y$ with respect to the metrics $h_x(t)$ and $h_y(t)$. Define $\alpha_t(\gamma) := (\alpha_{t,1}(\gamma), \dots, \alpha_{t,r}(\gamma))$ recursively by the formula $\sum_{i=1}^k \alpha_{t,i}(\gamma) = \log \|\bigwedge^k \rho_\gamma(t)\|$. Then we have that $\vec{d}(\rho_\gamma(t)_*(h_x(t)), h_y(t)) = \alpha_t(\gamma)$.*

Proof. Recall the notion of vector distance (Definition 2.30). Let h and k be hermitian metrics on an r -dimensional vector space, which we think of as points in the symmetric space $\text{Met}(V)$. Choose a basis $\{e_i\}$ of ρ_y that is orthonormal for both h and k – such a basis exists by the spectral theorem. Let $\|e_i\|_k = e^{\alpha_i} \|e_i\|_h$. Reorder the vectors if necessary, so that $\alpha_1 \geq \alpha_2 \geq \dots \geq \alpha_r$. Then the vector distance $\vec{d}(h, k) = (\alpha_1, \dots, \alpha_r)$.

Now let $A : W \rightarrow V$ be any linear operator, and suppose that $k = A_* h'$ for some hermitian metric h' on W . Then by definition, the operator norm of $\|A\|$ with respect to h' and h is

$$e^{\alpha_1} = \sup_{\|w\|_{h'}=1} \|Aw\|_h$$

Since the eigenvalues of $\|\bigwedge^k A\|$ are computed from the $k \times k$ minors of A , we see that

$$e^{\sum_{i=1}^k \alpha_i} = \sup_{\|w\|_{h'}=1} \|\bigwedge^k Aw\|_h$$

In particular, we see that $\sum_{i=1}^k \alpha_i = \log \|\bigwedge^k A\|$. The lemma follows by applying this discussion to the case where $W = \rho_x$, $h' = h_x(t)$, $h = h_y(t)$, $V = \rho_y$ and $A = \rho_\gamma(t)$. \square

Now let $\{\mu_t\}$ be a family of scale factors, i.e., a family of real numbers going to ∞ . Fix an ultrafilter ω on \mathbb{R} whose support is a countable set. Then we can pass to the asymptotic cone levelwise, with the basepoints in each fiber $\text{Met}(\rho_x)$ being given by the family of points $h_x(t)$. This produces a family of functors

$$\text{Cone}_{\omega, \mu_t} \circ \text{Met} \circ \rho(t) : \Gamma \rightarrow \mathcal{M}$$

where \mathcal{M} is the category of metric spaces and isometries. By the Kleiner-Leeb theorem [KL97], this functor actually factors through the subcategory of affine buildings and isometries. We can now appeal to [Par12, Proposition 4.4], which tells us that

$$\vec{d}_{\text{Cone}_\omega}([\rho_\gamma(t)]_*[h_x(t)], [h_y(t)]) = \lim_\omega \frac{1}{\mu_t} \vec{d}(\rho_\gamma(t)_* h_x(t), h_y(t))$$

where $[h_x(t)]$ denotes the point in the asymptotic cone corresponding to the family of points $h_x(t) \in \text{Met}(\rho_x(t))$.

Definition 4.6. Fix an ultrafilter ω on \mathbb{R} whose support is a countable set, and a family of scale factors $\{\mu_t\}$.

1. Let $\rho : \mathbb{R} \rightarrow \text{Rep}(\Gamma, r)$ be a family of representations, and let γ be a morphism in Γ . The *ultrafilter exponent* of γ , denoted ν_γ^ω is defined by the formula

$$\nu_\gamma^\omega = \lim_\omega \frac{1}{\mu_t} \log \|\rho_\gamma(t)\|$$

2. Let X be a Riemann surface, and $(\mathcal{E}, \nabla_0 + t\varphi)$ be a family of integrable connections on a fixed holomorphic vector bundle \mathcal{E} (with trivialized determinant connection). The *WKB ultrafilter exponent* of this family with respect to the ultrafilter ω is the ultrafilter exponent of the family of monodromy representations $T : \mathbb{R} \rightarrow \text{Rep}(\pi_{\leq 1}(X), \text{SL}_r \mathbb{C})$. One similarly defines the ultrafilter WKB dilation spectrum $\vec{\nu}^\omega$.

What we have just described is the argument due to Parreau [Par12] that the ultrafilter exponents of a family $\rho : \mathbb{R} \rightarrow \text{Rep}(\Gamma, r)$ of representations (with determinant trivialized) are computed by the “translation vectors” $\vec{d}_{\text{Cone}_\omega}([\rho_\gamma(t)]_*[h_x(t)], [h_y(t)])$. In this paper, we are primarily interested in the “geometric situation”, where these representations are representations of the fundamental group arising from a family of integrable connections. In this case, the translation vector can be interpreted as the distance between two points under a harmonic map. The rest of this subsection is devoted to explaining this statement. The main theorem is the following:

Let (\mathcal{E}, φ) be a rank r Higgs bundle on a Riemann surface X , and let ∇_0 be an integrable connection on \mathcal{E} . Fix a hermitian metric on \mathcal{E} , and a base point $P \in X$. Then \tilde{X} is identified with homotopy classes of paths ending at $P \in X$, and we have a family of maps

$$h_t : \tilde{X} \rightarrow \text{Met}(\mathcal{E}_P)$$

for $t \in \mathbb{R}$, sending a homotopy class of paths γ to the metric $T_\gamma(t)_*(h_{\gamma(0)})$. Choosing a basis of \mathcal{E}_P gives an identification $\text{Met}(\mathcal{E}_P) \simeq \text{SL}_r \mathbb{C} / \text{SU}_r$.

Theorem 4.7. *Let $(\mathcal{E}, \nabla_0 + t\varphi)$ and h_t be as in the previous paragraph. Let $\phi = \text{char } \varphi$ be the corresponding point in the Hitchin base. Fix some set of scale factors $\{\mu_t\}$. Then*

1. *for each path $\gamma \in \pi_{\leq 1}(X)$ there is an ultrafilter ω on \mathbb{R} , whose support is a countable set, such that $\vec{\nu}_\gamma^\omega = \vec{\nu}_\gamma$ (i.e., the ultrafilter WKB exponent coincides with the WKB exponent).*
2. *if γ is a ϕ -non-critical path and $\mu_t = t$, then for any ultrafilter ω we have $\vec{\nu}_\gamma^\omega = \vec{\nu}_\gamma$. In particular*

$$\vec{\nu}_\gamma = \vec{d}_{\text{Cone}_\omega}(h(P), h(Q))$$

where Cone_ω is the asymptotic cone of $\text{Met}(\mathcal{E}_P) \simeq \text{SL}_r \mathbb{C} / \text{SU}_r$ with respect to $(\omega, \{\mu_t\})$, and $P = \tilde{\gamma}(0)$, $Q = \tilde{\gamma}(1)$ for any lift $\tilde{\gamma}$ of γ to the universal cover \tilde{X} .

3. if $h^\omega : \tilde{X} \rightarrow \text{Cone}_\omega$ denotes the limiting map in the previous item, then h^ω maps $\gamma([0, 1])$ into the Finsler convex hull of $\{P, Q\}$, in particular into any apartment containing P and Q .

Sketch of proof. Fix $\gamma \in \pi_{\leq 1}(X)$. For the first statement, note that there exists a sequence of points $\{t_n\}$ in \mathbb{R} such that

$$\lim_{n \rightarrow \infty} \frac{1}{\mu_{t_n}} \log \|T_\gamma(t)\| = \limsup \frac{1}{\mu_t} \log \|T_\gamma(t)\|$$

Then it is clear that any ultrafilter ω supported on $\{t_n\}$ has the required property.

The second and third parts are true for sufficiently short non-critical paths by the local WKB theorem (Proposition 4.4), applied to exterior powers as described in Lemma 4.5. One now argues in a similar manner to Proposition 3.18 to conclude that theorem is true for arbitrary non-critical paths: the idea is that any non-critical path admits a finite open cover consisting of segments to which local WKB applies, and one can use this to extend the result to longer paths. More precisely, one proves this by induction. We assume that it is covered by open intervals each of which go into a single apartment. (as a noncritical path in that apartment). Choose a sequence of points $0 = t_1, \dots, t_n = 1$ along the path, so that each triple is in a single neighborhood. Then we show that the path from t_1 to t_i is in a single apartment A . Suppose we have done it up to t_{i-1} . Then there is also an apartment A' containing $f([t_{i-2}, t_i])$. Furthermore, the path here is noncritical. Now, take the sector S in A which is based at $x = f(t_{i-1})$ and contains the path up to there. Then, take the sector T in A' which is based at $x = f(t_{i-1})$ and contains the segment $f([t_{i-1}, t_i])$. The claim is that these two sectors have germs at x which are opposite. Therefore, $S \cup T$ is in a single apartment A^b , and now this one contains $f([t_1, t_i])$ completing the induction the induction step. This shows part three.

The vector distance is now the sum of the vector distances between the successive points. These sums of vector distances are also sums of vectors of integrals, because the noncritical condition insures that the order of sheets of ϕ by decreasing real part is the same all along the path. Therefore, the vector distance is the same as the vector of integrals, giving the second part. \square

The asymptotic cone occurring in Theorem 4.7 is a very complicated object to contemplate: it is a thick \mathbb{R} -building, and its singularities form a dense set. While Theorem 4.7 gives an abstract characterization of the WKB dilation spectrum as the distance between two points in a certain metric space, it provides neither an effective procedure for computing, nor does it furnish an interpretation of the dilation spectrum in terms of the geometry of the spectral covering $\pi : \Sigma \rightarrow X$.

The universal building (Definition 3.9) serves to remedy this situation, since conjecturally it can be constructed from the geometry of the spectral networks determined by the spectral cover. The

following proposition reduces the calculation of the WKB dilation spectrum to a question about \mathcal{B}^ϕ :

Proposition 4.8. *Let the notation be as in Theorem 4.7, and let ϕ denote the spectral cover of the Higgs bundle (\mathcal{E}, φ) . Then the map $h^\omega : \tilde{X} \rightarrow \text{Cone}_\omega$ of Theorem 4.7 is a ϕ -map regular outside of the branch locus of ϕ . In particular it is harmonic.*

We may conclude that if a universal ϕ -building exists, then there is a unique folding map of buildings $g : \mathcal{B}^\phi \rightarrow \text{Cone}_\omega$ that makes the following diagram commute:

$$\begin{array}{ccc} \tilde{X} & \xrightarrow{h^\phi} & \mathcal{B}^\phi \\ & \searrow h^\omega & \downarrow g \\ & & \text{Cone}_\omega \end{array}$$

Sketch of proof. The second statement clearly follows from the first and the definition of a ϕ -map. To prove the first statement, we first claim that h^ω is regular away from the ramification locus of ϕ . For this we argue as in Lemma 3.20. Let R be a point that is not on the ramification divisor. Then one can find points P and Q and non-critical paths γ and γ' as in Lemma 3.20. Since we do not require that γ and γ' take values in the regular locus of any harmonic ϕ -map, we can in fact arrange a homotopy through non-critical paths from γ to γ' that sweeps out a disc containing R . Now arguing as in the proof of Corollary 3.19, and using Theorem 4.7, we see that D is mapped by h^ω into a single apartment. Then, the map on this disc D , into a single apartment, is given by the integrals of the real parts of the 1-forms, because the integrals calculate the vector distance. In particular, our map is a ϕ -map. \square

5 The Berk-Nevins-Roberts example

In the seminal paper [BNR82] the authors introduced the notion of a “new Stokes line” emanating from the intersection of two (ordinary) Stokes lines, and demonstrated the significance of these new Stokes lines to study of the WKB asymptotics associated with a certain third order differential equation defined on $X = \mathbb{A}_{\mathbb{C}}^1$. These new Stokes lines, and the equation studied in *loc. cit.*, have since been studied by various mathematicians under the names “virtual Stokes lines”, “Stokes geometry” and “virtual turning point theory” (see [Aok05, Hon] and the references therein). These virtual Stokes lines are identical with the “collision curves” of the spectral networks that have introduced in the physics literature ([GMN13a], see also Definition 3.28). In this section, we revisit the BNR-example from the fresh perspective afforded by this paper.

Let x be a coordinate on $\mathbb{A}_{\mathbb{C}}^1$ and let p denote the coordinate along the fiber of the cotangent bundle $T_X^{\vee} \simeq \mathbb{A}_{\mathbb{C}}^2$. The spectral cover associated to the differential equation studied in *loc. cit.* is the subscheme $\Sigma \hookrightarrow T_X^{\vee}$ given by the equation:

$$p^3 - 3p + x = 0$$

The main goal of this section is to construct the universal building \mathcal{B}^{ϕ} associated to this spectral cover, and to show that the WKB dilation spectrum for any Riemann-Hilbert WKB problem with spectral curve Σ is computed by a vector distance in this universal building. Furthermore, we will show that the spectral network associated to Σ can be recovered from the singularities of \mathcal{B}^{ϕ} and the map $h^{\phi} : \mathbb{A}_{\mathbb{C}}^1 \rightarrow \mathcal{B}^{\phi}$. The spectral network is shown in Figure 2.

To obtain a differential equation whose spectral curve is Σ , we “quantize” the spectral curve, by replacing the p with the differential operator d/dx . That is, we deform $\text{Sym}(T_X)$ to \mathcal{D}_X via the Rees construction, and simultaneously deform the Higgs bundle (= $\text{Sym}(T_X)$ -module) corresponding to the trivial line on Σ to the \mathcal{D}_X -module $\mathcal{D}_X/P_1\mathcal{D}_X$ where P_t is the family of differential operators given by:

$$P_t := \frac{1}{t^3} \frac{d^3}{dx^3} - \frac{3}{t} \frac{d}{dx} + x$$

Let f be a holomorphic function on \mathbb{C} , and let $g = f'$ and $h = g'$, and let $s \in H^0(X, \mathcal{O}_X^3)$ be the section given by $s = (f, g, h)$. Then the family of differential equation $P_t f = 0$ is equivalent to the family of first order ODEs given by $\nabla_t s = 0$, where ∇_t is the family of (automatically integrable) connections on $\mathcal{E} \simeq \mathcal{O}_X^3$ given by

$$\nabla_t = d - t \begin{pmatrix} 0 & dx & 0 \\ 0 & 0 & dx \\ -xdx & 3dx & 0 \end{pmatrix}$$

Remark 5.1. The differential equation studied in [BNR82] is slightly different from the one above. Instead of replacing p by d/dx in the equation of the spectral curve as above, the authors quantize the spectral curve by replacing p by id/dx , as is customary in Quantum Mechanics.

The main goal of this section is to construct the universal ϕ -building, and to show that it computes the WKB dilation spectrum of the family of connections defined above. The construction of this building and the proof of its universality is divided over the next three subsections. Before diving into details of the construction/proof, here is an outline of the strategy which may help orient the reader:

Outline 5.2. The construction of \mathcal{B} consists of the following steps:

- Step 1.* Maximal abelian regions in X are the maximal regions where the local WKB approximation holds. We use heuristic reasoning to identify these regions, and then construct a pre-building $\mathcal{B}_{\text{pre}}^\phi$, by “gluing in an apartment for every maximal abelian region”. The pre-building $\mathcal{B}_{\text{pre}}^\phi$ comes equipped with a natural map $h^{\text{pre}} : X \rightarrow \mathcal{B}_{\text{pre}}^\phi$. There is unique vertex $\{o\}$ in $\mathcal{B}_{\text{pre}}^\phi$ that lies in the 0-dimensional stratum of its singular locus. This step is carried out in § 5.1.
- Step 2.* We construct a building \mathcal{B}^ϕ and an isometry $i : \mathcal{B}_{\text{pre}}^\phi \rightarrow \mathcal{B}^\phi$. Recall that a map of pre-buildings is an isometry if it restricts to an isometry on each apartment. The building is constructed as a cone over a certain spherical building. This spherical building is in turn constructed as the “free spherical building” generated by the link of the vertex $\{o\}$ in $\mathcal{B}_{\text{pre}}^\phi$. This step is the content of § 5.2.
- Step 3.* We show that $i : \mathcal{B}_{\text{pre}}^\phi \rightarrow \mathcal{B}^\phi$ has the following universal property: given any building \mathcal{B} and an isometric embedding $j : \mathcal{B}_{\text{pre}}^\phi \hookrightarrow \mathcal{B}$ there exists a unique folding map of buildings $\psi : \mathcal{B}^\phi \rightarrow \mathcal{B}$ such that $\psi \circ i = j$.
- Step 4.* Finally, we show that for any ϕ -map $f : X \rightarrow \mathcal{B}^\phi$ there exists a unique isometric embedding $j : \mathcal{B}_{\text{pre}}^\phi \rightarrow \mathcal{B}$ such that $j \circ h^{\text{pre}} = f$. Combining this with the previous steps, it follows immediately that \mathcal{B}^ϕ is the universal ϕ -building, and furthermore that the WKB exponents for any ϕ WKB problem are computed by \mathcal{B}^ϕ . Steps 3. and 4. are carried out in § 5.3.

5.1 Maximal abelian regions: constructing the pre-building

This section is devoted to completing *Step 1* of the program outlined above: the construction of the pre-building $\mathcal{B}_{\text{pre}}^\phi$. Let $W_{\text{aff}} = W \rtimes \mathbb{R}^2$ be the affine Weyl group whose spherical part W is the A_2 Weyl group, and let $(\mathbb{A}, W_{\text{aff}})$ be the corresponding standard apartment.

Figures 12 - 21 show a copy of $X \simeq \mathbb{A}_{\mathbb{C}}^1$ on the left hand side, and a copy of $\mathbb{A} \simeq \mathbb{R}^2$ on the right hand side. The shaded area in X is called a maximal abelian region (MAR for short). The reason for this terminology will be explained below. Each connected component of the complement of the spectral network has been assigned a different color.

Fix an MAR – say MAR1. Over the interior of the MAR, we choose a section of the cameral cover. Pulling back the tautological forms on the cameral cover to the MAR, we get three 1-forms ϕ_1, ϕ_2, ϕ_3 . Choose a basepoint P in the MAR. Then we get a well-defined map from the MAR, taking values in \mathbb{R}^2 defined by

$$Q \rightarrow \left(\int_P^Q \operatorname{Re} \phi_1, \int_P^Q \operatorname{Re} \phi_2 \right)$$

The shaded regions in the right hand side represent the images of the corresponding regions in X under the map above. Recall that $\sum_i \phi = 0$. Thus the data contained in these pictures and the calculations used to produce them is equivalent to the data contained in the natural map from the MAR to \mathbb{A} defined by

$$Q \rightarrow \left(\int_P^Q \operatorname{Re} \phi_1, \int_P^Q \operatorname{Re} \phi_2, \int_P^Q \operatorname{Re} \phi_3 \right)$$

The idea of the construction is to “glue in a copy of $\mathbb{A} \simeq \mathbb{R}^2$ ” for each of the MARs shown in Figures 12 – 21. The apartments are glued by identifying points if they come from the same point on X . This construction was described in a more precise and formal setting in Construction 3.25.

Definition 5.3. The BNR-pre-building $\mathcal{B}_{\text{pre}}^\phi$ and the map $h^{\text{pre}} : X \rightarrow \mathcal{B}_{\text{pre}}^\phi$ are obtained by applying Construction 3.25 to the admissible cover \mathcal{U} consisting of the 10 regions $\{\text{MAR1}, \dots, \text{MAR10}\}$ shown in Figures 12 - 21.

The rest of this section is devoted to explaining the heuristics underlying the construction of the 10 regions MAR1 – MAR10, which has as its basis “WKB considerations”.

Let $P, Q \in X$, let $\gamma : [0, 1] \rightarrow X$ be a path connecting P and Q and let $\mathcal{W}_{\pi/2}$ be the imaginary-spectral network. For any point $\gamma(t_k) \in \gamma([0, 1]) \cap \mathcal{W}_{\pi/2}$, there is a corresponding *detour integral*

$$D_k = \operatorname{Re} \left(\int_P^{\gamma(t_k)} \lambda_1 + \int_{\gamma(t_k)}^Q \lambda_2 \right),$$

with $\lambda_1(\gamma(t_k)) = \lambda(\gamma'(1))$, $\lambda_2(\gamma(t_k)) = \lambda(\gamma'(0))$, γ' being the path from the Definition 3.28.

We say that the detour D_k *dominates along* γ if $\operatorname{Re}(D_k) \geq \operatorname{Re} I_{1,2} = \operatorname{Re} \int_\gamma \lambda_{1,2}$. We say P and Q are *not simply WKB related by* γ if there exists a detour D_k that dominates along γ . Otherwise we say that P and Q are *simply WKB-related by* γ .

Furthermore, we say that a connected subset $U \subset X$ is an *abelian region* if for any path γ contained in U , the endpoints are simply WKB-related by γ . An abelian region M , maximal with respect to inclusion is called a *Maximal Abelian Region* (MAR).

Remark 5.4. The detours defined above are related to the detours in [GMN13a] as follows: D_k can be rewritten as

$$(2) \quad D_k = \operatorname{Re} \left(\int_P^{\gamma(t_k)} \lambda_1 + \int_{\gamma'} \lambda + \int_{\gamma(t_k)}^Q \lambda_2 \right),$$

where γ' is a path as in Definition 3.28. Note that (2) makes sense for all spectral networks \mathcal{W}_θ , thus we obtain D_k^θ . This looks qualitatively as in Figure (8). On the other hand side, the spectral

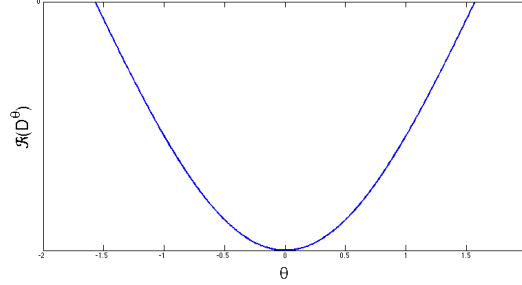


Figure 8: Detour integral

networks $\mathcal{W}_{\pi/2}$ and $\mathcal{W}_{-\pi/2}$ are the same up to orientation. This leads to

Heuristic Proposition 5.5. *Let $\gamma : [0, 1] \rightarrow X$ be a path. Then no detour dominates along γ if and only if γ is homotopy equivalent to a path that does not intersect two lines $s_1 \neq s_2 \subset \mathcal{W}_{\pi/2}$ such that s_1 is rotated into s_2 as θ goes from $\pi/2$ to $-\pi/2$.*

Remark 5.6. Some care has to be taken when a spectral network line s sweeps across a branch point. See Example 5.9.

Corollary 5.7. *Let M be an MAR. Then M is a union of connected components of the complement of the imaginary spectral network.*

Example 5.8 (MAR without collision point). Consider the situation of Figure(9). We use the following convention for spectral network lines: if a line is labeled (ij), one letter on each side of the line, this means that $\text{Re} \int_{P'}^{Q'} (\lambda_j - \lambda_i) > 0$ if P' lies on the side containing i and Q' lies on the side containing j . The curly line represents a branch cut.

In this case, P and Q are not simply WKB related by the red path since the detour dominates: the detour is given by

$$(3) \quad \text{Re} \int_P^R \lambda_1 + \text{Re} \int_R^Q \lambda_2 = \text{Re} \int_P^S \lambda_1 + \text{Re} \int_S^Q \lambda_2 .$$

The equality comes from $\text{Re} \int_R^S \lambda_1 = \text{Re} \int_R^S \lambda_2$ which follows from the definition of spectral networks. We have to compare (3) with both $\int_P^Q \lambda_{1,2}$:

$$\text{Re} \left(\int_P^R \lambda_1 + \int_R^Q \lambda_2 \right) - \text{Re} \int_P^Q \lambda_1 = \text{Re} \int_S^Q (\lambda_2 - \lambda_1) > 0$$

Similarly,

$$\operatorname{Re} \left(\int_P^R \lambda_1 + \int_R^Q \lambda_2 \right) - \operatorname{Re} \int_P^S \lambda_2 = \operatorname{Re} \int_P^R (\lambda_1 - \lambda_2) > 0 .$$

On the other hand, R and S (and in fact every pair of points on the red path lying between R and S) are simply WKB-related.

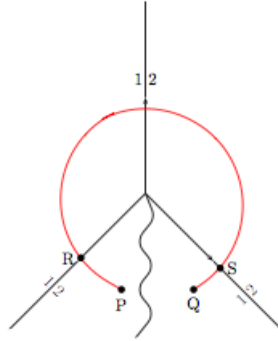


Figure 9: Estimating the WKB exponents using spectral networks

This can also be easily seen from the criterion in Remark 5.5.

Example 5.9 (Example with collision points). Consider the situation of Figure 10: we are interested in comparing the detour $D = \int_P^R \lambda_1 + \int_R^Q \lambda_2$ with $I = \int_P^Q \lambda_1$. Firstly, note that (with $\lambda_{12} = \lambda_1 - \lambda_2$)

$$\operatorname{Re} \int_R^S \lambda_{12} = 0 ,$$

since it can be deformed to the green contour which moves only along spectral networks: along I, IV and V, the integral vanishes; the contributions from II and III cancel each other. Now,

$$\operatorname{Re}(D - I) = \operatorname{Re} \int_R^Q \lambda_{12} = \operatorname{Re} \int_S^Q \lambda_{12} > 0 .$$

Similar computations can be made for the other detours.

The conclusion is that P and Q are not simply WKB related via the red path (and in fact are not simply WKB related at all).

This can also be seen from Proposition 5.5: the spectral network line containing c is rotated into the spectral network line containing d , as we let θ vary from $\pi/2$ to $-\pi/2$ (see Figure 11). Note that the collision line rotates into the red line in the last picture.

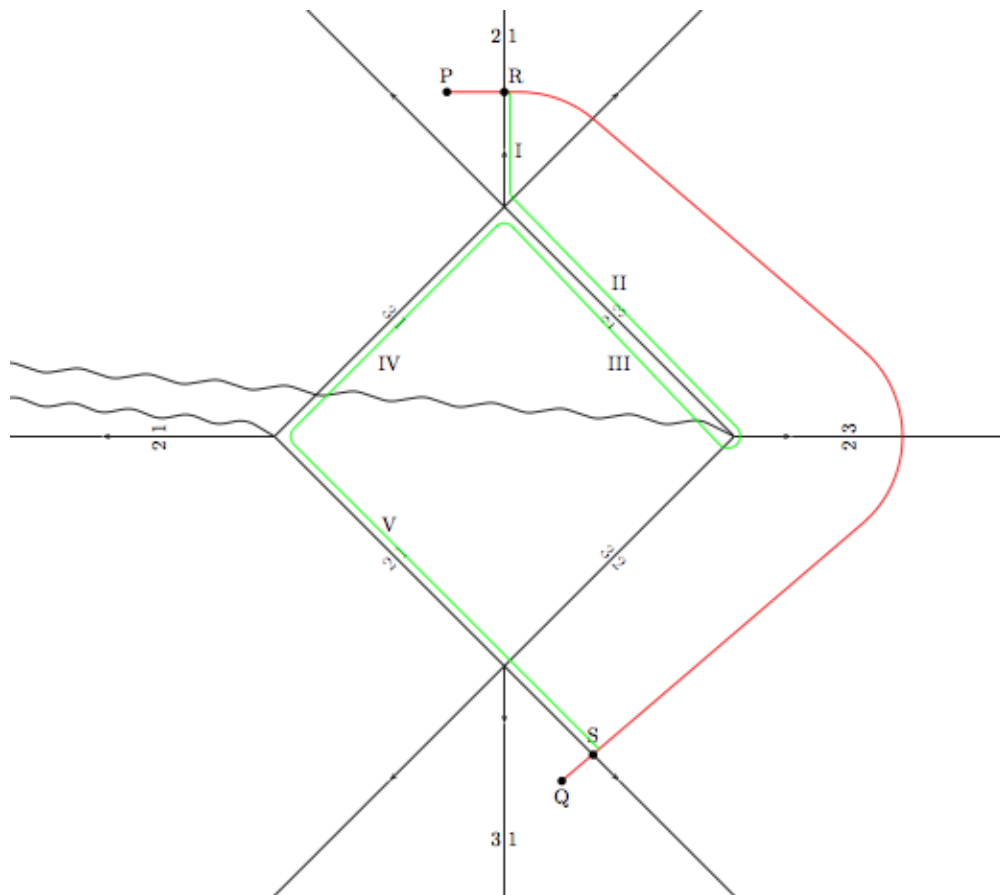


Figure 10: Reconstructing Maximal Abelian Regions (MARs) from spectral networks

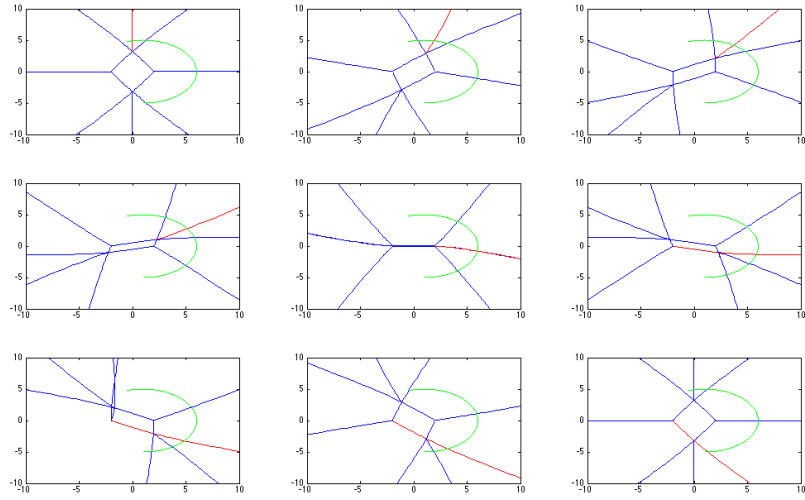


Figure 11: Spectral networks for varying values of θ

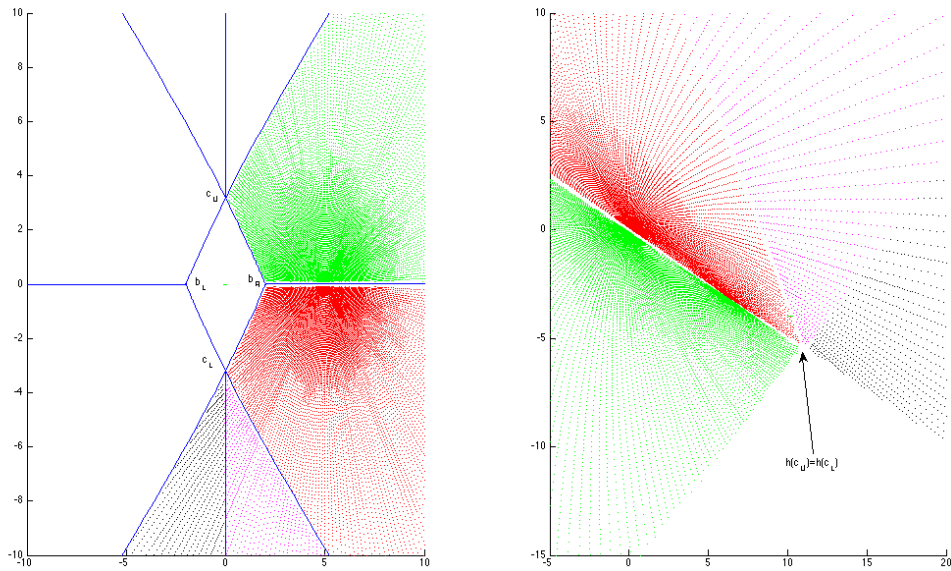


Figure 12: MAR1

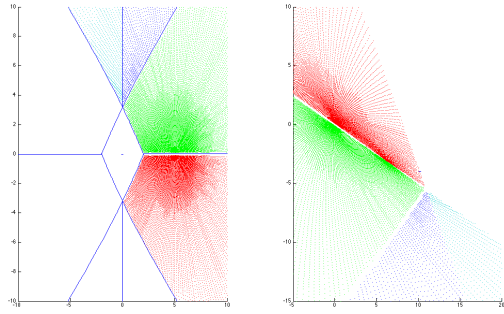


Figure 13: MAR2

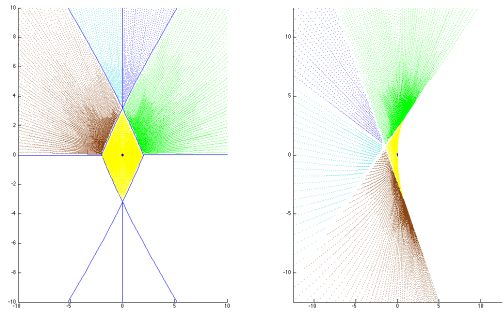


Figure 14: MAR3

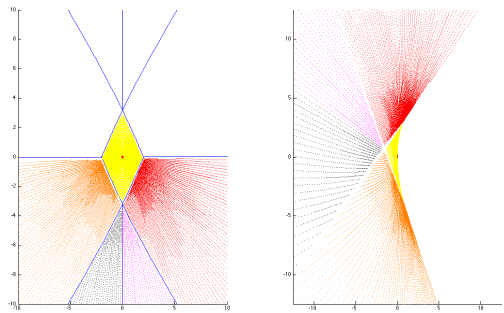


Figure 15: MAR4

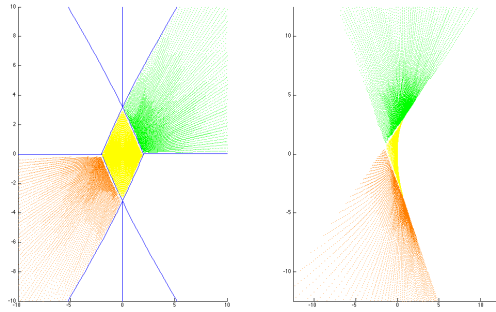


Figure 16: MAR5

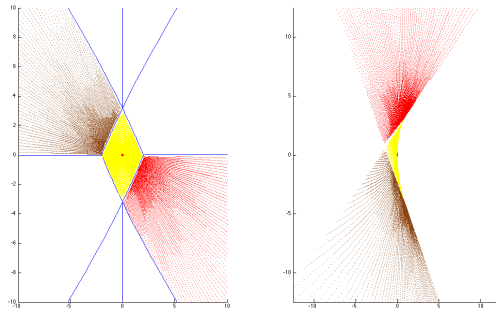


Figure 17: MAR6

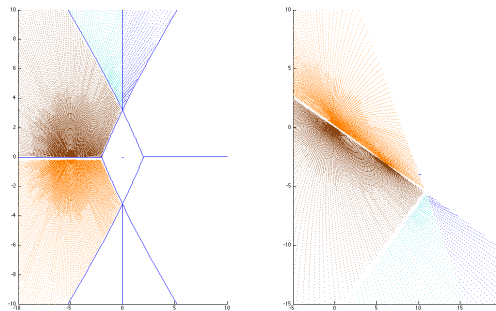


Figure 18: MAR7

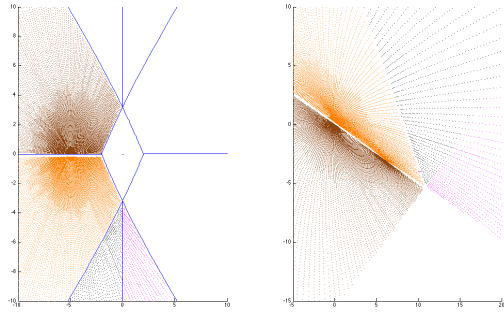


Figure 19: MAR8

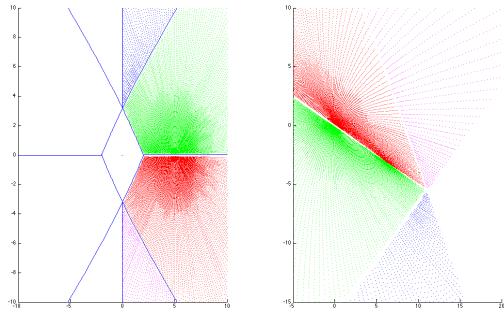


Figure 20: MAR9

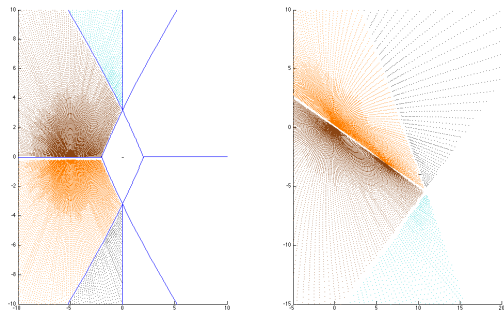


Figure 21: MAR10

5.2 The universal building as a cone

In this subsection, we will complete the pre-building $\mathcal{B}_{\text{pre}}^\phi$ constructed in the previous subsection to a building, following the strategy outlined in the introduction. The main proposition of this subsection is Proposition 5.16. First, we need some preliminary lemmas, which will be used in this subsection as well as the next.

Lemma 5.10. *Let A_+ be a closed half apartment in B bounded by a wall H , and let S be a sector with vertex x such that $S \cap H = P$ is a panel of S (in particular $x \in H$), and such that the germ $\Delta_x S$ is not contained in A_+ . Then S is opposite to some sector S^- of A_+ .*

Proof. Let A be an apartment containing A_+ . Consider the link G of B at x . This is a spherical building. Then (keeping only A and S) the situation is as in Figure 22, where $S^- \subset A_+$. From this, it is clear that S has to be opposite to S^- , otherwise the girth would be less than six.

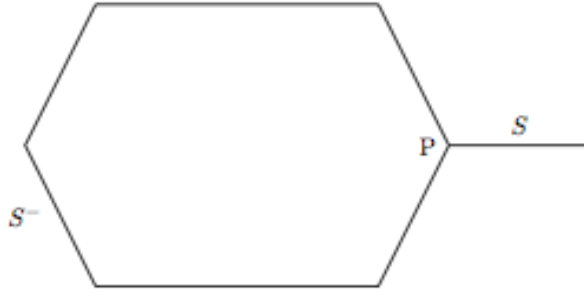


Figure 22: Part of link near x

□

Lemma 5.11. *Let A_+ , H , P and S be as in Lemma 5.10. Then there exists an apartment containing $A_+ \cup S$.*

Proof. Let A be an apartment containing A_+ as a half-apartment. By Lemma 5.10, we can use (CO) from (2.16) to conclude that S and S^- are contained in a common apartment A' . Then $P \cup S^- \subset A \cap A'$, thus $A_+ \subset A \cap A'$, by convexity. □

Corollary 5.12. *In the A_2 case i.e. for SL_3 buildings, suppose S_1, S_2, S_3, S_4 are sectors based at a single point x , such that S_i and S_{i+1} share a common face for $i = 1, 2, 3$. Suppose that these successive common faces are distinct. Then S_1, S_2, S_3, S_4 are contained in a common apartment.*

Proof. We show this by induction on i . For $i = 1$ it is easy. Suppose $i \leq 4$ and we have shown it up to $i - 1$, that is to say we have an apartment A' containing S_1, \dots, S_{i-1} . These sectors satisfy the same adjacency condition within A' , from which it follows that they are successive sectors arranged around the vertex x . Now, $R := S_i \cap S_{i-1}$ is the face of S_{i-1} (ray) which is different from $S_{i-2} \cap S_{i-1}$. Let H be the half-apartment of A' whose boundary contains R , and which contains S_{i-1} . Then, H contains S_1, \dots, S_{i-1} . Indeed, if some previous S_j were not in H then its boundary would have to contain R . (Here is where we use $i - 1 \leq 3$, to say that a previous S_j cannot leave H along the other ray in ∂H .) Now apply the previous lemma: we get an apartment A containing $H \cup S_i$, so A contains S_1, \dots, S_i . This completes the inductive step. \square

We now turn to the construction of the universal building. Consider the pe-building constructed in the previous subsection by gluing MARs. Note that it has a special vertex $\{o\}$, namely, the image of both the collision points. Now consider the link G of the pre-building $\mathcal{B}_{\text{pre}}^\phi$ at the vertex $\{o\}$. This is shown in Figures 3 and 23

Construction 5.13. Let G be the link at the vertex $\{o\}$ of the building. We can view G as a bipartite graph, by coloring its alternate vertices black and white. Write $bw bw b w . bw$ for a sequence of black and white vertices connected by edges. Now define a bipartite graph inductively as follows. Let $G = G_0$. Having defined G_{n-1} , we define G_n by gluing in a pair of edges $bw b$ (resp. $w b w$) to every sequence of 4 edges $w b w b w$ (resp. $b w b w b$) that is not contained in a hexagon. See Figure 24. The idea is that the link of the affine building that we want to construct should be a spherical building of type A_2 , and the apartments in a spherical building of type A_2 are hexagons. The first stages of this process are shown in Figure 23. Define

$$\mathcal{B}^8 := \cup_{n=0}^{\infty} G_n$$

Then we have the following proposition

Proposition 5.14. *There is a natural structure of a spherical building of type A_2 on \mathcal{B}^8 .*

Corollary 5.15. *There is a natural structure of a building with Weyl group $W \rtimes \mathbb{R}^2$ on $\mathcal{B}^\phi := \text{Cone}(\mathcal{B}^8)$, the cone over the spherical building \mathcal{B}^8 . Here W is the Weyl group of $\text{SL}_3 \mathbb{C}$.*

The proposition follows immediately from the following [AB08, Proposition 4.44], which says that a connected bipartite graph in which every vertex is the face of at least two edges is a building if and only if it has diameter m and girth $2m$ for some m with $2 \leq m \leq \infty$, in which case it is a building of type. Ours is the case $m = 3$.

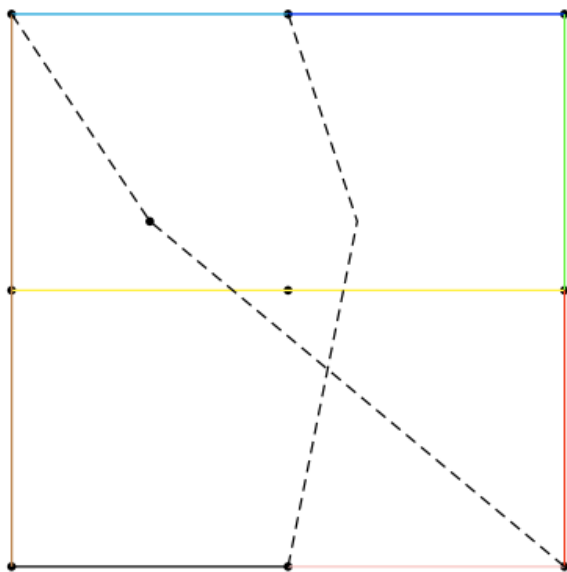


Figure 23: Adding sectors to the link of the BNR pre-building

Proposition 5.16. *The isometry of pre-buildings $i : \mathcal{B}_{\text{pre}}^\phi \rightarrow \mathcal{B}^\phi$ has the following universal property: given any building \mathcal{B} and an isometric embedding $j : \mathcal{B}_{\text{pre}}^\phi \hookrightarrow \mathcal{B}$ there exists a folding map of buildings $\theta : \mathcal{B}^\phi \rightarrow \mathcal{B}$ such that the following diagram commutes:*

$$\begin{array}{ccc}
 \mathcal{B}_{\text{pre}}^\phi & \xrightarrow{i} & \mathcal{B}^\phi \\
 & \searrow j & \downarrow \theta \\
 & & \mathcal{B}
 \end{array}$$

Proof. The edges in the graph (spherical building) correspond to sectors in the affine building \mathcal{B}^ϕ . Therefore, the proposition follows easily from Corollary 5.12. \square

5.3 The universal property and the WKB spectrum

The main theorem of this section is the following:

Theorem 5.17. *Let $h : X \rightarrow \mathcal{B}$ be a harmonic ϕ -map to a building. Then there exists a folding map of buildings $\psi : \mathcal{B}^\phi \rightarrow \mathcal{B}$ that restricts to an isometry of pre-buildings on $\mathcal{B}_{\text{pre}}^\phi$, and is such that*

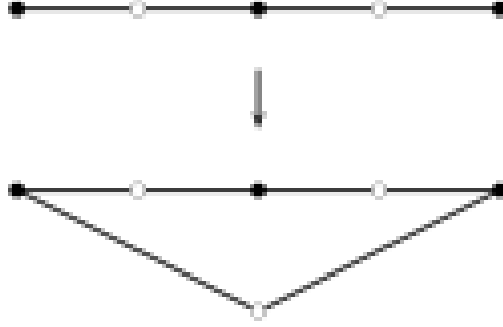


Figure 24: Completing hexagons in the bipartite graph

the following diagram commutes:

$$\begin{array}{ccc}
 X & \xrightarrow{h^\phi} & \mathcal{B}^\phi \\
 & \searrow h & \downarrow \psi \\
 & & \mathcal{B}
 \end{array}$$

Furthermore, if $\psi' : \mathcal{B}^\phi \rightarrow \mathcal{B}$ is another folding map such that $\psi' \circ h^\phi = h$, then $\psi'|_{\mathcal{B}_{\text{pre}}^\phi} = \psi|_{\mathcal{B}_{\text{pre}}^\phi}$.

Proof. The theorem follows immediately from the universal property of $i : \mathcal{B}_{\text{pre}}^\phi \rightarrow \mathcal{B}^\phi$ (Proposition 5.16), and the universal property of the map $h^{\text{pre}} : X \rightarrow \mathcal{B}_{\text{pre}}^\phi$ described in Proposition 5.19 below. \square

Corollary 5.18. *The map $h^\phi : X \rightarrow \mathcal{B}^\phi$ computes the dilation spectrum for any WKB problem with spectral cover ϕ .*

Proof. This follows immediately from the Theorem 4.7, Proposition 4.8 and Theorem 5.17. \square

We now turn to the universal property of $h^{\text{pre}} : X \rightarrow \mathcal{B}_{\text{pre}}^\phi$. The proof of the following proposition will occupy the rest of this section:

Proposition 5.19. *Let \mathcal{B} be a building, and let $h : X \rightarrow \mathcal{B}$ be any harmonic ϕ -map. Then there exists a unique isometry of pre-buildings $\psi : \mathcal{B}_{\text{pre}}^\phi \rightarrow \mathcal{B}$ such that the following diagram commutes:*

$$\begin{array}{ccc}
 X & \xrightarrow{h^{\text{pre}}} & \mathcal{B}_{\text{pre}}^\phi \\
 & \searrow h & \downarrow \exists! \psi \\
 & & \mathcal{B}
 \end{array}$$

The strategy of the proof of the proposition is as follows. We will first argue that every connected component of the complement of the spectral network is mapped into a single sector by any ϕ -map from X to a building. We will then observe that in any building with vectorial Weyl group of type A_2 , any four adjacent sectors are contained in a single apartment. Combining these observations, it follows easily that each of the ten regions shown in Figures 12 – 21 is mapped into a single apartment by any ϕ -map. Using this, together with the fact that $\mathcal{B}_{\text{pre}}^\phi$ is constructed by gluing in an apartment for each of the ten regions MAR1 - MAR10, it is straightforward to show that there exists a unique factorization ψ as claimed in the proposition. We now turn to the details of this argument:

Lemma 5.20. *Let R_0 denote the closure of the connected component of the complement of the BNR spectral network that is at the center of the diagram (see Figure 12). Let $h : X \rightarrow \mathcal{B}$ be a harmonic ϕ -map to a building \mathcal{B} . Then there is a sector S in \mathcal{B} such that $h(U) \subseteq S$.*

Proof. Let ϵ be a small positive real number, let $P_\epsilon = -2 + \epsilon$ and $Q_\epsilon = 2 - \epsilon$, and let $\Omega_\epsilon := \Omega_{P_\epsilon Q_\epsilon}$ be the region defined in Corollary 3.19 (see Figure 25). Then by Corollary 3.19, each of the regions Ω_ϵ is mapped into a single apartment. Since we can make ϵ arbitrarily small, it follows that R_0 is mapped into a single apartment A .

Since h is a ϕ -map, away from the ramification point we can choose coordinates on the apartment A such that $dh = (\phi_1, \dots, \phi_r)$ where “ $\phi = (\phi_1, \dots, \phi_r)$ upto some permutation”. It follows that the foliation lines are the pullbacks of the hyperplanes defining the apartment. From this one sees easily that R_0 maps into the intersection of sectors S_l and S_r in A based at $h(b_l)$ and $h(b_r)$ respectively. Here b_l is the branch point -2 and b_r is the branch point 2 . Furthermore, the segments of the spectral network lines that constitute the boundary of R_0 map to the boundaries of these sectors. \square

Lemma 5.21. *Let $h : X \rightarrow \mathcal{B}$ be a harmonic ϕ -map to a building. Let c_u and c_l denote the collision points of the BNR spectral network. Then $h(c_u) = h(c_l)$.*

Proof. We know that the central yellow region maps to a single apartment. So to prove the lemma it suffice to compute the integrals of the 1-forms along a contour (that stays within the central region) from one collision point to the other. More precisely, we can choose a section of the cameral cover over R_0 , and use this to write $\phi = (\phi_1, \phi_2, \phi_3)$, and then integrate the three 1-forms ϕ_1, ϕ_2, ϕ_3 along a contour joining the collision points. One checks that this integral is $(0, 0, 0)$ (This follows easily from the definition of spectral networks, and the fact that $\sum_i \phi = 0$). Thus, the vector distance between $h(c_u)$ and $h(c_l)$ is zero. The lemma follows. \square

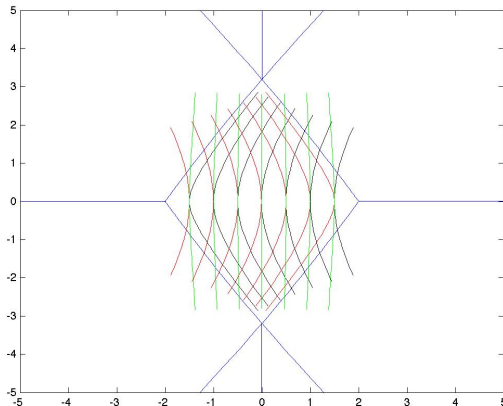


Figure 25: The Caustic Line

Remark 5.22. The proof of the lemma actually shows that $h(x) = h(\bar{x})$ for all x in R_0 , where \bar{x} denotes the complex conjugate of x . Thus, the segment of the $[-2, 2] \times \{0\}$ is a “fold-line” or caustic for any ϕ -map.

Lemma 5.23. *Let R_0, \dots, R_9 denote the closures of connected components of the complement of the BNR spectral network, and let $h : X \rightarrow \mathcal{B}$ be a ϕ -map to a building. Then there exists apartments A_1, \dots, A_{10} , and sectors $S_i \subseteq A_i$ such that $h(R_i) \subset S_i$. Furthermore, if two regions R_i and R_j are adjacent (in the sense that their intersection contains an open segment in a spectral network curve), then the corresponding sectors S_i and S_j are adjacent in \mathcal{B} , i.e., they share a panel.*

Proof. We have already proven the lemma for R_0 (Lemma 5.20). We will describe the proof for one of the regions R_1 through R_8 ; the other cases are similar. Consider the region R_1 which contains the point q shown in Figure 26, and consider the points p and r shown in the figure (they lie on spectral network lines).

Apply Corollary 3.19 with $P = p$ and $Q = r$. The interior of the region U_{pr} bounded by the two spectral network lines containing p and r on the one side, and the thick red and thick black foliation lines on the other, does not contain any singularities of h , by Proposition 3.23, since it does not contain any ramification point. Using this, it is easy to see that Ω_{PQ} , in the notation of Corollary 3.19, equals U_{pr} . It follows that this entire region is mapped into a single apartment. Since the inverse images of apartments are closed, the closure of this region also maps to a single apartment. Thus, we see that the region R_1 can be exhausted by a family of compact sets, each of which maps to a single apartment. Since we require our buildings to have a complete set of

apartments (Definition 2.17), it follows that the entire region R_1 is mapped into a single apartment A . Arguing exactly as in Lemma 5.20, we see that R_1 must in fact be mapped to a single sector S_1 with vertex at $h(c_u)$, the image of the upper collision point.

Furthermore, the spectral network lines emanating from c_u (resp. c_l) map to panels in the building based at $h(c_u)$. This immediately implies the last statement of the lemma. \square

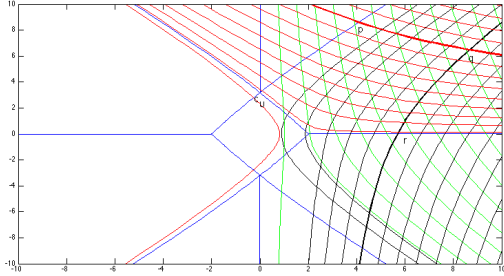


Figure 26: The foliation lines in a region

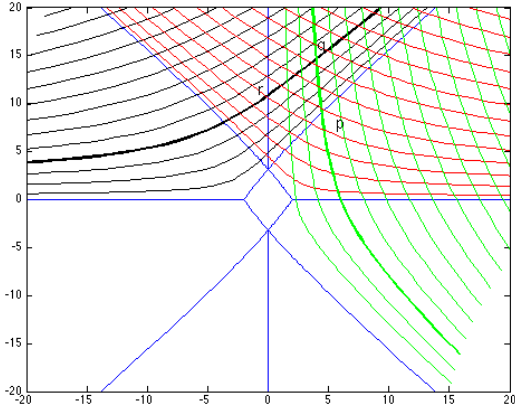


Figure 27: The foliation lines in another region

Proof of Proposition 5.19. Let $h : X \rightarrow \mathcal{B}$ be a ϕ -map. We claim that for each MAR M in X , there exists an apartment A in \mathcal{B} such that $h(M) \subset A$. The proposition follows immediately from this claim and Proposition 3.27.

We now prove the claim. From Lemma 5.23 and 5.20 we see that every sequence of “four adjacent regions” on X is mapped to a sequence of four adjacent sectors in the building under any

ϕ -map. By Corollary 5.12 every such four sectors are contained in a single apartment. Thus, we have shown that any ϕ -map carries each of the MARs that consists of at most 4 of the regions R_0 through R_9 into a single apartment.

It remains to prove the claim for MAR3 and MAR4. Note that both of these MARs contain the yellow region R_0 at the center of the picture. Let us consider one of these MARs, say MAR3. The argument for the other MAR is identical. The argument of the previous paragraph shows that there is an apartment A such that the complement of R_0 in MAR3 is mapped to the union of four adjacent sectors in A .

Let ϵ be a small positive number and let $P_\epsilon = -2 + i\epsilon$ be a point just above the branch point b_l and let $Q_\epsilon = 2 + i\epsilon$ be a point just above the branch point b_r . Apply Corollary 3.19 with $P = P_\epsilon$ and $Q = Q_\epsilon$. Then the region $\Omega_{P_\epsilon Q_\epsilon}$ (in the notation of Corollary 3.19) intersects R_0 in a shaded region shown in Figure 28. By Corollary 3.19, every point in this region is in the Finsler convex hull of $h(P_\epsilon)$ and $h(Q_\epsilon)$. Since $h(P_\epsilon)$ and $h(Q_\epsilon)$ are contained in A , it follows that the entire shaded region is mapped into A . Since ϵ can be made arbitrarily small, and the inverse images of apartments under continuous maps are closed we see that all of R_0 is mapped into A . Thus, the entire maximal abelian region MAR3 is mapped into A . This completes the proof. \square

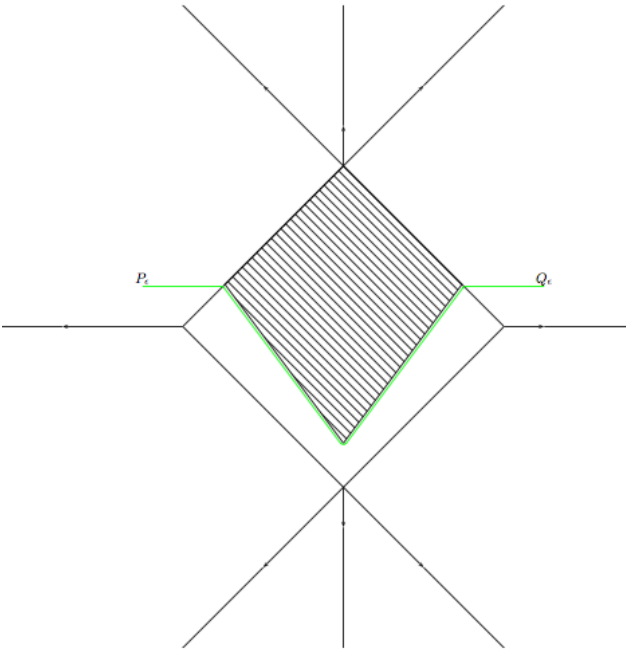


Figure 28: Showing that MAR3 is mapped to a single apartment

One can immediately see from the construction of \mathcal{B}^ϕ that an appropriate version (see Caveat 3.30) of Conjecture 3.29 holds in the BNR example:

Proposition 5.24. *Let \mathcal{W}_{bnr} denote the BNR spectral network, and let $\mathcal{W}_{\text{bnr}}^{\text{ext}}$ be the extended spectral network, obtained as the union of the BNR spectral network with the “backward collision line” (the vertical foliation line joining the collision points). Let $h^\phi : X \rightarrow \mathcal{B}^\phi$ be the universal harmonic map to a building. Then we have the following:*

1. *The inverse image under h^ϕ of the singular set of \mathcal{B}^ϕ contains the spectral network \mathcal{W}_{bnr} .*
2. *The inverse image under h^ϕ of the singular set of \mathcal{B}^ϕ equals the extended spectral network $\mathcal{W}_{\text{bnr}}^{\text{ext}}$.*

Recall that a point in a building is singular if no neighborhood of the point is contained in a single apartment.

6 An example with BPS states

In this section we carry out *Step 1* from the BNR example for the spectral cover considered in Section 6 of [GMN12]. Let x be a coordinate on $X = \mathbb{A}_{\mathbb{C}}^1$ and let p be the coordinate along the fiber of the cotangent bundle $T_X^\vee \simeq \mathbb{A}_{\mathbb{C}}^2$. The spectral cover Λ is given by the equation

$$p^3 + 4xp + 1 = 0$$

and thus $\Sigma \simeq (\mathbb{A}_{\mathbb{C}}^1)^*$. As in Section 5, we quantize the spectral curve to obtain a family of differential operators

$$H_t = \frac{1}{t^3} \frac{d^3}{dx^3} - \frac{4}{t} x \frac{d}{dx} + 1.$$

This, in turn, can be recast into a system of first order ODEs.

The spectral network for $\Lambda \rightarrow X$ was constructed in [GMN12], see Figures 29, 30. The MARs were constructed as in the BNR example (see Figures 32, 33, 34, 35 for some examples).

In this example, there is a closed BPS state $\bar{\gamma}$ (also described in [GMN12]): the red *BPS web* in Figure 31 can be lifted to a closed cycle $[\bar{\gamma}] \in H_1(\Lambda, \mathbb{Z})$. We can see $\bar{\gamma}$ in the building as follows:

Definition 6.1. A simplex S of maximal dimension in \mathcal{B}^ϕ whose codimension one facets are reflection hyperplanes is called a BPS simplex if every vertex of S is contained in the intersection of two singular walls.

We can see that the building \mathcal{B}^ϕ contains a BPS simplex S , namely the grey triangle in Figure 32. It is interesting to note that $\operatorname{Re} \int_{\bar{\gamma}} \lambda$ determines S as follows: From the definition of spectral networks, it follows that

$$\int_P^Q \lambda_{13} = \int_P^Q \lambda_{23} = \int_P^R \lambda_{23} = \int_P^R \lambda_{21} = l.$$

Similarly,

$$\int_Q^P \lambda_{13} = \int_Q^R \lambda_{13} = \int_Q^R \lambda_{12} = l.$$

Using coordinates $(x, y) = (\int \lambda_1, \int \lambda_2)$, we obtain the following relations on the side lengths of S

$$\Delta_x^{PQ} = \Delta_y^{PQ} \quad \Delta_x^{QR} = \Delta_y^{QR} + l \quad \Delta_x^{PR} = \Delta_y^{PR} + l.$$

Now, S is contained in a single apartment and is bounded by reflection hyperplanes.

In fact, from these relations it follows that the volume V of S is equal to l^2 . On the other hand side:

$$(4) \quad l = \int_P^Q \lambda_{23} = \left(\int_P^Q + \int_Q^{b_1} + \int_R^Q \right) \lambda_{23} + \left(\int_R^{b_2} + \int_R^P \right) \lambda_{13},$$

since

$$(5) \quad \int_P^Q \lambda_{23} = \int_P^Q \lambda_2 + \int_Q^P \lambda_3 = \int_P^Q \lambda_2 + \left(\int_Q^R + \int_R^P \right) \lambda_3 = \int_P^Q \lambda_2 + \int_Q^R \lambda_3 + \int_R^P \lambda_1.$$

Adding up all terms in (4) and using (5) we get

$$l = \operatorname{Re} \int_{\bar{\gamma}} \lambda.$$

Thus, we obtain

$$V = |\operatorname{Re} Z(\bar{\gamma})|^2.$$

Note that as we vary the angle in \mathcal{W}_θ , the volume of the triangle changes. Precisely at the angle for which there exists the closed BPS state $\bar{\gamma}$ (see Figure 31), the volume of the triangle vanishes. This situation is analogous to the case of trees and should lead to a notion of flips for buildings.

We conjecture that the relation between stability conditions and buildings should always work similarly. In the case that $h(X) \subset \mathcal{B}^\phi$ contains finitely many BPS simplices, we propose a construction for the heart of the bounded t-structure in the $SL(3, \mathbb{C})$ case as a quiver Q :

- associate a vertex to every BPS simplex S
- associate an arrow to every edge in $S \cap S'$, where the direction of the arrow is determined by the orientation of X

By the Ginzburg construction, this determines a Calabi-Yau triangulated Category $\mathcal{C}(\mathcal{B}^\phi)$.

We expect that one can also construct a heart of a bounded t-structure from the building \mathcal{B}^ϕ if there are infinitely many BPS simplices.

Conjecture 6.2. *$\mathcal{C}(\mathcal{B}^\phi)$ is independent of the element $(\varphi_2, \varphi_3) \in H^0(X, \omega_X^2) \oplus H^0(X, \omega_X^3) = B$. Furthermore, a connected component of the moduli space of stability conditions can be identified with the Hitchin base B .*

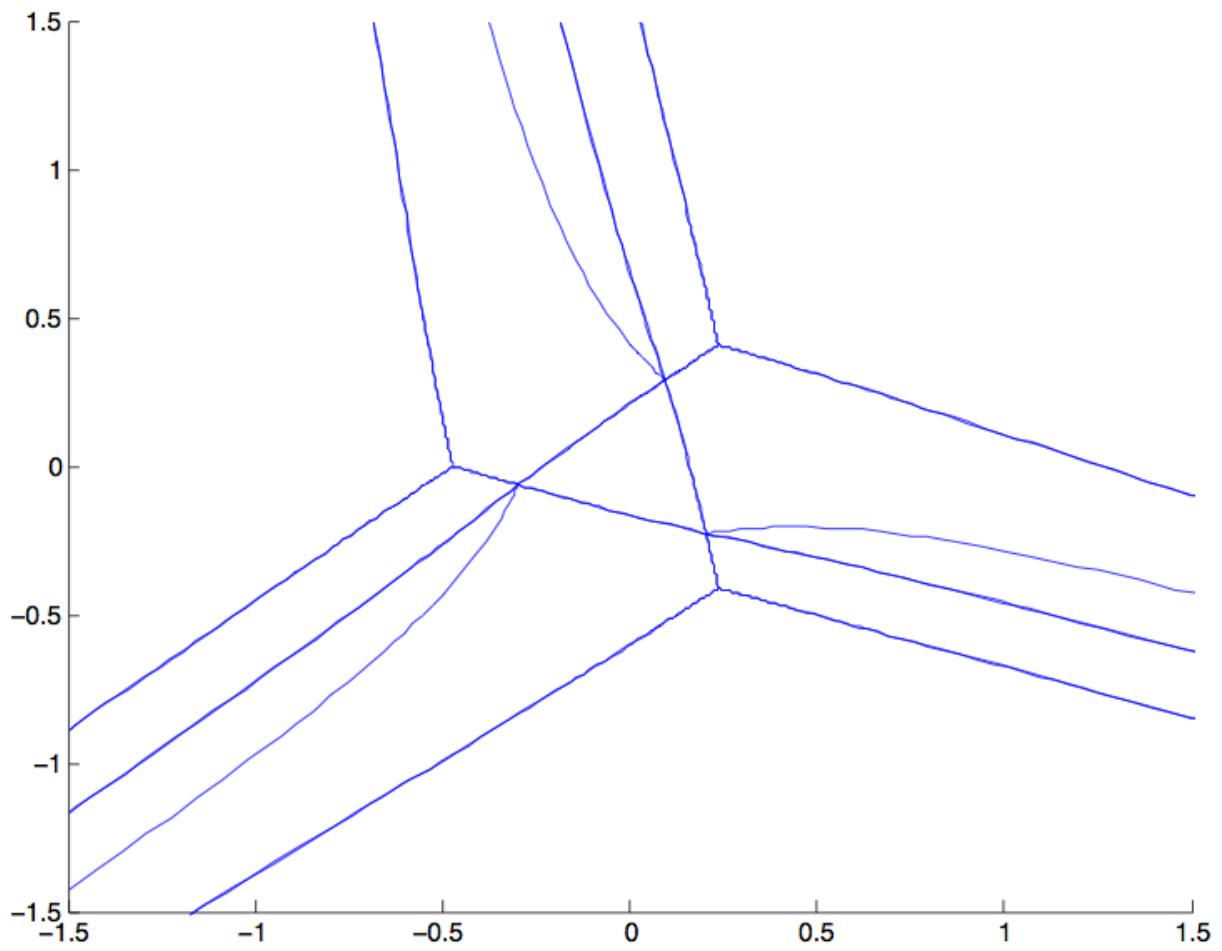


Figure 29: Spectral Network for $\theta = \pi/3$

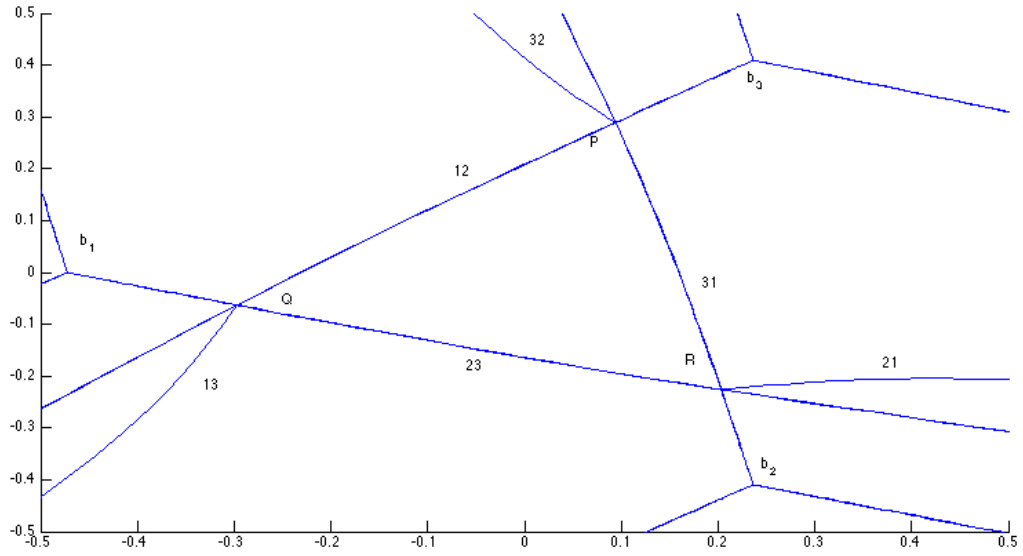


Figure 30: Spectral Network for $\theta = \pi/3$

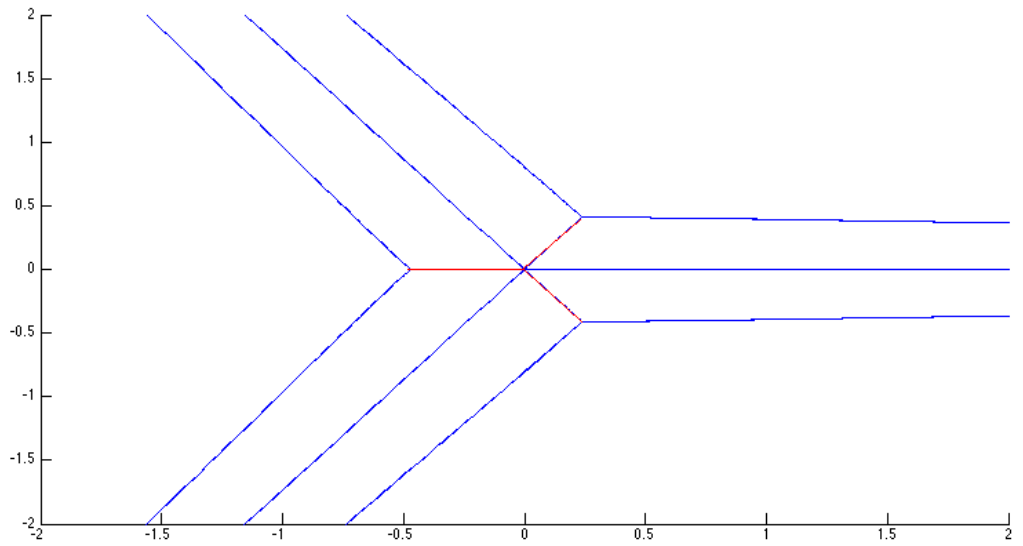


Figure 31: Spectral Network and BPS state for $\theta = \pi/2$

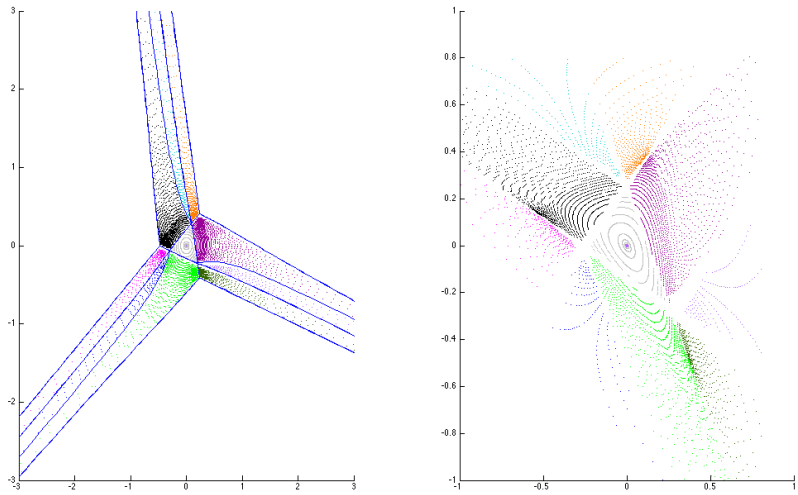


Figure 32: MAR1

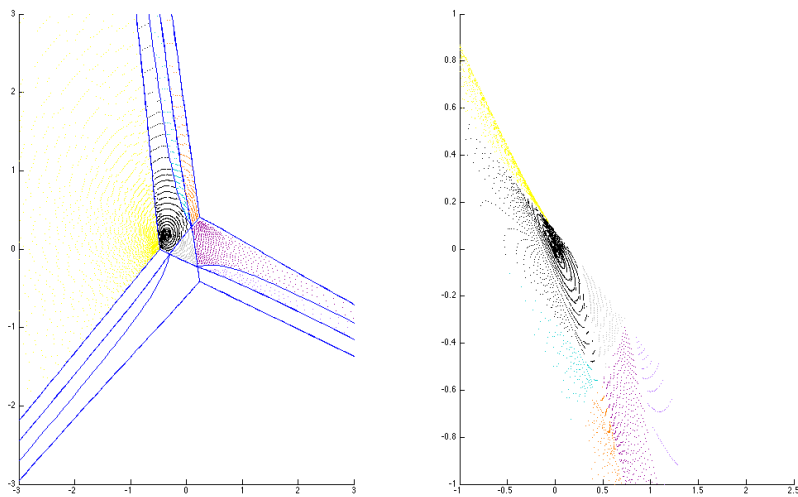


Figure 33: MAR2

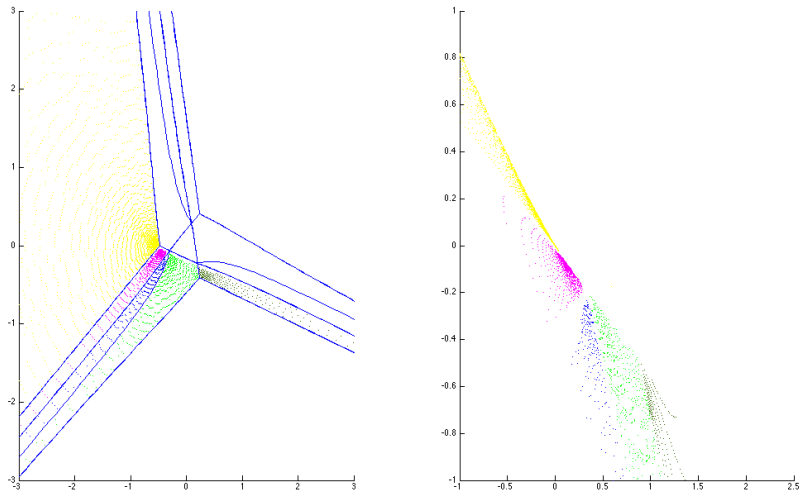


Figure 34: MAR3

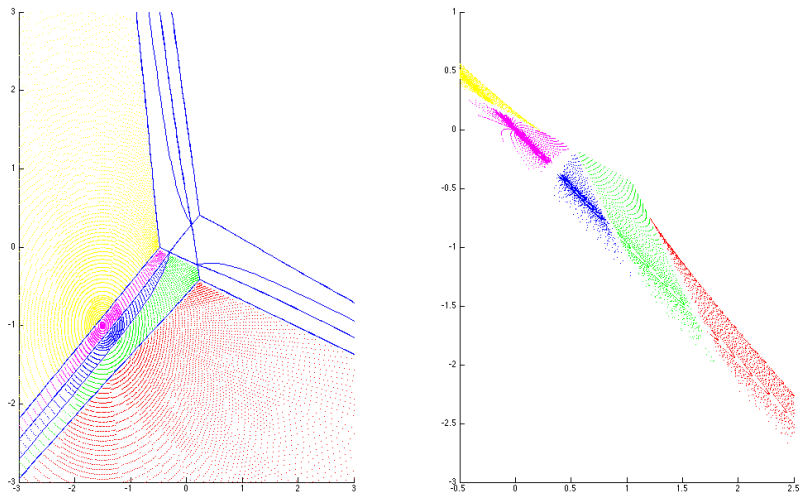


Figure 35: MAR4

7 Outlook

Over the last several years, a variety of new categorical structures have been discovered by physicists. Furthermore, it has become transparently evident that the higher categorical language is beautifully suited to describing cornerstone concepts in modern theoretical physics.

In a striking series of papers Gaiotto-Moore-Neitzke [GMN13b, GMN13a, GMN12] and Bridgeland-Smith [BS13, Smi13] have established a connection between Teichmüller theory and the theory of stability conditions on triangulated categories. An analogy between the Teichmüller geodesic flow and the wall crossing on the space of stability conditions had been noticed previously in the works of Kontsevich and Soibelman [KS13, KS10, KS11].

These discoveries were taken further by Dimitrov, Haiden, Katzarkov and Konsevich in [DHKK13]. They have defined and studied entropy in the context of triangulated and A_∞ -categories. Dynamical entropy typically arises as a measure of the complexity of a dynamical system. This notion exists in a variety of flavors, e.g. the Kolmogorov-Sinai measure-theoretic entropy, the topological entropy of Thurston and Gromov and algebraic entropy.

The following categorical versions were proven in [DHKK13].

Theorem 7.1. *In the saturated case, the entropy of an endofunctor may be computed as a limit of Poincaré polynomials of Ext-groups.*



This result is connected to classical dynamical systems:

Theorem 7.2. *In the saturated case (under a certain generic technical condition), there is a lower bound on the entropy given by the logarithm of the spectral radius of the induced action on Hochschild homology.*

The following basic correspondences with classical theory of dynamical systems have emerged:

1. geodesics \leftrightarrow stable objects.
2. compactifications of Teichmüller spaces \leftrightarrow stability conditions.
3. classical entropy of pseudo-Anosov transformations \leftrightarrow categorical entropy.
4. categories \leftrightarrow differential equations.

We record our findings in the following table:

Category	Stable objects	Stab. cond.	Density of phases	Diff. eq.
A_n		$e^{P(z)}(dz)^2$	NO	$\left(\left(\frac{d}{dz}\right)^2 + e^{P(z)}\right) f = 0$
\hat{A}_n		$q(z)(dz)^2$	YES	Schrödinger eq.
$\text{tot}(A_{r-1})$ \downarrow \mathcal{C}	Spectral networks	$\bigoplus_{k=2}^r H^0(X, \omega_X^{\otimes k})$	YES	Lax pair

In this paper we have initiated a study of these correspondences in the case recorded in the third row of the table above – this corresponds to the where the category \mathcal{C} arises as the global sections of a constructible sheaf of two dimensional CY-categories over a Lagrangian skeleton - see [DHKK13],

We have established initial evidence for the conjectures described below. In this paper, for simplicity, we have considered only the case of 2 dimensional buildings connected with SL_3 C-Higgs bundles. However, we expect these conjectures to be true for buildings associated to arbitrary semisimple Lie groups.

Conjecture 7.3. *Let G be a semisimple complex Lie group, let X be a Riemann surface, and let $\phi \in \bigoplus_{i=1}^r H^0(X, \omega_X^{\otimes d_i})$ be a point in the corresponding Hitchin base. The singularities of the harmonic map to the universal building associated to ϕ determine a category 3d CY-category \mathcal{C} .*

The study of the singularities in [GS92] and in [DM] suggest that the combinatorics of the building and singularities of the harmonic map strongly affect the category. We also establish a possibility of studying stability conditions on \mathcal{C} :

Conjecture 7.4. *There exists a component of the moduli space of stability conditions of \mathcal{C} which contains the Hitchin base $\bigoplus_{i=1}^r H^0(X, \omega_X^{\otimes d_i})$*

In general we expect this component to contain the base of the Hitchin system. The connection with differential equations, initiated in [Wit11], goes even further.

Conjecture 7.5. *The behavior of the Stokes factors and resurgence phenomenon for the Lax pair of the Hitchin system determine the wall-crossing phenomena on the component of the moduli space of stability conditions of \mathcal{C} containing the Hitchin base $\bigoplus_{i=1}^r H^0(X, \omega_X^{\otimes d_i})$.*

This is just the tip of the iceberg. We expect deeper structures to come out of these considerations. In particular, we expect that we can embed our spectral curve in germs of differentials and consider, in such a way, a map of maximal dimension. This should give a fibration of tori, and Strebel type of behavior in higher dimensions.

We conclude by listing two natural questions that arise from this work. The following question was suggested to us by A. Goncharov:

Question 7.6. Is there a natural connection between “the harmonic maps to buildings approach” to constructing categories, on the one hand, and the approach of Goncharov and Shen [GS13], which is based on “surface affine Grassmannians” and ideal SL_m webs, on the other?

In their recent work [DK12], Dyckerhoff and Kapranov have introduced the notion of a 2-Segal space, which axiomatizes the properties of the Waldhausen S -construction, and is the structure underlying Hall algebras (“algebras of BPS states”). These 2-Segal spaces are ubiquitous in mathematics, and have been used by Dyckerhoff and Kapranov to construct the Fukaya category of a surface [DK13], implementing an instance of Kontsevich’s program of localizing Fukaya categories along Lagrangian skeleta. In this context, it is intriguing to note that one of the examples of a 2-Segal space is a Bruhat-Tits building ([DK12, Example 3.1.5]). This naturally leads to the following:

Question 7.7. Is there a 2-Segal space naturally associated to the universal building, and how is it related to the Hall algebra of the 3d CY-category \mathcal{C} , and to spectral networks?

List of Figures

1	The real points of the BNR spectral cover	16
2	The BNR Spectral Network	16
3	The Octagon in the link of the building	19
4	The spherical building of $SL(3, \mathbb{F}_2)$	24
5	The Bruhat-Tits building of $SL(3, \mathbb{Q}_2)$	25
6	Spectral Network near a branch point	49
7	Colliding Spectral Network lines	50
8	Detour integral	65
9	Estimating the WKB exponents using spectral networks	66
10	Reconstructing Maximal Abelian Regions (MARs) from spectral networks	67
11	Spectral networks for varying values of θ	68
12	MAR1	68
13	MAR2	69
14	MAR3	69
15	MAR4	69
16	MAR5	70
17	MAR6	70
18	MAR7	70
19	MAR8	71
20	MAR9	71
21	MAR10	71
22	Part of link near x	72
23	Adding sectors to the link of the BNR pre-building	74
24	Completing hexagons in the bipartite graph	75
25	The Caustic Line	77
26	The foliation lines in a region	78
27	The foliation lines in another region	78
28	Showing that MAR3 is mapped to a single apartment	79
29	Spectral Network for $\theta = \pi/3$	83
30	Spectral Network for $\theta = \pi/3$	84
31	Spectral Network and BPS state for $\theta = \pi/2$	84
32	MAR1	85

33	MAR2	85
34	MAR3	86
35	MAR4	86

References

- [AB08] P. Abramenko and K. S. Brown, *Buildings*, Graduate Texts in Mathematics, vol. 248, Springer, New York, 2008, Theory and applications.
- [Aok05] T. Aoki, *A fresh glimpse into the Stokes geometry of the Berk-Nevins-Roberts equation through a singular coordinate transformation*, Technical report, Kyoto University, Research Institute for Mathematical Sciences, 2005.
- [BBŚ82] A. Białyński-Birula and J. Świąćicka, *Complete quotients by algebraic torus actions*, Group actions and vector fields (Vancouver, B.C., 1981), Lecture Notes in Math., vol. 956, Springer, Berlin, 1982, pp. 10–22.
- [BBŚ87] ———, *Generalized moment functions and orbit spaces*, Amer. J. Math. **109** (1987), no. 2, 229–238.
- [BNR82] H. L. Berk, W. Nevins, and K. V. Roberts, *New Stokes’ line in WKB theory*, J. Math. Phys. **23** (1982), no. 6.
- [BNR89] A. Beauville, M. S. Narasimhan, and S. Ramanan, *Spectral curves and the generalised theta divisor*, J. Reine Angew. Math. **398** (1989), 169–179.
- [BS13] T. Bridgeland and I. Smith, *Quadratic differentials as stability conditions*, ArXiv e-prints (2013), 1302.7030 [math.AG].
- [BSS10] C. D. Bennett, P. N. Schwer, and K. Struyve, *On axiomatic definitions of non-discrete affine buildings*, ArXiv e-prints (2010), 1003.3050 [math.MG].
- [Com77] W. W. Comfort, *Ultrafilters: some old and some new results*, Bull. Amer. Math. Soc. **83** (1977), no. 4, 417–455.
- [dCHM12] M. A. de Cataldo, T. Hausel, and L. Migliorini, *Topology of Hitchin systems and Hodge theory of character varieties: the case A_1* , Ann. of Math. (2) **175** (2012), no. 3, 1329–1407.

- [DDW00] G. Daskalopoulos, S. Dostoglou, and R. Wentworth, *On the Morgan-Shalen compactification of the $SL(2, \mathbf{C})$ character varieties of surface groups*, Duke Math. J. **101** (2000), no. 2, 189–207.
- [DHKK13] G. Dimitrov, F. Haiden, L. Katzarkov, and M. Kontsevich, *Dynamical systems and categories*, ArXiv e-prints (2013), 1307.8418 [math.CT].
- [DK12] T. Dyckerhoff and M. Kapranov, *Higher Segal spaces I*, ArXiv e-prints (2012), 1212.3563 [math.AT].
- [DK13] ———, *Triangulated surfaces in triangulated categories*, ArXiv e-prints (2013), 1306.2545 [math.AG].
- [DM] G. Daskalopoulos and C. Mese, *On the singular set of harmonic maps into DM-complexes*, Mem. Amer. Math. Soc., To appear.
- [Don95] R. Donagi, *Spectral covers*, Current topics in complex algebraic geometry (Berkeley, CA, 1992/93), Math. Sci. Res. Inst. Publ., vol. 28, Cambridge Univ. Press, Cambridge, 1995, pp. 65–86.
- [DW07] G. Daskalopoulos and R. Wentworth, *Harmonic maps and Teichmüller theory*, Handbook of Teichmüller theory. Vol. I, IRMA Lect. Math. Theor. Phys., vol. 11, Eur. Math. Soc., Zürich, 2007, pp. 33–109.
- [EKPR12] P. Eyssidieux, L. Katzarkov, T. Pantev, and M. Ramachandran, *Linear Shafarevich conjecture*, Ann. of Math. (2) **176** (2012), no. 3, 1545–1581.
- [Eve12] B. Everitt, *A (very short) introduction to buildings*, ArXiv e-prints (2012), 1207.2266 [math.GR].
- [FW01] B. Farb and M. Wolf, *Harmonic splittings of surfaces*, Topology **40** (2001), no. 6, 1395–1414.
- [GMN12] D. Gaiotto, G. W. Moore, and A. Neitzke, *Spectral Networks and Snakes*, ArXiv e-prints (2012), 1209.0866 [hep-th].
- [GMN13a] D. Gaiotto, G. W. Moore, and A. Neitzke, *Spectral Networks*, Ann. Henri Poincaré **14** (2013), no. 7, 1643–1731.

- [GMN13b] ———, *Wall-crossing, Hitchin systems, and the WKB approximation*, Adv. Math. **234** (2013), 239–403.
- [Gro81] M. Gromov, *Structures métriques pour les variétés riemanniennes*, Textes Mathématiques [Mathematical Texts], vol. 1, CEDIC, Paris, 1981, Edited by J. Lafontaine and P. Pansu.
- [Gro07] ———, *Metric structures for Riemannian and non-Riemannian spaces*, english ed., Modern Birkhäuser Classics, Birkhäuser Boston Inc., Boston, MA, 2007, Based on the 1981 French original, With appendices by M. Katz, P. Pansu and S. Semmes, Translated from the French by Sean Michael Bates.
- [GS92] M. Gromov and R. Schoen, *Harmonic maps into singular spaces and p -adic superrigidity for lattices in groups of rank one*, Inst. Hautes Études Sci. Publ. Math. (1992), no. 76, 165–246.
- [GS13] A. B. Goncharov and L. Shen, *Geometry of canonical bases and mirror symmetry*, ArXiv e-prints (2013), 1309.5922 [math.RT].
- [Hau98] T. Hausel, *Compactification of moduli of Higgs bundles*, J. Reine Angew. Math. **503** (1998), 169–192.
- [Hel01] S. Helgason, *Differential geometry, Lie groups, and symmetric spaces*, Graduate Studies in Mathematics, vol. 34, American Mathematical Society, Providence, RI, 2001, Corrected reprint of the 1978 original.
- [Hon] N. Honda, *Degenerate Stokes geometry and some geometric structure underlying a virtual turning point*, Algebraic analysis and the exact WKB analysis for systems of differential equations, RIMS Kôkyûroku Bessatsu, B5, Res. Inst. Math. Sci. (RIMS), Kyoto, pp. 15–49.
- [Kat94] L. Katzarkov, *Factorization theorems for the representations of the fundamental groups of quasiprojective varieties and some applications*, eprint arXiv:alg-geom/9402012, 1994.
- [Kat95] L. Katzarkov, *Factorization theorems for the representations of the fundamental groups of quasiprojective varieties and some applications*, ProQuest LLC, Ann Arbor, MI, 1995, Thesis (Ph.D.)—University of Pennsylvania.
- [KL97] B. Kleiner and B. Leeb, *Rigidity of quasi-isometries for symmetric spaces and Euclidean buildings*, Inst. Hautes Études Sci. Publ. Math. (1997), no. 86, 115–197 (1998).

- [Kom13] A. Komyo, *On compactifications of character varieties of n -punctured projective line*, ArXiv e-prints (2013), 1307.7880 [math.AG].
- [KR98] L. Katzarkov and M. Ramachandran, *On the universal coverings of algebraic surfaces*, Ann. Sci. École Norm. Sup. (4) **31** (1998), no. 4, 525–535.
- [KS93] N. J. Korevaar and R. M. Schoen, *Sobolev spaces and harmonic maps for metric space targets*, Comm. Anal. Geom. **1** (1993), no. 3-4, 561–659.
- [KS10] M. Kontsevich and Y. Soibelman, *Motivic Donaldson-Thomas invariants: summary of results*, Mirror symmetry and tropical geometry, Contemp. Math., vol. 527, Amer. Math. Soc., Providence, RI, 2010, pp. 55–89.
- [KS11] ———, *Cohomological Hall algebra, exponential Hodge structures and motivic Donaldson-Thomas invariants*, Commun. Number Theory Phys. **5** (2011), no. 2, 231–352.
- [KS13] M. Kontsevich and Y. Soibelman, *Wall-crossing structures in Donaldson-Thomas invariants, integrable systems and Mirror Symmetry*, ArXiv e-prints (2013), 1303.3253 [math.AG].
- [Lei13] T. Leinster, *Codensity and the ultrafilter monad*, Theory Appl. Categ. **28** (2013), No. 13, 332–370.
- [LSS13] F. Loray, M.-H. Saito, and C. T. Simpson, *Foliations on the moduli space of rank two connections on the projective line minus four points*, Geometric and differential Galois theory (Luminy 2010), D. Bertrand, Ph. Boalch, J.-M. Couveignes, P. Dèbes, eds., Séminaires et Congrès, vol. 78, S.M.F., Paris, 2013, pp. 115–168.
- [Mau09] J. Maubon, *Symmetric spaces of the non-compact type: differential geometry*, Géométries à courbure négative ou nulle, groupes discrets et rigidités, Sémin. Congr., vol. 18, Soc. Math. France, Paris, 2009, pp. 1–38.
- [Par00a] A. Parreau, *Dégénérescences de sous-groupes discrets de groupes de lie semi-simples et actions de groupes sur des immeubles affines*, 2000, Thesis, Université Paris-Sud, Orsay.
- [Par00b] ———, *Immeubles affines: construction par les normes et étude des isométries*, Crystallographic groups and their generalizations (Kortrijk, 1999), Contemp. Math., vol. 262, Amer. Math. Soc., Providence, RI, 2000, pp. 263–302.

- [Par12] ———, *Compactification d'espaces de représentations de groupes de type fini*, *Math. Z.* **272** (2012), no. 1-2, 51–86.
- [Ron09] M. Ronan, *Lectures on buildings*, University of Chicago Press, Chicago, IL, 2009, Updated and revised.
- [Rou] G. Rousseau, *Euclidean buildings*, *Géométries à courbure négative ou nulle, groupes discrets et rigidités*, *Sémin. Congr.*, vol. 18, pp. 77–116.
- [Sim91] C. Simpson, *Asymptotic behavior of monodromy*, *Lecture Notes in Mathematics*, vol. 1502, Springer-Verlag, Berlin, 1991, Singularly perturbed differential equations on a Riemann surface.
- [Sim92] C. T. Simpson, *Higgs bundles and local systems*, *Inst. Hautes Études Sci. Publ. Math.* (1992), no. 75, 5–95.
- [Sim04] C. Simpson, *Asymptotics for general connections at infinity*, *Astérisque* (2004), no. 297, 189–231, *Analyse complexe, systèmes dynamiques, sommabilité des séries divergentes et théories galoisiennes. II*.
- [Smi13] I. Smith, *Quiver algebras as Fukaya categories*, *ArXiv e-prints* (2013), 1309.0452 [math.SG].
- [Ste06] D. A. Stepanov, *A remark on the dual complex of a resolution of singularities*, *Uspekhi Mat. Nauk* **61** (2006), no. 1(367), 185–186.
- [Ste08] ———, *A note on resolution of rational and hypersurface singularities*, *Proc. Amer. Math. Soc.* **136** (2008), no. 8.
- [Sun03] X. Sun, *Regularity of harmonic maps to trees*, *Amer. J. Math.* **125** (2003), no. 4, 737–771.
- [Thu07] A. Thuillier, *Géométrie toroïdale et géométrie analytique non archimédienne. Application au type d'homotopie de certains schémas formels*, *Manuscripta Math.* **123** (2007), no. 4, 381–451.
- [Was85] W. Wasow, *Linear turning point theory*, *Applied Mathematical Sciences*, vol. 54, Springer-Verlag, New York, 1985.
- [Wit11] E. Witten, *A new look at the path integral of quantum mechanics*, *Surveys in differential geometry. Volume XV. Perspectives in mathematics and physics*, *Surv. Differ. Geom.*, vol. 15, Int. Press, Somerville, MA, 2011, pp. 345–419.