

Tunable electromagnetic chirality induced by graphene inclusions in multi-layered metamaterials

Carlo Rizza^{1,2}, Elia Palange², Alessandro Ciattoni^{3,*}

¹ Dipartimento di Scienza e Alta Tecnologia, Università dell'Insubria, via Valleggio 11, I-22100 Como, Italy

² Dipartimento di Scienze fisiche e chimiche, Università di L'Aquila, via Vetoio 1, I-67100 Coppito L'Aquila, Italy

³ Consiglio Nazionale delle Ricerche, CNR-SPIN, via Vetoio 1, I-67100 Coppito L'Aquila, Italy

* Corresponding author: alessandro.ciattoni@aquila.infn.it

Compiled May 31, 2021

We theoretically investigate the electromagnetic response of a novel class of multi-layered metamaterials obtained by alternating graphene sheets and dielectric layers, the whole structure not exhibiting a plane of reflection symmetry along the stacking direction. We show that the electromagnetic response of the structure is characterized by a magneto-electric coupling described by an effective chiral parameter. Exploiting the intrinsic tunability of the graphene-light coupling, we prove that one can tune both the dielectric and the chiral electromagnetic response by varying the graphene chemical potential through external voltage gating.

© 2021 Optical Society of America

OCIS codes: 160.3918, 230.4170, 250.5403

Graphene, a one-atom thick layer of carbon atoms arranged in a honeycomb lattice, shows a wide range of unique properties [1]. For example, graphene exhibits high thermal and electric conductivity, high optical damage threshold and high third-order optical nonlinearities [2]. Recently, many graphene-based photonic and optoelectronic devices have been proposed and developed such as plasmonic waveguides [3–5], frequency multipliers [6], modulators [7], photodetectors [8] and polarizers [9]. In the context of metamaterials, A. Vakil *et al.* [10] have theoretically proposed a setup where a graphene sheet is a one-atom-thick platform for achieving the desired infrared metamaterials and transformation optical devices. On the other hand, several researchers have investigated multilayer structures composed of stacked graphene sheets separated by thin dielectric layers [11–14]. A newsworthy advantage of such proposed metamaterials is the overall tunability of the electromagnetic response which is entailed by the dependence of the graphene conductivity on the chemical potential. For example, the graphene-based metamaterial response can be tailored from elliptic birefringent to hyperbolic by varying the graphene chemical potential through an external gate voltage [12].

In this Letter, we propose a novel class of graphene-based metamaterials exhibiting a marked chiral electromagnetic response and we demonstrate that such nonlocal effect can be tuned by varying the chemical potential of graphene sheets. More precisely, we consider propagation of transverse magnetic (TM) waves through a multilayer periodic structure not exhibiting a plane of reflection symmetry whose unit cell comprises N layers of different dielectric materials alternated with N graphene sheets. Exploiting a suitable multiscale approach where the period to wavelength ratio is the small expansion parameter, we obtain the constitutive equations describing the spatially nonlocal metamaterial response. Specif-

ically we refine the standard effective medium theory by deriving higher order contributions predicting, in particular, an overall medium chiral response for those layer thicknesses not fully assuring homogenization. Generally, a reciprocal or chiral magneto-electric coupling is a consequence of the medium 3D or 2D chirality, namely the underlying constituents (organic molecules, proteins, "meta-molecules", etc.) exhibit mirror asymmetry [15]. Chirality can produce newsworthy effects such as optical rotation and negative refraction [16]. On the other hand, the configuration we consider in this Letter has a 1D chirality which is in turn tunable due to the presence of the graphene sheets. It is worth stressing that usually considered bilayer metal-dielectric structures [17, 18] and graphene-based metamaterials (considered in Refs. [12–14] where the metamaterial unit cell consists of a graphene sheet placed on top of a dielectric material) show electromagnetic response strongly affected by second order spatial dispersion which, however, does not yield electromagnetic chirality since the structure geometry admits plane of mirror symmetry.

Let us consider TM waves propagating in a graphene-based metamaterial whose underlying multilayered structure has a unit cell obtained by stacking along the z -axis, N graphene sheets separated by N -layers of different media of thicknesses d_j ($j = 1, 2, 3, \dots, N$) (see Fig.1 where the case $N = 2$ is reported). The electromagnetic field amplitudes $\mathbf{E} = E_x(x, z)\hat{\mathbf{e}}_x + E_z(x, z)\hat{\mathbf{e}}_z$, $\mathbf{H} = H_y(x, z)\hat{\mathbf{e}}_y$ associated with monochromatic TM waves (the time dependence $\exp(-i\omega t)$ has been assumed where ω is the angular frequency) satisfy Maxwell's equations

$$\begin{aligned}\partial_z E_x - \partial_x E_z &= i\omega\mu_0 H_y, \\ \partial_z H_y &= i\omega\epsilon_0\epsilon_x(z)E_x, \\ \partial_x H_y &= -i\omega\epsilon_0\epsilon_z(z)E_z,\end{aligned}\tag{1}$$

where ϵ_x and ϵ_z are the x -component and the z -

component of the dielectric permittivity tensor, respectively and both are periodic functions of period $d = \sum_{j=1}^N d_j$. Here, the j -th graphene sheet response is described by the surface conductivity σ_j so that the surface current $K_{xj} = \sigma_j E_x$ yields a delta-like contribution to ϵ_x which is $i\sigma_j/(\omega\epsilon_0)\delta(z - z_j)$, z_j being the sheet position [13] (see below). Note that the surface conductivities σ_j can assume different values in order to encompass the relevant situation where the graphene can be locally tuned or substituted with more general bi-dimensional hetero-structures.

In order to obtain an effective medium description of the electromagnetic propagation in the regime where the ratio between the period d and the wavelength λ is small, we exploit a standard and rather general multiscale technique [19, 20] holding for very general $\epsilon_x(z)$ and $\epsilon_z(z)$ periodic profiles (which we will later specialize to considered graphene-based multi-layer). Accordingly we introduce the parameter $\eta = d/\lambda \ll 1$ and the fast coordinate $Z = z/\eta$ and, aimed at isolating the slowly and rapidly varying contributions, we consider the Fourier series of ϵ_x and ϵ_z^{-1} , namely $\epsilon_x = \langle \epsilon_x \rangle + \delta\epsilon_x$, $\epsilon_z^{-1} = \langle \epsilon_z^{-1} \rangle + \delta\epsilon_z^{-1}$ where $\langle f \rangle$ is the mean value of the function f and

$$\begin{aligned}\delta\epsilon_x &= \sum_{n \neq 0} a_n \exp\left(in\frac{2\pi z}{d}\right) = \sum_{n \neq 0} a_n \exp(ink_0 Z), \\ \delta\epsilon_z^{-1} &= \sum_{n \neq 0} b_n \exp\left(in\frac{2\pi z}{d}\right) = \sum_{n \neq 0} b_n \exp(ink_0 Z).\end{aligned}\quad (2)$$

where $k_0 = 2\pi/\lambda$. The basic Ansatz of our approach is

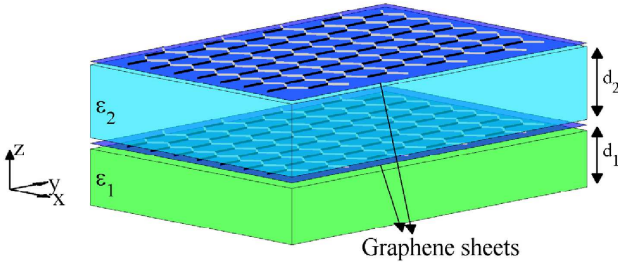


Fig. 1. (Color online) Sketch of graphene-based meta-material unit cell. ϵ_j and d_j ($j = 1, 2$) are the relative dielectric permittivities and the thicknesses of the dielectric layers, respectively.

given by

$$\begin{aligned}E_x(x, z, Z) &= \bar{E}_x(x, z) + \eta\delta E_x(x, z, Z), \\ E_z(x, z, Z) &= \bar{E}_z(x, z) + \delta E_z(x, z, Z), \\ H_y(x, z, Z) &= \bar{H}_y(x, z) + \eta\delta H_y(x, z, Z),\end{aligned}\quad (3)$$

where $\bar{A}(x, z)$ and $\delta A(x, z, Z)$ are the slowly (averaged) and rapidly varying part of each electromagnetic field component A , respectively ($A = E_x, E_z, H_y$). The considered Ansatz, where each field component is a Taylor

expansion up to first order in η , has been suitably chosen to self-consistently assure that finite and not trivial results are obtained in the asymptotic $\eta \rightarrow 0$ limit. Substituting the Fourier series of ϵ_x and ϵ_z^{-1} and the Ansatz of Eqs.(3) into Maxwell equations (1), after separating the slowly and rapidly varying contributions, we obtain the coupled equations

$$\begin{aligned}\partial_z \bar{E}_x - \partial_x \bar{E}_z &= i\omega\mu_0 \bar{H}_y, \\ \partial_z \bar{H}_y &= i\omega\epsilon_0 (\langle \epsilon_x \rangle \bar{E}_x + \eta \langle \delta\epsilon_x \delta E_x \rangle), \\ \bar{E}_z &= \frac{i}{\omega\epsilon_0} \left(\langle \epsilon_z^{-1} \rangle \partial_x \bar{H}_y + \eta \langle \delta\epsilon_z^{-1} \partial_x \delta H_y \rangle \right)\end{aligned}\quad (4)$$

and

$$\begin{aligned}\partial_Z \delta E_x - \partial_x \delta E_z &= 0, \\ \partial_Z \delta H_y &= i\omega\epsilon_0 \delta\epsilon_x \bar{E}_x, \quad \delta E_z = \frac{i}{\omega\epsilon_0} \delta\epsilon_z^{-1} \partial_x \bar{H}_y.\end{aligned}\quad (5)$$

It is important stressing that no terms have been neglected when deriving Eqs.(4) whereas only the leading contributions (the lowest powers of η) has been retained to obtain Eqs.(5). After integration on Z and using Eqs.(2), Eqs.(5) yield the rapidly varying parts of the field amplitudes as functions of the slowly ones, i.e.

$$\begin{aligned}\delta E_x &= \frac{1}{k_0\omega\epsilon_0} \sum_{n \neq 0} \frac{b_n}{n} e^{ik_0 n Z} \partial_x^2 \bar{H}_y, \\ \delta E_z &= -\frac{1}{i\omega\epsilon_0} \sum_{n \neq 0} b_n e^{ik_0 n Z} \partial_x \bar{H}_y, \\ \delta H_y &= \frac{\omega\epsilon_0}{k_0} \sum_{n \neq 0} \frac{a_n}{n} e^{ik_0 n Z} \bar{E}_x.\end{aligned}\quad (6)$$

Finally, substituting Eqs.(6) into Eqs.(4), we get

$$\begin{aligned}\partial_z \bar{E}_x - \partial_x \bar{E}_z &= i\omega\mu_0 \bar{H}_y, \\ \partial_z \bar{H}_y &= i\omega\epsilon_0 \left(\epsilon_x^{(eff)} \bar{E}_x - i \frac{\chi^{(eff)} Z_0}{\epsilon_z^{(eff)} k_0^2} \partial_x^2 \bar{H}_y \right), \\ \partial_x \bar{H}_y &= -i\omega\epsilon_0 \left(\epsilon_z^{(eff)} \bar{E}_z + \frac{\chi^{(eff)}}{k_0} \partial_x \bar{E}_x \right),\end{aligned}\quad (7)$$

where $Z_0 = \sqrt{\mu_0/\epsilon_0}$ is the vacuum impedance, and $\epsilon_x^{(eff)} = \langle \epsilon_x \rangle$, $\epsilon_z^{(eff)} = \langle \epsilon_z^{-1} \rangle^{-1}$ and

$$\chi^{(eff)} = i\eta\epsilon_z^{(eff)} \sum_{n \neq 0} \frac{a_{-n} b_n}{n}.\quad (8)$$

It is evident that in the limit $\eta \rightarrow 0$ the parameter $\chi^{(eff)}$ vanishes and the multiscale approach considered in this Letter reproduces the results of the well known standard effective medium theory (EMT) [17]. Furthermore, it is worth noting that in the case where the structure admits mirror symmetry with respect a specific plane $z = z_0$, i.e. the relations $\epsilon_x(z) = \epsilon_x(-z + z_0)$ and $\epsilon_z(z) = \epsilon_z(-z + z_0)$ hold, it is straightforward proving that the dielectric Fourier coefficients are such that $a_{-n} = \exp(i2\pi n z_0/d) a_n$ and $b_{-n} = \exp(i2\pi n z_0/d) b_n$ so

that $a_{-n}b_n = a_nb_{-n}$ and the series of Eq.(8) provides a vanishing $\chi^{(eff)}$. Therefore, the slowly varying and leading electromagnetic field can experience the effect of the novel terms proportional to $\chi^{(eff)}$ in the effective Maxwell equations of Eq.(7) only if the multi-layer does not exhibit an inversion center i.e. if it is chiral. Comparing the second and the third of Eqs.(7) with the standard equations $\partial_z \bar{H}_y = i\omega \bar{D}_x$, $\partial_x \bar{H}_y = -i\omega \epsilon_0 \bar{D}_z$ and using the third of Eqs.(7) to substitute for the magnetic field derivative we obtain

$$\begin{aligned}\bar{D}_x &= \epsilon_0 \left(\epsilon_x^{(eff)} \bar{E}_x - \frac{\chi^{(eff)}}{k_0} \partial_x \bar{E}_z - \frac{\chi^{(eff)2}}{\epsilon_z^{(eff)} k_0^2} \partial_x^2 \bar{E}_x \right) \\ \bar{D}_z &= \epsilon_0 \left(\epsilon_z^{(eff)} \bar{E}_z + \frac{\chi^{(eff)}}{k_0} \partial_x \bar{E}_x \right).\end{aligned}\quad (9)$$

which are the structure effective constitutive relations. Note that Eqs.(9) contain term proportional to the first and second x -spatial derivative of the field components, term usually arising when dealing with weakly spatially nonlocal medium. Exploiting the fact that the effective Maxwell's equations are invariant with respect to transformation $\bar{D}'_x = \bar{D}_x - \partial_z Q$, $\bar{D}'_z = \bar{D}_z + \partial_x Q$ and $\bar{H}'_y = \bar{H}_y - i\omega Q$ (where $Q(x, z)$ is an arbitrary function), after setting $Q = -\epsilon_0 \chi^{(eff)} / k_0 \bar{E}_x$, we obtain the equivalent effective constitutive relations

$$\begin{aligned}\bar{D}'_x &= \epsilon_0 \left[(\epsilon_x^{(eff)} + \chi^{(eff)2}) \bar{E}_x - \frac{\chi^{(eff)2}}{\epsilon_z^{(eff)} k_0^2} \partial_x^2 \bar{E}_x \right] \\ &\quad + i \frac{\chi^{(eff)}}{c} \bar{H}'_y, \\ \bar{D}'_z &= \epsilon_0 \epsilon_z^{(eff)} \bar{E}_z, \\ \bar{B}_y &= \mu_0 \bar{H}'_y - i \frac{\chi^{(eff)}}{c} E_x.\end{aligned}\quad (10)$$

Therefore, in the limit $\eta \ll 1$ of quasi-homogenization regime, the effect of the multi-layer mirror asymmetry can be reinterpreted to yield an effective chiral magneto-electric coupling (through the terms proportional to $\chi^{(eff)}$ in Eqs.(10)), a correction $\chi^{(eff)2}$ to the x -component of the dielectric permittivity and a second order dispersion effect (see terms proportional to the second-order derivatives of electric field in the first of Eqs.(10)).

In the contexts of chiral multilayers, graphene can play a twofold significant role since its sheets can turn a standard achiral structure into a chiral one whose response, described by the above theory, can be further tuned by varying the graphene chemical potential. In order to discuss this point, we consider a bilayer structure whose unit cell comprises two dielectric layers separated by a graphene sheet. The dielectric permittivities of such structure can be written, within the unit cell $0 \leq z < d$ as $\epsilon_x = \Xi(z) + \frac{i\sigma_1}{\omega \epsilon_0} \delta(z - d_1)$ and $\epsilon_z = \Xi(z)$ where $\Xi(z) = \epsilon_1 \Pi\left(\frac{z-d_1/2}{d_1}\right) + \epsilon_2 \Pi\left(\frac{z-d_2/2-d_1}{d_2}\right)$, $\Pi(z)$ is the rectangular function ($\Pi(z) = 0$ if $|z| > 1/2$, $\Pi(z) = 1/2$ if $|z| = 1/2$, $\Pi(z) = 1$ if $|z| < 1/2$), $\delta(z)$

is the Dirac delta function and σ_1 is the surface conductivity of the graphene layer. In this model, the graphene sheet is infinitesimally thin and the current it supports is along the x -direction thus solely affecting the bilayer x -component of the permittivity tensor. Note that the considered structure is chiral since the permittivity component $\epsilon_x(z)$ does not show along the stacking direction a plane of mirror symmetry and it is worth stressing that this due to the graphene sheets. The structure effective parameters are easily evaluated and are

$$\begin{aligned}\epsilon_x^{(eff)} &= \frac{1}{d} \left(d_1 \epsilon_1 + d_2 \epsilon_2 + i \frac{\sigma_1}{\omega \epsilon_0} \right), \quad \epsilon_z^{(eff)} = d \left(\frac{d_1}{\epsilon_1} + \frac{d_2}{\epsilon_2} \right)^{-1}, \\ \chi^{(eff)} &= i \frac{d_1 d_2}{2c \epsilon_0 d^2} \epsilon_z^{(eff)} \sigma_1 \left(\frac{1}{\epsilon_2} - \frac{1}{\epsilon_1} \right),\end{aligned}\quad (11)$$

where the expression of $\chi^{(eff)}$ is obtained after the straightforward summation of the series in Eq.(8). Evidently $\chi^{(eff)}$ vanishes if there is no graphene ($\sigma_1 = 0$, discussed in Refs. [17, 18]) or if the dielectrics are identical ($\epsilon_1 = \epsilon_2$ discussed in Refs. [12–14]) since in both situations the structure is achiral. In the following numerical examples, we choose the wavelength $\lambda = 10.71 \mu\text{m}$ and the layer dielectric permittivities $\epsilon_1 = -1.87 + 0.16i$, $\epsilon_2 = 2.25$ associated to silicon carbide (SiC) [21] and PMMA [22], respectively. In addition we adopt the semi-classical expression for the graphene conductivity σ_1 holding if $|\mu_c| \gg K_b T$ (μ_c is the chemical potential, K_b is the Boltzmann's constant and T is the temperature) and obtained by taking into account the inter- and intra-band contributions (see Eqs.(4) and (5) in Ref. [23]). Note that the graphene surface conductivity depends on the frequency ω , the chemical potential μ_c , the temperature T and the phenomenological scattering rate Γ . Here we assume $T = 300$ K and $\Gamma = 0.43$ meV. In addition, setting $d_1 = d_2$, the effective permittivity z -component is $\epsilon_z^{(eff)} = -18.43 + i9.60$ and it is not affected by the chemical potential, whereas the effective permittivity x -component $\epsilon_x^{(eff)}$ and the chiral parameter $\chi^{(eff)}$ can be tuned by varying the graphene chemical potential through external voltage gating.

In Fig. 2, we report the real (solid line) and imaginary (dashed line) parts of $\epsilon_x^{(eff)}$ and $\chi^{(eff)}$, respectively, as functions of μ_c for $\eta = 1/15$. The tunability of the overall electromagnetic response is evident and it also remarkable that in this case a transition from hyperbolic behavior to anisotropic negative dielectric one occurs: the real part of the x -component of the dielectric permittivity $\epsilon_x^{(eff)}$ is positive in the region $0.1 \text{ eV} < \mu_c < 0.2 \text{ eV}$ (shadow area in Fig.2(a)) and it is negative in the region $\mu_c > 0.2 \text{ eV}$, whereas $Re(\epsilon_z^{(eff)})$ is negative everywhere.

In order to check and discuss the predictions of our multiscale approach, we here consider the scattering process of TM waves by a graphene-based metamaterial slab lying in the region $0 < z < L$ which, using the standard transfer matrix-method, admits full analytical description. Accordingly we evaluate the exact optical transfer function defined as $OTF = H_y^{(t)} / H_y^{(i)}$ where $H_y^{(i)}$,

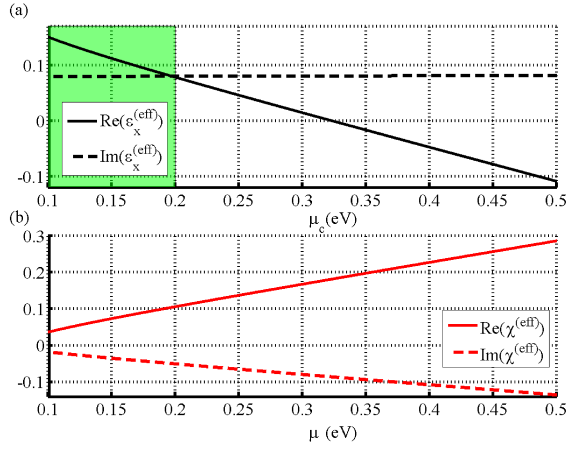


Fig. 2. (Color online) Effective parameters (a) $\epsilon_x^{(eff)}$ and (b) $\chi^{(eff)}$ as functions of the graphene chemical potential μ_c .

$H_y^{(t)}$ are the amplitude of the incident and transmitted magnetic field evaluated at $z = 0$ and $z = L$, respectively and where the x dependence $\exp(ik_x x)$ has been assumed (k_x is the transverse component of the wave vector). On the other hand, the system of Eqs.(7) together with Eqs.(6) can be solved to obtain the OTF in the quasi-homogenized regime. In Fig.3 we compare the exact OTF (solid lines) with those predicted by our multiscale approach (dash lines) and by the standard EMT (dash-circle lines) for $L = 4.01 \mu\text{m}$, $\eta = 1/8$, $\mu_c = 0.3 \text{ eV}$. In this example, the x -component of dielectric permittivity and the chiral coefficient are $\epsilon_x^{(eff)} = 0.095 + i0.079$, $\chi^{(eff)} = 0.17 - 0.079i$, respectively. We note that our non-local multiscale approach is in good agreement with the exact OTF (both predict a resonance at $k_x = 1.55k_0$ as shown in Fig.3(a)), whereas the standard EMT is not adequate to describe the realistic situation.

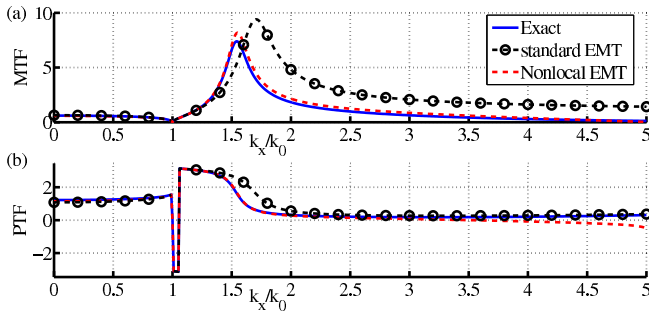


Fig. 3. (Color online) Comparison among the OTFs as evaluated from the exact matrix-method (solid lines), from the standard EMT (dash-circle lines) and from the non-local multiscale EMT (dash lines). The functions MTF and PTF are related to the OTF by the relation $OTF(k_x) = MTF(k_x) \exp[iPTF(k_x)]$.

In conclusion we have shown that a multilayer structure not exhibiting mirror symmetry along the stack-

ing direction (chiral structure), in the quasi-homogenized regime, provide first-order electromagnetic nonlocal response. In particular, we have argued that graphene sheets suitably inserted within a achiral structure can turn it into a chiral one whose nonlocal electromagnetic response is tunable through the graphene chemical potential.

This research has been funded by the Italian Ministry of Research (MIUR) through the "Futuro in Ricerca" FIRB-grant PHOCOS - RBFR08E7VA and by Progetto DOTE Lombardia.

References

1. A. H. Castro Neto, F. Guinea, N. M. R. Peres, K. S. Novoselov and A. K. Geim, *Rev. Mod. Phys.* **81**, 109 (2009).
2. Q. Bao and K. P. Loh, *ACS Nano* **6**, 3677 (2012).
3. S. A. Mikhailov and K. Ziegler, *Phys. Rev. Lett.* **99**, 016803 (2007).
4. M. Jablan, H. Buljan and M. Soljacic, *Phys. Rev. B* **80**, 245435 (2009).
5. F. H. L. Koppens, D. E. Chang, F. J. Garca de Abajo, *Nano Lett.* **11**, 3370 (2011).
6. S. A. Mikhailov and K. Ziegler, *J. Phys. Condens. Matter* **20**, 384204 (2008).
7. M. Liu, X. Yin, E. Ulin-Avila, B. Geng, T. Zentgraf, L. Ju, F. Wang and X. Zhang, *Nature* **474**, 64 (2011).
8. T. Mueller, F. N. Xia and P. Avouris, *Nature Photonics* **4**, 297 (2010).
9. Q. Bao, H. Zhang, B. Wang, Z. Ni, C. H. Y. X. Lim, Y. Wang, D. Y. Tang and K. P. Loh, *Nature Photonics* **5**, 411 (2011).
10. A. Vakil, N. Engheta, *Science* **332**, 1291 (2011).
11. A. Andryieuski, A. V. Lavrinenko and D. N. Chigrin, *Phys. Rev B* **86**, 121108(R) (2012).
12. I. V. Iorsh, I. S. Mukhin, I. V. Shadrivov, P. A. Belov, and Y. S. Kivshar, *Phys. Rev. B* **87**, 075416 (2013).
13. M. A. K. Othman, C. Guclu and F. Capolino, *Optics Express* **21**, 7614 (2013).
14. M. A. K. Othman, C. Guclu and F. Capolino, arXiv:1305.3956 (2013).
15. L.D. Landau and E.M. Lifshitz, *Electrodynamics of Continuous Media*. (Pergamon Press, 1960).
16. S. Zouhdi, A. Sihvola, A. P. Vinogradov, *Metamaterials and Plasmonics: Fundamentals, Modelling, Applications*. New York: Springer-Verlag, 2008.
17. J. Elser, V. A. Podolskiy, I. Salakhutdinov, I. Avrutsky, *Appl. Phys. Lett.* **90**, 191109 (2007).
18. A. A. Orlov, P. M. Voroshilov, P. A. Belov, Y. S. Kivshar, *Phys. Rev. B* **84**, 045424 (2011).
19. C. Rizza and A. Ciattoni, *Phys. Rev. Lett* **110**, 143901 (2013).
20. C. Rizza and A. Ciattoni, *Opt. Lett.* **38**, 3658 (2013).
21. E. D. Palik, *Handbook of Optical Constants of Solids*. (Academic, 1985).
22. R.T. Graf, F. Eng, J.L. Koenig and H. Ishida, *Applied Spectroscopy*, **40**, 498 (1986).
23. G. W. Hanson, *J. Appl. Phys.* **103**, 064302 (2008).

References

1. A. H. Castro Neto, F. Guinea, N. M. R. Peres, K. S. Novoselov and A. K. Geim, "The electronic properties of graphene," *Rev. Mod. Phys.* **81**, 109 (2009).
2. Q. Bao and K. P. Loh, "Graphene photonics, plasmonics, and broadband optoelectronic devices," *ACS Nano* **6**, 3677 (2012).
3. S. A. Mikhailov and K. Ziegler, "New Electromagnetic Mode in Graphene," *Phys. Rev. Lett.* **99**, 016803 (2007).
4. M. Jablan, H. Buljan and M. Soljacic, "Plasmonics in Graphene at Infrared Frequencies," *Phys. Rev. B* **80**, 245435 (2009).
5. F. H. L. Koppens, D. E. Chang, F. J. Garca de Abajo, "Graphene Plasmonics: A Platform for Strong Light Matter Interactions," *Nano Lett.* **11**, 3370 (2011).
6. S. A. Mikhailov and K. Ziegler, *J. Phys. Condens. Matter*, "Nonlinear electromagnetic response of graphene: frequency multiplication and the self-consistent-field effects," **20**, 384204 (2008).
7. M. Liu, X. Yin, E. Ulin-Avila, B. Geng, T. Zentgraf, L. Ju, F. Wang and X. Zhang, "A Graphene-Based Broadband Optical Modulator," *Nature* **474**, 64 (2011).
8. T. Mueller, F. N. Xia and P. Avouris, "Graphene photodetectors for high-speed optical communications," *Nature Photonics* **4**, 297 (2010).
9. Q. Bao, H. Zhang, B. Wang, Z. Ni, C. H. Y. X. Lim, Y. Wang, D. Y. Tang and K. P. Loh, *Nature Photonics*, "Broadband graphene polarizer," **5**, 411 (2011).
10. A. Vakil, N. Engheta, "Transformation Optics Using Graphene Science," **332**, 1291 (2011).
11. A. Andryieuski, A. V. Lavrinenko and D. N. Chigrin, "Graphene hyperlens for terahertz radiation," *Phys. Rev B* **86**, 121108(R) (2012).
12. I. V. Iorsh, I. S. Mukhin, I. V. Shadrivov, P. A. Belov, and Y. S. Kivshar, "Hyperbolic metamaterials based on multilayer graphene structures," *Phys. Rev. B* **87**, 075416 (2013).
13. M. A. K. Othman, C. Guclu and F. Capolino, "Graphene-based tunable hyperbolic metamaterials and enhanced near-field absorption," *Optics Express* **21**, 7614 (2013).
14. M. A. K. Othman, C. Guclu and F. Capolino, "Graphene-Dielectric Composite Metamaterials: Evolution from Elliptic to Hyperbolic Wavevector Dispersion and The Transverse Epsilon-Near-Zero," arXiv:1305.3956 (2013).
15. L.D. Landau and E.M. Lifshitz, *Electrodynamics of Continuous Media*. (Pergamon Press, 1960).
16. S. Zouhdi, A. Sihvola, A. P. Vinogradov, *Metamaterials and Plasmonics: Fundamentals, Modelling, Applications*. New York: Springer-Verlag, 2008.
17. J. Elser, V. A. Podolskiy, I. Salakhutdinov, I. Avrutsky, "Nonlocal effects in effective-medium response of nanolayered metamaterials," *Appl. Phys. Lett.* **90**, 191109 (2007).
18. A. A. Orlov, P. M. Voroshilov, P. A. Belov, Y. S. Kivshar, "Engineered optical nonlocality in nanostructured metamaterials," *Phys. Rev. B* **84**, 045424 (2011).
19. C. Rizza and A. Ciattoni, "Effective Medium Theory for Kapitza Stratified Media: Diffractionless Propagation," *Phys. Rev. Lett* **110**, 143901 (2013).
20. C. Rizza and A. Ciattoni, "Kapitza homogenization of deep gratings for designing dielectric metamaterials," *Opt. Lett.* **38**, 3658 (2013).
21. E. D. Palik, *Handbook of Optical Constants of Solids*. (Academic, 1985).
22. R.T. Graf, F. Eng, J.L. Koenig and H. Ishida, "Polarization Modulation Fourier Transform Infrared Ellipsometry of Thin Polymer Films," *Applied Spectroscopy*, **40**, 498 (1986).
23. G. W. Hanson, "Dyadic Greens functions and guided surface waves for a surface conductivity model of graphene," *J. Appl. Phys.* **103**, 064302 (2008).