

Constraints on kHz QPO models and stellar EOSs from SAX J1808.4-3658, Cyg X-2 and 4U 1820-30

D. H. Wang^{1,2}, L. Chen¹, C. M. Zhang^{2*}, Y.J. Lei², J. L. Qu³

¹*Astronomy Department, Beijing Normal University, Beijing, 100875, China*

²*National Astronomical Observatories, University of Chinese Academy of Sciences, Beijing, 100012, China*

³*Institute of High Energy Physics, University of Chinese Academy of Sciences, Beijing, 100049, China*

Released 2002 Xxxxx XX

ABSTRACT

We test the relativistic precession model (RPM) and the MHD Alfvén wave oscillation model (AWOM) for the kHz QPOs by the sources with measured NS masses and twin kHz QPO frequencies. For RPM, the derived NS mass of Cyg X-2 (SAX J1808.4-3658 and 4U 1820-30) is $1.96 \pm 0.10 M_{\odot}$ ($2.83 \pm 0.04 M_{\odot}$ and $1.85 \pm 0.02 M_{\odot}$), which is $\sim 30\%$ (100% and 40%) higher than the measured result $1.5 \pm 0.3 M_{\odot}$ ($< 1.4 M_{\odot}$ and $1.29^{+0.19}_{-0.07} M_{\odot}$). For AWOM, where the free parameter of model is the density of star, we infer the NS radii to be around $10 \sim 20$ km for the above three sources, based on which we can infer the matter compositions inside NSs with the help of the equations of state (EOSs). In particular, for SAX J1808.4-3658, AWOM shows a lower mass density of its NS than those of the other known kHz QPO sources, with the radius range of $17 - 20$ km, which excludes the strange quark matter inside its star.

Key words: stars:neutron-binaries: close-X-rays: stars-accretion: accretion disks

1 INTRODUCTION

Kilohertz quasi-periodic oscillations (kHz QPOs) are the timing phenomena that exhibit the millisecond accretion flow close to the surface of neutron star (NS) in low mass X-ray binaries (LMXBs, Liu et al. 2007). They usually occur in pairs (upper ν_2 and lower ν_1) and cover the frequency range from tens of Hz to nearly 1300 Hz (van der Klis 2000, 2006). Until now there are 26 sources of exhibiting the twin kHz QPOs, including 16 Atoll, 8 Z sources, as well as 2 accreting millisecond pulsars. The twin kHz QPO frequencies follow the tight **correlation**, showing a power-law relation (Zhang et al. 2006a). Furthermore, they also correlate with the low-frequency QPOs **in a systematic way** (Psaltis et al. 1999; Belloni et al. 2002).

Many authors have investigated the correlation between ν_1 and ν_2 : Stella & Vietri (1999) and Stella et al. (1999) propose the relativistic precession model (RPM) with the NS mass as the solely free parameter, where ν_2 is the Keplerian orbital frequency and ν_1 is the precession frequency of the orbit periastron. Török et al. (2008) apply this model to estimate the NS mass of Cir X-1 and give a value of $\sim 2.2 M_{\odot}$ (Török et al. 2010). Zhang (2004) proposes the

Alfvén wave oscillation model (AWOM) with the NS density as the free parameter, where ν_2 is the Keplerian orbital frequency and ν_1 is the MHD Alfvén wave oscillation frequency. Stuchlík et al. (2008, 2011) interpret the high frequency QPOs as the forced resonant oscillations of the accretion disk excited by gravitational perturbations. Other models, such as the beat frequency model (Miller et al. 1998; Lamb & Miller 2001) and constant ratio model (Kluźniak & Abramowicz 2001; Abramowicz et al. 2003a,b) are not strongly **supported** by the subsequent observations (Méndez et al. 1998; Méndez & van der Klis 1999; Jonker et al. 2002; Wijnands et al. 2003; Belloni et al. 2005, 2007; Strohmayer & Bildsten 2006; Zhang et al. 2006a; Yin et al. 2007).

The kHz QPO phenomenon is a powerful tool to probe the physical process around **the surface of** NS (Zhang & Wang 2013): First, it can test Einstein’s General Relativity **in a strong gravitational field** because its frequency range is near the dynamical timescale of the innermost region **close to** NS surface (Kluźniak et al. 1990; Lai 1998; van der Klis 2000; Méndez 2002; van der Klis 2006). Second, it can constrain the NS *Mass – Radius* ($M - R$) relation by the kHz QPO models (Miller et al. 1998; Stella & Vietri 1999; Stella et al. 1999; Zhang 2004), which will further infer the matter state of NS with the help of

* zhangcm@bao.ac.cn, huazai05105220@163.com

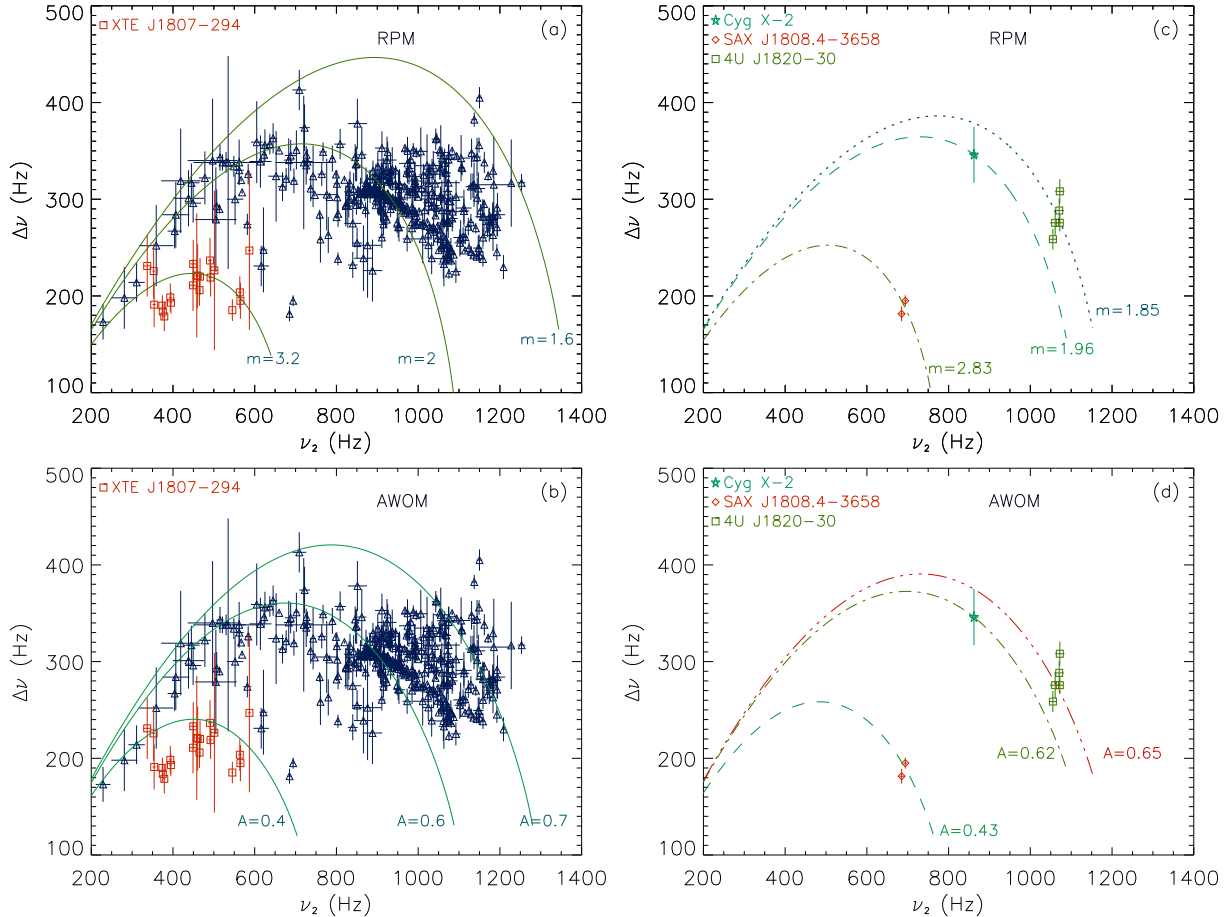


Figure 1. (a) [(b)] shows the plot of $\Delta\nu$ vs. ν_2 , including 393 pairs of kHz QPOs of 26 sources, where the theoretical curves with different parameters by RPM [AWOM] are also plotted. (c) [(d)] is similar to (a) [(b)], but only for the data of three sources Cyg X-2, SAX J1808.4-3658 and 4U 1820-30, together with the fitted model curves.

equations of state (EOSs) (Haensel et al. 2007; Zhang et al. 2007; Zhang 2009; Bhattacharyya 2010a; Pétri 2011). So far, Kaaret et al. (2002) **has reported a maximum frequency** of 1253 Hz in source SAX J1750.8-2900 (However, Bhattacharyya (2010b) reported a possible 1860 Hz QPO in source 4U 1636-536, which may be the overtone of the kHz QPOs).

In this paper, we test the twin kHz QPO models of RPM and AWOM by the sources (Cyg X-2, SAX J1808.4-3658 and 4U 1820-30) with measured NS masses and twin kHz QPOs, and constrain the NS $M - R$ relations and infer the possible matter compositions of these NSs. Finally, we present the discussions and conclusions.

2 TESTING RPM AND AWOM

Both RPM and AWOM predict an approximate power law relation between ν_1 and ν_2 (Stella & Vietri 1999; Stella et al. 1999; Zhang 2004), then they are based on the different physical mechanisms and rely on the different parameters: RPM and AWOM rely on the NS mass and the NS density, respectively. The two models assume that the upper-frequency of the twin kHz QPOs is the Keplerian orbital frequency at radius r :

$$\nu_2 = \sqrt{\frac{GM}{4\pi^2 r^3}} \quad (1)$$

where M is the NS mass. RPM predicts the following relation between ν_1 and ν_2 (Stella & Vietri 1999; Stella et al. 1999)¹:

$$\Delta\nu = \nu_2 \sqrt{1 - \frac{3R_s}{r}} \quad (2)$$

where R_s is the Schwarzschild radius (i.e. $R_s = 2GM/c^2$). Combined equation (1) and equation (2), the NS mass is the function of ν_1 and ν_2 . AWOM predicts the relation of ν_1 and ν_2 as follows (Zhang 2004):

$$\nu_1 = 629(\text{Hz})A^{-2/3}\nu_{2k}^{5/3}\sqrt{1 - \sqrt{1 - \left(\frac{\nu_{2k}}{1.85A}\right)^{2/3}}} \quad (3)$$

$$A = \sqrt{\frac{m}{R_6^3}} \quad (4)$$

$$\rho = 4.75 \times 10^{14} A^2 (\text{g cm}^{-3}) \quad (5)$$

¹ Geometrical units ($G = c = 1$) are used in RPM, where we use cgs units.

Table 1. Sources with the measured NS masses and twin kHz QPOs

Source (3)	Measured Mass (M_\odot)	Ref	R_{ISCO} (km)	ν_1 (Hz)	ν_2 (Hz)	Ref	R_K (km)
Cyg X-2	1.78 ± 0.23 1.5 ± 0.3	1 2	15.8 ± 2.0 13 ± 3	516 ± 27	862 ± 11	5	20.0 ± 0.9 19 ± 1
SAX J1808.4-3658	< 1.4	3	< 12	$499 \pm 4 \sim 503.6 \pm 5.3$	$685.1 \pm 5.1 \sim 694 \pm 4$	6	$< 21 \pm 0.1$
4U 1820-30	$1.29^{+0.19}_{-0.07}$	4	$11.4^{+1.7}_{-0.6}$	$764 \pm 6 \sim 796 \pm 4$	$1055 \pm 10 \sim 1072 \pm 11$	7	$15.6^{+0.8}_{-0.3}$

Notes: The second and forth columns show the measured NS masses and the inferred innermost stable circular orbit (ISCO) radii (i.e. $R_{\text{ISCO}} = 3R_s = 6GM/c^2$), the fifth and sixth columns show the range of ν_1 and ν_2 , the last column shows the Keplerian orbital radii inferred from the maxima of ν_2 . References: 1. Orosz & Kuulkers 1999; 2. Elebert et al. 2009b; 3. Elebert et al. 2009a; 4. Shaposhnikov & Titarchuk 2004; 5. Wijnands et al. 1998; 6. van Straaten et al. 2005, Wijnands et al. 2003; 7. Smale et al. 1997

Table 2. The derived parameters by RPM and AWOM of the sources in Table 1

Source (3)	m (RPM) (M_\odot)	$\chi^2/d.o.f.$	A (AWOM)	$\chi^2/d.o.f.$	Radius (AWOM) (km)
Cyg X-2	1.96 ± 0.10	–	0.62 ± 0.04	–	16.7 ± 1.1 16 ± 1
SAX J1808.4-3658	2.83 ± 0.04	–	0.43 ± 0.01	–	< 20
4U 1820-30	1.85 ± 0.02	2.76	0.65 ± 0.01	2.58	$14.5^{+0.7}_{-0.3}$

Notes: The second and third (forth and fifth) columns show the inferred NS masses (density parameter A values) and the goodness of fit by RPM (AWOM), respectively. The source Cyg X-2 and SAX J1808.4-3658 have too few data to fit, therefore we have to calculate the mean parameters for the models. The sixth column shows the inferred NS radii based on A values (AWOM) and measured NS masses in Table 1.

where $\nu_{2k} = \nu_2/1000$ Hz, m is the NS mass in M_\odot , $R_6 = R/10^6$ cm is the NS radius R in 10 km and A is a parameter that presents the measurement of the NS density ρ .

Since the NS mass is the free parameter of RPM, we can test this model by comparing the predicted NS mass by twin kHz QPOs with the measured result. While for AWOM, the free parameter is NS density, we can infer the NS radius from the twin kHz QPOs and measured NS mass, by which we can justify if this radius is a reasonable value. In summary, in order to test the two models, we need the sources to have both the measured NS masses and twin kHz QPOs. We find only three sources (Cyg X-2, SAX J1808.4-3658 and 4U 1820-30) to satisfy **these conditions**, as shown in Table 1, which are selected from the updated 393 pairs of twin kHz QPOs (see, e.g. van der Klis 2006; Zhang et al. 2006a; Linares et al. 2005; Boutloukos et al. 2006; Zhang et al. 2006b; Homan et al. 2007; Altamirano et al. 2008; Barret et al. 2008; Strohmayer et al. 2008; Boutelier et al. 2009; Altamirano et al. 2010; Bhattacharyya 2010b; Homan et al. 2010; Sanna et al. 2010; Lin et al. 2011). The particular properties of these three sources are briefly summarized below:

Cyg X-2 is a persistent NS-LMXB source with the luminosity close to the Eddington limit. It locates at a distance of ~ 7 kpc (Orosz & Kuulkers 1999) with the orbital period of 9.8444 d (Casares et al. 1998) and the secondary of $\sim 0.6 M_\odot$ (Podsiadlowski & Rappaport 2000). Both type I X-ray bursts (Smale 1998) and twin kHz QPOs (Wijnands et al. 1998) have been observed in this source. By analyzing the high-resolution optical spectroscopy and the rotationally broadened absorption features of the secondary star, Casares et al. (1998) determine the optical mass func-

tion of $f(M) = 0.69 \pm 0.03 M_\odot$ and the mass ratio of $q = M_c/M_x = 0.34 \pm 0.04$, based on which and adopting the inclination $i = 62.5^\circ \pm 4^\circ$, Orosz & Kuulkers (1999) find that the NS mass in this system is $M_x = 1.78 \pm 0.23 M_\odot$. Besides this measurement, Elebert et al. (2009b) analyze the radial velocity (RV) curve for the secondary star, derive the mass function and further imply the NS mass **to be** $1.5 \pm 0.3 M_\odot$.

SAX J1808.4-3658 contains a neutron star with a very low-mass companion star in a 2-h orbital period (Chakrabarty & Morgan 1998), the estimated distance is 2.5 kpc (In't Zand et al. 1998, 2001) and the maximum luminosity is $\sim 10^{36}$ erg s^{-1} . This source has shown type-I X-ray bursts (In't Zand et al. 1998, 2001; Chakrabarty et al. 2003), coherent 401 Hz pulsation (Wijnands & van der Klis 1998), and the simultaneous twin kHz QPOs (Wijnands et al. 2003). Based on the existing pulse timing measurements, Elebert et al. (2009a) constrain the mass ratio of the system and infer the mass function for the pulsar to be $0.44 M_\odot$, from which the NS mass of this source is derived to be less than $1.4 M_\odot$.

4U 1820-30 is a NS-LMXB source residing in the globular cluster NGC 6624. It has the extremely short orbital period of 685 s and its secondary is a low-mass helium-rich degenerate star (Stella et al. 1987). This source has an estimated distance of 6.4 ± 0.6 kpc (Vacca et al. 1986) from UV observation and 7.6 kpc from optical observations (Rich et al. 1993), and has been detected **with** both Type I X-ray bursts (Grindlay et al. 1976) and twin kHz QPOs (Smale et al. 1997). Based on the observed properties of X-ray bursts, Shaposhnikov & Titarchuk (2004) infer the mass-radius relationship by modeling the spectral temper-

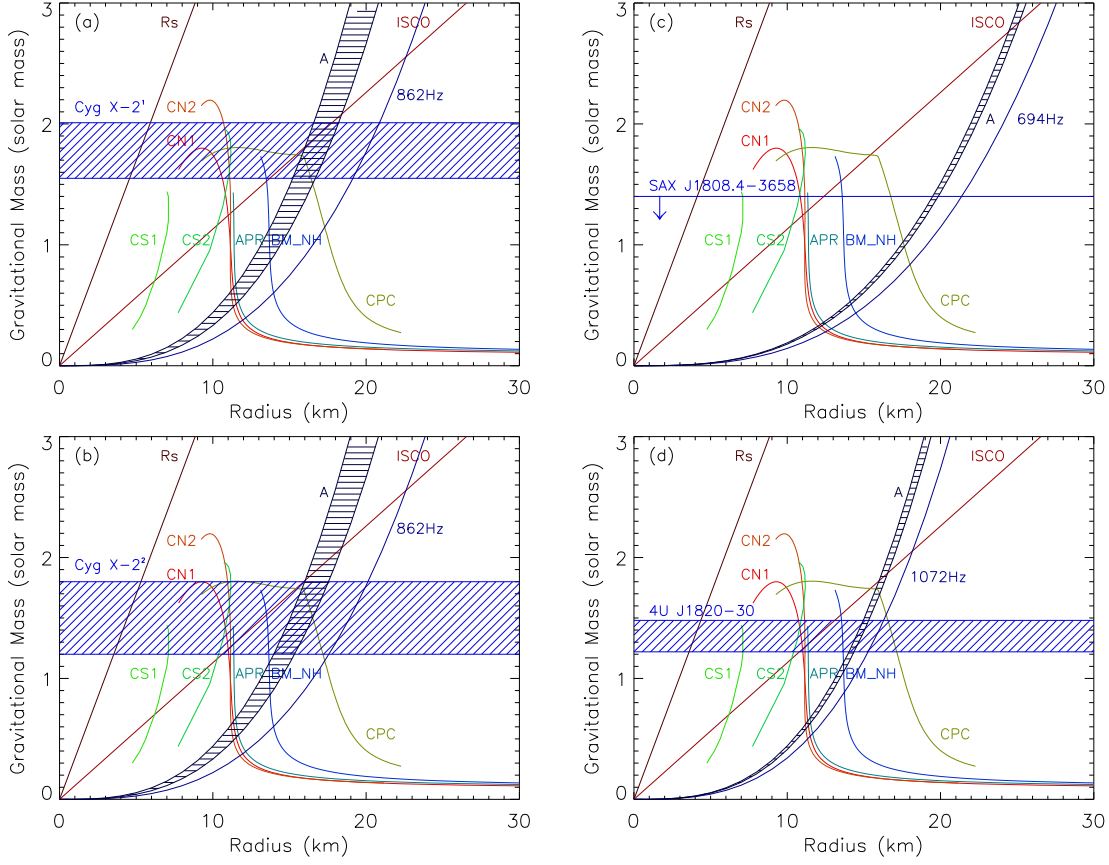


Figure 2. The $M - R$ diagram of NS. Some representative EOS curves are shown (see also e.g. Akmal et al. 1998; Miller 2002; Bednarek et al. 2012): stars containing strange quark matter (CS1 and CS2), nucleons only (APR) (Akmal et al. 1998), nucleons and hyperons (BM.NH) (Bednarek et al. 2012), stars made of normal neutron matter (CN1 and CN2) and with pion condensate cores (CPC) (Lattimer & Prakash 2001; Cook et al. 1994). R_s represents the Schwarzschild radius, and ISCO represents the innermost stable circular orbit. For each source in Table 1, we show the range of measured NS mass (see Table 1) and $M - R$ range based on A value (see Table 2). (a)-(b) is for Cyg X-2 (with the NS mass $1.78 \pm 0.23 M_\odot$ and $1.5 \pm 0.3 M_\odot$, respectively), (c) is for SAX J1808.4-3658 and (d) is for 4U 1820-30.

ature dependence on the bolometric flux, and further infer the NS mass of $1.29^{+0.19}_{-0.07} M_\odot$ and radius of $11.2^{+0.4}_{-0.5}$ km.

We adopt these three sources to test the twin kHz QPO model RPM and AWOM, **and** the inferred parameters are shown in Table 2. As for RPM, the derived NS mass of Cyg X-2 (SAX J1808.4-3658 and 4U 1820-30) by twin kHz QPOs is $1.96 \pm 0.10 M_\odot$ ($2.83 \pm 0.04 M_\odot$ and $1.85 \pm 0.02 M_\odot$), while the corresponding measured result is $1.5 \pm 0.3 M_\odot$ ($< 1.4 M_\odot$ and $1.29^{+0.19}_{-0.07} M_\odot$). It can be seen that all the inferred NS masses by RPM are systemically bigger than the measured results by $\sim 50\%$, especially for SAX J1808.4-3658, whose predicted NS mass is twice of the measured result. As for AWOM, we derive the values of the density parameter A of three sources by twin kHz QPOs, then infer the NS radii as 10 – 20 km by the measured NS masses, which satisfy the theoretical expectations of NS EOSs.

Fig.1 (a) [(b)] shows the plot of $\Delta\nu$ vs. ν_2 with the twin kHz QPOs and the curves by RPM [AWOM]. It can be seen that most **data points** of twin kHz QPOs center at the region with the parameters $m = 2 M_\odot$ for RPM and $A = 0.6$ for AWOM. The data positions of the **accreting** millisecond pulsars XTE J1807-294 and SAX J1808.4-3658 in Fig.1 are systemically lower than those of the other sources. Es-

pecially, for XTE J1807-294, the corresponding parameter of RPM is $m = 3.2 M_\odot$, which is the mass limit of NS introduced by Rhoades & Ruffini (1974). Therefore, we can conclude that the RPM model overestimates the NS mass.

3 M-R CONSTRAIN OF NS

$M - R$ relation is helpful for understanding the nuclear compositions inside NS, and many methods are proposed to constrain it, such as by rotational broadening, redshift, Eddington limit, surface emission (Özel 2006; Zhang et al. 2007) and kHz QPOs (Miller et al. 1998). In addition, Zhang (2009) adopts AWOM to constrain $M - R$ relation by the twin kHz QPOs.

With the twin kHz QPOs and equation (4), we **firstly** calculate the **density parameter** A values of the sources Cyg X-2, SAX J1808.4-3658 and 4U 1820-30, then constrain their NS radii with the measured NS masses. By comparing the measured NS mass and derived radius with the EOS curves **in M-R diagram**, we can infer the possible matter compositions inside these NSs, which are shown in Fig.2. For Cyg X-2, its NS is likely to contain the condensate pion core (CPC); for SAX J1808.4-3658, the EOS of NS may exclude

strange quark matter (CS1 and CS2); for 4U 1820-30, its NS may contain the condensate pion core, or nucleons and hyperons (BM_NH).

Furthermore, we constrain the $M - R$ relations by the maxima of kHz QPOs, assumed to be the Keplerian orbital frequencies, for Cyg X-2, SAX J1808.4-3658 and 4U 1820-30, which are shown in Fig.3. The constrained radii are listed in the last column of Table 1. With the certain NS mass, the EOS of NS is constrained between the line of Schwarzschild radius R_s and the curve where Keplerian orbital frequency is the maxima of kHz QPOs, then this method cannot present a definite conclusion for NS EOSs. Most EOSs shown in the figure are compatible for all three sources. It can be also seen that among the EOSs shown in Fig.3, stars made of normal neutron matter (CN2) can sustain a NS of $2 M_\odot$.

4 DISCUSSIONS AND CONCLUSIONS

By exploiting the three sources, Cyg X-2, SAX J1808.4-3658 and 4U 1820-30, with the measured NS masses and twin kHz QPOs, we test the models of twin kHz QPOs (RPM and AWOM), and constrain their NS EOSs. The summaries and discussions are listed below:

(1). We test the twin kHz QPO models RPM and AWOM by the sources with the measured NS masses and twin kHz QPOs. From the results in Table 2, it can be seen that the inferred NS masses by RPM are all systemically bigger than the measured results by $\sim 50\%$. In particular, the inferred NS mass (2.83 ± 0.04) of SAX J1808.4-3658 is twice of the measured result ($< 1.4 M_\odot$). It can be seen from Fig.1 that most data points of the twin kHz QPOs center at the predicted curve by RPM with NS mass of $2 M_\odot$. RPM overestimates the NS mass of Cyg X-2 ($1.96 \pm 0.10 M_\odot$) by $\sim 30\%$ than the measured result ($1.5 \pm 0.3 M_\odot$). We take this scale factor as the reference and infer the mean value of NS mass to be $1.54 M_\odot$, which is close to the statistical result by Zhang et al. (2011) ($1.57 \pm 0.35 M_\odot$) for the measured NS masses of MSPs). The predicted NS mass by RPM for XTE 1807-294 is near $3.2 M_\odot$ (see also Fig.1). The twin kHz QPO properties of XTE 1807-294 and SAX J1808.4-3658 are similar, so we take the scale factor $\sim 100\%$ to infer the NS mass of XTE 1807-294 to be $1.6 M_\odot$. In the construction of RPM, only the ideal environments are considered, such as vacuum condition and test particle, which is too simplified to satisfy the reality of the accreting NS, and we think that the modification of this model is necessary by considering the interaction between the NS and accretion disk, the effect of the magnetic field. The inferred NS radii of the three sources (Cyg X-2, SAX J1808.4-3658 and 4U 1820-30) by AWOM are around $10 - 20$ km (see Table 2), which satisfy the theoretical expectations of NS EOSs.

(2). We constrain the NS $M - R$ relations of the sources in Table 1 by twin kHz QPOs and AWOM, and infer the possible matter compositions of these NSs with the help of EOSs, which are shown in Fig.2. The measured NS mass of SAX J1808.4-3658 is $< 1.4 M_\odot$ with the inferred density parameter $A = 0.43 \pm 0.01$ by AWOM, which is less than the values of the other sources with $A \sim 0.6$. The EOS of this NS may exclude the strange quark matter (see Fig.2, comparing with the relative reference by Li et al. 1999). By adopting the NS mass range of $1 - 1.4 M_\odot$ ($1 M_\odot$ is the measured lower

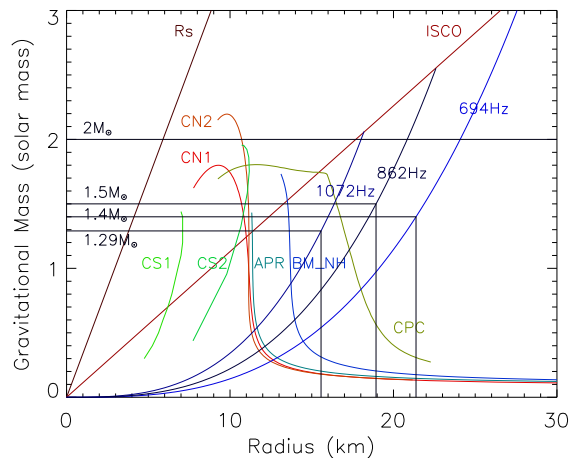


Figure 3. The $M - R$ diagram of NS, where the EOS curves are same as those in Fig.2. The curves correspond to the maxima of ν_2 of Cyg X-2 (862 Hz), SAX J1808.4-3658 (694 Hz) and 4U 1820-30 (1072 Hz), which are assumed as the Keplerian orbital frequencies, and the measured NS masses and derived NS radius ranges are also plotted.

limit of the NS mass, see Miller 2002; Zhang et al. 2011) and A value, we infer its NS radius range to be $17 - 20$ km, and induce that the EOS of its NS is close to the state with condensate pion core (CPC). Similarly, the EOS of Cyg X-2 is also near CPC.

For 4U 1820-30, Shaposhnikov & Titarchuk (2004) infer its NS mass of $1.29^{+0.19}_{-0.07} M_\odot$ and radius of $11.2^{+0.4}_{-0.5}$ km according to the observed properties of X-ray bursts. The authors adopt the photospheric radius expansion model to fit the NS mass, radius and some other parameters simultaneously, in which some theoretical assumptions are set, such as spectral formation, dynamic evolution of NS-disk geometry and the helium abundance Y_{He} (to be 1.0). Based on AWOM, we infer the NS density parameter A (0.65 ± 0.01) of 4U 1820-30, where two theoretical assumptions (Keplerian orbital frequency for ν_2 and MHD Alfvén wave oscillation frequency for ν_1) are employed. Furthermore, the NS radius of this source is inferred to be $14.5^{+0.7}_{-0.3}$ km by adopting the NS mass of $1.29^{+0.19}_{-0.07} M_\odot$ (Shaposhnikov & Titarchuk 2004), which is bigger than their result ($11.2^{+0.4}_{-0.5}$ km). Considering the model dependence of the two results, we cannot make a certain conclusion which radius is more reasonable.

ACKNOWLEDGMENTS

This work is supported by National Basic Research Program of China (2012CB821800 and 2009CB824800), National Natural Science Foundation of China NSFC(11173034, 11173024, 10773017, 10778716, 11203064, 10903005) and Fundamental Research Funds for the Central Universities.

REFERENCES

- Abramowicz M. A. et al., 2003a, A&A, 404, L21
- Abramowicz M. A. et al., 2003b, PASJ, 55, 467
- Akmal A., Pandharipande V. R., Ravenhall D. G., 1998, Phys. Rev. C, 58, 1804

- Altamirano D. et al., 2008, *ApJ*, 685, 436
 Altamirano D. et al., 2010, *MNRAS*, 401, 223
 Barret D., Boutelier M., Miller M. C., 2008, *MNRAS*, 384, 1519
 Bednarek I. et al., 2012, *A&A*, 543, A157
 Belloni T., Psaltis D., van der Klis M., 2002, *ApJ*, 572, 392
 Belloni T., Méndez M., Homan J., 2005, *A&A*, 437, 209
 Belloni T., Méndez M., Homan J., 2007, *MNRAS* 376, 1133
 Bhattacharyya S., 2010a, *Advances in Space Research*, 45, 949
 Bhattacharyya S., 2010b, *Research in Astronomy and Astrophysics*, 10, 227
 Boutelier M., Barret D., Miller M. C., 2009, *MNRAS*, 399, 1901
 Boutloukos S. et al., 2006, *ApJ*, 653, 1435
 Casares J., Charles P. A., Kuulkers E., 1998, *ApJ*, 493, L39
 Chakrabarty D., Morgan E. H., 1998, *Nat*, 394, 346
 Chakrabarty D. et al., 2003, *Nat*, 424, 42
 Cook G. B., Shapiro S. L., Teukolsky S. A., 1994, *ApJ*, 424, 823
 Elebert P. et al., 2009a, *MNRAS*, 395, 884
 Elebert P. et al., 2009b, *MNRAS*, 395, 2029
 Grindlay J. E., Gursky H., Schnopper H., 1976, *ApJ*, 205, L127
 Haensel P., Potekhin A. Y., Yakovlev D. G., 2007, *Neutron Stars 1: Equation of State and Structure*. Springer, New York
 Homan J. et al., 2007, *ApJ*, 656, 420
 Homan J. et al., 2010, *ApJ*, 719, 201
 In't Zand J. J. M. et al., 1998, *A&A*, 331, L25
 In't Zand J. J. M. et al., 2001, *A&A*, 372, 919
 Jonker P. G., Méndez M., van der Klis M., 2002, *MNRAS*, 336, L1
 Kaaret P. et al., 2002, *ApJ*, 575, 1018
 Kluźniak W., Michelson P., Wagoner R. V., 1990, *ApJ*, 358, 538
 Kluźniak W., Abramowicz M. A., 2001, *Acta Phys. Pol. B*, 32, 3605
 Lai D., 1998, *ApJ*, 502, 721
 Lamb F. K., Miller M. C. 2001, *ApJ*, 554, 1210
 Lattimer J. M., Prakash M., 2001, *ApJ*, 550, 426
 Li X. D. et al., 1999, *Phys. Rev. Lett.*, 83, 3776
 Lin Y. F. et al., 2011, *ApJ*, 726, 74
 Linares M. et al., 2005, *ApJ*, 634, 1250
 Liu Q. Z. et al., 2007, *A&A*, 469, 807
 Méndez M. et al., 1998, *ApJ*, 505, L23
 Méndez M., van der Klis M., 1999, *ApJ*, 517, L51
 Méndez M., 2002, in Gurzadyan V. G., Jantzen R. T., Ruffini R., eds., *The Ninth Marcel Grossmann Meeting, Proceedings of the MGIX MM Meeting*, World Scientific Publishing, Co. Pte. Ltd., in 3 volumes, p. 2319
 Miller M. C., Lamb F. K., Psaltis D., 1998, *ApJ*, 508, 791
 Miller M. C., 2002, *Nat*, 420, 31
 Orosz J. A., Kuulkers E., 1999, *MNRAS*, 305, 132
 Özel F., 2006, *Nat*, 441, 1115
 Pétri J., *Ap&SS*, 2011, 331, 555
 Podsiadlowski P., Rappaport S., 2000, *ApJ*, 529, 946
 Psaltis D., Belloni T., van der Klis M., 1999, *ApJ*, 520, 262
 Rhoades C. E., Ruffini R., 1974, *Phys. Rev. Lett.*, 32, 324
 Rich R. M., Minniti D., Liebert J., 1993, *ApJ*, 406, 489
 Sanna A. et al., 2010, *MNRAS*, 408, 622
 Smale A. P., Zhang W., White N. E., 1997, *ApJ*, 483, L119
 Smale A. P., 1998, *ApJ*, 498, L141
 Shaposhnikov N., Titarchuk L., 2004, *ApJ*, 606, L57
 Stella L., Priedhorsky W., White N. E., 1987, *ApJ*, 312, L17
 Stella L., Vietri M., 1999, *Phys. Rev. Lett.*, 82, 17
 Stella L., Vietri M., Morsink S. M., 1999, *ApJ*, 524, L63
 Strohmayer T. E., Bildsten L., 2006, in Lewin W. H. G., van der Klis M., eds, *Compact Stellar X-Ray Sources*, Cambridge Univ. Press, Cambridge, p.113
 Strohmayer T. E., Markwardt C. B., Swank J. H., 2008, *Astron. Telegram*, 1635, 1
 Stuchlík Z. et al., 2008, *A&A*, 489, 963
 Stuchlík Z., Kotrlová A., Török G., 2011, *A&A*, 525, A82
 Török G. et al., 2008, *Acta Astron.*, 58, 1
 Török G. et al., 2010, *ApJ*, 714, 748
 Vacca W. D., Lewin W. H. G., van Paradijs J., 1986, *MNRAS*, 220, 339
 van der Klis M., 2000, *ARA&A*, 38, 717
 van der Klis M., 2006, in Lewin W. H. G., van der Klis M., eds, *Compact Stellar X-Ray Sources*, Cambridge Univ. Press, Cambridge, p.39
 van Straaten S., van der Klis M., Wijnands R., 2005, *ApJ*, 619, 455
 Wijnands R., van der Klis M., 1998, *Nat*, 394, 344
 Wijnands R. et al., 1998, *ApJ*, 493, L87
 Wijnands R. et al., 2003, *Nat*, 424, 44
 Yin H. X. et al., 2007, *A&A*, 471, 381
 Zhang C. M., 2004, *A&A*, 423, 401
 Zhang C. M. et al., 2006a, *MNRAS*, 366, 1373
 Zhang C. M. et al., 2007, *Astron. Nachr.*, 328, 491
 Zhang C. M., 2009, *Astron. Nachr.*, 330, 398
 Zhang C. M. et al., 2011, *A&A*, 527, 83
 Zhang C. M., Wang D. H., 2013, in Zhang C. M., Belloni T., Méndez M. et al., eds, *Feeding Compact Objects: Accretion on All Scales, Proceedings of the International Astronomical Union, IAU Symp. 290*, Cambridge: Cambridge University Press, pp. 381-385
 Zhang F. et al., 2006b, *ApJ*, 646, 1116

This paper has been typeset from a \TeX / \LaTeX file prepared by the author.