

Neutral and Ionized Hydrides in Star-forming Regions – Observations with Herschel/HIFI[†]

Arnold O. Benz,^{*,‡} Simon Bruderer,[¶] Ewine F. van Dishoeck,[§] Pascal Stäuber,^{||}
and Susanne F. Wampfler[⊥]

*Institute for Astronomy, ETH Zurich, 8093 Zürich, Switzerland, Max Planck Institut für
extraterrestrische Physik, Giessenbachstrasse 1, 85748 Garching, Germany, Leiden University,
PO Box 9513, 2300 RA Leiden, The Netherlands, Institute of Astronomy, ETH Zurich, 8093
Zürich, Switzerland, and Centre for Star and Planet Formation, Natural History Museum of
Denmark, University of Copenhagen, Øster Voldgade 5-7, DK-1350 København K, Denmark*

E-mail: benz@astro.phys.ethz.ch

Abstract

The cosmic abundance of hydrides depends critically on high-energy UV, X-ray, and particle irradiation. Here we study hydrides in star-forming regions where irradiation by the young stellar object can be substantial, and density and temperature can be much enhanced over interstellar values. Lines of OH, CH, NH, SH and their ions OH⁺, CH⁺, NH⁺, SH⁺, H₂O⁺, and H₃O⁺ were observed in star-forming regions by the HIFI spectrometer onboard the *Herschel Space Observatory*. Molecular column densities are derived from observed ground-state

[†]*Herschel* is an ESA space observatory with science instruments provided by European-led Principal Investigator consortia and with important participation from NASA.

*To whom correspondence should be addressed

[‡]ETH Zurich

[¶]MPE Garching

[§]Leiden Observatory, MPE Garching

^{||}ETH Zurich

[⊥]ETH Zurich, CSPF Copenhagen

lines, models, or rotational diagrams. We report here on two prototypical high-mass regions, AFGL 2591 and W3 IRS5, and compare them to chemical calculations making assumptions on the high-energy irradiation. A model assuming no ionizing protostellar emission is compared with (i) a model assuming strong protostellar X-ray emission and (ii) a two-dimensional (2D) model including emission in the far UV (FUV, 6 – 13.6 eV) irradiating the outflow walls that separate the outflowing gas and infalling envelope material. We confirm that the effect of FUV in two dimensional models with enlarged irradiated surfaces is clearly noticeable. A molecule that is very sensitive to FUV irradiation is CH^+ , enhanced in abundance by more than 5 orders of magnitude. The HIFI observations of CH^+ lines agree with the two-dimensional FUV model by Bruderer et al. which computes abundances, non-LTE excitation and line radiative transfer.²⁰ It is concluded that CH^+ is a good FUV tracer in star-forming regions. The effect of potential X-ray irradiation is not excluded, but cannot be demonstrated by the present data.

Keywords: Astrochemistry, interstellar molecules, ionized molecules, X-rays, UV irradiation, radiative transfer

Introduction

Hydrogen is by far the most abundant element in the universe and plays the dominant part in the chemistry of star-forming regions. The next frequent element apart of helium is oxygen, which is more than a thousand times less abundant by number, followed by carbon, neon, nitrogen, magnesium, silicon, iron, and sulfur.¹ Mg, Si, and Fe are trapped in dust grains. Thus H, O, C, N, and S are the major chemical players. Molecules of the form HX are known as hydrides, where X is a heavier element, an ion, or another hydride. Hydrides are the most basic molecules through which astrochemistry develops further. They are of fundamental importance for astrochemistry (reviews e.g. in Refs. 2 and 3).

The formation of hydrides depends on abundances, temperature, activation energy, irradiation, and first ionization potential of X.⁴ The specifics have to be studied for each molecule, but some

general comments are possible. Hydrogen abstraction



is one of the typical reactions, but often has an activation energy of several thousand degrees (UMIST⁵). Such reactions occur therefore only at high gas temperatures. More important for the chemistry in temperature regions less than a few hundred degrees is protonation through



(e.g. Ref. 6). In general, this reaction needs no activation energy and takes place also in low-temperature regions of the envelope of an accreting protostar. This makes H_3^+ a key species in ionization driven chemistry.^{7,8} In star-forming regions internal sources of extremely intense ionizing radiation are expected. Cosmic rays, UV radiation above 6 eV, and X-rays ionize molecules and dissociate them to atoms and ions. Ionizing radiation also heats irradiated regions through the photoelectric effect on dust grains. The density in the envelope of protostars is of the order of 10^4 to 10^7 cm^{-3} and can exceed 10^{13} cm^{-3} in accretion disks. At these densities ion molecule reactions can play an important role even for the formation of neutral hydrides. Reactions of the type (2) dominate the formation of OH^+ , CH^+ , and SH^+ in the irradiated parts of star-forming regions that are cooler than a few 100 K. Thus hydrides, and in particular their ions, are expected to be tracers of ionizing radiation.

Hydrides are well-known in interstellar diffuse clouds, where the general interstellar FUV radiation field and cosmic rays ionize low-density gas and drive the chemistry. The first molecules in space, CH and CH^+ , were detected already in the late 1930s in absorption by the diffuse interstellar medium. Hydride lines in absorption by diffuse clouds were extensively observed by Herschel/HIFI.⁹⁻¹¹ Here we concentrate on star-forming regions where the gas is denser and hotter and may be intensely irradiated by the nearby protostar. The difference can be remarkable, as for instance CH^+ in diffuse clouds cannot be modeled by external irradiation alone.¹² At the

higher radiation density in star-forming regions, however, modelers have successfully reproduced the observations without additional energy input.^{13–15}

In addition to chemistry, ionized molecules play an important role in the physics of star and planet formation. Ionized molecules, ions, and electrons couple the gas to the magnetic field. The magnetic field dominates the gas motions in the inner part of star-forming regions, funnels accretion, accelerates outflows and jets in the rotation axis perpendicular to the accretion disk, and causes viscosity in the disk. As long as the young stellar objects are deeply imbedded, none of the ionizing radiation escapes the envelope and can be observed;¹⁶ the physics of the early phase of star and planet formation is still unclear. Chemistry can help to characterize these processes.

X-rays > 1 keV are produced by magnetic activity or shocks. They are absorbed mostly by the gas after a half-power hydrogen column density of some 10^{23} cm^{-2} ; beyond 20 keV this value is an order of magnitude larger. X-rays penetrate accreting envelopes and disks without scattering. X-rays (and cosmic rays) can ionize all atoms and molecules, in particular O, N, and F, having a first ionization potential above 13.6 eV, the value for hydrogen atoms.

Internal extreme UV radiation (EUV, > 13.6 eV) is expected from the surface of a massive star, or from accretion and outflow shocks. It is effectively absorbed by hydrogen ionization, causing an inner hole in the envelope around a young stellar object (compact HII region). Thus FUV, at lower energies, irradiates exposed surfaces such as the inner edge of the envelope, surfaces of the accretion disk, and the walls carved out by the outflows. From the surface, the FUV photons scatter on dust into the dense gas. The FUV irradiated border region of the infalling envelope has a hydrogen column density of a few times $2 \cdot 10^{21}$ cm^{-2} , the half-power FUV penetration depth N_H^p , where FUV is absorbed by dust. We note that the FUV luminosity for example in W3 IRS5, a cluster of high-mass objects, is $3 \cdot 10^{38}$ erg s^{-1} compared to $5 \cdot 10^{30}$ erg s^{-1} in X-rays. The ratio is expected to be less pronounced in low-mass objects where the stellar surface does not emit FUV, but emission by accretion shocks is poorly characterized. Thus X-rays may play a minor role except in high-density regions near protostars, such as protoplanetary disks, where FUV does not penetrate.

We present results of the subprogram ‘Radiation Diagnostics’ of the Herschel Key Program ‘Water in Star-forming regions with Herschel’ (WISH¹⁷). The goal of the subprogram is to explore the possibilities of identifying FUV and X-ray emission through chemistry in deeply embedded objects and to quantify such high-energy radiation and their influence on H₂O in star and planet-forming regions. Here we compare the efficiencies of the two ionization sources, FUV vs. X-rays for the case of two high-mass star-forming regions.

Table 1: Frequency, upper level energy, and Einstein A coefficient of observed lines. The numbers in parentheses give the decimal power. Molecular and atomic data are taken from: ^aCDMS⁴⁰; ^bRef. 41; ^cRef. 42 and the hyperfine components measured by Ref. 43; ^dRefs. 44 and 45, Einstein-A coefficient calculated from the constants by Ref. 46 and a dipole moment of 2.4 D; ^fJPL catalogue⁴⁷; ^gRef. 48. The total column density, N_i , is given for the high-mass objects W3 IRS5 (Ref. 19 and new data) and AFGL 2591 (Ref. 31 and new data), assuming an excitation temperature T_{ex} (see text). ^hFrom slab model fitting; ⁱfrom rotational diagram; ^kenvelope component, from Ref. 21. The line mode indicates emission or absorption, no entry means no detection.

Species	Transition	Frequency [GHz]	E_u [K]	A_{ul} [s ⁻¹]	W3 IRS5		AFGL 2591		Line mode
					N_i [cm ⁻²]	T_{ex} [K]	N_i [cm ⁻²]	T_{ex} [K]	
OH ⁺	1 ₁ - 0 ₁	1033.1186 ^a	49.58	1.8(-2)	2.1(14)	9	7.7(13) ^h	13.2	abs
OH ⁺	2 ₁ - 1 ₁	1892.2271 ^a	140.4	5.9(-2)					
CH ⁺	1 - 0	835.1375 ^{a,b}	40.08	6.4(-3)	9.6(12) ^h	43 ^h	8.5(12) ^h	38 ^h	em
CH ⁺	2 - 1	1669.2813 ^a	120.19	6.1(-2)	4.4(13) ^h	2.7 ^h	1.2(14) ^h	8 ^h	abs
NH ⁺	1 _{3/2} - - 1 _{1/2} +	1012.5400 ^c	48.59	5.4(-2)	<4.0(10)	40	<3.4(10)	40	em
NH ⁺	1 _{3/2} + - 1 _{1/2} -	1019.2107 ^c	48.91	5.5(-2)	<9.5(11)	9	<2.8(11)	9	abs
SH ⁺	1 _{2,5/2} - 0 _{1,3/2}	526.0479 ^{a,d}	25.25	9.7(-4)	2.5(12)	40	<5.5(11)	40	em
SH ⁺	2 _{3,7/2} - 1 _{2,5/2}	1082.9117 ^{a,d}	77.2	9.1(-2)					
SH ⁺	3 _{4,9/2} - 2 _{3,7/2}	1632.5179 ^{a,d}	155.6	3.1(-2)					
H ₂ O ⁺	1 _{10,3/2,3/2} - 1 _{01,1/2,1/2}	604.6785 ^{a,e}	59.2	1.3(-3)					
H ₂ O ⁺	2 ₁₁ - 2 ₀₂	746.5456 ^{a,e}	125.0	1.1(-2)					
H ₂ O ⁺	1 _{11,3/2} - 0 _{00,1/2}	1115.2041 ^{a,e}	53.5	3.1(-2)	4.8(12)	9	1.7(13) ^h	18.5	abs
H ₂ O ⁺	2 _{12,3/2,3/2} - 1 _{01,1/2,1/2}	1638.9348 ^{a,e}	108.8	7.3(-2)					
H ₃ O ⁺	4 ₃₀ - 3 ₃₁	1031.2937 ^f	232.2	5.1(-3)	2.3(13) ⁱ	239 ⁱ	4.3(12)	239	em
H ₃ O ⁺	4 ₂₀ - 3 ₂₁	1069.8266 ^f	268.8	9.9(-3)					
H ₃ O ⁺	6 ₂₁ - 6 ₂₀	1454.5625 ^f	692.6	7.1(-3)					
H ₃ O ⁺	2 ₁₁ - 2 ₁₀	1632.0910 ^f	143.1	1.7(-2)					
OH	3 ₂ + - 1 ₂ -	1837.8168 ^f	270.1	6.4(-2)	3.9(16) ^{h,k}	35 ^{h,k}	-	-	em
CH	3 _{2,2,-} - 1 _{2,1,+}	536.7611 ^{a,g}	25.76	6.4(-4)	9.3(13)	40	6.6(14) ^h	22.6	em
CH	5 _{2,3,+} - 3 _{2,2,-}	1661.1074 ^{a,g}	105.48	3.8(-2)					
NH	1 _{2,5/2,2} - 0 _{1,3/2,5/2}	974.4784 ^a	46.77	6.9(-3)					
NH	1 _{1,3/2,5/2} - 0 _{1,3/2,5/2}	999.9734 ^a	47.99	5.2(-3)	1.2(14)	6	1.5(14)	6	abs
SH	3 ₁ - 2 ₋₁	1447.0123 ^f	640.6	8.1(-3)	<2.7(14)	150	-	-	em

Observations

We report here on observations using the *Heterodyne Instrument for the Far-Infrared* (HIFI¹⁸) onboard the Herschel Space Observatory of the hydrides OH, CH, NH, SH and their ions OH⁺, CH⁺, NH⁺, SH⁺, H₂O⁺, and H₃O⁺ in dense star-forming regions. HIFI observes in the frequency range 480 - 1910 GHz with a spectral resolving power $\lambda/\Delta\lambda$ up to 10^7 . The selection of molecules and lines is given in Table 1. We present results on two extensively observed high-mass objects, AFGL 2591, from which no X-rays have been detected, and W3 IRS5, a source of X-rays. Some of the results have already been published by other subprojects of WISH.^{19–21} Here we present an overview on all lines of both sources and confront them with models of different irradiation. A summary paper including all sources is in preparation.

Results

1 presents an exemplary observation of a high-mass object. The $J = 1 - 0$ line of CH⁺ has a so-called P Cygni profile, produced by line emission of stationary hot gas together with cold gas moving toward us (blue shifted, negative velocity) absorbing the continuum emission of the warm dust in the central region. It is assumed that the absorption region in front of the emission region is associated with an outflow of the young stellar object (YSO). In contrast, the $J = 2 - 1$ line shows only emission. The emission component in both lines is relatively narrow ($\Delta V \approx 7 \text{ km s}^{-1}$) and symmetric, unlike emission expected from shocked regions. It is consistent with an origin in the entrained interface between the outflows and the envelope. Combining the two spectra, the column density and temperature of the emission and absorption components were estimated using a non-LTE one-dimensional slab model.¹³ The best fitting models are listed in 1. The emission peak in the $J = 2 - 1$ transition is slightly redshifted and possibly affected by absorption on the blue side as is the case for AFGL 2591,¹³ consistent with the slab modeling. Emissions and absorptions at $V_{LSR} > -25 \text{ km s}^{-1}$ are probably caused by foreground clouds and are not modeled.

All hydrides searched for were detected, except NH⁺ and SH (1). Only the line components

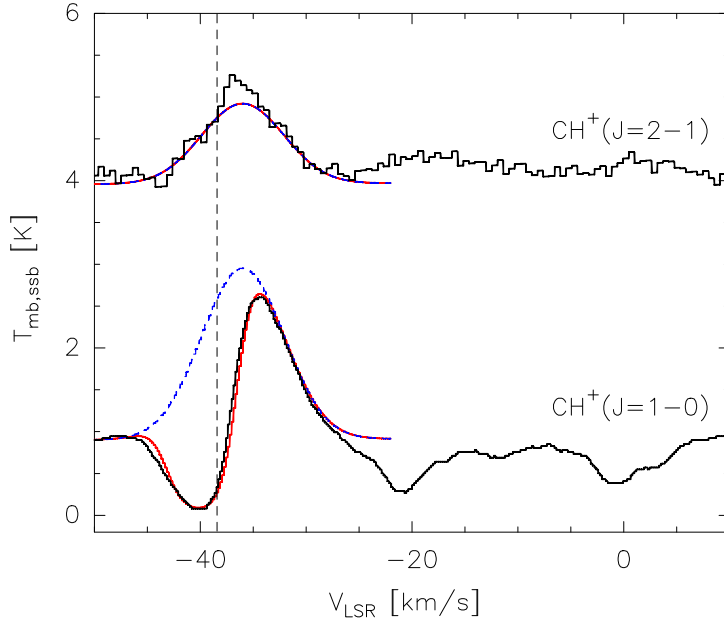


Figure 1: Line transitions of CH^+ observed with Herschel/HIFI towards W3 IRS5. The main beam temperature is shown; the continuum is corrected for single sideband. Frequency is presented as Doppler shift relative to the local standard of rest (LSR), where zero corresponds to the rest frequency of the respective line. The systemic velocity of W3 IRS5, -38.4 km s^{-1} , is shown by a vertical dashed line. The blue dashed curve indicates the contribution of the emission component. The red curve combines the contribution of the emission and absorption components fitted by the slab model (from Ref. 22).

moving within 15 km s^{-1} of the systemic YSO motion are listed. The ground-state lines of OH^+ , H_2O^+ , and NH show pure absorption, that of CH^+ has mixed absorptions and emission, whereas the observed transitions of OH , CH , SH^+ , and H_3O^+ are in emission. The total column density for OH^+ , CH^+ , H_2O^+ , CH and OH were determined from slab model fitting, for H_3O^+ from the rotational diagram. For all other molecules level column densities are extracted by integrating the observed lines or absorption profiles of a species and neglecting re-emission or re-absorption of the final state (thus optical depth $\tau \ll 1$). The level column densities were converted to total column densities summed over all levels, assuming an appropriate excitation temperature and LTE

(Tab. 1). For OH^+ an upper limit for T_{ex} of 50 K is used, derived from the non-detection of the (2-1) line. OH^+ , NH^+ and H_2O^+ , observed in absorption of the groundstate were assumed to have a low excitation temperature (9 K). For the column densities of NH^+ and SH^+ in emission, we assumed 40 K in analogy to the CH^+ slab model fits; for CH and SH also 40 K in analogy to OH. We note here that Ref. 23 assume 100 K for CH in emission for another high-mass object. This temperature would increase the CH column density by a factor of 1.6. For H_3O^+ towards W3 IRS5, the rotational diagram yields $T_{ex} = 239$ K.¹⁹ The same excitation temperature is applied also to H_3O^+ in AFGL 2591. NH in absorption towards a low-mass source was found also by Ref. 24, reporting an excitation temperature of only 5.5 K. For the upper limit of SH in emission, a temperature of 150 K was assumed. Increasing T_{ex} to 300 K would reduce the upper limit by a factor of 4. This demonstrates the uncertainty of the derived column densities from a single line in emission, often dominated by the uncertain excitation temperature. Note that generally in cases of non-detection, the assumption of emission causes a lower upper limit.

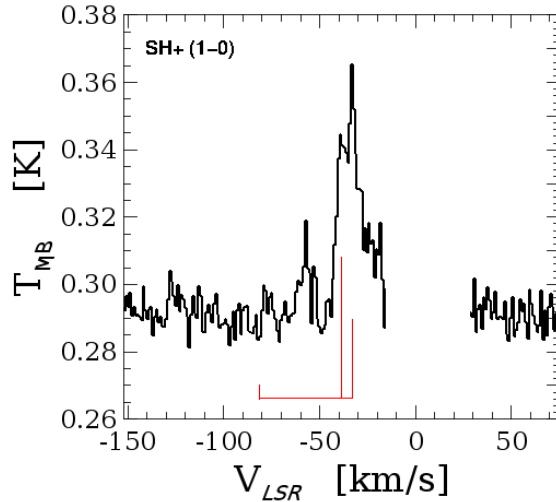


Figure 2: Line transitions of SH^+ discovered with Herschel/HIFI for the first time. Frequency is presented as Doppler shifted relative to the local standard of rest (LSR), where zero corresponds to 526.047947 GHz, the rest frequency of the main line. The 3 fine structure lines are indicated by vertical lines proportional in length to their theoretical intensity at 300 K. They are shifted by the systemic velocity of the observed object, W3 IRS5, amounting to -38.4 km s^{-1} (adopted from Ref. 19).

SH^+ (2) and H_2O^+ were detected for the first time in star-forming regions thanks to the new

frequency range that has become observable with Herschel.^{13,19,25–27} The new molecules were only detected in their transitions to or from the ground state, SH⁺ in emission and H₂O⁺ in absorption. SH⁺ was detected only towards W3 IRS5, well known for its active sulfur chemistry,²⁸ but not in AFGL 2591.

The non-detection of SH was predicted.²⁰ It was not observed in a groundstate transition, as is the case for the other non-detections in Tab. 1. SH was recently found²⁹ in an absorbed groundstate transition towards the high-mass source W49N with a column density of $4.6 \cdot 10^{12} \text{cm}^{-2}$.

Models and Discussion

Molecular abundances were predicted before observations, using a time-dependent chemical model that considers FUV and X-ray irradiation. Starting from a density model of AFGL 2591,³⁰ the local FUV intensity and dust temperature are calculated using a Monte Carlo radiative transfer code. Prestellar dense cloud molecular and atomic constituents are the initial values. The chemical evolution is then simulated³¹ using the UMIST Database for Astrochemistry (updated to 2006⁵) following the chemical network simulations by Refs. 32 and 33. The calculation time is significantly reduced by using the grid approach.³¹ This allows to self-consistently solve for the chemistry together with the gas temperature, which is obtained from the equilibrium between heating and cooling rates similar to classical FUV irradiated models in dense interstellar clouds.³⁴ We assume a chemical age of $5 \cdot 10^4$ yr typical of these sources⁸ and determine the abundances at all positions in the region.

We compare observations and models in two steps. In a rough first step, we estimate the column density of molecules from chemical models assuming constant beam size and a simplified geometry, and confront them with the column densities derived from observations as given in 1. In a second step, possible only for the CH⁺ molecule, we compare at the level of line intensities in two transitions, including full radiative transfer, frequency-dependent beam size, and geometry. The latter comes in if the emission region of most molecules considered here is a relatively thin layer

(some 100 AU) on the outflow wall. Thus the column density depends on the outflow inclination and opening angle, which are not well constrained.

Comparison of Column Densities

The chemical model abundance χ_i of species i is available from model calculations as the average over a volume of given radius R . In the two dimensional models the average includes the inhomogeneity due to the outflow, the inflow, and the transition zone, known as 'outflow wall'. The volume averaged abundance is generally defined as

$$\langle \chi_i \rangle = \frac{\int_{r < R} n_i dV}{\int_{r < R} n_H dV} , \quad (3)$$

where n_i is the density of species i ; n_H is the total hydrogen density [= $n(H) + 2n(H_2)$]. The modeled molecular column densities can be approximated for a beam of radius R by

$$N_i = \frac{\langle \chi_i \rangle \int_{r < R} n_H dV}{\pi R^2} . \quad (4)$$

The results are presented in 2 for $R = 20000$ AU, implying $\int_{r < R} n_H dV = 18.7 M_s \text{un} m_H^{-1} = 2.2 \cdot 10^{58}$.

The model parameters have been studied in a range of protostellar luminosities, distances, cavity shapes and cavity densities in Ref. 20, Tab. 9. The distance to AFGL 2591 was recently measured by VLBI to 3.3 pc.³⁵ The radius of 20000 AU assumed here then corresponds to a beam of 12'', appropriate to the highest frequencies observed. A larger beam generally reduces the modeled line intensities because of beam dilution for centered emissions. The effect was shown to be less than an order of magnitude²⁰ and will be discussed together with other model parameters, like the unknown outflow opening angle or existence of a disk, that have effects of similar magnitude.

2 compares three models:

1. The 'noFnoX' model is a one-dimensional spherically symmetric model without high-energy irradiation except external cosmic rays. A radial dependence on density and the temperature

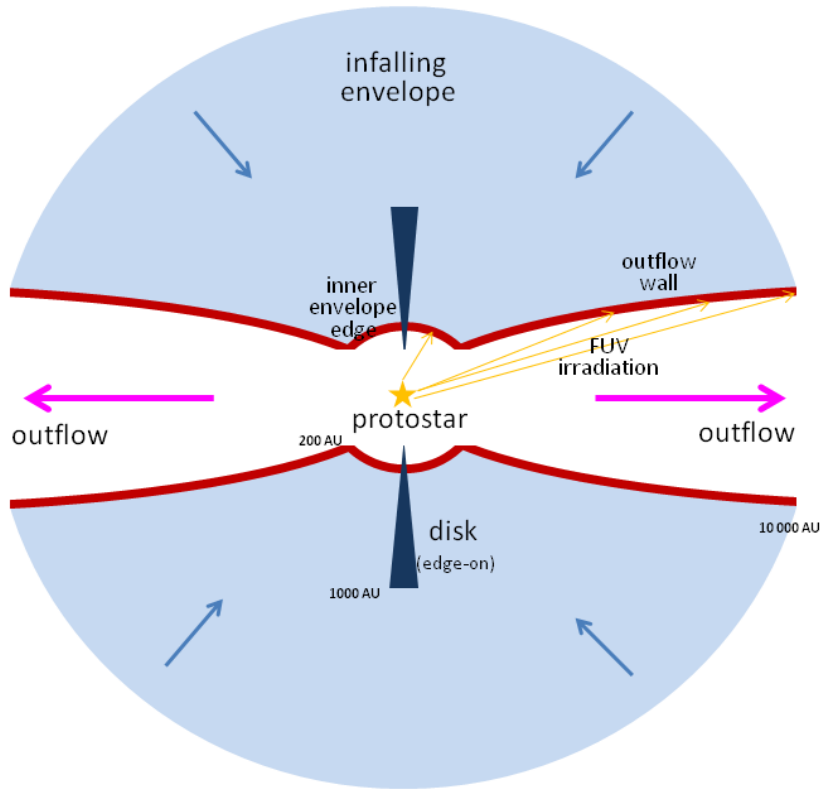


Figure 3: Scenario of star-forming region illustrating irradiation by internal FUV. The model is rotationally symmetric relative to the outflow axis indicated by two arrows. Some approximate distances are indicated in Astronomical Units (AU).

model is used.³³ The model assumes a cavity of 200 AU radius in the center. We use the model of Ref. 20 without irradiation, which is similar within the uncertainties to model 0 by Ref. 8.

2. Model 'X' is also one-dimensional and assumes a high X-ray luminosity, 10^{32} erg s^{-1} , but no protostellar FUV emission. There is little difference in the chemical effects between X-ray and cosmic ray irradiation.³¹ The effect of protostellar X-ray irradiation decreases geometrically ($\propto r^{-2}$) and equals cosmic ray ionization in the envelope at a radius of more than 6000 AU for the above X-ray luminosity. Protostellar X-ray emission would therefore enhance ionization preferentially near the protostar.

3. Stäuber et al.³³ have shown in 2007 that protostellar FUV irradiation of the inner edge of the envelope and X-ray emission in the range of observed luminosities are insufficient to explain

the observed molecular abundance of CO^+ . In a spherically symmetric FUV model CO^+ is enhanced in abundance by two orders of magnitude order of magnitude, but not sufficient to explain the observations. The abundances of such molecules, including CH^+ and OH^+ , increase another three orders of magnitude or more if the FUV irradiated surface is enlarged. Thus Bruderer et al.²⁰ presented a two-dimensional model in 2010 where the FUV emission by the central object irradiates also the walls separating the two outflows and the infalling envelope with a luminosity of $7.7 \cdot 10^{37} \text{ erg s}^{-1}$. This irradiation corresponds to a protostellar surface of a B star having a temperature of $3 \cdot 10^4 \text{ K}$. The gas inside the outflow has negligible column density, and the shape of the cavity allows direct irradiation of the walls. This irradiation both ionizes and heats a thin layer with a thickness of a few times the FUV penetration depth. The surface extends out to more than 30,000 AU, a radius comparable or larger than the Herschel beam. The scenario of model FUV is illustrated in 5.

Table 2: Volume-averaged column densities, $\langle N_i \rangle$, derived from chemical model calculations for a high-mass object (AFGL 2591) in a beam with radius 20000 AU (in units of 10^{10} cm^{-2}).

Mole- cule	Model noFnoX [10^{10} cm^{-2}]	Model X [10^{10} cm^{-2}]	Model FUV [10^{10} cm^{-2}]	Ratio X/noFnoX	Ratio FUV/noFnoX
OH^+	0.12	0.15	920	1.3	8000
CH^+	0.0023	0.0028	3300	1.2	$1.4 \cdot 10^6$
NH^+	0.0075	0.010	7.7	1.4	1000
SH^+	23	69	72	3.0	3.1
H_2O^+	0.25	0.37	360	1.5	1400
H_3O^+	6100	7500	2900	1.2	0.48
OH	51000	70000	120000	1.4	2.4
CH	320	420	4400	1.3	14
NH	2600	3900	7400	1.5	1.9
SH	2400	1500	240	0.63	0.099

Models X and FUV are compared to noFnoX in 2. X-rays enhance all abundances except SH. Except for SH and H_3O^+ , all hydride abundances are enhanced also by FUV, particularly the ionized species. The much more powerful FUV irradiation makes the enhancements in model FUV generally larger than in model X.

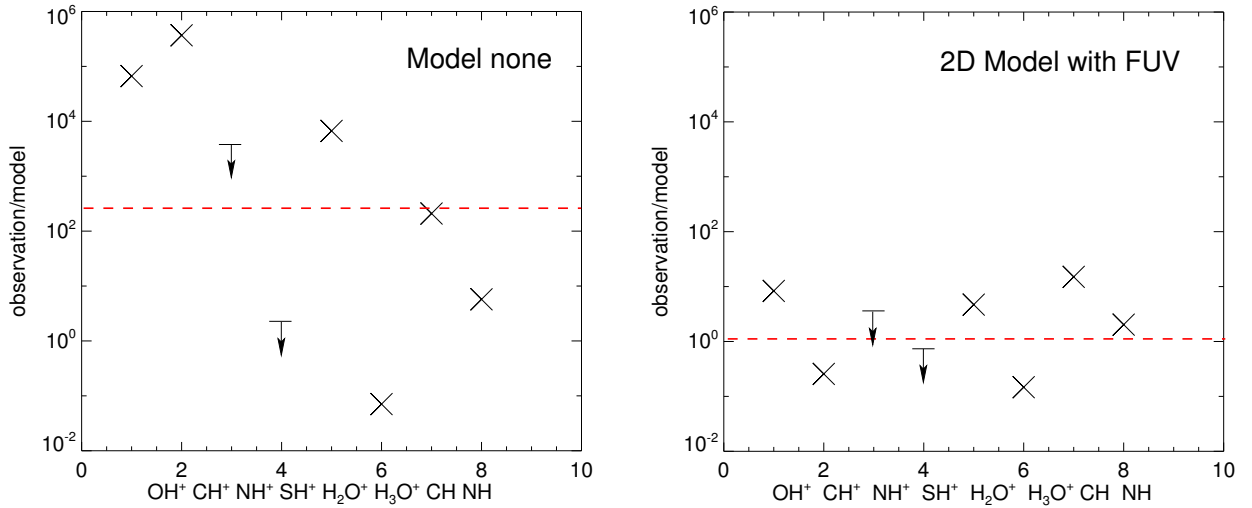


Figure 4: Comparison between observed column densities towards AFGL 2591 and theoretical values derived by Ref. 20 (2) from chemical models, using Eq. (4) with $a = 1$. *Left*: model noFnoX without internal high-energy radiations; *right*: model FUV with internal FUV irradiation in 2D having a luminosity of $7.7 \cdot 10^{37} \text{ erg s}^{-1}$. The log-average value is indicated by a horizontal dashed line.

4 left compares observations with model predictions of beam averaged column densities in the noFnoX model. The comparison of the observations with the FUV model including 2D FUV irradiation of the outflow walls is shown in 4 right. The two models can be compared quantitatively in the average observation-to-model ratio and its scatter over the different molecules. (i) The observed column density of CH^+ , OH^+ , and H_2O^+ far exceed the values given by the noFnoX model. The log-averaged observation-to-model ratio $\langle \log_{10} a \rangle$ without FUV and X-rays is 260 (linearized), neglecting upper limits. The X-ray model (not shown) reduces slightly this ratio to 220; for the FUV model it amounts to 1.06. If X-ray emission of model X is added to the FUV model, the average becomes 0.99, demonstrating that X-rays have negligible effect at the size of the *Herschel* beam. (ii) Furthermore, the scatter is significantly reduced by including FUV irradiation (see 4). In logarithmic scale, the standard deviation amounts to 2.5 for the noFnoX model, 2.4 for the X model, but diminishes to 0.65 for the FUX model. This emphasizes the importance of internal FUV irradiation, enhancing most of the species discussed here in the outflow wall.

NH^+ deserves a special remark. Its upper limit for emission is far below the FUV model

prediction, but not the upper limit for an absorption line at much lower excitation temperature, shown in 4. Reaction (2) is strongly endoergic for the production of NH^+ and is negligible. As N cannot be ionized by FUV, reaction (1) is only competitive through X-ray or cosmic ray ionization. Therefore, high NH^+ abundance would suggest such irradiations. This is not the case, and in their absence NH^+ forms from NH by charge exchange, $\text{NH} + \text{H}^+$. There is another channel as NH has a first ionization potential of 13.49 eV, thus low enough to be ionized by FUV. However, as NH requires a high activation energy forming through reaction (1), NH is very temperature sensitive and thus the resulting NH^+ difficult to predict.

The agreement with the predictions of the FUV model is within an order of magnitude (4, right). The largest deviations are the high abundance observed for CH and low abundance for H_3O^+ . We note that CH was observed at a relatively low frequency, thus with a large beam. Therefore, the deviation cannot be an effect of the assumption of a constant beam, but indicates the accuracy of this first step, limited by simplifying assumptions.

Full Radiative Transfer Model

In a second approach, the comparison is made at the level of line intensities, requiring radiative transfer calculations. The radiation modeling includes a non-LTE determination of the level populations, appropriate beam sizes, and the most likely outflow geometry. The excitation of the molecule by collisions as well as by the radiation field of the dust continuum and the line radiation is calculated, the radiative transfer evaluated and convolved with the Herschel beam. A severe limitation to this approach is the lack of data on the collisional cross-sections for most of the observed molecules. Bruderer et al. calculated in 2010 the full radiative model for the CH^+ line emission of AFGL 2521 in the Herschel beam at 835 GHz and 1669 GHz (26.3'' and 12.7'' FWHM, respectively).²⁰ The model assumes FUV irradiation in a two-dimensional geometry. The result for the line intensities of CH^+ $J = 1 - 0$ and $J = 2 - 1$ is close to the observed values (3). The model was calculated for distances of 1 and 2 kpc. Increasing the distance by a factor of 2 reduced the line intensities by a factor of 2.7, resp. 2.9. The larger distance recently observed³⁵

reduces further the modeled values given in 3 and improves the agreement.

The approach does not require the assumption of excitation temperatures and is considerably more realistic than comparing column densities. Nevertheless, there remain uncertainties concerning (i) the chemical reaction rates,³² (ii) the difficulties in computing gas temperatures in FUV irradiated regions,³⁶ (iii) the absorption by cooler gas in the outer envelope or in front of the object (Fig. 1), and (iv) the geometrical and other model assumptions. Considering these unknowns, even detailed modeling remains uncertain to within a factor of a few; the agreement is well within this range. The effect of protostellar X-rays is small in view of these uncertainties.

Table 3: Comparison of AFGL 2591 chemical and radiation transfer simulations²⁰ assuming standard parameters and a distance of 2 kpc with Herschel/HIFI observations.¹³

	Abundance of CH ⁺ relative to H	Line intensity (J=1-0) at 835.1375 GHz [K km s ⁻¹]	Line intensity (J=2-1) at 1669.2813 GHz [K km s ⁻¹]
Model noFnoX	$5 \cdot 10^{-16}$	$\ll 0.001$	$\ll 0.001$
Model FUV	$4 \cdot 10^{-10}$	4.3	8.9
Observed	$0.9 \cdot 10^{-10}$	0.91 ± 0.03	3.7 ± 0.2

Conclusions

Hydrides and in particular their ionized versions have previously been considered as probes of the low-density cool diffuse interstellar medium, as collisions with hydrogen molecules generally reduce their abundance. Indeed, spherically symmetric models of star-forming regions with internal irradiation sources predicted low abundances in the past. Such models successfully reproduced the abundance of neutral molecules in the outer envelope of AFGL 2591.³² However, observations by HIFI onboard *Herschel* presented here reveal that hydrides, and particularly the ionized ones, are more abundant than previously expected in some inner parts of star-forming regions. Here we have tested the hypothesis that the high abundance of hydrides originate from protostellar irradiation by FUV or X-rays. We compared the observations with three models, one without irradiation, one

assuming a high protostellar X-ray irradiation, and one with FUV irradiation as expected from the hot protostellar surface or accretion shocks.

X-ray irradiation is not scattered, but penetrates straight into regions of higher density such as the protoplanetary disk. Its effect is limited by the generally much lower luminosity compared to FUV and by geometrical dilution. X-rays cannot be excluded. However, models assuming only X-rays underestimate on the average significantly the abundance of hydrides in high-mass star-forming regions observed here and scatter in the observations-to-model ratio more than the model that assumes FUV irradiation.

The effect of FUV irradiation is strongly enhanced by a two-dimensional geometry that increases the irradiated surface area.²⁰ FUV scattering produces a layer of enhanced hydride abundance with a thickness of a few FUV penetration lengths. The thickness does not depend much on the inclination angle of the irradiation at the surface. In these regions, the huge impact of FUV on the hydride chemistry in high-mass star forming regions is not only caused by ionization, but also the result of substantial gas heating by the photoelectric effect on grains of FUV radiation. The 2D geometry is essential to reach a good fit with observations.

An order-of-magnitude agreement is already apparent in the simplified approach neglecting the details of line excitation, beam size, and propagation (4). In the full model including the chemical network, excitation and radiation transfer, an agreement within the smaller range of uncertainties is possible without assuming additional X-ray emission (3).

FUV irradiation can be readily identified by molecular tracers. In star forming regions, CH^+ and OH^+ are very FUV-sensitive (4). CH^+ emission is more enhanced and probes primarily the irradiated walls of the outflows that carve out the envelope of star-forming regions. If observable, H_3^+ remains the best direct tracer of high energy photons and cosmic rays. Yet, there is no clear X-ray tracer among the species considered here.

Ionized hydrides are chemically active and can drive substantial chemical evolution. If their chemistry and excitation is understood, they may become valuable probes of warm and ionized gas in the embedded phase in star and planet formation. OH^+ , $^{13}\text{CH}^+$, and SH^+ can be observed

from the ground,^{38,39} and this will become particularly interesting for high spatial resolution observations with the Atacama Large Millimeter/submillimeter Array (ALMA) telescope. Given more accurate molecular collisional cross-sections and better geometrical constraints, more accurate modeling will be possible. Spatial resolution is important concerning the hot inner part of the star-forming region where the hydride lines in emission originate, as well as for the cooler regions farther out producing the enigmatic absorptions. This will allow to pose more quantitative questions about the strength of the irradiation sources.

Acknowledgements

We thank Takeshi Oka for his ground-breaking work on the spectroscopy and astrochemistry of H_3^+ and other small hydrides. Martin Melchior helped with data analysis software. Floris F. S. van der Tak and an unknown referee contributed helpful criticism. We acknowledge inspiring discussions and support by the WISH team. HIFI has been designed and built by a consortium of institutes and university departments from across Europe, Canada and the United States under the leadership of SRON Netherlands Institute for Space Research Groningen. This program is made possible thanks to time guaranteed by a hardware contribution funded by Swiss PRODEX (grant 13911/99/NL/SFe). The work on star formation at ETH Zurich was partially supported by the Swiss National Science Foundation (grants 20-113556 and 200020-121676).

References

- (1) Asplund, M.; Grevesse, N.; Sauval, A.J.; Scott, P. The Chemical Composition of the Sun. *Ann. Rev. Astron. Astrophys.* **2009**, 47, 481-522.
- (2) van Dishoeck, E.F. ISO Spectroscopy of Gas and Dust: From Molecular Clouds to Protoplanetary Disks. *Annual Rev. Astron. Astrophys.* **2004**, 42, 119-167.
- (3) Caselli, P.; Ceccarelli, C. Our Astrochemical Heritage. *Astron. Astrophys. Rev.* **2012**, 20, 56pp.

- (4) Sternberg, A.; Dalgarno, A. Chemistry in Dense Photon-dominated Regions. *Astrophys. J. Supp.* **1995**, 99, 565-607.
- (5) Woodall, J.; Agúndez, M.; Markwick-Kemper, A.J.; Millar, T. J. The UMIST database for Astrochemistry 2006. *Astron. Astrophys.* **2007**, 466, 1197-1204.
- (6) Oka, T. Interstellar H_3^+ . *Proc. Nat. Acad. Sci.* **2006**, 103, 12235-12242.
- (7) Maloney, P.R.; Hollenbach, D.J.; Tielens, A.G.G.M. X-Ray-irradiated Molecular Gas. I. Physical Processes and General Results *Astrophys. J.* **1996**, 466, 561-584.
- (8) Stäuber, P.; Doty, S.D.; van Dishoeck, E.F.; Benz, A.O. X-ray Chemistry in the Envelopes Around Young Stellar Objects *Astron. Astrophys.* **2005**, 440, 949-966.
- (9) Gérin, M.; de Luca, M.; Black, J.; Goicoechea, J.R.; Herbst, E.; Neufeld, D.A.; Falgarone, E.; Godard, B.; Pearson, J.C.; Lis, D.C. et al. Interstellar OH^+ , H_2O^+ and H_3O^+ Along the Sight-line to G10.6-0.4. *Astron. Astrophys.* **2010**, 518, L110 5pp.
- (10) Gérin, M.; de Luca, M.; Goicoechea, J.R.; Herbst, E.; Falgarone, E.; Godard, B.; Bell, T.A.; Coutens, A.; Kaźmierczak, M.; Sonnentrucker, P. et al. Interstellar CH Absorption in the Diffuse Interstellar Medium Along the Sight-lines to G10.6-0.4 (W31C), W49N, and W51. *Astron. Astrophys.* **2010**, 521, L16 5pp.
- (11) Falgarone, E.; Godard, B.; Cernicharo, J.; de Luca, M.; Gerin, M.; Phillips, T.G.; Black, J.H.; Lis, D.C.; Bell, T.A.; Boulanger, F. et al. $\text{CH}^+(1-0)$ and $^{13}\text{CH}^+(1-0)$ Absorption Lines in the Direction of Massive Star-forming Regions. *Astron. Astrophys.* **2010**, 521, L15 5pp.
- (12) Godard, B.; Falgarone, E.; Pineau Des Forets, G. Models of Turbulent Dissipation Regions in the Diffuse Interstellar Medium. *Astron. Astrophys.* **2009**, 495, 847-867.
- (13) Bruderer, S.; Benz, A.O.; van Dishoeck, E.F.; Melchior, M.; Doty, S.D.; van der Tak, F.; Stäuber, P.; Wampfler, S.F.; Dedes, C. et al. Herschel/HIFI detections of hydrides towards

- AFGL 2591. Envelope Emission Versus Tenuous Cloud Absorption. *Astron. Astrophys.* **2010**, 521, L44 5pp.
- (14) Thi, W.-F.; Ménard, F.; Meeus, G.; Martin-Zaïdi, C.; Woitke, P.; Tatulli, E.; Benisty, M.; Kamp, I.; Pascucci, I.; Pinte, C. et al. Detection of CH⁺ Emission from the Disc Around HD 100546. *Astron. Astrophys.* **2011**, 530, L2, 5pp.
- (15) Nagy, Z.; Van der Tak, F.F.S.; Ossenkopf, V.; Gerin, M.; Le Petit, F.; Le Bourlot, J.; Black, J. H.; Goicoechea, J.R.; Joblin, C.; Röllig, M. et al. The Chemistry of Ions in the Orion Bar I. - CH⁺, SH⁺, and CF⁺. The Effect of High Electron Density and Vibrationally Excited H₂ in a Warm PDR Surface. *Astron. Astrophys.* **2013**, 550, A96, 11pp.
- (16) Benz, A.O.; Güdel, M. Physical Processes in Magnetically Driven Flares on the Sun, Stars, and Young Stellar Objects. *Ann. Rev. Astro. Astroph.* **2010**, 48, 241-287.
- (17) van Dishoeck, E.F.; Kristensen, L.E.; Benz, A.O.; Bergin, E.A.; Caselli, P.; Cernicharo, J.; Herpin, F.; Hogerheijde, M.R.; Johnstone, D.; Liseau, R. et al. Water in Star-forming Regions with the Herschel Space Observatory (WISH). I. Overview of Key Program and First Results. *Publ. Astron. Soc. Pac.* **2011**, 123, 138-170.
- (18) de Graauw, T.; Helmich, F.P.; Phillips, T.G.; Stutzki, J.; Caux, E.; Whyborn, N.D.; Dieleman, P.; Roelfsema, P.R.; Aarts, H.; Assendorp, R. et al. The Herschel-Heterodyne Instrument for the Far-Infrared (HIFI). *Astron. Astrophys.* **2010**, 518, L6 5pp.
- (19) Benz, A.O.; Bruderer, S.; van Dishoeck E.F.; Stäuber, P.; Wampfler, S.F.; Melchior, M.; Dedes, C.; Wyrowski, F.; Doty, S.D.; van der Tak, F. et al. Hydrides in Young Stellar Objects: Radiation Tracers in a Protostar-Disk-Outflow System. *Astron. Astrophys.* **2010**, 521, L35 5pp.
- (20) Bruderer, S.; Benz, A.O.; Stäuber, P.; Doty S.D. Multidimensional Chemical Modeling of Young Stellar Objects. III. The Influence of Geometry on the Abundance and Excitation of Diatomic Hydrides. *Astrophys. J.* **2010**, 720, 1432-1453.

- (21) Wampfler, S.F.; Bruderer, S.; Kristensen, L.E.; Chavarría, L.; Bergin, E.A.; Benz, A.O.; van Dishoeck, E.F.; Herczeg, G.J.; van der Tak, F.F.S.; Goicoechea, J.R. et al. First Hyperfine Resolved Far-infrared OH Spectrum From a Star-forming Region. *Astron. Astrophys.* **2011**, 532, L16 5pp.
- (22) Benz, A.O.; Bruderer, S.; van Dishoeck E.F.; Stäuber, P.; Wampfler, S.F.; Dedes, C. Tracing FUV Radiation in the Embedded Phase of Star Formation. *EAS Pub. Ser.* **2011**, 52, 239-244.
- (23) van der Wiel, M.H.D.; van der Tak, F.F.S.; Lis, D.C. Herschel/HIFI Observations of Spectrally Resolved Methylidyne Signatures Toward the High-mass Star-forming Core NGC 6334I. *Astron. Astrophys.* **2010**, 521, L43 5pp.
- (24) Hily-Blant, P.; Maret, S.; Bacmann, A.; Bottinelli, S.; Parise, B.; Caux, E.; Faure, A.; Bergin, E.A.; Blake, G.A.; Castets, A. et al. Nitrogen Hydrides in the Cold Envelope of IRAS 16293-2422. *Astron. Astrophys.* **2010**, 521, L52 5pp.
- (25) Ossenkopf, V.; Müller, H.S.P.; Lis, D.C.; Schilke, P.; Bell, T.A.; Bruderer, S.; Bergin, E.; Ceccarelli, C.; Comito, C.; Stutzki, J. et al. Detection of Interstellar Oxidaniumyl: Abundant H_2O^+ Towards the Star-forming Regions DR21, Sgr B2, and NGC6334. *Astron. Astrophys.* **2010**, 518, L111 5pp.
- (26) Weiß, A.; Requena-Torres, M. A.; Güsten, R.; García-Burillo, S.; Harris, A.I.; Israel, F.P.; Klein, T.; Kramer, C.; Lord, S.; Martin-Pintado, J. et al. HIFI Spectroscopy of Low-level Water Transitions in M 82. *Astron. Astrophys.* **2010**, 521, L1 5pp.
- (27) Wyrowski, F.; van der Tak, F.F.S.; Herpin, F.; Baudry, A.; Bontemps, S.; Chavarria, L.; Frieswijk, W.; Jacq, T.; Marseille, M.; Shipman, R. et al. Variations in $\text{H}_2\text{O}^+/\text{H}_2\text{O}$ Ratios Toward Massive Star-forming Regions. *Astron. Astrophys.* **2010**, 521, L34 5pp.
- (28) Helmich, F.P.; Jansen, D.J.; de Graauw, Th.; Groesbeck, T.D.; van Dishoeck, E.F. Physical and Chemical Variations Within the W3 Star-forming Region. 1: SO_2 , CH_3OH , and H_2CO . *Astron. Astrophys.* **1994**, 283, 626-634.

- (29) Neufeld, D.A.; Falgarone, E.; Gérin, M.; Godard, B.; Herbst, E.; Pineau des Forêts, G.; Vasyunin, A. I.; Güsten, R.; Wiesemeyer, H.; Ricken, O. Discovery of Interstellar Mercapto Radicals (SH) With the GREAT Instrument on SOFIA. *Astron. Astrophys.* **2012**, 542, L6 5pp.
- (30) van der Tak, F.F.S.; van Dishoeck, E.F.; Evans, N.J. II; Bakker, Eric J.; Blake, Geoffrey A. The Impact of the Massive Young Star GL 2591 on Its Circumstellar Material: Temperature, Density, and Velocity Structure. *Astrophys. J.* **1999**, 522, 991-1010.
- (31) Bruderer, S.; Doty, S.D.; Benz, A.O. Chemical Modeling of Young Stellar Objects. I. Method and Benchmarks. *Astrophys. J. Supp.*, **2009**, 183, 179-196.
- (32) Doty, S.D.; van Dishoeck, E.F.; van der Tak, F.F.S.; Boonman, A.M.S. Chemistry as a Probe of the Structures and Evolution of Massive Star-forming Regions. *Astron. Astrophys.* **2002**, 389, 446-463.
- (33) Stäuber, P.; Benz, A.O.; Jørgensen, J.K.; van Dishoeck, E.F.; Doty, S.D.; van der Tak, F.F.S. Tracing High Energy Radiation With Molecular Lines Near Deeply Embedded Protostars. *Astron. Astrophys.* **2007**, 466, 977-988.
- (34) Hollenbach, D.J.; Tielens, A.G.G.M. Photodissociation Regions in the Interstellar Medium of Galaxies. *Rev. Mod. Phys.* **1999**, 71, 173-230.
- (35) Rygl, K.L.J.; Brunthaler, A., Sanna, A.; Menten, K.M.; Reid, M.J.; van Langevelde, H.J.; Honma, M.; Torstensson, K. J. E.; Fujisawa, K. Parallaxes and Proper Motions of Interstellar Masers Toward the Cygnus X Star-forming Complex. I. Membership of the Cygnus X Region. *Astron. Astrophys.* **2012**, 539, A79 12pp.
- (36) Röllig, M; Abel, N. P.; Bell, T.; Bensch, F.; Black, J.; Ferland, G.J.; Jonkheid, B.; Kamp, I.; Kaufman, M.J.; Le Boulot, J. et al. A Photon Dominated Region Code Comparison Study. *Astron. Astrophys.* **2007**, 467, 187-206.

- (37) Geballe, T.R.; Oka, T. Two New and Remarkable Sightlines Through the Galactic Center's Molecular Gas. *Astrophys. J. Lett.* **2010**, 709, L70-L73.
- (38) Wyrowski, F.; Menten, K.M.; Güsten, R.; Belloche, A. First Interstellar Detection of OH⁺ *Astron. Astrophys.* **2010**, 518, A26 5pp.
- (39) Menten, K.M.; Wyrowski, F.; Belloche, A.; Güsten, R.; Dedes, L.; Müller, H.S.P. Submillimeter Absorption From SH⁺ a New Widespread Interstellar Radical, ¹³CH⁺ and HCl. *Astron. Astrophys.* **2011**, 525, A77 5pp.
- (40) Müller, H.S.P.; Thorwirth, S.; Roth, D.A.; Winnewisser, G. The Cologne Database for Molecular Spectroscopy, CDMS. *Astron. Astrophys.* **2001**, 370, L49-L52.
- (41) Amano, T. The J = 1-0 Transitions of ¹²CH⁺, ¹³CH⁺, and ¹²CD⁺. *Astroph. J. Lett.* **2010**, 716, L1-L3.
- (42) Hübers, H.W.; Evenson, K.M.; Hill, C.; Brown, J.M. The Rotational Spectrum of the NH⁺ Radical in its X²Π and a ⁴Σ⁻ States. *J. Chem. Phys.* **2009**, 131, 034311-15.
- (43) Verhoeve, P.; Ter Meulen, J.J.; Meerts, W. L.; Dyamanus, A. Observation of the Lowest Rotational Transition of NH⁺ With Resolved Hyperfine Structure. *Chem. Phys. Lett.* **1986**, 132, 213-217.
- (44) Brown, J.M.; Müller, H.S.P. The Rotational Spectrum of the SH⁺ Radical in its X³Σ⁻ State. *J. Mol. Spectrosc.* **2009**, 255, 68-71.
- (45) Mürtz, P.; Zink, L.R.; Evenson, K.M.; Brown, J.M. Measurement of High-frequency Rotational Transitions of H₂O⁺ in its Ground State by Far-infrared Laser Magnetic Resonance (LMR) spectroscopy. *J. Chem. Phys.* **1998**, 109, 9744-9752.
- (46) Strahan, S. E.; Mueller, R.P.; Saykally, R.J. Measurement of the Rotational Spectrum of the Water Cation (H₂O⁺) by Laser Magnetic Resonance. *J. Chem. Phys.* **1986**, 85, 1252-1260.

- (47) Pickett, H.M.; Poynter, R.L.; Cohen, E.A.; Delitsky, M.L.; Pearson, J.C.; Müller, H.S.P. Submillimeter, millimeter and microwave spectral line catalog. *J. Quant. Spectrosc. & Rad. Transfer* **1998**, 60, 883-890.
- (48) McCarthy, M.C.; Mohamed, S.; Brown, J.M.; Thaddeus P. Interstellar Chemistry Special Feature: Detection of Low-frequency Lambda-doublet Transitions of the Free ^{12}CH and ^{13}CH Radicals. *Proc. Nat. Acad. Sci.* **2006**, 103, 12263-12268.




Figure 5: For Table of Contents