

Here be Dragons: The Unexplored Continents of the CMSSM

Timothy Cohen¹ and Jay G. Wacker¹

¹ *Theory Group, SLAC National Accelerator Laboratory
Menlo Park, CA, 94025*

Abstract

The Higgs boson mass and the abundance of dark matter constrain the CMSSM/mSUGRA supersymmetry breaking inputs. A complete map of the CMSSM that is consistent with these two measured quantities is provided. Various “continents,” consisting of non-excluded models, can be organized by their dark matter dynamics. The following mechanisms manifest: well-tempering, resonant pseudo-scalar Higgs annihilation, neutralino/stau coannihilations and neutralino/stop coannihilations. Benchmark models are chosen in order to characterize the viable regions. The expected visible signals of each are described, demonstrating a wide range of predictions for the 13 TeV LHC and a high degree of complementarity between dark matter and collider experiments. The parameter space spans a finite volume, which can be probed in its entirety with experiments currently under consideration.

Contents

1. Introduction	2
2. CMSSM Cartography	7
3. Approach	9
3.1. Scan Strategy	12
3.2. Quadrants	14
3.3. Metastability	15
4. The Multiple Continents	15
4.1. Light χ	19
4.2. Well-tempered	23
4.3. A^0 -pole Annihilation	30
4.4. Stau Coannihilation	38
4.5. Stop Coannihilation	47
5. Discussion	56
A. CMSSM Map Making Kit	57
References	59

1. INTRODUCTION

The discovery of the Higgs boson [1, 2] confirmed the Standard Model. But open questions remain: Why is the W -boson mass so far below the Planck scale? What non-baryonic substance makes up roughly 80% of the matter content for our Universe [3]? Is the Standard Model prediction that the gauge couplings nearly unify at high scales a hint of new physics?

The leading framework that can address all of these outstanding issues with the Standard Model is supersymmetry (SUSY). The Minimal Supersymmetric Standard Model (MSSM) [4] predicts precision gauge coupling unification [5], has a stable particle which can freeze-out to the observed abundance of dark matter (under the assumption of a

simple (thermal) cosmological history) [6, 7], and provides a TeV scale cutoff for quadratic divergences in the Higgs mass.

Despite all of its theoretical successes, the observed value of the Higgs mass is a challenge to accommodate inside the MSSM. At the same time the non-observation of superpartners at the LHC calls into question the existence of low-scale supersymmetry. Arguably, these two lessons from the LHC may be related to each other. The tree level prediction for the Higgs boson mass m_h in the MSSM is $m_h \leq m_Z$, where m_Z is the Z^0 -boson mass. However, as the superpartners become heavy there are sizable one-loop radiative corrections [8–11]:

$$m_h^2 \simeq m_Z^2 \cos^2 2\beta + \frac{3g^2 m_t^4}{8\pi^2 m_W^2} \left[\log \left(\frac{m_{\tilde{t}_1} m_{\tilde{t}_2}}{m_t^2} \right) + \frac{A_t^2}{m_{\tilde{t}_1} m_{\tilde{t}_2}} \left(1 - \frac{A_t^2}{12 m_{\tilde{t}_1} m_{\tilde{t}_2}} \right) \right] \quad (1)$$

where m_W is the W^\pm -boson mass, g is the $SU(2)$ standard model gauge coupling, $\tan \beta$ is the ratio of the Higgs vevs, m_t is the top quark mass, $m_{\tilde{t}_i}$ are the physical stop masses, and A_t is the stop-Higgs soft SUSY breaking trilinear.

From Eq. (1), the Higgs boson mass depends on the logarithm of the stop masses; for fixed A_t , increasing m_h requires an exponential increase in the top squark masses. If the Higgs mass is raised from m_h to $m_{h'}$ while keeping A_t fixed,

$$m_{h'} - m_h \simeq \frac{3g^2 m_t^4}{16\pi^2 m_h m_W^2} \log \frac{m_{\tilde{t}'_1} m_{\tilde{t}'_2}}{m_{\tilde{t}_1} m_{\tilde{t}_2}} \implies m_{\tilde{t}'_1} m_{\tilde{t}'_2} \simeq m_{\tilde{t}_1} m_{\tilde{t}_2} 2^{\frac{\Delta m_h}{5.6 \text{ GeV}}} \quad (2)$$

This demonstrates that going from the LEP2 limit on the Higgs mass of $m_h \geq 114.4$ GeV [12] to the observed value of $m_h \simeq 125$ GeV [1, 2] requires quadrupling the top squark masses. Taken at face value, the Higgs discovery has profound implications on the expectation of the mass scale for the supersymmetric particles.¹

One goal of the SUSY phenomenology community is to understand the consequences of $m_h \simeq 125$ GeV on the ~ 120 dimensional MSSM parameter space. In practice this is intractable due to the immense size of the MSSM, not to mention all the possible extensions. The resulting space of phenomenological signatures is enormous. It is an unrealistic task to “exclude the MSSM.”

The desire to chart all possible experimental implications of the MSSM has motivated many different approaches. Evoking a top-down perspective, many models of the SUSY breaking parameters have been constructed. These proposals derive the low energy

¹ An arbitrarily light \tilde{t}_1 is possible with a 125 GeV Higgs with careful choices of A_t , $m_{q_3}^2$ and $m_{u_3^c}^2$. [13, 14].

parameters from far fewer inputs. Specific frameworks tend to be highly predictive; large classes of SUSY signatures can be forbidden. In some cases, it is conceivable to test the full parameter space. In contrast, a bottom-up motivated reduction of the full MSSM parameters to a set of 19 phenomenologically motivated inputs was proposed [15, 16]. Even with this dramatic decrease in complexity, it is not possible to map all possible signals.

There is a more restrictive choice which is often made when attempting to understand “common” SUSY signatures. This 4 dimensional slice of parameter space is known as the Constrained MSSM (CMSSM or mSUGRA) [17–19]. For some studies of the CMSSM in light of the Higgs discovery, see [20–36]. This *ansatz* is defined by four parameters and a sign which are delineated at the scale M_{GUT} where the gauge couplings unify: a universal scalar mass M_0 , a universal gaugino mass $M_{\frac{1}{2}}$, a universal scalar-trilinear coupling A_0 , and the B_μ -term (usually set by choosing $\tan \beta$) along with the sign of μ . These high scale inputs are evolved to the weak scale using the renormalization group and the μ -term is chosen to reproduce the measured value of the Z^0 -boson mass.

The Higgs boson mass m_h and the dark matter thermal relic density Ωh^2 can be calculated in this framework. Matching the predictions for m_h and Ωh^2 to the measured values constrains the four-dimensional parameter space. The goal of this article is to provide a map of the CMSSM regions² which are consistent with these two requirements. Additional constraints such as evading LHC searches and limits from direct and indirect dark matter detection experiments will also be discussed.

The CMSSM parameter space is compact. Stated precisely, every direction in parameter space is bounded using four minimal assumptions [38]:

- The Higgs mass is less than 128 GeV.
- The lifetime of the Universe is longer than the observed value.
- The bottom quark Yukawa coupling remains perturbative to the unification scale.
- The LSP is a thermal relic that does not overclose the Universe.

One purpose of this article is to quantify the extent of the CMSSM.

² For a previous attempt to map the full CMSSM, see [37].

With the exception of the last, these are unarguable constraints on the CMSSM. There are several possibilities beyond a neutralino WIMP χ — R -parity violation would cause the Lightest SuperPartner (LSP) to decay [39]; a non-trivial cosmological history such as a late-stage entropy production from moduli decay or a low reheat temperature could alter the freeze-out prediction [40–42]. Nevertheless, requiring a thermal history and stable χ require no additional assumptions and together stand as one of the main motivators for the MSSM in the first place. This scenario is incorporated in all that follows.

The full extent of the CMSSM will be demonstrated. It will be argued that it is in principle possible to experimentally access all of it. However, the range of allowed masses for the supersymmetric particles extends significantly further than is usually discussed. While tremendous progress toward excluding this slice of the MSSM (or discovering something like it) will be made, there exist regions which will remain beyond the combined reach of the 13 TeV LHC, 1 ton scale direct detection experiments, and telescopes which target gamma rays from dark matter annihilations. One goal of this work will be to enumerate what will remain of the CMSSM once near-term experiments have completed their searches. The entire CMSSM parameter space can be probed using experiments currently under consideration. Most of the parameter space can be reached with the 33 TeV HE-LHC and the remaining regions can be completely covered with the 100 TeV VHE-LHC.

As is often done, the different islands of the CMSSM will be classified by the (dominant) process which sets the relic density. Several mechanisms manifest:

- Light χ — Z^0 and h pole annihilation determines the relic density. This channel is active for dark matter masses $m_\chi \lesssim 70$ GeV. Since the LSP is dominantly bino and gaugino masses unify, there is a corresponding bound on the gluino mass of $m_{\tilde{g}} \simeq 450$ GeV. This region has been excluded by LHC7 searches for gluinos.
- Well-tempered — the dark matter has a non-trivial Higgsino component [43]. This is the home of the “focus point” supersymmetry region [44–47]. Most of this region can be probed using 1 ton scale direct detection [48–50]. Once the lightest neutralino masses reach $\mathcal{O}(1 \text{ TeV})$, the relic density requirement forces a dominantly Higgsino admixture; in this limit, the tree-level direct detection cross section becomes suppressed, although it remains within reach of multi-ton scale experiments.

- A^0 -pole annihilation³ — the strongest dark matter annihilation channel is through an s -channel pseudo-scalar Higgs resonance. This region tends to have heavy colored superpartners which limits the ability of the 13 TeV LHC to explore this entire region. Direct detection can also be highly suppressed. There is some hope for indirect detection since the annihilation cross section today is also dominated by s -channel A^0 exchange yielding a $b\bar{b}$ final state.
- Stau coannihilation — this is being tested by a combination of searches for colored particles and direct detection. In some of this parameter space the staus decay length becomes macroscopic; it can be useful to search for charged tracks or displaced vertices to test these models [51].
- Stop coannihilation [52] — this region is largely untested. Furthermore, much of this parameter space will remain even after the full run of the 13 TeV LHC.

All of these annihilation mechanisms have been previously discovered within the CMSSM parameter space; however, the number of disconnected regions existing in the post-Higgs discovery era has not been discussed. Furthermore, many studies are based on specific slices (one common strategy is to fix A_0 and $\tan\beta$ and explore the $M_{\frac{1}{2}} - M_0$ plane). While this can be an instructive exercise, it can lead to incorrect inferences about the general predictions of the CMSSM *ansatz*. This work will serve to clarify many of these issues.

There exists a large literature on mapping the CMSSM where a likelihood value is applied to each point in parameter space, see for example [37, 53–59]. These approaches are extremely powerful and can allow for exhaustive studies of high dimensional parameter spaces. In order to compute the likelihood, a variety constraints with associated error bars must be compiled. This can lead to conclusions about the “allowed” parameter space which are driven by measurements on quantities such as $(g - 2)$ of the muon, $b \rightarrow s\gamma$, and so on. For example, stop coannihilation was shown to be strongly disfavored using these methods [53]. The approach taken here does not attempt to assign any statistical significance to any point in parameter space. This draws a distinction between the results presented here and these other studies, *e.g.* we determine that large regions of stop coannihilation are allowed.

³ Throughout the universal A -term CMSSM input parameter will be referred to as A_0 and the pseudo-scalar Higgs as A^0 .

Therefore, this work provides a compliment to the existing literature.

The organization of the paper is as follows. Sec. 2 provides our map of the viable CMSSM parameter space. Sec. 3 discusses the specifics of how the spectra and processes are calculated from the CMSSM inputs. Sec. 4 provides an in depth look at the separate regions and discusses their properties including detailed descriptions of the expected first signals. Sec. 5 summarizes our findings and gives a rough idea of what regions will remain unexplored after the full run of the 13 TeV LHC and ton scale direct detection experiments. An appendix is given which provides the details of how to reproduce our maps of the CMSSM using files which are available on the arXiv. Also available on the arXiv are the relevant cross sections and decay tables for all of the presented benchmark models.

2. CMSSM CARTOGRAPHY

This section presents four two-dimensional slices of the CMSSM parameter space which allow one to infer the location of each continent in the coordinates M_0 , $M_{\frac{1}{2}}$, A_0 , $\tan\beta$, and the sign of μ .

These figures impose the constraints $122 \text{ GeV} < m_h < 128 \text{ GeV}$ and $0.08 < \Omega h^2 < 0.14$. A 3 GeV error bar for the Higgs mass is used; this is an estimate of the uncertainty in the theoretical calculation [60]. The spread in allowed dark matter relic density is taken to account for the $\mathcal{O}(10\%)$ uncertainty in the calculation of Ωh^2 , *e.g.* from the fact that only two-to-two tree processes are included when computing this quantity. A naive bound on charginos, $m_{\chi^\pm} > 100 \text{ GeV}$ [61] is imposed to avoid issues when there are multiple μ solutions to the $m_Z(\mu) = m_{Z_{\text{SM}}}$ [62] (see Sec. 3.3.1). Currently **SoftSUSY v3.3.7** typically picks the larger values, but extremely small values of $\mu \simeq 3 \text{ GeV}$ are sporadically found resulting from these multiple solutions to the μ term. These disconnected solutions are safely excluded by the LEP2 constraint and are uninteresting from a phenomenological point of view.

Fig. 2.1 presents the canonical $M_{\frac{1}{2}}$ versus M_0 plane unfolded into four quadrants:

Quadrant 2: $A_0 < 0$ and $\mu > 0$	Quadrant 1: $A_0 > 0$ and $\mu > 0$
Quadrant 3: $A_0 < 0$ and $\mu < 0$	Quadrant 4: $A_0 > 0$ and $\mu < 0$

This classification will be utilized for the rest of this paper and will be motivated physically in Sec. 3. Fig. 2.2 shows the full parameter space in the $\text{sign}(\mu) \times M_{\frac{1}{2}}$ versus A_0/M_0 plane.

This plot illustrates that a wide range of viable parameter space exists for large values of A_0 with respect to M_0 . Figs. 2.3 and 2.4 plot the complimentary planes involving M_0 versus A_0/M_0 and $\tan\beta$ versus A_0/M_0 respectively.

As described in Sec. 1, the regions are separated by their dominant dark matter annihilation channel. Throughout this article, these continents are denoted in all figures in the paper using the following scheme: light χ [grey; circles], well-tempered [green; right pointing triangles], stau coannihilation [blue; upward pointing triangles], A^0 -pole annihilation [red; left pointing triangles], stop coannihilation [yellow; downward pointing triangles].

In practice, to determine if a point should be classified into one of these categories, the following scheme is employed:

1. if $m_\chi < 70$ GeV \implies light χ
2. else if $\text{Diff}(m_\chi, m_{\tilde{t}_1}) < 0.2 \implies$ stop coannihilation
3. else if $\text{Diff}(2 \times m_\chi, m_{A^0}) < 0.4$ and $\sigma_{\text{ann}} v > 2 \times 10^{-27} \text{ cm}^3/\text{s} \implies A^0$ -pole annihilation
4. else if $\text{Diff}(m_\chi, m_{\tilde{\tau}_1}) < 0.2 \implies$ stau coannihilation
5. else if $|Z_B|^2 < 0.9 \implies$ well-tempered

where Z_B is the bino-LSP mixing angle and

$$\text{Diff}(m_a, m_b) \equiv \frac{|m_a - m_b|}{\min(m_a, m_b)}. \quad (3)$$

All CMSSM points which were generated and satisfied the Higgs mass and relic density constraints fall into one of these categories. While we have tested that this scheme matches closely with the actual processes that contribute to the neutralino annihilation cross section in the early Universe, there are some overlapping regions where the actual classification of a point is ambiguous, *e.g.* the cut on $\sigma_{\text{ann}} v$ in step 3 above is to separate the overlapping A^0 -pole annihilation and stau coannihilation regions in the second quadrant. This will not have a qualitative impact on any of our conclusions below.

Figs 2.1-2.4 can be utilized to navigate the viable parameter space. Many disconnected continents are apparent. The light χ and well-tempered regions are characterized by a narrow interval around $A_0/M_0 = 0$. The A^0 -pole annihilation region can be distinguished

from well-tempered points by larger values of $\tan\beta$ or larger $|A_0/M_0|$. Both the stau and stop coannihilation islands exist for $-15 \lesssim A_0/M_0 \lesssim 1$. However, the former exists for smaller values of $M_{\frac{1}{2}}$ and the later manifests for $2 \lesssim A_0/M_0 \lesssim 6$.

The next section discusses the specifics of the assumptions and the tools used to make these plots. Sec. 4 discusses the observable consequences of each CMSSM continent including benchmarks which exemplify how one would search for these classes of models.

3. APPROACH

This section discusses the assumptions made in this study. The task of mapping the full parameter space required developing a novel scan strategy which will be discussed below. This section also explains why unfolding the parameter space into $(\text{sign}(A_0), \text{sign}(\mu))$ quadrants leads to a clean presentation of the results.

SoftSUSY v3.3.7 is used to evolve the CMSSM input parameters from the unification scale down to the weak scale [63] using the Renormalization Group Equations (RGEs). The 2-loop flags for MSSM RGEs and for the Higgs effective potential calculation are used since these provide accurate, validated calculations of the low energy CMSSM spectra. For completeness, an example input card is given in the appendix. In the conventions taken by **SoftSUSY**, an on-shell mass is computed using the two-loop massless $\overline{\text{DR}}$ scheme, including one-loop $\overline{\text{DR}}$ finite corrections [64] which are added at the scale $M_S = \sqrt{m_{\tilde{t}_1} m_{\tilde{t}_2}}$.

Given the low energy spectrum, the lightest CP even Higgs boson mass is constrained to lie between

$$122 \text{ GeV} < m_h < 128 \text{ GeV}, \quad (4)$$

which is based on a 3 GeV uncertainty estimate [60]. One non-trivial contribution to this range is the error bar on the measured value of the top quark Yukawa coupling. In addition, there are 3-loop investigations [65–67] which claim an $\mathcal{O}(\text{GeV})$ shift in m_h with respect to the 2-loop Higgs mass calculation.

Each low energy spectrum is then fed through **DarkSUSY v5.1.1** [68] which gives the the relic density, direct detection, and indirect detection cross sections for each point in parameter space. A variety of cross checks with **MicrOmegas v.2.4.5** were performed [69–

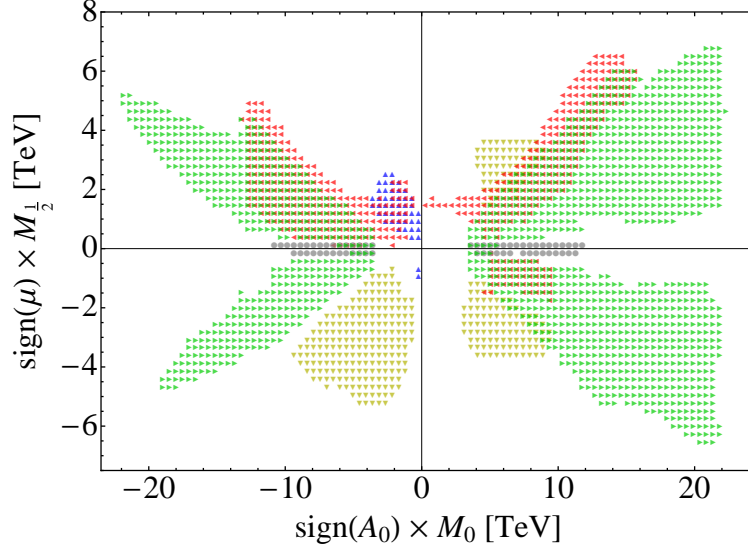


FIG. 2.1: A map of the full CMSSM projected into the $\text{sign}(\mu) \times M_{\frac{1}{2}}$ versus $\text{sign}(A_0) \times M_0$ plane. The SM-like Higgs boson mass and dark matter relic density are constrained to their measured values. *No LHC or direct detection bounds have been applied.* The regions are demarcated by their dominant dark matter annihilation channel: light χ [grey; circles], well-tempered [green; right pointing triangles], stau-coannihilation [blue; upward pointing triangles], A^0 -pole annihilation [red; left pointing triangles], stop-coannihilation [yellow; downward pointing triangles].

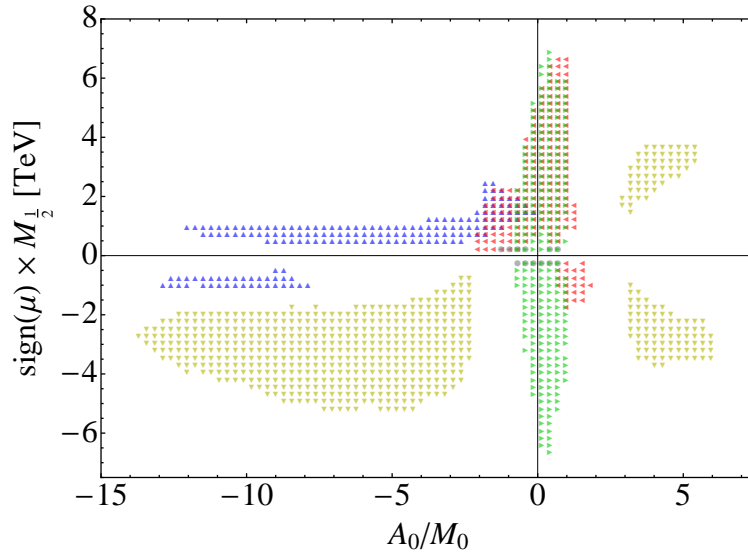


FIG. 2.2: A map of the full CMSSM projected into the $\text{sign}(\mu) \times M_{\frac{1}{2}}$ versus A_0/M_0 plane. See the caption of Fig. 2.1 for details.

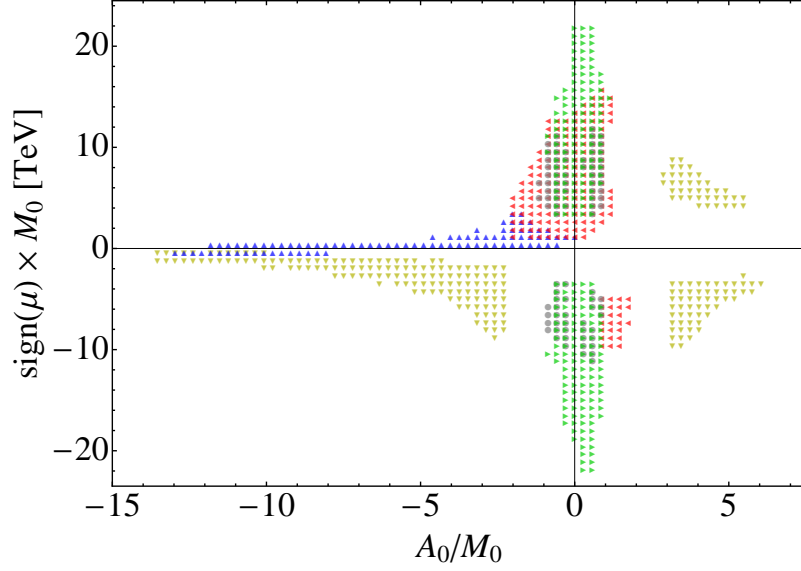


FIG. 2.3: A map of the full CMSSM projected into the $\text{sign}(\mu) \times M_0$ versus $\text{sign}(A_0) \times M_0$ plane. The SM-like Higgs boson mass and dark matter relic density are constrained to their measured values. *No LHC or direct detection bounds have been applied.* The regions are demarcated by their dominant dark matter annihilation channel: light χ [grey; circles], well-tempered [green; right pointing triangles], stau-coannihilation [blue; upward pointing triangles], A^0 -pole annihilation [red; left pointing triangles], stop-coannihilation [yellow; downward pointing triangles].

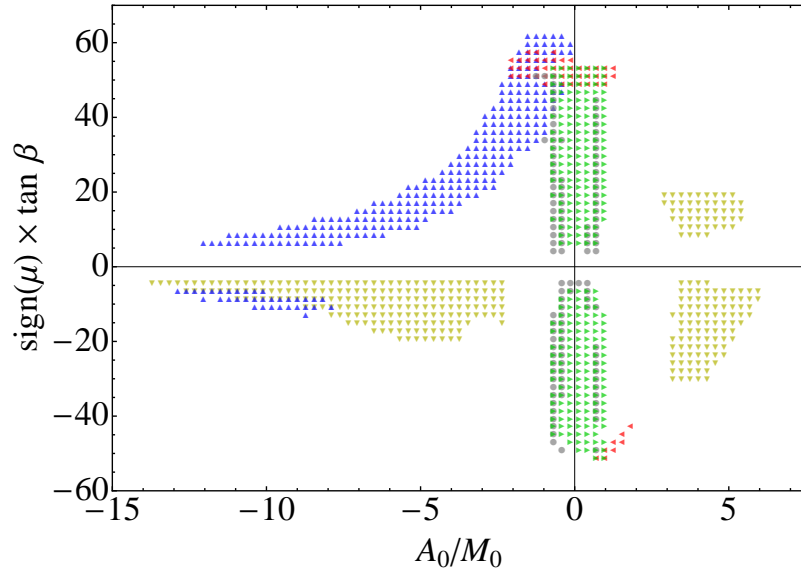


FIG. 2.4: A map of the full CMSSM projected into the $\text{sign}(\mu) \times \tan \beta$ versus A_0/M_0 plane. See the caption of Fig. 2.3 for details.

71]. There are a few differences between these programs. **DarkSUSY** takes all the Standard Model parameters from the **SoftSUSY** output while **MicrOmegas** uses internal values. This can cause an $\mathcal{O}(10\%)$ variation for the light dark matter points since the annihilation to b quarks through an s -channel Z^0 is sensitive to the b Yukawa coupling (due to helicity suppression). Another case where the two programs differ is when A^0 -pole annihilation dominates. This occurs because both programs compute the width of the A^0 internally and they tend to disagree on this value by $\mathcal{O}(10\%)$. Typically **MicrOmegas** matches the output from **SUSYHIT** [72] more closely than **SoftSUSY**. None of these differences have a qualitative impact on the results and **DarkSUSY** is used for all relic density and direct detection results.

3.1. Scan Strategy

Building the maps presented in Figs. 2.1-2.4 required a more targeted computational strategy than simply randomly scanning. The results in this article began from an extensive random scan of the input parameter space. This “seed” scan was performed until a few points on all continents were discovered. Many of the regions had partner disconnected components in the other quadrants and this helped discover several of the continents. Ultimately, the discovery of any isolated region is limited by this original seed scan and there is no way to guarantee that every island was discovered. Nevertheless, $\mathcal{O}(10^7)$ random points were attempted with the following bounding box

$$\begin{aligned} 0 \leq M_0 \leq 10 \text{ TeV}; \quad 0 \leq M_{\frac{1}{2}} \leq 10 \text{ TeV}; \\ -6 \leq A_0/m_0 \leq 6; \quad 1.5 \leq \tan \beta \leq 50; \quad \text{sign}(\mu) = \pm 1, \end{aligned} \tag{5}$$

which limits the size of the undiscovered regions which limits the size of any islands not discovered at the 95% confidence level to be smaller than

$$\Delta M_0 \times \Delta M_{\frac{1}{2}} \times \Delta \frac{A_0}{M_0} \times \Delta \tan \beta \leq 0.036 \text{ TeV}^2.$$

The smaller islands of parameter space are more susceptible to the implicit uncertainty in the numerical calculations used to identify the regions, which limits the potential relevance of searching for arbitrarily small regions. This article focuses on finding the full extent of the large regions of parameter space and the methods below use the continuity of the parameter space to find the range in the parameter space.

A variety of methods were used to extend the 4-dimensional parameter space after the random seed scans. For example, a useful method of filling in sparsely populated parameter space is to take two valid points; draw lines connecting the values of each set of parameters for each of these points; and perform a scan which was restricted to these lines, both between the original points and extrapolated beyond them in either direction.

Once this seed data was established, the remaining parameter space was filled in with a more efficient algorithm. The key was to target a specific slice which would ultimately be scatter plotted. Given a two-dimensional plane, a uniformly spaced grid can be applied to the plot and all viable CMSSM models then associated to a grid point. All squares on the grid which contain at least a single viable point would be filled in. Any empty point in the grid with two or more nearest neighbors would be attempted. Keeping two of its coordinates fixed by their position in the grid, the other two directions were randomly scanned using the parameters of the filled neighbors to determine the range. In order to ensure that the boundary was being appropriately sampled, this range was extended by $\mathcal{O}(10\%)$ beyond the minimum and maximum value of its bounding neighbors. The number of attempts to fill an empty square was proportional to the number of neighbors — a point with more filled neighbors would be more likely to itself be valid. Once a point was found, the grid was updated and the algorithm continued. Besides filling in the bulk of the continents, this strategy allowed for a systematic test of all discovered boundaries.

Recently, it was pointed out that public MSSM spectrum generators including **SoftSUSY** do not provide unique solutions to the RGEs [62]. This is a pathology of the algorithm used by these programs, namely that boundary conditions are imposed at three different scales, m_Z , $\sqrt{m_{\tilde{t}_1} m_{\tilde{t}_2}}$, and M_{GUT} . In fact, this behavior was found in the scans in the light χ region; by imposing the 100 GeV bound on the charginos mass these points with spurious behavior were removed.⁴ Given the extent of the scans, all physically relevant regions of the low energy parameter space have been explored. However, the caveat remains that there could be additional regions which are not found using the default implementation of **SoftSUSY**.

⁴ We thank Ben Allanach for discussion on this point.

3.2. Quadrants

When visualizing the allowed regions, it is instructive to unfold the parameter space by weighting the x and y axes by the signs of A_0 and μ respectively. The canonical convention is that the gaugino masses and Higgs bilinear soft mass B_μ are positive. This yields four distinct phase combinations that are specified in terms of $\text{sign}(\mu)$ and $\text{sign}(A_0)$. It would be more economical to take $\mu > 0$ and allow $M_{\frac{1}{2}}$ to take either sign. However, as this is just a $U(1)_R$ rotation of the standard choice, there would result a sign flip redefinition for A_0 . In order to avoid confusion with the existing extensive literature, the standard sign convention is maintained and the explicit signs of μ and A_0 are kept explicit throughout.

The 1-loop the renormalization group equations for the A -terms and the B -term take the following schematic form

$$16\pi^2 \frac{d}{dt} A \sim A (|y|^2 - g^2) + y g^2 M, \quad (6)$$

$$16\pi^2 \frac{d}{dt} B \sim B (|y|^2 - g^2) + \mu (A y^\dagger + g^2 M), \quad (7)$$

where M is a gaugino mass, y is a supersymmetric Yukawa coupling associated with the A -term, g is a gauge coupling, and t is the log of the renormalization scale [73]. Clearly each choice of phase leads to an independent renormalization group trajectory. The physics between quadrants are not simply related to each other.

As an example, consider the case when $A \gg 0$ and $|y|^2 > g^2$. Then Eq. (6) implies that the presence of a non-zero gaugino masses will suppress the A -term as it is evolved to lower energies — the magnitude of the low energy A -term will be smaller than the unification scale input. This should be contrasted with $A \ll 0$ where the magnitude grows as it is evolved to the weak scale.

If M_0 is small and $\mu A > 0$ ($\mu A < 0$), the B -term is suppressed (enhanced) at low energy. Given a set of inputs which yield broken electroweak symmetry breaking, changing the sign of μ can result in low energy parameters which violate the requirement of a stable, non-zero electroweak vacuum expectation value.

These two considerations motivate designating quadrants. In practice, one can see in Figs. 2.1 - 2.4 that when the CMSSM is plotted this way the various regions with different dark matter properties have smooth boundaries.

3.3. Metastability

A -terms can play a non-trivial role in the phenomenology of the CMSSM. When trilinear scalar couplings are large, unstable directions open up in the scalar potential. These new vacua are color and charge breaking and are therefore not phenomenologically viable. Working in the D -flat direction $\langle H_u \rangle = \langle \tilde{q} \rangle = \langle \tilde{u}^c \rangle$, it is straightforward to find a constraint on the A -term such that the color and charge breaking minima are not the absolute minima of the potential. For the top squark this bound on A_t is [74, 75]:

$$|A_t|^2 < 3 \left(m_{\tilde{q}_3}^2 + m_{\tilde{u}_3^c}^2 + (m_{H_u}^2 + |\mu|^2) \right). \quad (8)$$

Since $m_{H_u}^2 + |\mu|^2 \sim m_Z^2$, Eq. (8) implies $|A_t| \lesssim 6\sqrt{m_{\tilde{t}_1} m_{\tilde{t}_2}}$ to good approximation. Notice that this allows for $A_t/m_{\tilde{t}} \simeq \sqrt{6}$ which is the condition for “maximal mixing” in the top squark sector. There is an analogous condition for the stau direction in the scalar potential.

The constraint in Eq. (8) is too restrictive. Absolute stability is not a sufficient requirement. As long as the tunneling rate from the standard model vacua to the color and charge breaking minima is longer than the age of the Universe, the theory is phenomenologically viable. This more complicated condition does not yield a simple analytic constraint [76–78]. However by performing a scan over a limited subset of the CMSSM parameter space, it has been argued that the metastability requirement relaxes the bound to [78]

$$|A_t|^2 < \left(7.5 m_{\tilde{q}_3}^2 + 7.5 m_{\tilde{u}_3^c}^2 + 3 (m_{H_u}^2 + |\mu|^2) \right). \quad (9)$$

This article will use this less restrictive requirement, though most regions satisfy the absolute stability bound.

The charge/color breaking minima are typically close to the origin in field space. Therefore it is appropriate to evaluate this condition at low energies. In practice the \overline{DR} values from **SoftSUSY** are evaluated at the scale $M_S = \sqrt{m_{\tilde{t}_1} m_{\tilde{t}_2}}$ for checking the condition in Eq. (9).

4. THE MULTIPLE CONTINENTS

The CMSSM contains numerous disconnected regions of parameter space. This article classifies each continent by dark matter annihilation mechanism and quadrant. The purpose

of this section is to present several benchmark models. These are chosen to exhibit some of the distinctive signatures which are possible within each CMSSM region. Additional, data files provided with the **arXiv** submission give a set of CMSSM inputs which can be used to reproduce all of the points in the plots.

The goal is to give a rough picture for how to discover any point within the entire CMSSM. Given the scope of this task, only the roughest description of the phenomenology is presented. Many constraints, which are traditionally used to explore the CMSSM, are neglected, such as $B \rightarrow s \gamma$, $(g - 2)_\mu$, $B_s \rightarrow \mu^+ \mu^-$, etc. Furthermore, since the majority of the presented spectra are quite heavy, the CMSSM tends to match the Standard Model for these predictions. The primary interest here is exploring the variety of discovery modes.

Many benchmark models presented below will have observable LHC signatures. To demonstrate these claims quantitatively requires knowledge of the dominant production cross sections and most visible branching ratios. **Prospino v2.1** [79–82] is used to compute NLO cross sections at $\sqrt{s} = 13$ TeV (and $\sqrt{s} = 33$ TeV for the contours presented in the squark-gluino Simplified Model planes) and **SUSYHIT v1.3** [72] is used to compute the decay tables.

Cascade decays have relevant mass scales beyond the parent particle and LSP masses. For a one-step cascade decay, *i.e.*, one which proceeds by emitting an additional particle, a useful dimensionless variable to describe the amount of phase space available is [83, 84]

$$r \equiv \frac{m_I - m_D}{m_P - m_D}, \quad (10)$$

when the parent particle P decays into an intermediate particle I and a Standard Model state, followed by the decay of I into another Standard Model state and the daughter particle D . The range of r is

$$0 \leq r \leq 1, \quad (11)$$

where $r = 0$ corresponds to the intermediate particle and daughter particle being degenerate and $r = 1$ corresponds to the intermediate particle and parent particle being degenerate. A canonical example is

$$\tilde{q} \rightarrow \chi_1^+ q' \rightarrow \chi_1^0 W^+ q' \quad \implies \quad r = \frac{m_{\chi_1^+} - m_{\chi_1^0}}{m_{\tilde{q}} - m_{\chi_1^0}}. \quad (12)$$

In what follows, the values for r are specified for all cascade decays. This allows easy comparison of the benchmarks with Simplified Model results from the LHC collaborations.

One ton scale spin-independent direct detection are projected to reach [85–89]

$$\sigma_{\text{SI}}^{1\text{ton}} \sim 10^{-11} \text{ pb} \quad \text{at} \quad m_\chi = 300 \text{ GeV}. \quad (13)$$

In the following discussion we will use the projected limit obtainable for a one ton Xenon experiment from [89] to estimate the future reach of direct detection.

One caveat to consider when comparing direct detection limits to predictions is the range for the plausible size of the Higgs-nucleon effective Yukawa coupling. This can imply up to an order of magnitude variation in the predictions for direct detection [90, 91]. The main point of contention is the determination of the strange quark content of the nucleon. There is a discrepancy when comparing lattice determinations with the value derived from a combination of chiral perturbation theory and measurements of the pion-nucleon scattering sigma term. It is worth noting that there seems to be a consensus among the lattice community [92]. For concreteness, we take the default values in **DarkSUSY** — if we had used the lattice values instead our predictions for the spin-independent cross section would be a factor of a few lower. This should not have a qualitative impact on any of the statements we make below.

This article will not emphasize the fine-tuning associated with any benchmark because the tolerance of fine tuning is a subjective preference. Since the entire CMSSM augmented with plausible theoretical constraints is bounded in all directions, it is not necessary to impose a bound on fine tuning. However, since it is of general interest to the community values of the canonical Barbieri-Giudice tuning measure [93]

$$\Delta_v \equiv \max \left(\frac{\partial \ln m_Z}{\partial \ln X} \right), \quad (14)$$

where $X \in \{M_0, M_{\frac{1}{2}}, A_0, B_\mu\}$ will be provided. We use the built in **SoftSUSY** routines to compute this value. We find that $250 \lesssim \Delta_v \lesssim 60000$ for viable points (before applying any LHC or direct detection bounds).

We also present the fine-tuning associated with the relic density Δ_Ω . This must be considered when discussing naturalness given that this is an “orthogonal” tuning to Δ_v . Furthermore, some of the regions require a conspiracy in the spectrum to reproduce the observed value of Ωh^2 . Analogous to Eq. (14) we define

$$\Delta_\Omega \equiv \max \left(\frac{\partial \ln \Omega h^2}{\partial \ln X} \right), \quad (15)$$

where again $X \in \{M_0, M_{\frac{1}{2}}, A_0, B_\mu\}$. We perform this derivative numerically by interfacing **SoftSUSY** and **MicrOmegas**. Given that determining Δ_Ω is computationally expensive, we have only explored this tuning for the benchmarks. We find that $22 \lesssim \Delta_v \lesssim 1100$ for the models presented below.

Before discussing the detailed regions and benchmarks we need to quickly clarify our notation. We will interchangeably use the terms LSP, lightest neutralino, χ , and χ_1^0 . The other neutralinos will be denoted with χ_i^0 and we will call the charginos χ_i^\pm . All other superpartners will be demarcated with a tilde. When they are nearly pure we will also refer to the electroweakino states as bino \tilde{B} , wino \tilde{W} , and Higgsino \tilde{H} . We will often refer to the light flavor squarks \tilde{q} which includes the superpartners of the u , d , c , and s quarks.

4.1. Light χ

The light χ region is distinguished by requiring the LSP mass be less than 70 GeV. Since $2 \times m_\chi \sim m_Z$ and/or m_h , Z^0 – and h – pole annihilation determines the relic density (the diagram in Fig. 4.1.1 provides an example process). One of the characteristic features of this region that sets it apart from the well-tempered dark matter of Sec. 4.4.2 is the small mixing between the bino-like LSP and the Higgsinos.

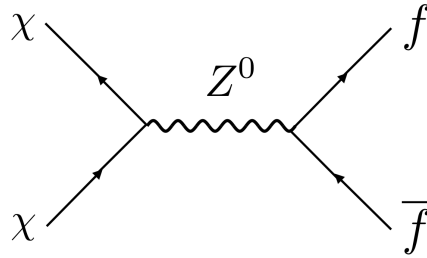


FIG. 4.1.1: A typical diagram which contributes to the dark matter annihilation cross section for the light χ region. The final state consists of light standard model fermions.

The bound on m_χ corresponds to an upper bound on $M_{\frac{1}{2}} \lesssim 160$ GeV. The region exists in all four quadrants for $|A_0/M_0| \lesssim 1$. In order to make the Higgs sufficiently heavy, the masses of the scalars must be heavy; $2 \text{ TeV} \lesssim M_0 \lesssim 12 \text{ TeV}$. This region can be thought of as version of “Mini-Split Supersymmetry” [94]. The scalars will play little roll for phenomenology.

The range of the gluino and light flavor squark masses in the light χ region are shown in Fig. 4.1.2. The squark masses lie in the range $4 \text{ TeV} \lesssim m_{\tilde{q}} \lesssim 11 \text{ TeV}$. Due to the presence of a light gluino, $m_{\tilde{g}} \lesssim 450$ GeV, this region is excluded by direct searches for this state. However, as is demonstrated by the following benchmark, this is non-trivial to show as the gluino tends to have many competing decay modes. Direct electroweakino production can also be constraining. As the scalar superpartners decouple, the electroweak tuning can also be large. This region spans the range $260 \lesssim \Delta_v \lesssim 9200$.

The second impact of having a bino LSP is that spin-independent direct detection tends to be small. This is shown explicitly in Fig. 4.1.3. Since many of these models rely on coupling to the Z^0 , it is possible that spin-dependent direct detection could be important — we find that these cross sections are outside the reach of near term experiments. None of this is relevant for phenomenology as these models have already been excluded by the LHC.

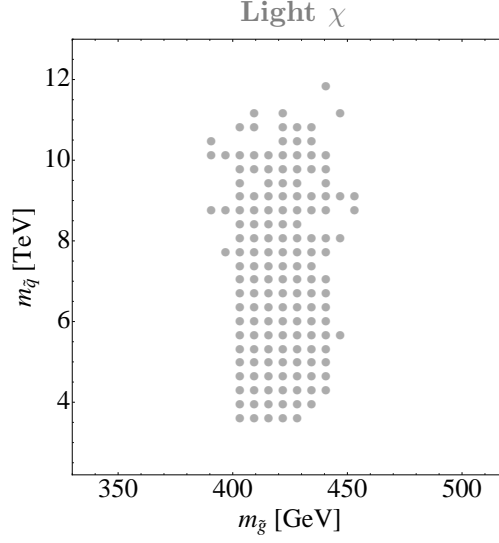


FIG. 4.1.2: The squark mass versus gluino mass plane for points in the light χ region. The 7 TeV and 8 TeV LHC data sets can be used to constrain all of these models.

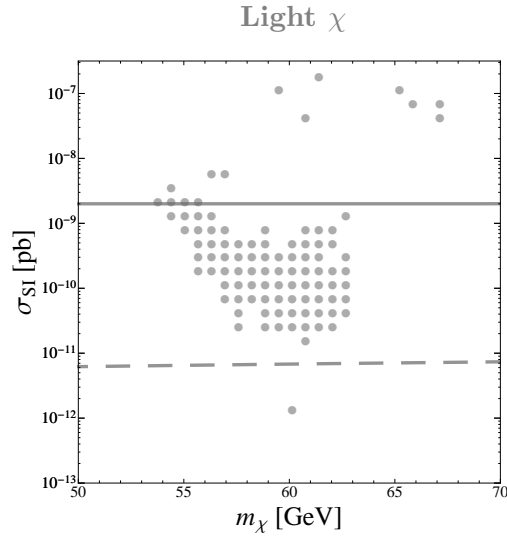


FIG. 4.1.3: The spin independent direct detection cross section versus LSP mass for points in the light χ region. The solid line gives the current bound from XENON100 [95] and the dashed line is a projected limit for a ton scale Xenon experiment [89].

4.1.1. Benchmark 1.1

Input parameters						
M_0	$M_{\frac{1}{2}}$	A_0	$\tan \beta$	$\text{sign}(\mu)$	$ \mu $	$\sqrt{B_\mu}$
5455.8	132.315	-3480.24	15.5977	1	301.773	14204.3

Low energy spectrum											
$m_{\tilde{g}}$	$m_{\tilde{q}}$	$m_{\tilde{t}_1}$	$m_{\tilde{\tau}_1}$	m_χ	$m_{\chi_1^\pm}$	m_h	m_A	Ωh^2	$\sigma_{\text{SI}} [\text{pb}]$	Δ_v	Δ_Ω
409	5390	3100	5330	57.1	111	124	5210	0.105	3.92×10^{-10}	1200	35

TABLE 4.1.1: Light m_χ benchmark. This model is excluded by LHC7 searches for the gluino. Dimensionful values are in GeV unless otherwise stated.

This benchmark provides a concrete example of the issues that arise when attempting to exclude a model with a variety of competing decay modes. Both $M_{\frac{1}{2}}$ and μ are a factor of 15 to 30 smaller than M_0 ; this is a CMSSM realization of “Mini-Split Supersymmetry” [94]. While this benchmark does not have a small A term, there exist points that do. Table 4.1.1 shows a typical light bino dark matter candidate that is dominantly annihilating through the h and Z^0 resonances. In this case, $m_h - 2m_\chi = 10.8$ GeV. Even though this spectrum is relatively light, the fine tuning is $\Delta_v = 1200$. This point demonstrates that models with small μ can still be highly fine-tuned.

Given the low energy spectrum shown in Table 4.1.1, it is clear that the squarks and sleptons are well out of range of colliders and play no role in determining the signatures of this model. The most promising avenue for discovery is via gluino pair production. The gluino mass is $\simeq 409$ GeV which implies that the 7 TeV gluino pair production cross section is $\sigma(pp \rightarrow \tilde{g}\tilde{g}) \simeq 9.0$ pb. Hence, it is likely that this model has already been excluded by the LHC. In order to determine if this is true, we need the full neutralino spectrum

	χ_1^0	χ_2^0	χ_3^0	χ_4^0	χ_1^\pm	χ_2^\pm
$m [\text{GeV}]$	57.1	111	326	338	111	340

(16)

and mixings matrices

	χ_1^0	χ_2^0	χ_3^0	χ_4^0
\tilde{B}	97.0%	0.4%	2.5%	0.1%
\tilde{W}	1.1%	90.9%	6.8%	1.1
\tilde{H}_d	0.6%	1.4%	47.5	50.5
\tilde{H}_u	1.4%	7.3%	43.1%	48.2

	χ_1^-	χ_2^-	χ_1^+	χ_2^+
\tilde{W}^+			97.6%	2.4%
\tilde{H}_u^+			2.4%	97.6%
\tilde{W}^-	85.6%	14.4%		
\tilde{H}_d^-	14.4	85.6		

(17)

This allows the determination of the gluino branching ratios; the rates involving Higgsinos are suppressed. However, there are a variety of gluino cascades involving the winos which make limit setting non-trivial for this benchmark. The signatures of this benchmark are well-approximated by three of the standard Simplified Models:

$$\tilde{g} \rightarrow \begin{cases} \tilde{B} q \bar{q} & 1.9\% \\ \tilde{\chi}_1^\pm q \bar{q} \rightarrow \tilde{B} W^\pm q \bar{q}' & 45\% \quad [r = 0.181] \\ \tilde{\chi}_2^0 q \bar{q} \rightarrow \tilde{B} Z^0 q \bar{q} & 34\% \quad [r = 0.181] \end{cases} \quad (18)$$

So far the only applicable LHC results which provide the limits on Simplified Models with $\text{BR} < 1$ have been released using 7 TeV data. There are many searches with sensitivity to this model [96–98]. The most relevant of these is an ATLAS search for jets, \cancel{E}_T , and no high p_T electrons or muons using 4.7 fb^{-1} of data [96]. The collaboration has recast this search for the final state

$$\tilde{g} \tilde{g} \rightarrow W^\pm W^\pm q \bar{q} q \bar{q} \chi \chi, \quad (19)$$

providing a limit of $\sigma \times \text{BR} \lesssim 1 \text{ pb}$. The corresponding prediction for this benchmark is 1.8 pb when all combinations for the sign of the W^\pm bosons are included. Furthermore, the decay involving Z^0 bosons will have a very similar efficiency for this search [83, 84, 99]. Finally, we note that a direct search for wino-like charginos and neutralinos decaying to electroweak gauge bosons and bino-like neutralinos using the full 8 TeV data set is also sensitive to this model [100]. These considerations exclude this benchmark.

4.2. Well-tempered

The well-tempered region of the CMSSM is characterized by a non-trivially mixed LSP. Specifically, the lightest neutralino has a non-trivial wino and/or Higgsino component. This implies that the dominant process which determines the relic density is the annihilation channel $\chi\chi \rightarrow W^+W^-$ as shown in Fig. 4.2.1. The well-tempered region encompasses the so-called focus point region [44–47]. The electroweak tuning spans the range $270 \lesssim \Delta_v \lesssim 33000$ for this region. The focusing effect lowers the upper bound on tuning (as defined in Eq. (14)) by about a factor of 10 as compared to points with similar values of M_0 in other regions.

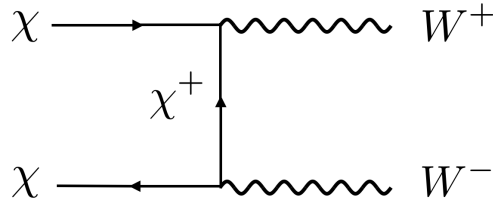


FIG. 4.2.1: A typical diagram which contributes to the dark matter annihilation cross section for the well-tempered region.

This region also contains the pure Higgsino limit for the LSP with $m_\chi \simeq 1.1$ TeV and the scalars and gauginos arbitrarily heavy. Imposing $m_h < 128$ GeV bounds M_0 . An approximate pure Higgsino limit *is possible* with $\mathcal{O}(10^{-3})$ bino fraction. These correspond to the points with the smallest direct detection cross sections in Fig. 4.2.3.

Quantitatively, there is a huge range of allowed values for both M_0 and $M_{\frac{1}{2}}$ in this region: $3 \text{ TeV} \lesssim M_0 \lesssim 20 \text{ TeV}$ and $160 \text{ GeV} \lesssim M_{\frac{1}{2}} \lesssim 20 \text{ TeV}$. The lower bound on $M_{\frac{1}{2}}$ is determined by the designation of the cut-off between this and the light χ regions. Note that similar to the light χ region, the well-tempered region only exists for a limited range of $|A_0/M_0| \lesssim 1$.

Fig. 4.2.2 shows the range of squark and gluino masses which result. The lower bound on the gluino mass is $m_{\tilde{g}} \simeq 600$ GeV. This simply results from the fact that any points which had smaller gluino masses would be classified as being in the light χ region since at the low scale $M_3/M_1 \simeq 7$. Many of these points with light gluinos $m_{\tilde{g}} \lesssim 1$ TeV will already be excluded by some combination of 7 TeV and 8 TeV LHC results. The maximum gluino masses occur as the LSP approaches the pure Higgsino limit. Fig. 4.2.2 demonstrates that gluino masses as high as 13 TeV are possible.

The squark masses lie in the range $3.5 \text{ TeV} \lesssim m_{\tilde{q}} \lesssim 24 \text{ TeV}$ as shown in Fig. 4.2.2. The

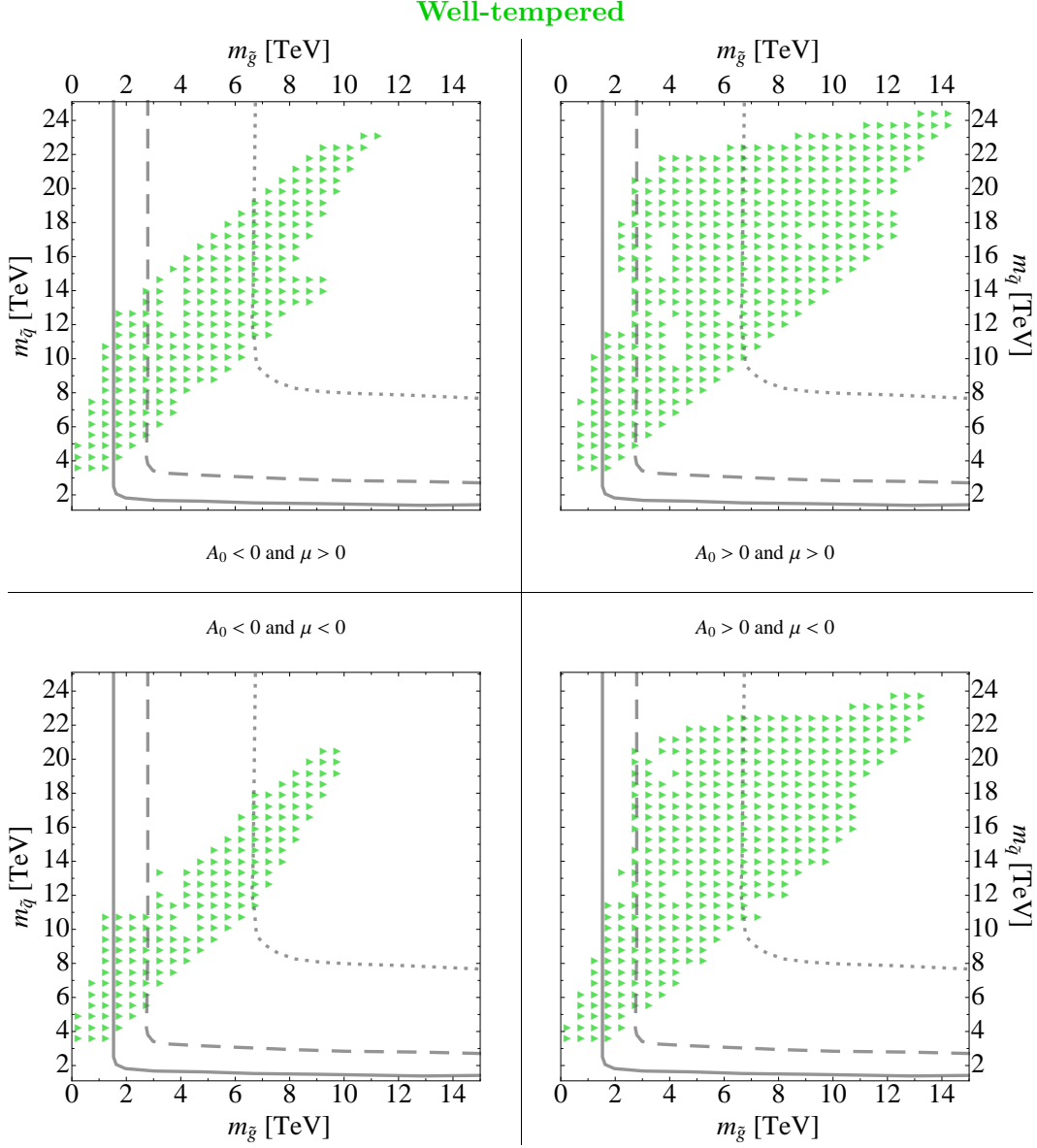


FIG. 4.2.2: The squark mass versus gluino mass plane for points in the well-tempered region. Each plot only includes points from the corresponding quadrant. Also plotted are contours corresponding to 10 squark and/or gluino events for 30 fb^{-1} integrated luminosity at $\sqrt{s} = 8 \text{ TeV}$ [solid], 300 fb^{-1} integrated luminosity at $\sqrt{s} = 13 \text{ TeV}$ [dashed], and 3000 fb^{-1} integrated luminosity at $\sqrt{s} = 33 \text{ TeV}$ [dotted].

squark masses tend to be larger than the gluino mass because larger values of M_0 are required in order to achieve a Higgs boson mass of 125 GeV. The squarks in these models will lie outside the range of the 13 TeV LHC. Only a small range of these models will be testable at colliders through the direct production of gluinos.

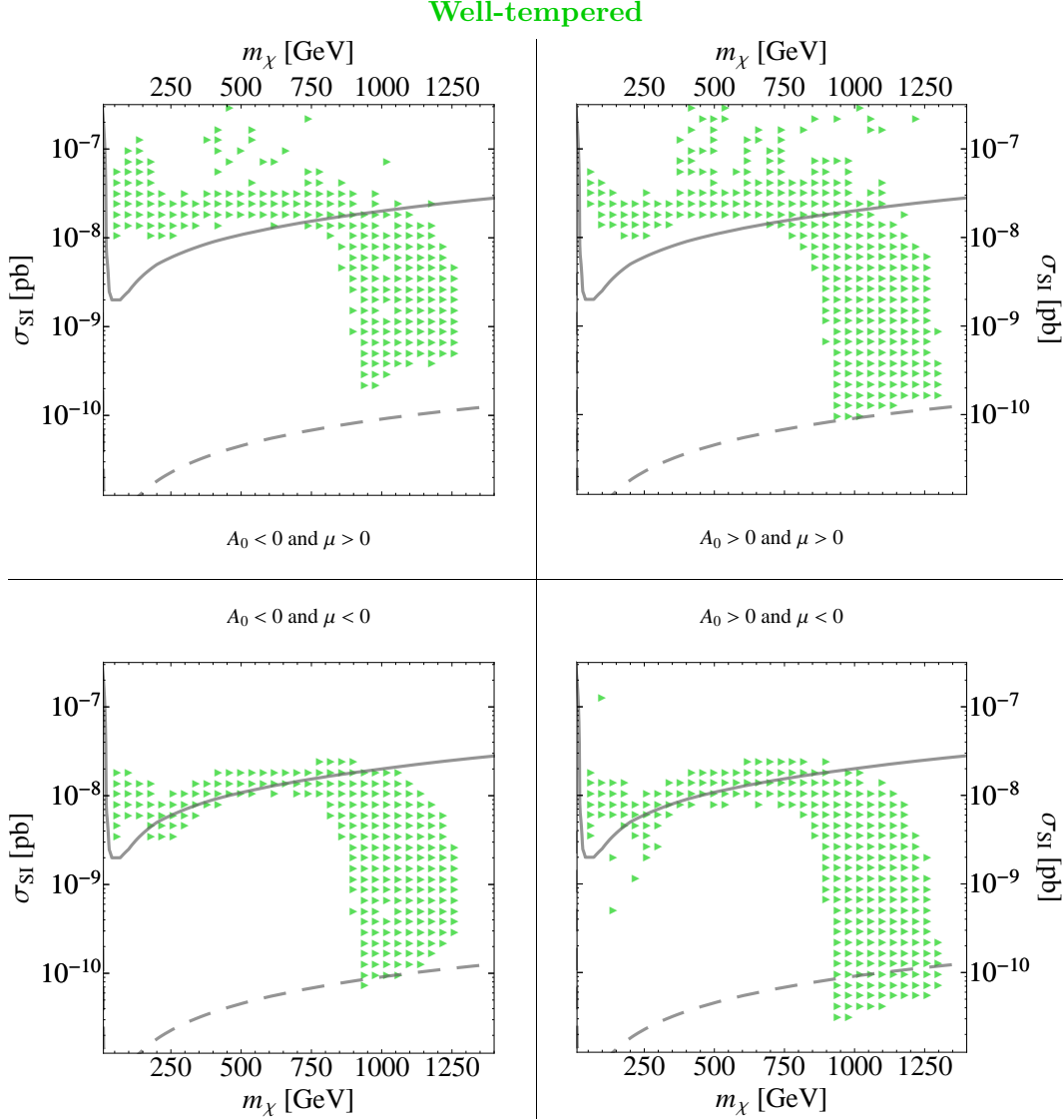


FIG. 4.2.3: The spin independent direct detection cross section versus LSP mass for points in the well-tempered region. Each plot only includes points from the corresponding quadrant. The solid line gives the current bound from XENON100 [95] and the dashed line is a projected limit for a ton scale Xenon experiment [89].

The most effective way to discover or exclude this region is through direct detection. As shown in Fig. 4.2.3, the ton scale limits on spin independent scattering will cover most well-tempered models. Multi-ton scale direct detection should have sensitivity to this remaining sliver of parameter space. Even accounting for the uncertainty in the nucleon form factor, the well-tempered region is probable utilizing near-term direct detection proposed experiments.

4.2.1. **Benchmark 2.1**

Input parameters						
M_0	$M_{\frac{1}{2}}$	A_0	$\tan \beta$	$\text{sign}(\mu)$	$ \mu $	$\sqrt{B_\mu}$
4103.76	525.385	905.88	13.6663	-1	292.034	10805.

Low energy spectrum											
$m_{\tilde{g}}$	$m_{\tilde{q}}$	$m_{\tilde{t}_1}$	$m_{\tilde{\tau}_1}$	m_χ	$m_{\chi_1^\pm}$	m_h	m_A	Ωh^2	σ_{SI} [pb]	Δ_v	Δ_Ω
1330	4180	2510	4040	218	292	122	4000	0.139	5.15×10^{-9}	400	37

TABLE 4.2.1: Well-tempered benchmark. Dimensionful values are in GeV unless otherwise stated.

This well-tempered benchmark model is in the focus point supersymmetry region. It can be probed using both the 13 TeV LHC and direct detection. The electroweakino sector of the theory has masses

	χ_1^0	χ_2^0	χ_3^0	χ_4^0	χ_1^\pm	χ_2^\pm
m [GeV]	218	297	310	466	292	465

(20)

and mixings

	χ_1^0	χ_2^0	χ_3^0	χ_4^0
\tilde{B}	86.6%	0.4%	8.9%	4.1%
\tilde{W}	12.8%	9.3%	39.9%	38.0%
\tilde{H}_d	0.4%	0.7%	48.5	50.4%
\tilde{H}_u	0.2%	89.6%	2.7%	7.4%

	χ_1^-	χ_2^-	χ_1^+	χ_2^+
\tilde{W}^+			14.7%	85.3%
\tilde{H}_u^+			85.3%	14.7%
\tilde{W}^-	5.3%	94.7%		
\tilde{H}_d^-	94.7%	5.3%		

(21)

The LSP is dominantly bino dark matter with a non-trivial wino admixture — this is clearly a well-tempered neutralino. This model has a sizable annihilation cross section to $W^+ W^-$ in the early Universe so that the computed relic abundance can match the observation.

The gluino has a mass of $m_{\tilde{g}} = 1333$ GeV and currently is too heavy to have been directly produced. Its cross section at the 13 TeV LHC is

$$\sigma(pp \rightarrow \tilde{g}\tilde{g}) = 30 \text{ fb.} \quad (22)$$

The most important gluino decays for phenomenology are cascades involving the electroweakinos that have a large Higgsino fraction, $\chi_1^\pm \chi_2^0$, and χ_3^0 .

The majority of the gluinos decay into heavy flavor. The cumulative light flavor branching ratio is

$$\tilde{g} \rightarrow q \bar{q}' X \quad 11.5\% \quad (23)$$

where X is a neutralino or chargino. This pattern of branching ratios can be understood from the pattern of the squark masses,

	\tilde{q}	\tilde{q}_3	\tilde{d}_3^c	\tilde{u}_3^c
m [TeV]	4.2	3.4	4.1	2.5

(24)

Since the gluino decays are mediated through off-shell squarks, the branching ratios are proportional to $1/m_{q_i}^4$. The process with an off-shell right handed stop is enhanced by a factor of 7.7 over light flavored squarks. All of the properties of the spectra will have to be inferred from these decay widths since the direct production of these squarks is beyond the reach of the 13 TeV LHC. They should be accessible at the 33 TeV LHC.

The LHC phenomenology of this model is dominated by the following simplified models involving the lightest Higgsinos

$$\tilde{g} \rightarrow \begin{cases} t \bar{b} \chi_1^- + \text{c.c.} \rightarrow t \bar{b} (W^-)^* \chi_1^0 & 33\% \quad [r = 0.09] \\ t \bar{t} \chi_2^0 \rightarrow t \bar{t} (Z^0)^* \chi_1^0 & 15\% \quad [r = 0.08] \\ t \bar{t} \chi_3^0 \rightarrow t \bar{t} Z^0 \chi_1^0 & 15\% \quad [r = 0.07] \end{cases} \quad (25)$$

The Higgsino decays to the bino via an off-shell W^\pm or Z^0 . The Higgsino cross sections are sufficiently large such that they will be discoverable at the 13 TeV LHC; for example

$$\sigma(pp \rightarrow \chi_1^+ \chi_2^0) = 73 \text{ fb} \quad (26)$$

at $\sqrt{s} = 13 \text{ TeV}$.

Direct detection is a good way to discover this model with a spin independent cross section of

$$\sigma_{\text{SI}} = 5.2 \times 10^{-9} \text{ pb.} \quad (27)$$

This is within a factor of two of current sensitivity. Therefore, this benchmark will likely be discovered using direct detection instead of at the LHC. Given a direct detection signal the LHC signatures will provide a crucial compliment for understanding the properties of this model.

4.2.2. **Benchmark 2.2**

Input parameters						
M_0	$M_{\frac{1}{2}}$	A_0	$\tan \beta$	$\text{sign}(\mu)$	$ \mu $	$\sqrt{B_\mu}$
7250.	2123.36	3559.09	24.078	1	897.284	32815.5

Low energy spectrum											
$m_{\tilde{g}}$	$m_{\tilde{q}}$	$m_{\tilde{t}_1}$	$m_{\tilde{\tau}_1}$	m_χ	$m_{\chi_1^\pm}$	m_h	m_A	Ωh^2	σ_{SI} [pb]	Δ_v	Δ_Ω
4700	8120	5390	6920	888	906	126	6660	0.106	1.72×10^{-8}	2100	30

TABLE 4.2.2: Well tempered benchmark. Dimensionful values are in GeV unless otherwise stated.

This benchmark provides an example of a well-tempered neutralino with a very heavy squark and gluino spectrum. Clearly from Table 4.2.2, these states are outside the reach of the 13 TeV LHC. The electroweakinos are somewhat lighter with masses given by

	χ_1^0	χ_2^0	χ_3^0	χ_4^0	χ_1^\pm	χ_2^\pm
m [GeV]	888	910	968	1800	906	1800

(28)

and mixings

	χ_1^0	χ_2^0	χ_3^0	χ_4^0
\tilde{B}	20.5%	0.3%	40.4%	38.8%
\tilde{W}	0.0%	0.0%	49.9%	50.1%
\tilde{H}_d	79.5%	0.1%	9.6	10.8%
\tilde{H}_u	0.0%	99.5%	0.1%	0.4%

	χ_1^-	χ_2^-	χ_1^+	χ_2^+
\tilde{W}^+			0.7%	99.3%
\tilde{H}_u^+			99.3%	0.7%
\tilde{W}^-	0.2%	99.8%		
\tilde{H}_d^-	99.8%	0.2%		

(29)

The decays of the lighter electroweakinos occur via off-shell decays mediated by the W^\pm and Z^0 . The cross sections for producing these states directly at the 13 TeV LHC are below 1 fb. The wino decays yield boosted W^\pm , Z^0 and h with $p_T \sim 600$ GeV. However, given the large diboson background, these states may not be observable at the 13 TeV LHC.

The direct detection cross section is at the edge of the current XENON100 exclusion:

$$\sigma_{\text{SI}} = 1.72 \times 10^{-8} \text{ pb.} \quad (30)$$

This benchmark will be probed by direct detection using existing technology.

4.2.3. Benchmark 2.3

Input parameters						
M_0	$M_{\frac{1}{2}}$	A_0	$\tan \beta$	$\text{sign}(\mu)$	$ \mu $	$\sqrt{B_\mu}$
13927.9	5700.	6837.31	51.1892	1	1170.51	96009.4

Low energy spectrum											
$m_{\tilde{g}}$	$m_{\tilde{q}}$	$m_{\tilde{t}_1}$	$m_{\tilde{\tau}_1}$	m_χ	$m_{\chi_1^\pm}$	m_h	m_A	Ωh^2	σ_{SI} [pb]	Δ_v	Δ_Ω
11700	16900	11900	10200	990	991	128	3910	0.0901	1.45×10^{-10}	12000	34

TABLE 4.2.3: Well tempered benchmark in the “pure Higgsino” limit. Dimensionful values are in GeV unless otherwise stated.

This benchmark is provided as an example of a model in the “pure Higgsino” limit of the CMSSM. From Table 4.2.3, it is clear that the superpartners lie far beyond the reach of the 13 TeV LHC. The electroweakino masses are

	χ_1^0	χ_2^0	χ_3^0	χ_4^0	χ_1^\pm	χ_2^\pm
m [GeV]	990	992	2640	4840	991	4840

(31)

and mixings

	χ_1^0	χ_2^0	χ_3^0	χ_4^0
\tilde{B}	0.038%	0.021%	50.0%	49.9%
\tilde{W}	0.007%	0.009%	49.95%	50.0%
\tilde{H}_d	99.96%	0.00006%	0.006	0.04%
\tilde{H}_u	0.00002%	99.97%	0.001%	0.03%

	χ_1^-	χ_2^-	χ_1^+	χ_2^+
\tilde{W}^+			0.06%	99.9%
\tilde{H}_u^+			99.9%	0.06%
\tilde{W}^-	0.003%	100.0%		
\tilde{H}_d^-	100.0	0.003		

(32)

The LSP is very nearly Higgsino. Given

$$\sigma_{\text{SI}} = 1.44 \times 10^{-10} \text{ pb}, \quad (33)$$

this model will require a multi-ton scale direct detection experiment to be convinced it has been probed. This model demonstrates that even the most difficult limit of the well-tempered region can eventually be explored.

4.3. A^0 -pole Annihilation

For models in this region, the dark matter relic density is dominated by s -channel annihilation through the pseudo-scalar Higgs A^0 into $b\bar{b}$. Because this channel experiences a resonant enhancement, the LSP can be nearly pure bino. The mass of the A^0 is largely controlled by M_0 while the bino mass M_1 is determined by $M_{\frac{1}{2}}$. Naively, points should fall in this region with $M_0 > 2 \times M_{\frac{1}{2}}$. The electroweak tuning spans the range $400 \lesssim \Delta_v \lesssim 15000$ for this region.

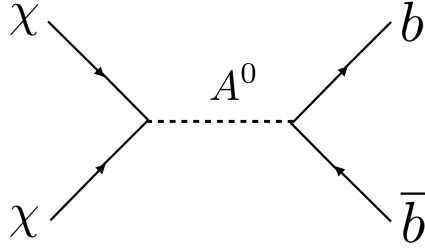


FIG. 4.3.1: A typical diagram which contributes to the dark matter annihilation cross section for the A^0 -pole annihilation region.

The A^0 -pole annihilation regions exist in the 1st, 2nd, and 4th quadrants. This region has significant overlap with the well-tempered region, and can be distinguished by either larger values of $\tan \beta$ or a larger magnitude of A_0/M_0 . It also extends to lower values of M_0 , $0 < \text{sign}(\mu) \times M_0 \lesssim 4000$ GeV where no well-tempered points exist.

Fig. 2.4 shows that the 2nd quadrant A^0 -pole region transitions into the stau coannihilation region. There is some overlap where both stau coannihilation and A^0 -pole resonant annihilation are active. The phenomenology of these points is more stau coannihilation-like. The detailed discussions of these signatures are contained in Sec. 4.4.4.

Fig. 4.3.2 shows the squark mass versus gluino mass plane for the three quadrants of A^0 -pole annihilation. There is a huge range of allowed masses extending up to 13 TeV for the gluino and 19 TeV for the squarks. All three quadrants contain models which would be visible at the 13 TeV LHC. An example benchmark of one such spectrum is provided below.

The story for direct detection is more favorable. Fig. 4.3.3 shows that some of these models are already in tension with the XENON100 limit. The 1st and 2nd quadrants can be almost entirely covered using ton scale direct detection. However, the 4th quadrant will remain outside the capabilities of these experiments. We note that the shape of the region

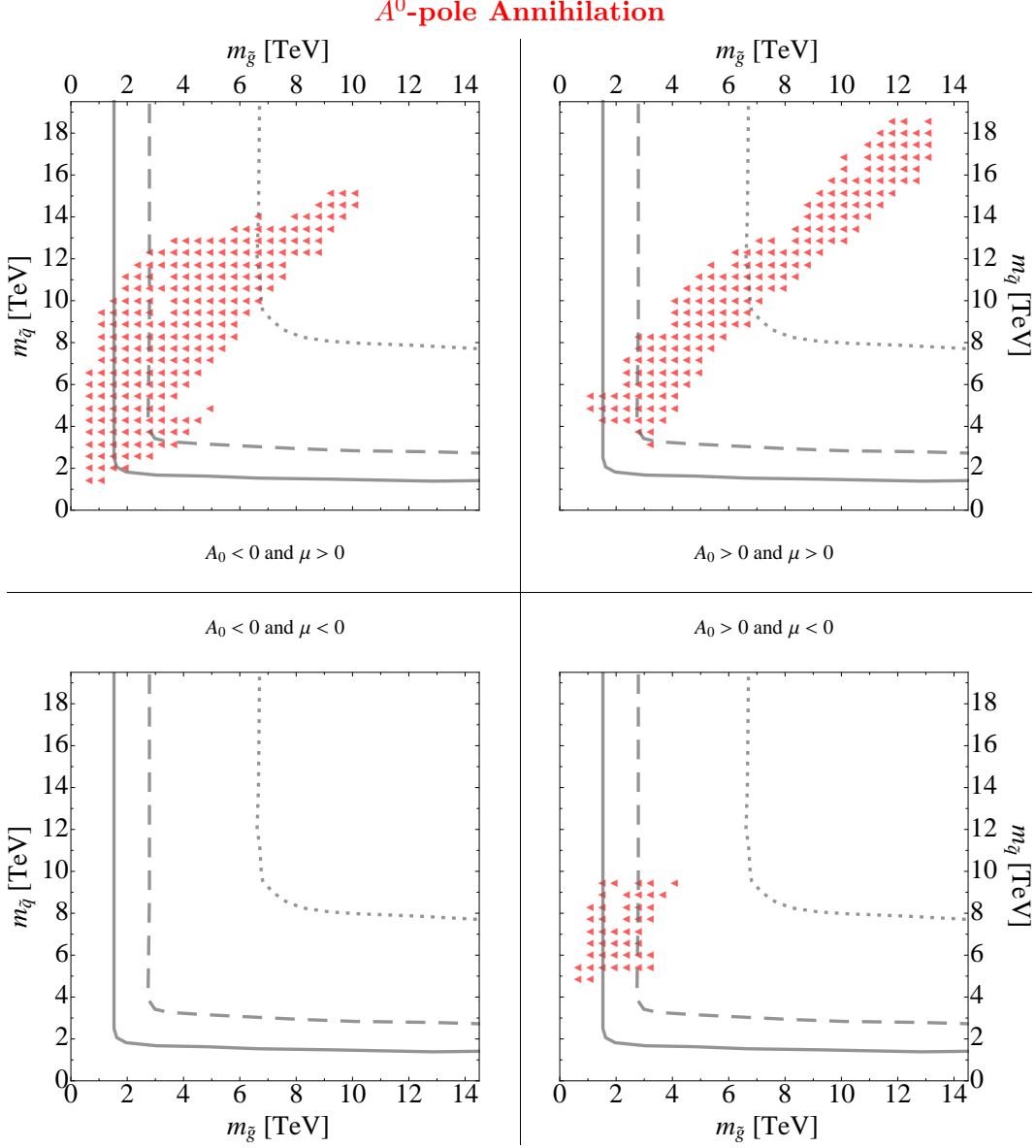


FIG. 4.3.2: The squark mass versus gluino mass plane for points in the A^0 -pole annihilation region. Each plot only includes points from the corresponding quadrant. Also plotted are contours corresponding to 10 squark and/or gluino events for 30 fb^{-1} integrated luminosity at $\sqrt{s} = 8 \text{ TeV}$ [solid], 300 fb^{-1} integrated luminosity at $\sqrt{s} = 13 \text{ TeV}$ [dashed], and 3000 fb^{-1} integrated luminosity at $\sqrt{s} = 33 \text{ TeV}$ [dotted].

which extends to low values of σ_{SI} in the 2nd quadrant of Fig. 4.3.3 is determined by the exact classification scheme employed in this paper (see Sec. 2 for details).

In order to probe the remaining models, another class of experiment is necessary. One promising avenue is indirect direct detection. In particular, searches for continuum γ -rays

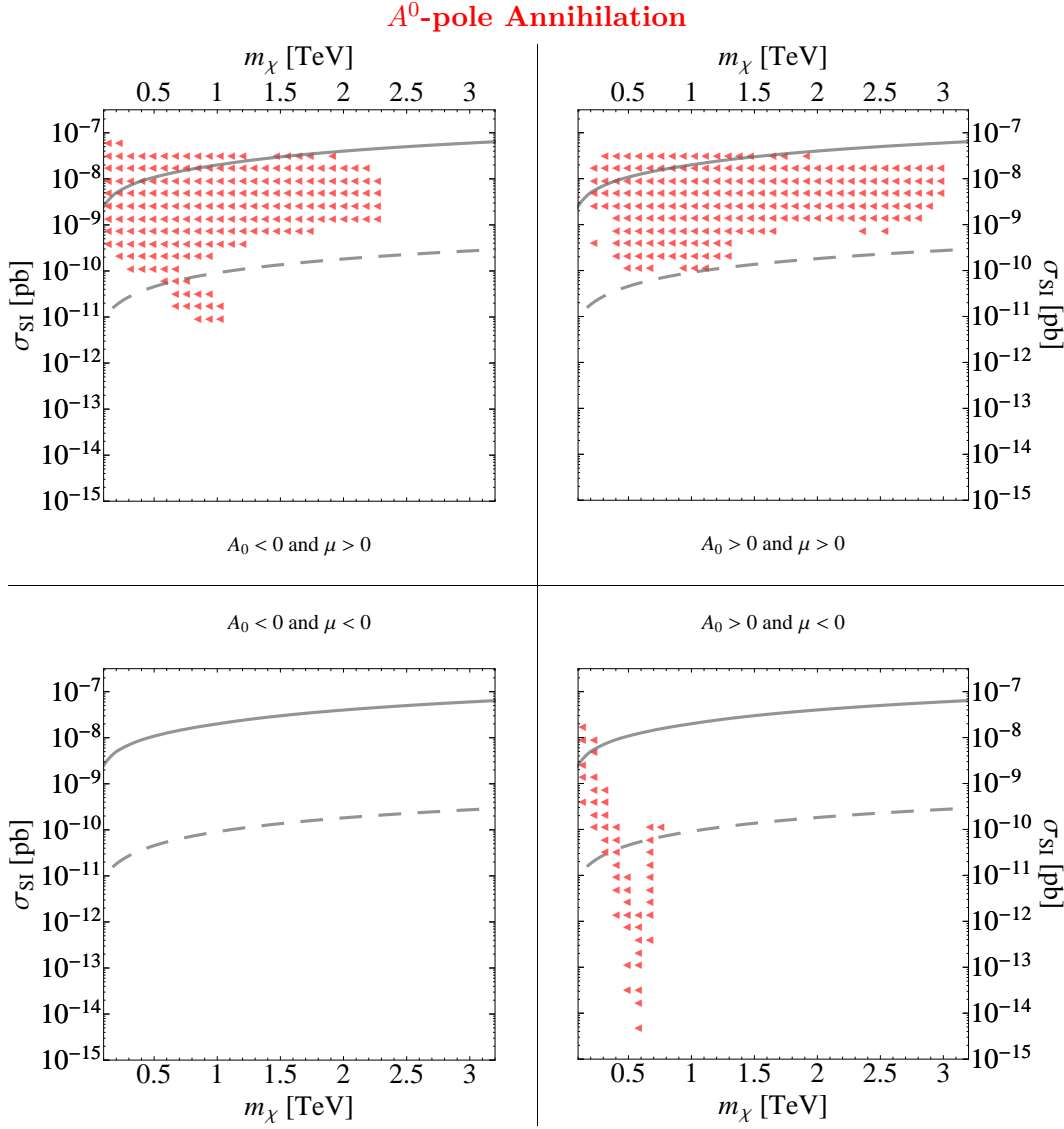


FIG. 4.3.3: The spin independent direct detection cross section versus LSP mass for points in the A^0 -pole region. Each plot only includes points from the corresponding quadrant. The solid line gives the current bound from XENON100 [95] and the dashed line is a projected limit for a ton scale Xenon experiment [89].

from dark matter annihilations could be sensitive to these models in the future [101, 102]. The relic density in this region is determined by annihilation to bottom quarks. Annihilations today through this channel could be observable. The range of annihilation cross sections which result are plotted in Fig. 4.3.4. Once the $b\bar{b}$ pairs are produced, they decay into a hadronic shower which produces a continuum of photons. These photons can be searched for by experiments, *e.g.* the Fermi LAT. In particular, a limit derived by stacking the results

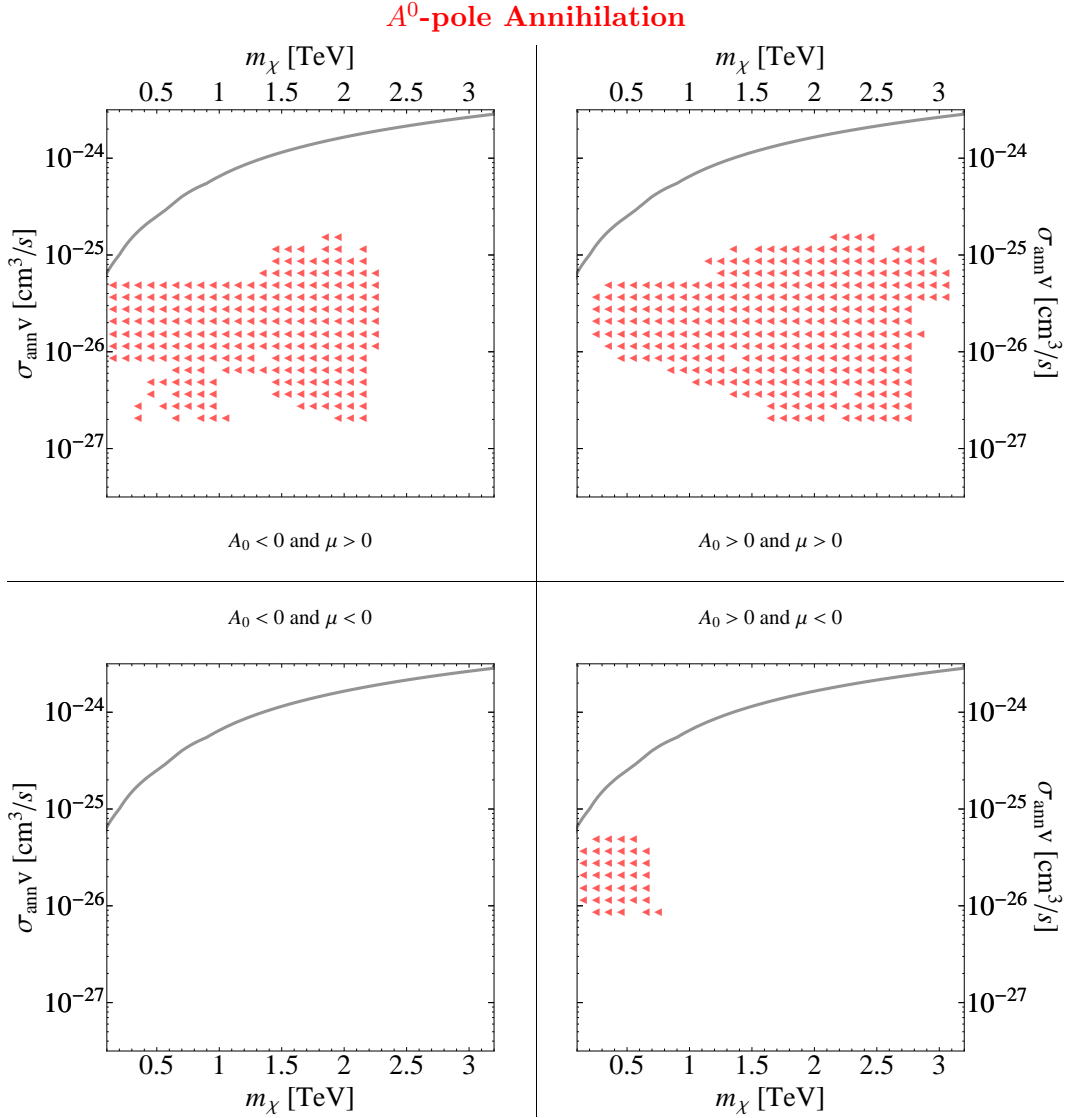


FIG. 4.3.4: The annihilation cross section for the A^0 -pole region versus the LSP mass. Each plot only includes points from the corresponding quadrant. The solid line gives the current bound from the Fermi-LAT [103]

from a survey of 10 dwarf galaxies results in the solid line plotted in Fig. 4.3.4 [103]. One can also derive complimentary limits using the Fermi LAT galactic center data [104]. This appears to be the most promising way to test these 4th quadrant points. Future experiments such as the proposed Cherenkov Telescope Array (CTA) will be relevant [105, 106].

As discussed above, `DarkSUSY` and `MicrOmegas` tend to disagree by roughly 30% in this region. All of our benchmarks match the observed relic density according to both calculations; we provide both values below.

4.3.1. Benchmark 3.1

Input parameters						
M_0	$M_{\frac{1}{2}}$	A_0	$\tan \beta$	$\text{sign}(\mu)$	$ \mu $	$\text{sign}(B_\mu)\sqrt{ B_\mu }$
2311.11	666.667	-3021.77	55.8605	1	1708.6	-99290.9

Low energy spectrum											
$m_{\tilde{g}}$	$m_{\tilde{q}}$	$m_{\tilde{t}_1}$	$m_{\tilde{\tau}_1}$	m_χ	$m_{\chi_1^\pm}$	m_h	m_A	Ωh^2	σ_{SI} [pb]	Δ_v	Δ_Ω
1610	2640	1430	1110	292	564	122	564	0.138	6.11×10^{-10}	870	91

TABLE 4.3.1: A^0 -pole annihilation benchmark. `MicrOmegas` yields $\Omega h^2 = 0.106$ for this model. Dimensionful values are in GeV unless otherwise stated.

This A^0 -pole annihilation benchmark was chosen as an example that it is discoverable at the 13 TeV LHC. The gluino mass is 1.6 TeV and

$$\sigma(pp \rightarrow \tilde{g}\tilde{g}) = 8.0 \text{ fb} \quad (34)$$

at 13 TeV. The squark masses are

	\tilde{q}	\tilde{d}_3^c	\tilde{q}_3	\tilde{u}_3^c
m [TeV]	2.6	1.7	1.9	1.4

(35)

It is clear that the gluino decays will involve heavy flavor. In fact

$$\tilde{g} \rightarrow \bar{t}\tilde{t}_1 + \text{c.c.} \quad 100\%. \quad (36)$$

The electroweakinos are very pure with mixings in the 10^{-3} range. Their masses and orderings are

	\tilde{B}	\tilde{W}	\tilde{H}		\tilde{W}	\tilde{H}
	χ_1^0	χ_2^0	χ_3^0	χ_4^0	χ_1^\pm	χ_2^\pm
m [GeV]	292	563	1370	1370	564	1370

(37)

The lightest stop decays will dominantly involve the bino and winos:

$$\tilde{t}_1 \rightarrow \begin{cases} t\chi_1^0 & 18\% \\ t\chi_2^0 & 25\% \\ b\chi_1^+ & 53\% \end{cases} \quad (38)$$

The neutral wino decays to $h \chi_1^0$ over 90% of the time while the charged wino decays to $W^+ \chi_1^0$ with a 100% branching ratio. Therefore, the dominant simplified models to describe the first LHC signals of this benchmark are

$$\tilde{g} \rightarrow \begin{cases} t\bar{t} \chi_1^0 & 18\% \\ t\bar{t} \chi_2^0 \rightarrow t\bar{t} h \chi_1^0 & 22.5\% \quad [r = 0.26] \\ \bar{t}\bar{b} \chi_1^+ + \text{c.c.} \rightarrow \bar{t}\bar{b} W^+ \chi_1^0 + \text{c.c.} & 53\% \quad [r = 0.26] \end{cases} \quad (39)$$

The decay involving Higgs bosons is an interesting feature of this model.

Since they are pure winos, there is a large 13 TeV cross section for

$$\sigma(pp \rightarrow \chi_2^0 \chi_1^+) = 14 \text{ fb.} \quad (40)$$

The χ_2^0 decays will involve boosted Higgs bosons. There may be a possibility of distinguishing this signal from the electroweak backgrounds [107–109].

It should also be possible to test this model using ton scale direct detection experiments:

$$\sigma_{\text{SI}} = 6.1 \times 10^{-10} \text{ pb.} \quad (41)$$

Finally, there is a complimentary signal for indirect detection. The annihilation cross section to bottom quarks is

$$\sigma_{\text{ann}} v = 2.75 \times 10^{-26} \text{ cm}^3/\text{s.} \quad (42)$$

It is possible that CTA would have sensitivity to this model [105, 106]. However, given the uncertainty associated with the dark matter profile it is unlikely that CTA can conclusively exclude a cross section of this size.

All together, this benchmark involves many interesting signatures with a high degree of complementarity between many experiments.

4.3.2. Benchmark 3.2

Input parameters											
M_0	$M_{\frac{1}{2}}$	A_0	$\tan \beta$	$\text{sign}(\mu)$	$ \mu $		$\sqrt{B_\mu}$				
5559.87	1900.	909.796	52.0675	1	1458.4		18254.3				

Low energy spectrum											
$m_{\tilde{g}}$	$m_{\tilde{q}}$	$m_{\tilde{t}_1}$	$m_{\tilde{\tau}_1}$	m_χ	$m_{\chi_1^\pm}$	m_h	m_A	Ωh^2	σ_{SI} [pb]	Δ_v	Δ_Ω
4210	6510	4410	3930	847	1190	124	1660	0.105	6.7×10^{-10}	1500	36

TABLE 4.3.2: A^0 -pole annihilation benchmark. `MicrOmegas` yields $\Omega h^2 = 0.0915$ for this model. Dimensionful values are in GeV unless otherwise stated.

Table 4.3.2 gives an example of an A^0 -pole annihilation benchmark that will not yield LHC signatures. This model has all light squarks above 6 TeV and heavy flavor squarks above 4.4 TeV. The second lightest electroweakino is a Higgsino at 1.2 TeV which will also be difficult to explore at the LHC. However, the model should be testable with direct detection:

$$\sigma_{\text{SI}} = 6.7 \times 10^{-10} \text{ pb.} \quad (43)$$

Note that it also has an annihilation cross section of

$$\sigma_{\text{ann}} v = 4.1 \times 10^{-26} \text{ cm}^3/\text{s}, \quad (44)$$

which, given optimistic assumptions about the dark matter profile, would be also possible to explore with CTA [105, 106].

4.3.3. Benchmark 3.3

Input parameters											
M_0	$M_{\frac{1}{2}}$	A_0	$\tan \beta$	$\text{sign}(\mu)$	$ \mu $	$\text{sign}(B_\mu)\sqrt{ B_\mu }$					
7457.53	1300.	8542.26	48.3871	-1	2053.96	-143680.					

Low energy spectrum											
$m_{\tilde{g}}$	$m_{\tilde{q}}$	$m_{\tilde{t}_1}$	$m_{\tilde{\tau}_1}$	m_χ	$m_{\chi_1^\pm}$	m_h	m_A	Ωh^2	σ_{SI} [pb]	Δ_v	Δ_Ω
3010	7750	4580	5330	570	1080	124	1150	0.116	1.23×10^{-13}	2200	22

TABLE 4.3.3: A^0 -pole annihilation benchmark. `MicrOmegas` yields $\Omega h^2 = 0.133$ for this model. Dimensionful values are in GeV unless otherwise stated.

Table 4.3.3 presents an A^0 -pole annihilation benchmark which will be unobservable at the LHC and outside the reach of ton scale direct detection. The squarks are far beyond the reach of the 13 TeV LHC. The gluino is 3 TeV which will also be difficult for the LHC to discover since the large $\tilde{g}\tilde{q}$ production channel will not be active. The next to lightest electroweakino is a pure wino at 1.1 TeV. The spin-independent direct detection cross section is also beyond the reach of a 1 ton scale experiment. The annihilation cross section is

$$\sigma_{\text{ann}} v = 2.1 \times 10^{-26} \text{ cm}^3/\text{s}, \quad (45)$$

and is dominated by the $b\bar{b}$ channel. Therefore the only possibility for probing this model will be indirect detection with the CTA experiment [105, 106].

This is an example of a model within the CMSSM which will be very difficult to test.

4.4. Stau Coannihilation

Stau co-annihilation is a commonly studied mechanism for setting the dark matter abundance within the CMSSM [110, 111]. If the stau mass is

$$m_\chi \leq m_{\tilde{\tau}_1} \lesssim m_\chi + T_{\text{f.o}} \simeq m_\chi + m_\chi/20, \quad (46)$$

where $T_{\text{f.o}}$ is the LSP freeze-out temperature, the staus may annihilate with the otherwise inert LSP. For a range of input parameters, the appropriate rate to achieve the measured relic abundance can be found. Figs. 2.2 and 2.3 show that stau coannihilation regions are characterized by small values of both M_0 and $M_{\frac{1}{2}}$ along with $A_0 < 0$. The region in the 2nd quadrant extends up to A_0/M_0 approaching zero. This is where the so-called “coannihilation strip” resides. Note that the region extends to large negative values of A_0/M_0 and that there exists a second disconnected island with similar phenomenology. The electroweak tuning spans the range $490 \lesssim \Delta_v \lesssim 5000$ for this region.

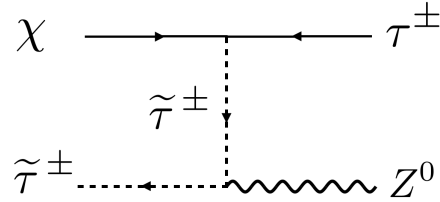


FIG. 4.4.1: A typical diagram which contributes to the dark matter annihilation cross section for the stau coannihilation region.

The LSP mass is less than 800 GeV within the stau coannihilation regions. Therefore, the stau must be light and the scalar masses must be low. This in turn forces a fairly light supersymmetric spectrum. It is clear from the plot of the squark mass versus gluino mass plane shown in Fig. 4.4.2 that nearly all of this region will be observable at the LHC.

As shown in Fig. 4.4.3, the entire 2nd quadrant region should be visible to ton scale direct detection experiments. This implies that the few points in the 2nd quadrant with squark mass above 3.5 TeV which may remain unprobed by the 13 TeV LHC will be tested other ways (see Table 4.4.3 for a benchmark).

One final characteristic of this region is that the stau is the NLSP. Depending on the mass splitting between the stau and the LSP, the stau will decay promptly, inside the detector, or long after it has passed through [51]. An example of the first and last possibilities are

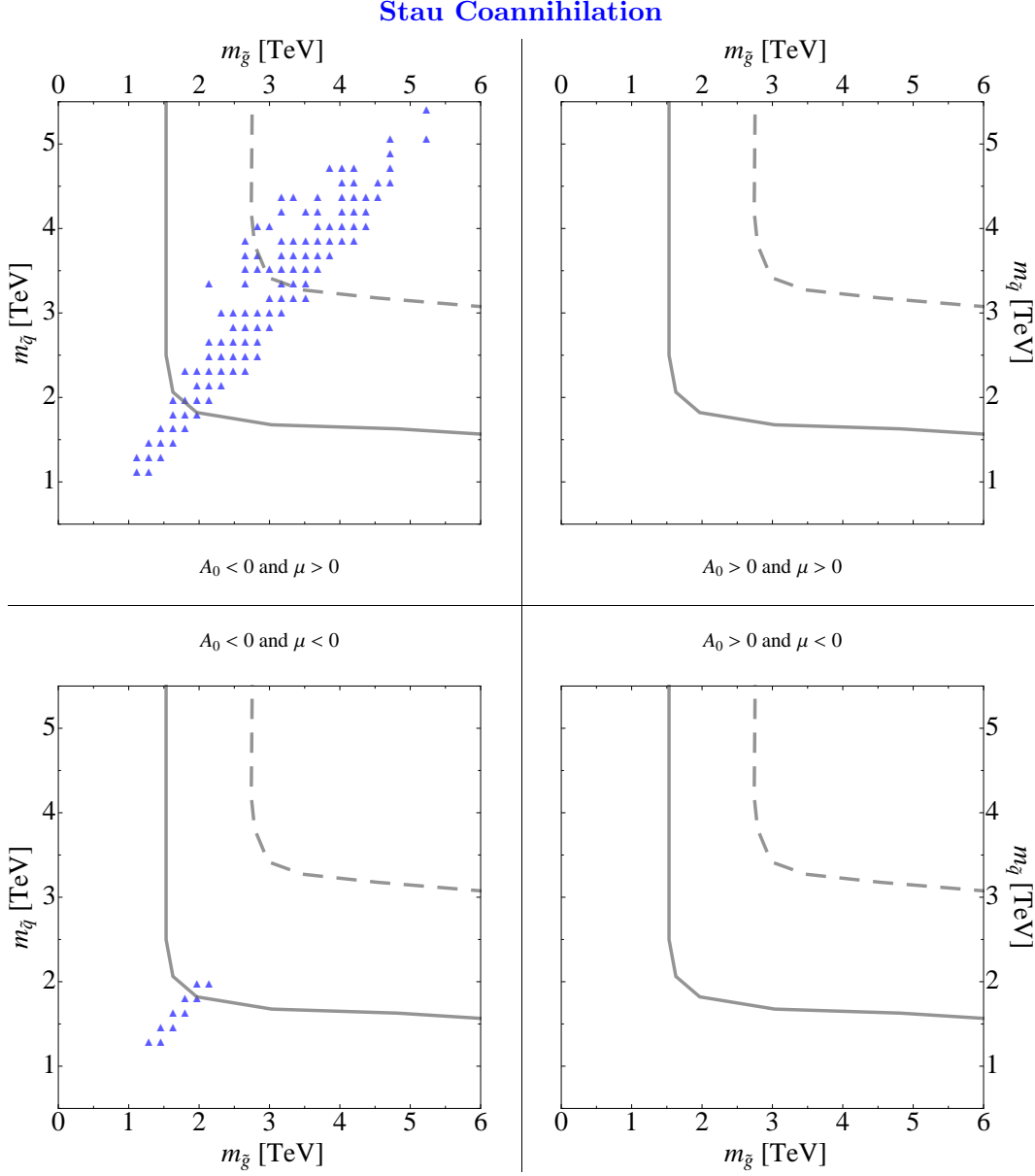


FIG. 4.4.2: The squark mass versus gluino mass plane for points in the stau coannihilation region. Each plot only includes points from the corresponding quadrant. Also plotted are contours corresponding to 10 squark and/or gluino events for 30 fb^{-1} integrated luminosity at $\sqrt{s} = 8 \text{ TeV}$ [solid] and 300 fb^{-1} integrated luminosity at $\sqrt{s} = 13 \text{ TeV}$ [dashed].

given in the following discussion and the variety of LHC phenomenology that can result is presented.

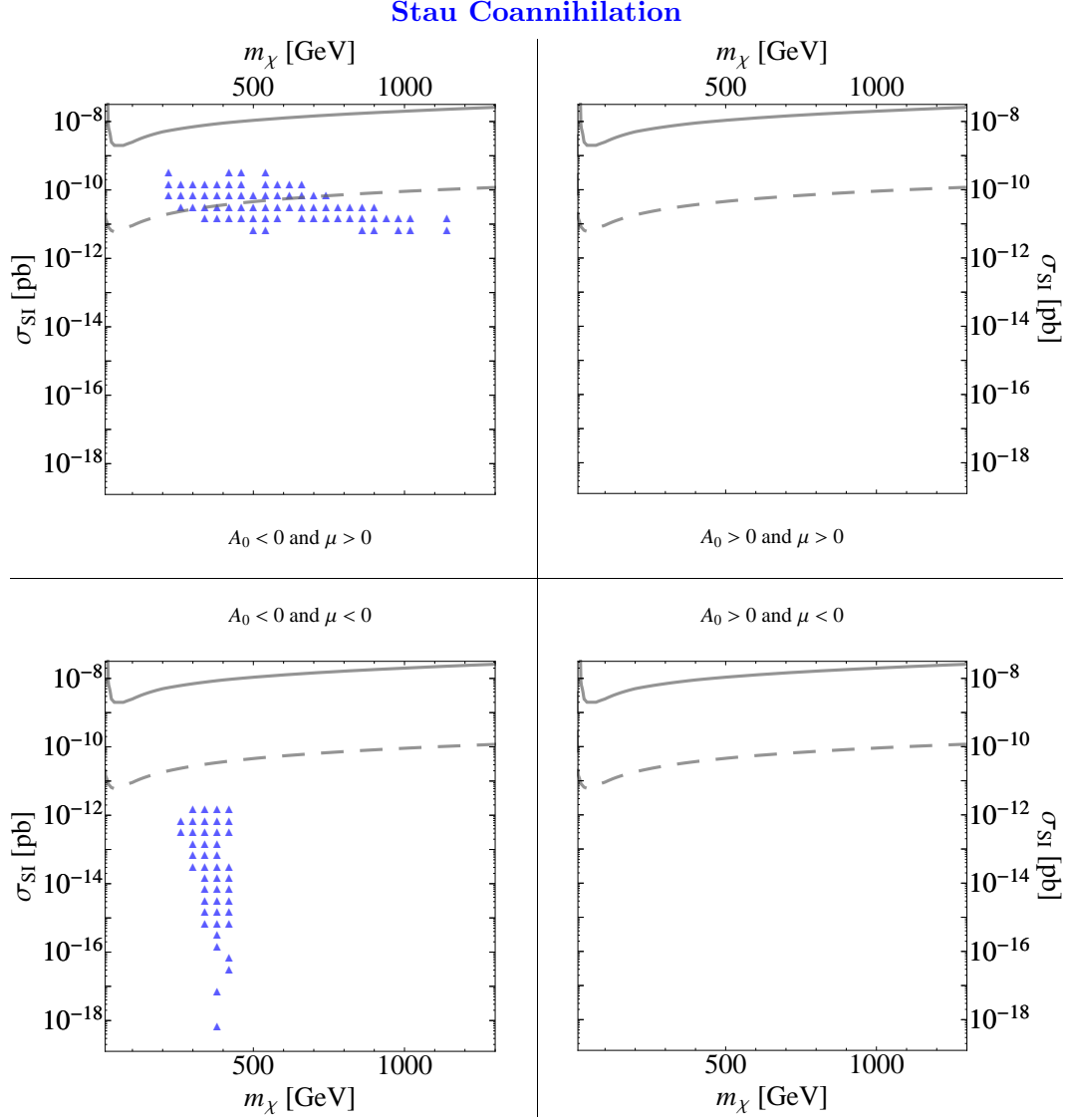


FIG. 4.4.3: The spin independent direct detection cross section versus LSP mass for points in the stau coannihilation region. Each plot only includes points from the corresponding quadrant. The solid line gives the current bound from XENON100 [95] and the dashed line is a projected limit for a ton scale Xenon experiment [89].

4.4.1. **Benchmark 4.1**

Input parameters						
M_0	$M_{\frac{1}{2}}$	A_0	$\tan \beta$	$\text{sign}(\mu)$	$ \mu $	$\text{sign}(B_\mu)\sqrt{ B_\mu }$
765.97	900.	-2882.83	28.3588	1	1736.46	31794.6

Low energy spectrum											
$m_{\tilde{g}}$	$m_{\tilde{q}}$	$m_{\tilde{t}_1}$	$m_{\tilde{\tau}_1}$	m_χ	$m_{\chi_1^\pm}$	m_h	m_A	Ωh^2	$\sigma_{\text{SI}} [\text{pb}]$	Δ_v	Δ_Ω
1990	1950	988	389	386	736	125	1580	0.103	2.21×10^{-11}	1400	160

TABLE 4.4.1: Stau coannihilation benchmark with a promptly decaying stau. Dimensionful values are in GeV unless otherwise stated.

The first stau coannihilation benchmark features a promptly decaying stau; the mass splitting between the lightest stau and the LSP is $m_{\tilde{\tau}_1} - m_\chi = 3.36$ GeV so that the decay $\tilde{\tau} \rightarrow \tau \chi$ can proceed on-shell. However, given that this splitting is small, the resulting τ will be very soft and essentially invisible at the LHC. In practice, any $\tilde{\tau}_1$ which is produced results in \cancel{E}_T .

In principle one would like a direct confirmation that the stau and LSP were degenerate in order to determine that the stau coannihilation was the dominant process for determining the relic density. The cleanest channel would be through direct stau production. At the 13 TeV this process has a 0.55 fb cross section. However, since the stau decays only produce \cancel{E}_T , this would be essentially impossible to distinguish from the background.

Another avenue would be to produce staus in the decays of neutralinos and charginos. The electroweakinos are nearly pure with the following spectrum

	\tilde{B}	\tilde{W}	\tilde{H}		\tilde{W}	\tilde{H}
	χ_1^0	χ_2^0	χ_3^0	χ_4^0	χ_1^\pm	χ_2^\pm
$m [\text{GeV}]$	386	736	1690	1700	736	1700

(47)

The degeneracy between $\tilde{\tau}_1$ and the LSP is driven by the presence of a large A -term for the stau at low energies. Therefore, the stau is the only slepton with a mass below the lightest chargino; the other sleptons have masses between 800-900 GeV. This impacts the

decay pattern for the lightest chargino and second lightest neutralino. Specifically

$$\chi_1^+ \rightarrow \tilde{\tau}_1^+ \nu_\tau \quad 97\% \quad (48)$$

$$\chi_2^0 \rightarrow \tilde{\tau}_1^\pm \tau^\mp \quad 98\% \quad (49)$$

The χ_1^+ decay effectively results in \cancel{E}_T while the χ_2^0 decay yields a τ and \cancel{E}_T . The best channel for observing these states at the 13 TeV LHC would be though $\chi_2^0 \chi_1^\pm$ production

$$\sigma(pp \rightarrow \chi_2^0 \chi_1^\pm) = 2.3 \text{ fb.} \quad (50)$$

Given that the final state is a τ and \cancel{E}_T this will be very challenging to observe. However, it should be possible to discover these states at a TeV $e^+ e^-$ collider.

The largest production cross section at the 13 TeV LHC is light squark direct production:

$$\sigma(pp \rightarrow \tilde{q}\tilde{q}) = 6.0 \text{ fb;} \quad (51)$$

$$\sigma(pp \rightarrow \tilde{q}\tilde{q}^*) = 1.0 \text{ fb.} \quad (52)$$

These two contributions will both provide similar signatures so for the purpose of arguing the first signals of this model, these can be combined. The right handed squarks decay to $q + \chi$ while left handed squarks decay to $q' + \chi_1^+$. As described above, χ_1^+ yields \cancel{E}_T so the signature will jets + \cancel{E}_T with the caveat that the phase space distribution for the left handed squark decay will be distorted by the cascade.

The next largest colored production channel is squark-gluino associated production followed by gluino pair production

$$\sigma(pp \rightarrow \tilde{g}\tilde{q}) = 4.6 \text{ fb;} \quad (53)$$

$$\sigma(pp \rightarrow \tilde{g}\tilde{g}) = 0.48 \text{ fb.} \quad (54)$$

The stop is the lightest squark due to the large A -term.

	\tilde{q}	\tilde{b}_1	\tilde{b}_2	\tilde{t}_1	\tilde{t}_2
$m [\text{TeV}]$	1.9	1.5	1.7	0.99	1.5

(55)

Therefore, the gluino decay patters are dominated by heavy flavor:

$$\tilde{g} \rightarrow \tilde{q}_3 \bar{q}_3 + \text{c.c.} \quad 94\% \times \begin{cases} \tilde{t}_1 \bar{t} + \text{c.c.} & 45\% \\ \tilde{t}_2 \bar{t} + \text{c.c.} & 22\% \\ \tilde{b}_1 \bar{b} + \text{c.c.} & 20\% \\ \tilde{b}_2 \bar{b} + \text{c.c.} & 8.0\% \end{cases} \quad (56)$$

The rest of the gluinos decay to light flavor quarks and squarks.

The large A -term impacts the decays of the stops and sbottoms since it gives these states a large coupling to the Higgs boson. Given

$$\tilde{t}_1 \rightarrow \begin{cases} \chi_1^0 t & 45\% \\ \chi_1^+ b & 42\% \end{cases} \quad (57)$$

$$\tilde{t}_2 \rightarrow \tilde{t}_1 h \quad 74\% \quad (58)$$

$$\tilde{b}_1 \rightarrow \tilde{t}_1 W^- \quad 71\% \quad (59)$$

$$\tilde{b}_2 \rightarrow \tilde{b}_1 h \quad 27\% \quad (60)$$

a gluino produces heavy flavor and a boosted Higgs in its decays 18% of the time. Relying on the gluino-squark associated production channel results in a production cross section of

$$\sigma(pp \rightarrow h t \cancel{E}_T X + \text{c.c.}) = 0.82 \text{ fb} \quad (61)$$

which is $\mathcal{O}(100)$ events at 100 fb^{-1} . This is a distinctive signal to search for at the 13 TeV LHC that currently has not been targeted.

4.4.2. **Benchmark 4.2**

Input parameters						
M_0	$M_{\frac{1}{2}}$	A_0	$\tan \beta$	$\text{sign}(\mu)$	$ \mu $	$\sqrt{B_\mu}$
259.515	900.862	-2296.71	9.23077	-1	1555.68	8702.87

Low energy spectrum											
$m_{\tilde{g}}$	$m_{\tilde{q}}$	$m_{\tilde{t}_1}$	$m_{\tilde{\tau}_1}$	m_χ	$m_{\chi_1^\pm}$	m_h	m_A	Ωh^2	$\sigma_{\text{SI}} [\text{pb}]$	Δ_v	Δ_Ω
1980	1820	1070	384	384	732	122	1680	0.116	1.52×10^{-14}	1300	33

TABLE 4.4.2: Stau coannihilation benchmark with a long lived stau. Dimensionful values are in GeV unless otherwise stated.

This stau coannihilation benchmark features a long lived stau; the mass splitting between the lightest stau and the LSP is $m_{\tilde{\tau}_1} - m_\chi = 0.28$ GeV. The stau lifetime will be $\mathcal{O}(10^{-2} \text{ s})$ [51]. It is stable on detector time scales and will manifest as a CHarged Massive Particle (CHAMP).

Using 7 TeV data, ATLAS has already placed bound of $m_{\tilde{\tau}_1} \lesssim 280$ GeV on the direct production of long lived staus [112]. At the 13 TeV LHC,

$$\sigma(pp \rightarrow \tilde{\tau}_1^+ \tilde{\tau}_1^-) = 0.59 \text{ fb.} \quad (62)$$

Since these particles are CHAMPs it should only require a handful of event to discover them.

Decays involving the staus and the tau-sneutrinos are particularly relevant for LHC searches. Their masses are

	$\tilde{\tau}_1^\pm$	$\tilde{\tau}_2^\pm$	$\tilde{\nu}_\tau$
$m [\text{GeV}]$	384	644	638

(63)

The electroweakinos are very pure:

	\tilde{B}	\tilde{W}	\tilde{H}		\tilde{W}	\tilde{H}
	χ_1^0	χ_2^0	χ_3^0	χ_4^0	χ_1^\pm	χ_2^\pm
$m [\text{GeV}]$	384	732	1580	1580	732	1580

(64)

Given that the LSP is very nearly pure bino, direct detection is too small to be observed. The winos will play an interesting role in the potential collider signatures.

The gluino and squarks are observable at the 13 TeV LHC. The patterns of squark masses determines the gluino branching ratios into different flavors:

	\tilde{q}	\tilde{b}_1	\tilde{b}_2	\tilde{t}_1	\tilde{t}_2
m [TeV]	1.8	1.5	1.7	1.1	1.6

(65)

The gluino has a similar decay pattern to the previous benchmark with decays involving stops and sbottoms 73% of the time.

The most interesting signature of this model is the presence of a CHAMP in the gluino and squark decays. In fact, the discovery mode seems likely to be squark pair production:

$$\sigma(pp \rightarrow \tilde{q}\tilde{q}) \simeq 10 \text{ fb}; \quad (66)$$

$$\sigma(pp \rightarrow \tilde{q}\tilde{q}^*) \simeq 1.9 \text{ fb}. \quad (67)$$

To understand the light flavor squark decay patterns, take the up squark as an example:

$$\tilde{u}_R \rightarrow u \chi_1^0 \quad 100\%. \quad (68)$$

The decay pattern of \tilde{u}_L is more interesting since this can result in CHAMPs. To determine the fraction of \tilde{u}_L decay modes that have CHAMPs requires knowledge of the following decays

$$\begin{aligned}
\tilde{u}_L \rightarrow & \begin{cases} u \chi_2^0 & 33\% \\ d \chi_1^+ & 66\% \end{cases} &
\tilde{\chi}_2^0 \rightarrow & \begin{cases} \tilde{\nu}_\tau \bar{\nu}_\tau + \text{c.c.} & 21\% \\ \tilde{\tau}_1^+ \tau^- + \text{c.c.} & 1.4\% \\ \tilde{\tau}_2^+ \tau^- + \text{c.c.} & 18\% \end{cases} &
\tilde{\chi}_1^+ \rightarrow & \begin{cases} \tilde{\nu}_\tau \tau^+ & 21\% \\ \tilde{\tau}_1^+ \nu_\tau & 1.4\% \\ \tilde{\tau}_2^+ \nu_\tau & 18\% \end{cases} \\
\tilde{\tau}_2^+ \rightarrow & \begin{cases} Z^0 \tilde{\tau}_1^+ & 18\% \\ h \tilde{\tau}_1^+ & 19\% \end{cases} &
\tilde{\nu}_\tau \rightarrow & \tilde{\tau}_1^+ W^- & 36\%
\end{aligned} \quad (69)$$

Noting that squark pair production leads to at least one left handed squark roughly 75% of the time, all of this information can be combined together to give

$$\sigma(pp \rightarrow \text{CHAMP} + j + X) \simeq 1.4 \text{ fb}. \quad (70)$$

This cross section is larger than that for direct stau production by more than a factor of two. This benchmark would provide an an early discovery for the LHC.⁵

⁵ The search efficiency depends in a non-trivial way on the velocity of the CHAMP and the properties of the rest of the event [112]. A careful consideration of these effects is required to be sure which signal would be observed first at the 14 TeV LHC.

The A -term is not as large in this model as it was in the previous benchmark. This implies that there are many light sleptons. It would be complimentary to search for this model via squark production with cascade decays involving the other sleptons. This would result in a classic jets, \cancel{E}_T , and same-sign leptons signature.

4.4.3. **Benchmark 4.3**

Input parameters						
M_0	$M_{\frac{1}{2}}$	A_0	$\tan \beta$	$\text{sign}(\mu)$	$ \mu $	$\text{sign}(B_\mu)\sqrt{ B_\mu }$
3389.47	1733.33	-5503.95	59.1701	1	3660.9	-224661

Low energy spectrum											
$m_{\tilde{g}}$	$m_{\tilde{q}}$	$m_{\tilde{t}_1}$	$m_{\tilde{\tau}_1}$	m_χ	$m_{\chi_1^\pm}$	m_h	m_A	Ωh^2	σ_{SI} [pb]	Δ_v	Δ_Ω
3790	4670	2730	779	779	1470	126	1040	0.134	2.78×10^{-11}	3800	670

TABLE 4.4.3: Stau coannihilation benchmark. Dimensionful values are in GeV unless otherwise stated.

This benchmark provides an example which would likely be observed first in direct detection.

$$\sigma_{\text{SI}} = 2.8 \times 10^{-11} \text{ pb.} \quad (71)$$

Given $m_{\tilde{\tau}_1} - m_\chi = 0.13 \text{ GeV}$, the $\tilde{\tau}_1$ is a CHAMP. The stau pair production cross section is

$$\sigma(pp \rightarrow \tilde{\tau}_1^+ \tilde{\tau}_1^-) = 0.019 \text{ fb} \quad (72)$$

at the 13 TeV LHC. Given 100 fb^{-1} of data, there would be roughly 2 events. Assuming a decent efficiency for CHAMP searches, it is likely that this model could also be probed at the LHC.

4.5. Stop Coannihilation

The remaining regions are characterized by stop coannihilation.⁶ If the stop mass is within

$$m_\chi \leq m_{\tilde{t}_1} \lesssim m_\chi + T_{\text{f.o}} \simeq m_\chi + m_\chi/20, \quad (73)$$

coannihilations can be important. Stop coannihilation regions exist for large swaths of the 1st, 3rd, and 4th quadrants. The Higgs mass constraint is incompatible with potential stop coannihilation points in the 2nd quadrant. The electroweak tuning spans the range $2300 \lesssim \Delta_v \lesssim 57000$ for this region.

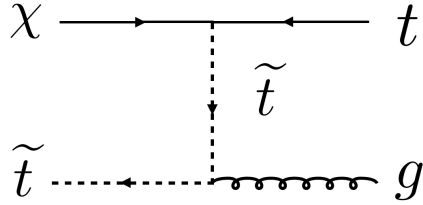


FIG. 4.5.1: A typical diagram which contributes to the dark matter annihilation cross section for the stop coannihilation region.

In order to realize stop coannihilation within the CMSSM requires large A -terms at the low scale. These off-diagonal parameters in the stop mass matrix lead to the suppression of one eigenvalue due to “level-repulsion.” Quantitatively, the stop coannihilation regions are characterized by $3 \lesssim A_0/M_0 \lesssim 6$ and $-15 \lesssim A_0/M_0 \lesssim -3$. These ranges can be understood by considering how the signs of the A -terms enter the RGEs (see Eq. (6)); for $A_0 > 0$, the low energy value does not change dramatically while for $A_0 < 0$, the RGE tends to drive the magnitude of the A -term to smaller values so that a larger GUT scale value is required to push the lightest stop down towards the LSP.

This region is characterized by larger $M_{\frac{1}{2}}$ than the corresponding values which occur for the stau coannihilation regions. Since the stop coannihilation annihilation cross section involves factors of the strong gauge coupling, the measured relic abundance can be achieved for larger values of the LSP mass. This also implies that the majority of this region will lie

⁶ Although the dominant loop corrections to the relic abundance for stop coannihilation have been computed [113], we use the tree results as implemented in **DarkSUSY** in this paper.

outside the reach of the 13 TeV LHC. The range of squark and gluino masses are shown in Fig. 4.5.2.

Since the relic abundance is dominated by coannihilation, the LSP can be very bino-like. Hence, the tree-level direct detection cross sections can be very small, as shown in Fig. 4.5.3. However, since the low energy A -terms are large, there is a 1-loop diagram which can possibly bring many of these points into reach. Loop corrections to direct detection are discussed in more detail in Sec. 4.4.5.

4.5.1. Large 1-Loop Contributions to Direct Detection

Figure 4.5.3 contains many examples of models with direct detection cross sections which are far too low to ever be discovered. This behavior results because the LSP is approaching the limit of pure bino. In this limit, the μ term is becoming heavy which implies that the scalar masses are also becoming large. Therefore, the low energy A -term for the stop must also become large in this region to result in a \tilde{t}_1 eigenvalue which is nearly degenerate with the LSP.

These large A -terms have another important physical consequence — they can contribute to direct detection at 1 loop via the diagram in Fig. 4.5.4. The appropriate 1-loop calculation has been performed [114–116]. However, the region of parameter space resulting in stop coannihilation has not been fully explored. While a full reevaluation of the 1-loop diagrams are beyond the scope of this work, it is possible to estimate the size of these contributions.

Consider the effective operator for Higgs mediated spin-independent direct detection after the Higgs boson has been integrated out:

$$\mathcal{O}_{\text{SI}} = \left(\frac{y_q y_\chi}{m_h^2} \right) \bar{\chi} \chi \bar{q} q, \quad (74)$$

where y_χ is the effective coupling between the dark matter and the Higgs and y_q is the quark Yukawa coupling. The estimate for the size of the correction from Fig. 4.5.4 is

$$y_\chi \sim \frac{g'^2 N_c}{16 \pi^2} (Q_Y^q Q_Y^{u^c}) \frac{A_t(m_{\tilde{t}_1} + C m_t)}{m_{\tilde{t}_1}^2} \quad (75)$$

where g' is the hypercharge gauge coupling, $N_c = 3$ is the number of colors, Q_Y^i is the hypercharge of the particle i , and C is a numerical constant that has not been computed. Note that for this region $m_{\tilde{t}_1} \gg m_t$ so that it is safe to ignore the contribution to the estimate that is proportional to m_t .

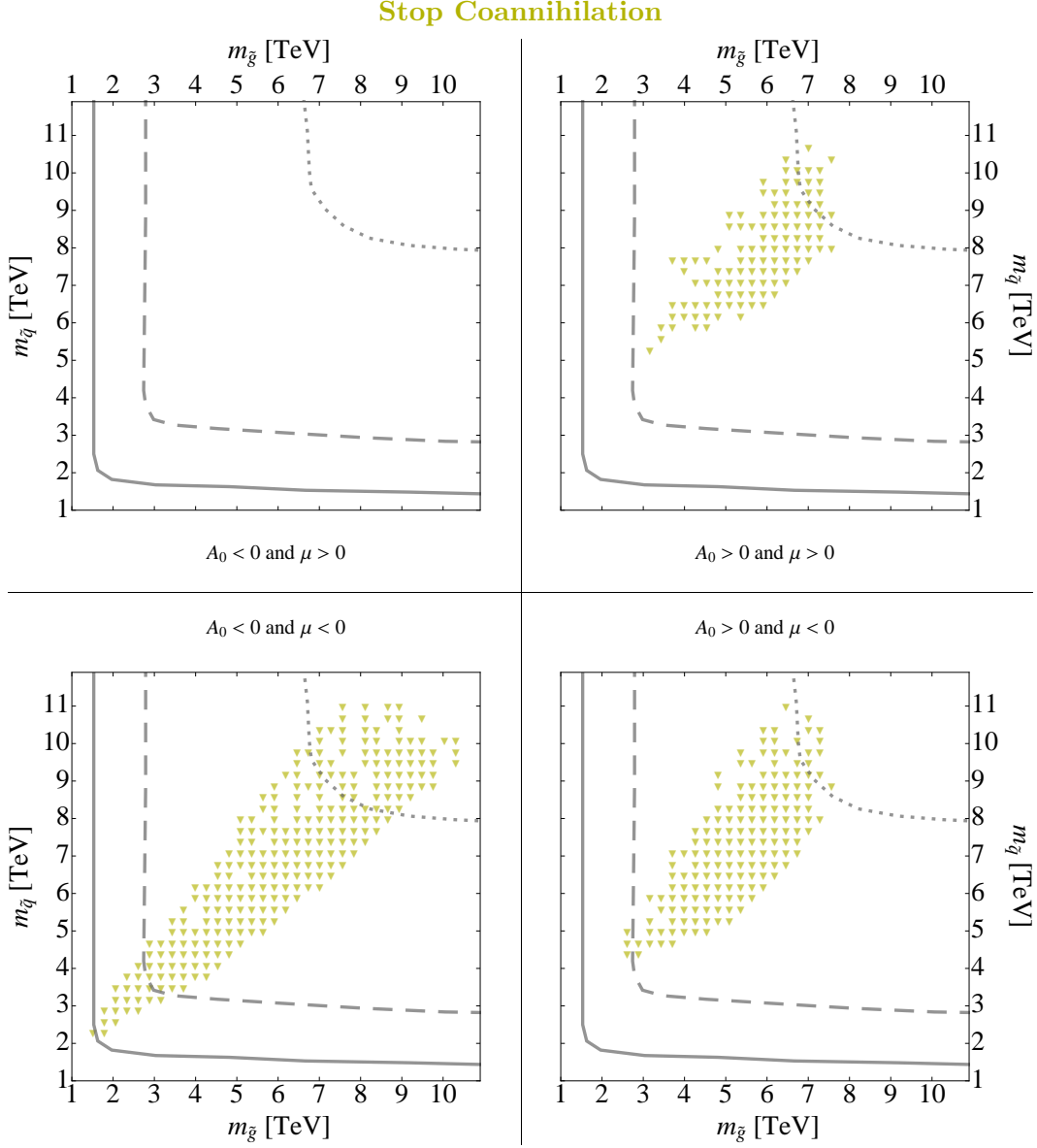


FIG. 4.5.2: The squark mass versus gluino mass plane for points in the stop coannihilation region. Also plotted are contours corresponding to 10 squark and/or gluino events for 30 fb^{-1} integrated luminosity at $\sqrt{s} = 8 \text{ TeV}$ [solid], 300 fb^{-1} integrated luminosity at $\sqrt{s} = 13 \text{ TeV}$ [dashed], and 3000 fb^{-1} integrated luminosity at $\sqrt{s} = 33 \text{ TeV}$ [dotted].

Following the conventions of [48], this yields

$$\sigma_{\text{SI}}^{1\text{-loop}} \sim 3 \times 10^{-13} \text{ pb} \times \left(\frac{A_t}{m_{\tilde{t}_1}} \right)^2 \quad (76)$$

The value of $A_t/m_{\tilde{t}_1}$ can range from

$$2 \lesssim A_t/m_{\tilde{t}_1} \lesssim 14. \quad (77)$$

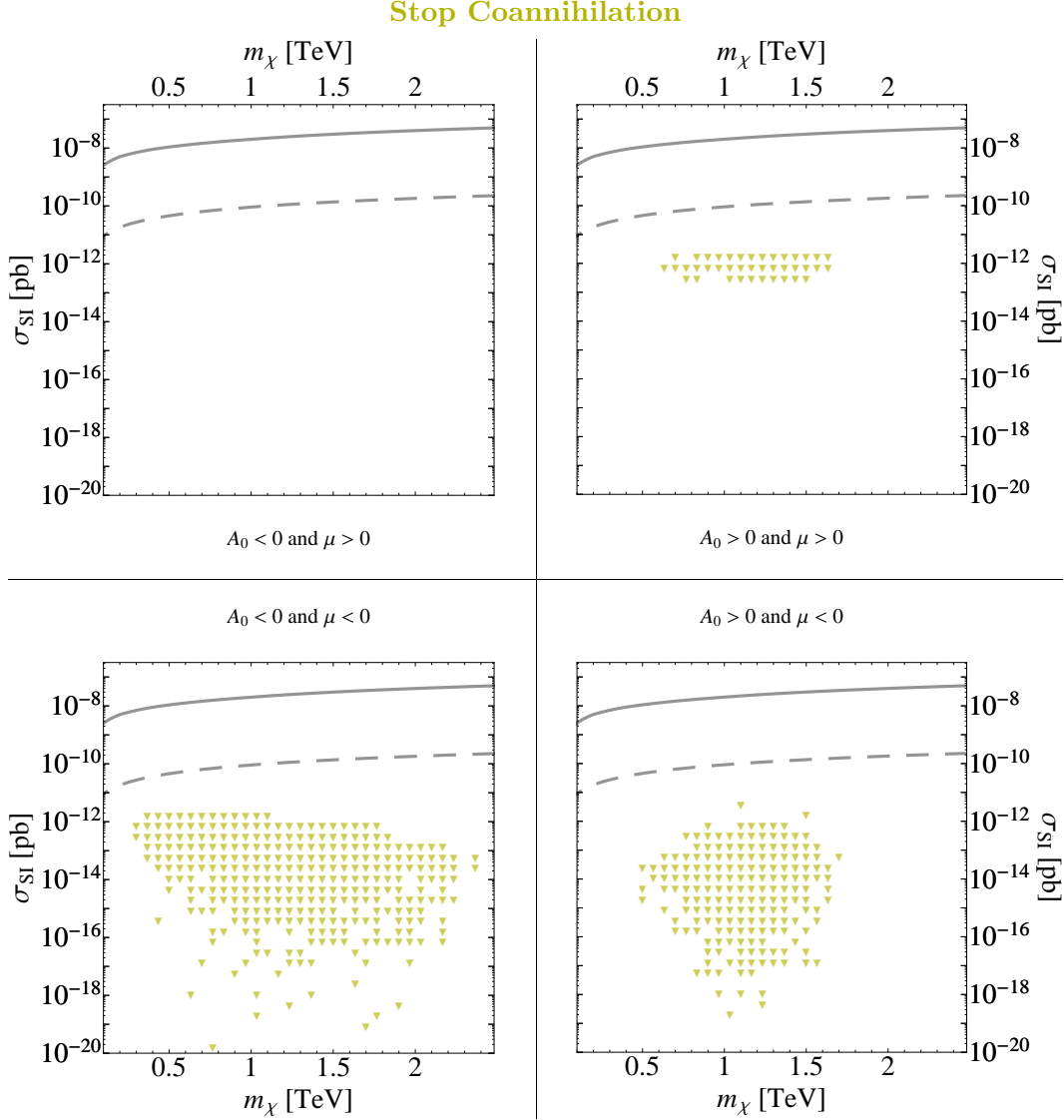


FIG. 4.5.3: The leading-order spin independent direct detection cross section versus LSP mass for points in the stop coannihilation region. Each plot only includes points from the corresponding quadrant. The solid line gives the current bound from XENON100 [95] and the dashed line is a projected limit for a ton scale Xenon experiment [89]. Loop corrections could significantly alter these results.

In the absence of an accidental suppression, there is a class of models for which this process would be observable using ton scale technology. This will be discussed for both benchmarks below.

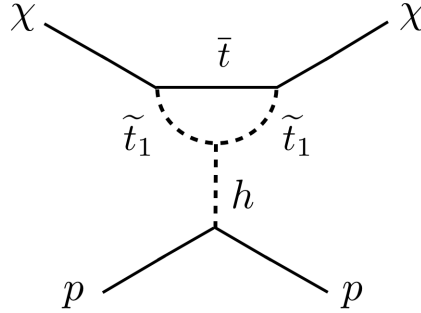


FIG. 4.5.4: One of the 1-loop direct detection diagrams which can dominate over the tree level contribution in the stop coannihilation region.

4.5.2. Possible Issue for Stop Coannihilation at Large Mass

Before moving on to the benchmarks, there is one more relevant subtlety for some of the stop coannihilation models that is worth discussing. The stop mass can reach $\mathcal{O}(2 \text{ TeV})$ in the stop coannihilation region. Naively this implies that the freeze-out of the stop-neutralino system will occur at $m_\chi/20 \sim \mathcal{O}(100 \text{ GeV})$. The electroweak phase transition is also occurring around this temperature. Extrapolating the results of [117], the Standard Model with a Higgs boson mass of 125 GeV begins the second order phase transition starting from $\langle H \rangle = 0$ at around $T \simeq 170 \text{ GeV}$ and finally ending in the broken phase at $T \simeq 80 - 90 \text{ GeV}$.

The lightest stop mass in this region is driven by the non-zero contribution from $A_t \times \langle H \rangle$. If the Higgs vev is changing during freeze-out, the stop mass can be drastically different and the naive freeze-out calculation breaks down. There are a variety of effects to consider. For example, the neutralino-stop system can undergo a second period of annihilation after the Higgs field settles into its final value — this is reminiscent of “changing dark matter” models [118].

The largest freeze-out temperature in the stop coannihilation region of the CMSSM is $T_{\text{f.o.}} \simeq 87 \text{ GeV}$ which means that this is not an important effect except at the highest mass boundaries of the stop coannihilation regions. Include these modifications to the relic density calculation is beyond the scope of this work.

4.5.3. **Benchmark 5.1**

Input parameters						
M_0	$M_{\frac{1}{2}}$	A_0	$\tan \beta$	$\text{sign}(\mu)$	$ \mu $	$\sqrt{B_\mu}$
2666.67	933.333	-6444.	8.52015	-1	2794.86	18094.8

Low energy spectrum											
$m_{\tilde{g}}$	$m_{\tilde{q}}$	$m_{\tilde{t}_1}$	$m_{\tilde{\tau}_1}$	m_χ	$m_{\chi_1^\pm}$	m_h	m_A	Ωh^2	$\sigma_{\text{SI}} [\text{pb}]$	Δ_v	Δ_Ω
2170	3200	446	2640	411	791	124	3880	0.116	2.06×10^{-13}	4500	800

TABLE 4.5.1: Stop coannihilation benchmark. Dimensionful values are in GeV unless otherwise stated.

This benchmark provides an example of a point in the stop coannihilation region that is observable at the 13 TeV LHC. The electroweakinos are nearly pure with masses and orderings given by

	\tilde{B}	\tilde{W}	\tilde{H}		\tilde{W}	\tilde{H}
	χ_1^0	χ_2^0	χ_3^0	χ_4^0	χ_1^\pm	χ_2^\pm
$m [\text{GeV}]$	411	791	2830	2830	791	2840

(78)

The squark spectrum is

	\tilde{q}	\tilde{d}_3^c	\tilde{q}_3	\tilde{u}_3^c
$m [\text{TeV}]$	3.2	3.1	0.45	2.3

(79)

The lightest stop decays are

$$\tilde{t}_1 \rightarrow \begin{cases} c \chi_1^0 & 69\% \\ b (W^+)^* \chi_1^0 & 31\% \end{cases} \quad (80)$$

The gluinos decay to one final state:

$$\tilde{g} \rightarrow \bar{t} \tilde{t}_1 + \text{c.c.} \quad 100\% \quad (81)$$

The production largest cross section is for \tilde{t}_1 pair production. At 13 TeV

$$\sigma(pp \rightarrow \tilde{t}_1 \tilde{t}_1) = 0.96 \text{ pb.} \quad (82)$$

However, given that the stop and LSP are incredibly degenerate, the decay products would be extremely soft. This process will be unobservable. Furthermore, direct squark production is $\mathcal{O}(10^{-2} \text{ fb})$, and would therefore be difficult to observe.

The discovery mode will be either gluino pair production or gluino squark associated production:

$$\sigma(pp \rightarrow \tilde{g}\tilde{g}) = 0.23 \text{ fb} \quad (83)$$

$$\sigma(pp \rightarrow \tilde{g}\tilde{q}) = 0.22 \text{ fb}. \quad (84)$$

Given the squark spectrum in Eq. (79), it is clear that associated production will dominantly include the right handed up-type squarks.

The squark decays are

$$\tilde{q}_R \rightarrow q\tilde{g} \quad 97\% \quad (85)$$

$$\tilde{q}_L \rightarrow \begin{cases} q\tilde{g} & 88\% \\ q'\chi_1^+ & 8\% \\ q\chi_2^0 & 4\% \end{cases} \quad (86)$$

Due to the stop-neutralino degeneracy, any \tilde{t}_1 in the final state will manifest as missing energy. The relevant electroweakino decays are

$$\chi_1^+ \rightarrow \tilde{t}_1 b \quad 100\% \quad (87)$$

$$\chi_2^0 \rightarrow \tilde{t}_1 \bar{t} + \text{c.c.} \quad 100\% \quad (88)$$

Putting all of this together gives

$$\sigma(pp \rightarrow tt \cancel{E}_T X) = 0.22 \text{ fb} \quad (89)$$

$$\sigma(pp \rightarrow t\bar{t} \cancel{E}_T X) = 0.22 \text{ fb} \quad (90)$$

This benchmark motivates the study of a “like-sign tops plus \cancel{E}_T ” simplified model [119] which is not currently being searched for at the LHC.

The direct production cross sections for $\chi_1^+ \chi_1^-$ and $\chi_1^+ \chi_2^0$ are 1.6 fb and 2.6 fb respectively. The charged winos decay to $b + \cancel{E}_T$ and the neutral wino gives $t + \cancel{E}_T$. The only electroweakino production signature which would be potentially observable is single top + \cancel{E}_T with cross section of a few fb. This is a very challenging signal to observe.

Tree level direct detection is very small

$$\sigma_{\text{SI}}^{\text{tree}} = 2.1 \times 10^{-13} \text{ pb.} \quad (91)$$

For this benchmark $A_t = -3795.85 \text{ GeV}$, $m_{\tilde{q}_3} = 2281.81 \text{ GeV}$, $m_{\tilde{u}_3} = 360.906 \text{ GeV}$ at $M_S = \sqrt{m_{\tilde{t}_1} m_{\tilde{t}_2}}$. This implies that $A_t/m_{\tilde{u}_3} = 10.5$ and the 1-loop direct detection process described in Sec. 4.4.5 could be observable

$$\sigma_{\text{SI}}^{\text{1-loop}} \sim 3 \times 10^{-11} \text{ pb.} \quad (92)$$

While the LHC will likely probe this model before direct detection experiments become sensitive to this cross section, $\mathcal{O}(1)$ factors which could result from performing this calculation carefully could push this rate higher. This motivates studying the contribution to direct detection at 1-loop in detail.

4.5.4. **Benchmark 5.2**

Input parameters						
M_0	$M_{\frac{1}{2}}$	A_0	$\tan \beta$	$\text{sign}(\mu)$	$ \mu $	$\text{sign}(B_\mu)\sqrt{ B_\mu }$
6250.	2347.25	21477.3	17.1261	-1	6512.64	-87608.2

Low energy spectrum											
$m_{\tilde{g}}$	$m_{\tilde{q}}$	$m_{\tilde{t}_1}$	$m_{\tilde{\tau}_1}$	m_χ	$m_{\chi_1^\pm}$	m_h	m_A	Ωh^2	$\sigma_{\text{SI}} [\text{pb}]$	Δ_v	Δ_Ω
5010	7480	1060	5660	1040	1950	126	8010	0.105	7.73×10^{-15}	24000	1100

TABLE 4.5.2: Stop coannihilation benchmark. Dimensionful values are in GeV unless otherwise stated.

This benchmark serves as an example of something that is impossible to see at the 13 TeV LHC. The gluino mass is 5 TeV and the squark masses are

	\tilde{q}	\tilde{d}_3^c	\tilde{q}_3	\tilde{u}_3^c
$m [\text{TeV}]$	7.4	6.7	1.1	5.1

(93)

Since this is a stop coannihilation point, the LSP has a similar mass to the lightest stop

	\tilde{B}	\tilde{W}	\tilde{H}		\tilde{W}	\tilde{H}
	χ_1^0	χ_2^0	χ_3^0	χ_4^0	χ_1^\pm	χ_2^\pm
$m [\text{GeV}]$	1040	1950	6360	6360	1950	6360

(94)

Tree level direct detection is beyond the reach of ton scale experiments:

$$\sigma_{\text{SI}}^{\text{tree}} = 7.7 \times 10^{-14} \text{ pb.} \quad (95)$$

Using $A_t = 3673.19 \text{ GeV}$, $m_{\tilde{q}_3} = 4981.14 \text{ GeV}$, $m_{\tilde{u}_3^c} = 1050.88 \text{ GeV}$ implies that $A_t/m_{\tilde{u}_3^c} = 3.5$, where all these parameters are evaluated at $\sqrt{m_{\tilde{t}_1} m_{\tilde{t}_2}}$. An estimate of the 1-loop direct detection (see Sec. 4.4.5) gives

$$\sigma_{\text{SI}}^{\text{1-loop}} \sim 4 \times 10^{-12} \text{ pb.} \quad (96)$$

Given that $m_\chi \simeq 1 \text{ TeV}$, this will likely require multi-ton scale experiments to be observed. However, further study is warranted to determine the precise value of this cross section.

Taken together, this point provides an example of a CMSSM benchmark that will be extremely difficult to probe without an energy upgrade for the LHC.

5. DISCUSSION

This article has mapped out the entire parameter space of the CMSSM *ansatz* in the post-Higgs discovery era. The constructed maps of the regions that are consistent with the measured values of the Higgs mass and dark matter relic density demonstrate that the CMSSM is compact. The inputs can range from $\mathcal{O}(100 \text{ GeV})$ to $\mathcal{O}(10 \text{ TeV})$. While the Giudice-Barbieri definition of fine-tuning indicates that the CMSSM is at least tuned to a part in 200, this quantity is bounded to be less than a part in 60,000.

The near-term discovery or exclusion of the CMSSM shows an interesting interplay between the three common searches for physics beyond the Standard Model: direct production of superpartners, direct detection of the LSP, and indirect detection of the LSP annihilation products. While it is not possible to fully exclude this *ansatz* by the end of the decade, a large portion of the CMSSM will be discovered or excluded. Going through each of the five regions

- Light χ : LHC 7 and LHC 8 — completely excluded;
- Well-tempered: multi-ton scale direct detection — most likely discover or exclude;
- A^0 -pole annihilation: LHC 13, ton scale direct detection, and indirect detection — some region will remain;
- Stau coannihilation: LHC 13 and multi-ton direct detection — most likely discover or exclude;
- Stop coannihilation: LHC 13 and direct detection — some region will remain.

After the full run of the 13 TeV LHC with 300 fb^{-1} and ton-scale direct detection only portions of the A^0 -pole annihilation and stop coannihilation regions will go untouched.

This article provided benchmarks and discussed a wide variety of the Simplified Models which can result from the CMSSM including some with the following features:

- gluino cascade decays involving heavy flavor and electroweak gauge bosons;
- gluino cascade decays to heavy flavor and Higgs bosons;
- electroweakino production resulting in boosted Higgs bosons;

- colored production with stable charged particles in the final state;
- same sign top production with missing energy.

This paper demonstrates a general philosophy that can be taken when attempting to exclude the entire parameter space of any restrictive slice of a model such as the MSSM. The CMSSM serves as a nice example for demonstrating the importance of complimentary experiments — it is our job to be sure we are looking under every possible rock as we search for the signs of beyond the Standard Model physics.

Going into the future, due to the compactness of the CMSSM parameter space, the masses of the heaviest particles are all beneath 30 TeV and the heaviest particles are colored. Since all R -odd superparticles can be made through the decays of colored particles, it is possible to discover all of these states at a “human-buildable,” *e.g.* $\sqrt{s} = 100$ TeV, hadron collider in the foreseeable future. Fortunately, for most of the parameter space, discoveries of physics beyond the Standard Model should have occurred beforehand.

Acknowledgments

We thank Ben Allanach, Asimina Arvanitaki, Patrick Draper, Paolo Gondolo, Kiel Howe, Junwu Huang, Mariangela Lisanti, Aaron Pierce, Michael Peskin, David Sanford, and Hai Bo Yu for many helpful discussions, and Kiel Howe for the data to make the 10 event lines in the figures. TC and JGW are supported by the US Department of Energy under contract number DE-AC02-76SF00515. We thank the Stanford FarmShare cluster and especially Jason Bishop for providing the computing resources necessary to map out the CMSSM.

Appendix A: CMSSM Map Making Kit

This appendix provides the details for utilizing the data files which are contained within the tarball for this paper on the arXiv. These files contain one CMSSM input point per cell (which will yield a Higgs mass in the range $122 \text{ GeV} \lesssim m_h \lesssim 128 \text{ GeV}$ and relic density in the range $0.08 \lesssim \Omega h^2 \lesssim 0.14$) for all figures which require explicit parameters. Our goal is for anyone with a working version of `SoftSUSY` and `DarkSUSY` to explore the CMSSM themselves in order to find their own benchmark points.

1. SoftSUSY Input Card.

This is the input card we use to compute the spectra using **SoftSUSY** v3.3.7:

```
# SOFTSUSY (v1.8 or higher): SPS1a input
Block MODSEL          # Select model
  1      1             # CMSSM
  1      1             # Amount of grid points
Block SMINPUTS         # Standard Model inputs
  1      1.279340000e+02 # alpha^(-1) SM MSbar(MZ)
  2      1.166370000e-05 # G_Fermi
  3      1.172000000e-01 # alpha_s(MZ) SM MSbar
  4      9.118760000e+01 # MZ(pole)
  5      4.250000000e+00 # mb(mb) SM MSbar
  6      1.743000000e+02 # mtop(pole)
  7      1.777000000e+00 # mtau(pole)

Block SOFTSUSY         # Optional SOFTSUSY-specific parameters
  1      1.000000000e-06 # Numerical precision: suggested range 10^(-3...-6)
  2      0.000000000e+00 # Quark mixing parameter: see manual
  4      1.000000000e+00 # Default scale choice
  5      1.000000000000 # Include 2-loop scalar mass squared/trilinear
  7      2.000000000000 # Number of Higgs loops

Block MINPAR
  1      M_0
  2      M_{1/2}
  3      tan\beta
  4      sign(\mu)
  5      A_0
```

The CMSSM inputs are specified by replacing the variables with the desired input values in the “MINPAR” block.

2. Format of Data Files

Data files are available in the tarball on arXiv in connection to the preprint of this paper. We have generated a data file corresponding to each region for all figures. The files are named by the dark matter classification and the corresponding figure number. The data is organized so that each row is one set of CMSSM inputs, separated by a comma and a space. The order is

$$M_0, M_{\frac{1}{2}}, A_0, \text{sign}(\mu), \tan \beta$$

The mass spectrum computed with **SoftSUSY** for all benchmarks, along with the cross sections computed with **Prospino**, and the decay tables computed with **SUSYHIT** for all LHC13 observable examples are also available on the arXiv.

-
- [1] **ATLAS** Collaboration, G. Aad *et al.*, “Observation of a new particle in the search for the Standard Model Higgs boson with the ATLAS detector at the LHC,” *Phys.Lett.* **B716** (2012) 1–29, [arXiv:1207.7214 \[hep-ex\]](#).
 - [2] **CMS** Collaboration, S. Chatrchyan *et al.*, “Observation of a new boson at a mass of 125 GeV with the CMS experiment at the LHC,” *Phys.Lett.* **B716** (2012) 30–61, [arXiv:1207.7235 \[hep-ex\]](#).
 - [3] **Planck** Collaboration, P. Ade *et al.*, “Planck 2013 results. XVI. Cosmological parameters,” [arXiv:1303.5076 \[astro-ph.CO\]](#).
 - [4] S. Dimopoulos and H. Georgi, “Softly Broken Supersymmetry and SU(5),” *Nucl.Phys.* **B193** (1981) 150.
 - [5] S. Dimopoulos, S. Raby, and F. Wilczek, “Supersymmetry and the Scale of Unification,” *Phys.Rev.* **D24** (1981) 1681–1683.
 - [6] M. Drees and M. M. Nojiri, “The Neutralino relic density in minimal $N = 1$ supergravity,” *Phys.Rev.* **D47** (1993) 376–408, [arXiv:hep-ph/9207234 \[hep-ph\]](#).
 - [7] V. D. Barger and C. Kao, “Relic density of neutralino dark matter in supergravity models,” *Phys.Rev.* **D57** (1998) 3131–3139, [arXiv:hep-ph/9704403 \[hep-ph\]](#).
 - [8] Y. Okada, M. Yamaguchi, and T. Yanagida, “Upper bound of the lightest Higgs boson mass in the minimal supersymmetric standard model,” *Prog.Theor.Phys.* **85** (1991) 1–6.
 - [9] Y. Okada, M. Yamaguchi, and T. Yanagida, “Renormalization group analysis on the Higgs mass in the softly broken supersymmetric standard model,” *Phys.Lett.* **B262** (1991) 54–58.
 - [10] H. E. Haber and R. Hempfling, “The Renormalization group improved Higgs sector of the minimal supersymmetric model,” *Phys.Rev.* **D48** (1993) 4280–4309, [arXiv:hep-ph/9307201 \[hep-ph\]](#).
 - [11] H. E. Haber, R. Hempfling, and A. H. Hoang, “Approximating the radiatively corrected Higgs mass in the minimal supersymmetric model,” *Z.Phys.* **C75** (1997) 539–554, [arXiv:hep-ph/9609331 \[hep-ph\]](#).
 - [12] **LEP Working Group for Higgs boson searches, ALEPH , DELPHI, L3, OPAL** Collaboration, R. Barate *et al.*, “Search for the standard model Higgs boson at LEP,” *Phys.Lett.* **B565** (2003) 61–75, [arXiv:hep-ex/0306033 \[hep-ex\]](#).

- [13] L. J. Hall, D. Pinner, and J. T. Ruderman, “A Natural SUSY Higgs Near 126 GeV,” *JHEP* **1204** (2012) 131, [arXiv:1112.2703 \[hep-ph\]](#).
- [14] M. Carena, S. Gori, N. R. Shah, and C. E. Wagner, “A 125 GeV SM-like Higgs in the MSSM and the $\gamma\gamma$ rate,” *JHEP* **1203** (2012) 014, [arXiv:1112.3336 \[hep-ph\]](#).
- [15] C. F. Berger, J. S. Gainer, J. L. Hewett, and T. G. Rizzo, “Supersymmetry Without Prejudice,” *JHEP* **0902** (2009) 023, [arXiv:0812.0980 \[hep-ph\]](#).
- [16] M. W. Cahill-Rowley, J. L. Hewett, A. Ismail, and T. G. Rizzo, “The Higgs Sector and Fine-Tuning in the pMSSM,” *Phys.Rev.* **D86** (2012) 075015, [arXiv:1206.5800 \[hep-ph\]](#).
- [17] A. H. Chamseddine, R. L. Arnowitt, and P. Nath, “Locally Supersymmetric Grand Unification,” *Phys.Rev.Lett.* **49** (1982) 970.
- [18] R. Barbieri, S. Ferrara, and C. A. Savoy, “Gauge Models with Spontaneously Broken Local Supersymmetry,” *Phys.Lett.* **B119** (1982) 343.
- [19] L. J. Hall, J. D. Lykken, and S. Weinberg, “Supergravity as the Messenger of Supersymmetry Breaking,” *Phys.Rev.* **D27** (1983) 2359–2378.
- [20] H. Baer, V. Barger, and A. Mustafayev, “Implications of a 125 GeV Higgs scalar for LHC SUSY and neutralino dark matter searches,” *Phys.Rev.* **D85** (2012) 075010, [arXiv:1112.3017 \[hep-ph\]](#).
- [21] H. Baer, V. Barger, P. Huang, D. Mickelson, A. Mustafayev, *et al.*, “Post-LHC7 fine-tuning in the mSUGRA/CMSSM model with a 125 GeV Higgs boson,” [arXiv:1210.3019 \[hep-ph\]](#).
- [22] H. Baer, V. Barger, and A. Mustafayev, “Neutralino dark matter in mSUGRA/CMSSM with a 125 GeV light Higgs scalar,” *JHEP* **1205** (2012) 091, [arXiv:1202.4038 \[hep-ph\]](#).
- [23] A. Arbey, M. Battaglia, A. Djouadi, F. Mahmoudi, and J. Quevillon, “Implications of a 125 GeV Higgs for supersymmetric models,” *Phys.Lett.* **B708** (2012) 162–169, [arXiv:1112.3028 \[hep-ph\]](#).
- [24] M. Kadastik, K. Kannike, A. Racioppi, and M. Raidal, “Implications of the 125 GeV Higgs boson for scalar dark matter and for the CMSSM phenomenology,” *JHEP* **1205** (2012) 061, [arXiv:1112.3647 \[hep-ph\]](#).
- [25] O. Buchmueller, R. Cavanaugh, A. De Roeck, M. Dolan, J. Ellis, *et al.*, “Higgs and Supersymmetry,” *Eur.Phys.J.* **C72** (2012) 2020, [arXiv:1112.3564 \[hep-ph\]](#).
- [26] O. Buchmueller, R. Cavanaugh, M. Citron, A. De Roeck, M. Dolan, *et al.*, “The CMSSM

- and NUHM1 in Light of 7 TeV LHC, B_s to $\mu+\mu-$ and XENON100 Data,” *Eur.Phys.J.* **C72** (2012) 2243, [arXiv:1207.7315 \[hep-ph\]](#).
- [27] J. Ellis and K. A. Olive, “Revisiting the Higgs Mass and Dark Matter in the CMSSM,” *Eur.Phys.J.* **C72** (2012) 2005, [arXiv:1202.3262 \[hep-ph\]](#).
- [28] J. Cao, Z. Heng, D. Li, and J. M. Yang, “Current experimental constraints on the lightest Higgs boson mass in the constrained MSSM,” *Phys.Lett.* **B710** (2012) 665–670, [arXiv:1112.4391 \[hep-ph\]](#).
- [29] S. Akula, P. Nath, and G. Peim, “Implications of the Higgs Boson Discovery for mSUGRA,” *Phys.Lett.* **B717** (2012) 188–192, [arXiv:1207.1839 \[hep-ph\]](#).
- [30] A. Fowlie, M. Kazana, K. Kowalska, S. Munir, L. Roszkowski, *et al.*, “The CMSSM Favoring New Territories: The Impact of New LHC Limits and a 125 GeV Higgs,” *Phys.Rev.* **D86** (2012) 075010, [arXiv:1206.0264 \[hep-ph\]](#).
- [31] K. Kowalska, L. Roszkowski, and E. M. Sessolo, “Two ultimate tests of constrained supersymmetry,” *JHEP* **1306** (2013) 078, [arXiv:1302.5956 \[hep-ph\]](#).
- [32] G. Bertone, D. G. Cerdeno, M. Fornasa, R. Ruiz de Austri, C. Strege, *et al.*, “Global fits of the cMSSM including the first LHC and XENON100 data,” *JCAP* **1201** (2012) 015, [arXiv:1107.1715 \[hep-ph\]](#).
- [33] C. Strege, G. Bertone, D. Cerdeno, M. Fornasa, R. Ruiz de Austri, *et al.*, “Updated global fits of the cMSSM including the latest LHC SUSY and Higgs searches and XENON100 data,” *JCAP* **1203** (2012) 030, [arXiv:1112.4192 \[hep-ph\]](#).
- [34] C. Strege, G. Bertone, F. Feroz, M. Fornasa, R. Ruiz de Austri, *et al.*, “Global Fits of the cMSSM and NUHM including the LHC Higgs discovery and new XENON100 constraints,” *JCAP* **1304** (2013) 013, [arXiv:1212.2636 \[hep-ph\]](#).
- [35] D. Ghosh, M. Guchait, S. Raychaudhuri, and D. Sengupta, “How Constrained is the cMSSM?,” *Phys.Rev.* **D86** (2012) 055007, [arXiv:1205.2283 \[hep-ph\]](#).
- [36] A. Dighe, D. Ghosh, K. M. Patel, and S. Raychaudhuri, “Testing Times for Supersymmetry: Looking Under the Lamp Post,” [arXiv:1303.0721 \[hep-ph\]](#).
- [37] E. A. Baltz and P. Gondolo, “Markov chain Monte Carlo exploration of minimal supergravity with implications for dark matter,” *JHEP* **0410** (2004) 052, [arXiv:hep-ph/0407039 \[hep-ph\]](#).
- [38] G. L. Kane, C. F. Kolda, L. Roszkowski, and J. D. Wells, “Study of constrained minimal

- supersymmetry,” *Phys.Rev.* **D49** (1994) 6173–6210, [arXiv:hep-ph/9312272](#) [[hep-ph](#)].
- [39] R. Barbier, C. Berat, M. Besancon, M. Chemtob, A. Deandrea, *et al.*, “R-parity violating supersymmetry,” *Phys.Rept.* **420** (2005) 1–202, [arXiv:hep-ph/0406039](#) [[hep-ph](#)].
- [40] T. Moroi and L. Randall, “Wino cold dark matter from anomaly mediated SUSY breaking,” *Nucl.Phys.* **B570** (2000) 455–472, [arXiv:hep-ph/9906527](#) [[hep-ph](#)].
- [41] G. B. Gelmini and P. Gondolo, “Neutralino with the right cold dark matter abundance in (almost) any supersymmetric model,” *Phys.Rev.* **D74** (2006) 023510, [arXiv:hep-ph/0602230](#) [[hep-ph](#)].
- [42] B. S. Acharya, G. Kane, S. Watson, and P. Kumar, “A Non-thermal WIMP Miracle,” *Phys.Rev.* **D80** (2009) 083529, [arXiv:0908.2430](#) [[astro-ph.CO](#)].
- [43] N. Arkani-Hamed, A. Delgado, and G. Giudice, “The Well-tempered neutralino,” *Nucl.Phys.* **B741** (2006) 108–130, [arXiv:hep-ph/0601041](#) [[hep-ph](#)].
- [44] J. L. Feng, K. T. Matchev, and T. Moroi, “Multi - TeV scalars are natural in minimal supergravity,” *Phys.Rev.Lett.* **84** (2000) 2322–2325, [arXiv:hep-ph/9908309](#) [[hep-ph](#)].
- [45] J. L. Feng, K. T. Matchev, and F. Wilczek, “Neutralino dark matter in focus point supersymmetry,” *Phys.Lett.* **B482** (2000) 388–399, [arXiv:hep-ph/0004043](#) [[hep-ph](#)].
- [46] J. L. Feng, K. T. Matchev, and D. Sanford, “Focus Point Supersymmetry Redux,” *Phys.Rev.* **D85** (2012) 075007, [arXiv:1112.3021](#) [[hep-ph](#)].
- [47] J. L. Feng and D. Sanford, “A Natural 125 GeV Higgs Boson in the MSSM from Focus Point Supersymmetry with A-Terms,” *Phys.Rev.* **D86** (2012) 055015, [arXiv:1205.2372](#) [[hep-ph](#)].
- [48] T. Cohen, D. J. Phalen, and A. Pierce, “On the Correlation Between the Spin-Independent and Spin-Dependent Direct Detection of Dark Matter,” *Phys.Rev.* **D81** (2010) 116001, [arXiv:1001.3408](#) [[hep-ph](#)].
- [49] C. Cheung, L. J. Hall, D. Pinner, and J. T. Ruderman, “Prospects and Blind Spots for Neutralino Dark Matter,” [arXiv:1211.4873](#) [[hep-ph](#)].
- [50] P. Draper, J. Feng, P. Kant, S. Profumo, and D. Sanford, “Dark Matter Detection in Focus Point Supersymmetry,” [arXiv:1304.1159](#) [[hep-ph](#)].
- [51] M. Citron, J. Ellis, F. Luo, J. Marrouche, K. Olive, *et al.*, “The End of the CMSSM Coannihilation Strip is Nigh,” [arXiv:1212.2886](#) [[hep-ph](#)].
- [52] J. R. Ellis, K. A. Olive, and Y. Santoso, “Calculations of neutralino stop coannihilation in

- the CMSSM,” *Astropart.Phys.* **18** (2003) 395–432, [arXiv:hep-ph/0112113](#) [hep-ph].
- [53] B. Allanach and C. Lester, “Multi-dimensional mSUGRA likelihood maps,” *Phys.Rev.* **D73** (2006) 015013, [arXiv:hep-ph/0507283](#) [hep-ph].
- [54] R. R. de Austri, R. Trotta, and L. Roszkowski, “A Markov chain Monte Carlo analysis of the CMSSM,” *JHEP* **0605** (2006) 002, [arXiv:hep-ph/0602028](#) [hep-ph].
- [55] Y. Akrami, P. Scott, J. Edsjo, J. Conrad, and L. Bergstrom, “A Profile Likelihood Analysis of the Constrained MSSM with Genetic Algorithms,” *JHEP* **1004** (2010) 057, [arXiv:0910.3950](#) [hep-ph].
- [56] R. Trotta, F. Feroz, M. P. Hobson, L. Roszkowski, and R. Ruiz de Austri, “The Impact of priors and observables on parameter inferences in the Constrained MSSM,” *JHEP* **0812** (2008) 024, [arXiv:0809.3792](#) [hep-ph].
- [57] M. Bridges, K. Cranmer, F. Feroz, M. Hobson, R. R. de Austri, *et al.*, “A Coverage Study of the CMSSM Based on ATLAS Sensitivity Using Fast Neural Networks Techniques,” *JHEP* **1103** (2011) 012, [arXiv:1011.4306](#) [hep-ph].
- [58] F. Feroz, K. Cranmer, M. Hobson, R. Ruiz de Austri, and R. Trotta, “Challenges of Profile Likelihood Evaluation in Multi-Dimensional SUSY Scans,” *JHEP* **1106** (2011) 042, [arXiv:1101.3296](#) [hep-ph].
- [59] O. Buchmueller, R. Cavanaugh, A. De Roeck, J. Ellis, H. Flacher, *et al.*, “Likelihood Functions for Supersymmetric Observables in Frequentist Analyses of the CMSSM and NUHM1,” *Eur.Phys.J.* **C64** (2009) 391–415, [arXiv:0907.5568](#) [hep-ph].
- [60] B. Allanach, A. Djouadi, J. Kneur, W. Porod, and P. Slavich, “Precise determination of the neutral Higgs boson masses in the MSSM,” *JHEP* **0409** (2004) 044, [arXiv:hep-ph/0406166](#) [hep-ph].
- [61] **LEP2 SUSY Working Group** Collaboration, S. Ask *et al.*, “Charginos, at large m_0 ,” Tech. Rep. LEPSUSYWG/02-05.1, CERN, 2004.
- [62] B. Allanach, D. P. George, and B. Gripaios, “The dark side of the μ : on multiple solutions to renormalisation group equations, and why the CMSSM is not necessarily being ruled out,” [arXiv:1304.5462](#) [hep-ph].
- [63] B. Allanach, “SOFTSUSY: a program for calculating supersymmetric spectra,” *Comput.Phys.Commun.* **143** (2002) 305–331, [arXiv:hep-ph/0104145](#) [hep-ph].
- [64] D. M. Pierce, J. A. Bagger, K. T. Matchev, and R.-j. Zhang, “Precision corrections in the

- minimal supersymmetric standard model,” *Nucl.Phys.* **B491** (1997) 3–67, [arXiv:hep-ph/9606211 \[hep-ph\]](#).
- [65] S. P. Martin, “Three-loop corrections to the lightest Higgs scalar boson mass in supersymmetry,” *Phys.Rev.* **D75** (2007) 055005, [arXiv:hep-ph/0701051 \[hep-ph\]](#).
- [66] R. Harlander, P. Kant, L. Mihaila, and M. Steinhauser, “Higgs boson mass in supersymmetry to three loops,” *Phys.Rev.Lett.* **100** (2008) 191602, [arXiv:0803.0672 \[hep-ph\]](#).
- [67] P. Kant, R. Harlander, L. Mihaila, and M. Steinhauser, “Light MSSM Higgs boson mass to three-loop accuracy,” *JHEP* **1008** (2010) 104, [arXiv:1005.5709 \[hep-ph\]](#).
- [68] P. Gondolo, J. Edsjo, P. Ullio, L. Bergstrom, M. Schelke, *et al.*, “DarkSUSY: Computing supersymmetric dark matter properties numerically,” *JCAP* **0407** (2004) 008, [arXiv:astro-ph/0406204 \[astro-ph\]](#).
- [69] G. Belanger, F. Boudjema, P. Brun, A. Pukhov, S. Rosier-Lees, *et al.*, “Indirect search for dark matter with micrOMEGAs2.4,” *Comput.Phys.Commun.* **182** (2011) 842–856, [arXiv:1004.1092 \[hep-ph\]](#).
- [70] G. Belanger, F. Boudjema, A. Pukhov, and A. Semenov, “micrOMEGAs: Version 1.3,” *Comput.Phys.Commun.* **174** (2006) 577–604, [arXiv:hep-ph/0405253 \[hep-ph\]](#).
- [71] G. Belanger, F. Boudjema, A. Pukhov, and A. Semenov, “MicrOMEGAs: A Program for calculating the relic density in the MSSM,” *Comput.Phys.Commun.* **149** (2002) 103–120, [arXiv:hep-ph/0112278 \[hep-ph\]](#).
- [72] A. Djouadi, M. Muhlleitner, and M. Spira, “Decays of supersymmetric particles: The Program SUSY-HIT (SUSpect-SdecaY-Hdecay-InTerface),” *Acta Phys.Polon.* **B38** (2007) 635–644, [arXiv:hep-ph/0609292 \[hep-ph\]](#).
- [73] S. P. Martin, “A Supersymmetry primer,” [arXiv:hep-ph/9709356 \[hep-ph\]](#).
- [74] J. A. Casas, “Charge and color breaking,” [arXiv:hep-ph/9707475 \[hep-ph\]](#).
- [75] S. Abel and T. Falk, “Charge and color breaking in the constrained MSSM,” *Phys.Lett.* **B444** (1998) 427–434, [arXiv:hep-ph/9810297 \[hep-ph\]](#).
- [76] T. Falk, K. A. Olive, L. Roszkowski, and M. Srednicki, “New constraints on superpartner masses,” *Phys.Lett.* **B367** (1996) 183–187, [arXiv:hep-ph/9510308 \[hep-ph\]](#).
- [77] T. Falk, K. A. Olive, L. Roszkowski, A. Singh, and M. Srednicki, “Constraints from inflation and reheating on superpartner masses,” *Phys.Lett.* **B396** (1997) 50–57,

- arXiv:hep-ph/9611325 [hep-ph].
- [78] A. Kusenko, P. Langacker, and G. Segre, “Phase transitions and vacuum tunneling into charge and color breaking minima in the MSSM,” *Phys.Rev.* **D54** (1996) 5824–5834, arXiv:hep-ph/9602414 [hep-ph].
 - [79] W. Beenakker, R. Hopker, and M. Spira, “PROSPINO: A Program for the production of supersymmetric particles in next-to-leading order QCD,” arXiv:hep-ph/9611232 [hep-ph].
 - [80] W. Beenakker, R. Hopker, M. Spira, and P. Zerwas, “Squark and gluino production at hadron colliders,” *Nucl.Phys.* **B492** (1997) 51–103, arXiv:hep-ph/9610490 [hep-ph].
 - [81] W. Beenakker, M. Kramer, T. Plehn, M. Spira, and P. Zerwas, “Stop production at hadron colliders,” *Nucl.Phys.* **B515** (1998) 3–14, arXiv:hep-ph/9710451 [hep-ph].
 - [82] W. Beenakker, M. Klasen, M. Kramer, T. Plehn, M. Spira, *et al.*, “The Production of charginos / neutralinos and sleptons at hadron colliders,” *Phys.Rev.Lett.* **83** (1999) 3780–3783, arXiv:hep-ph/9906298 [hep-ph].
 - [83] J. Alwall, M.-P. Le, M. Lisanti, and J. G. Wacker, “Searching for Directly Decaying Gluinos at the Tevatron,” *Phys.Lett.* **B666** (2008) 34–37, arXiv:0803.0019 [hep-ph].
 - [84] J. Alwall, M.-P. Le, M. Lisanti, and J. G. Wacker, “Model-Independent Jets plus Missing Energy Searches,” *Phys.Rev.* **D79** (2009) 015005, arXiv:0809.3264 [hep-ph].
 - [85] E. Aprile, E. Baltz, A. Curioni, K.-L. Giboni, C. Hailey, *et al.*, “XENON: A 1 Tonne liquid xenon experiment for a sensitive dark matter search,” arXiv:astro-ph/0207670 [astro-ph].
 - [86] H. Gong, K. Giboni, X. Ji, A. Tan, and L. Zhao, “The Cryogenic System for the Panda-X Dark Matter Search Experiment,” *JINST* **8** (2013) P01002, arXiv:1207.5100 [astro-ph.IM].
 - [87] **LUX** Collaboration, D. Akerib *et al.*, “The Large Underground Xenon (LUX) Experiment,” *Nucl.Instrum.Meth.* **A704** (2013) 111–126, arXiv:1211.3788 [physics.ins-det].
 - [88] **CDMS-II** Collaboration, P. L. Brink *et al.*, “Beyond the CDMS-II dark matter search: SuperCDMS,” *eConf* **C041213** (2004) 2529, arXiv:astro-ph/0503583 [astro-ph].
 - [89] R. Gaitskell and J. Filippini, “DM Tools,” <http://dmtools.brown.edu/>.
 - [90] J. R. Ellis, K. A. Olive, and C. Savage, “Hadronic Uncertainties in the Elastic Scattering of Supersymmetric Dark Matter,” *Phys.Rev.* **D77** (2008) 065026, arXiv:0801.3656

[hep-ph].

- [91] J. Giedt, A. W. Thomas, and R. D. Young, “Dark matter, the CMSSM and lattice QCD,” *Phys.Rev.Lett.* **103** (2009) 201802, [arXiv:0907.4177](#) [hep-ph].
- [92] P. Junnarkar and A. Walker-Loud, “The Scalar Strange Content of the Nucleon from Lattice QCD,” [arXiv:1301.1114](#) [hep-lat].
- [93] R. Barbieri and G. Giudice, “Upper Bounds on Supersymmetric Particle Masses,” *Nucl.Phys.* **B306** (1988) 63.
- [94] A. Arvanitaki, N. Craig, S. Dimopoulos, and G. Villadoro, “Mini-Split,” *JHEP* **1302** (2013) 126, [arXiv:1210.0555](#) [hep-ph].
- [95] **XENON100** Collaboration, E. Aprile *et al.*, “Dark Matter Results from 225 Live Days of XENON100 Data,” *Phys.Rev.Lett.* **109** (2012) 181301, [arXiv:1207.5988](#) [astro-ph.CO].
- [96] **ATLAS** Collaboration, G. Aad *et al.*, “Search for squarks and gluinos with the ATLAS detector in final states with jets and missing transverse momentum using 4.7 fb⁻¹ of $\sqrt{s} = 7$ TeV proton-proton collision data,” *Phys.Rev.* **D87** (2013) 012008, [arXiv:1208.0949](#) [hep-ex].
- [97] **CMS** Collaboration, S. Chatrchyan *et al.*, “Search for physics beyond the standard model in events with a Z boson, jets, and missing transverse energy in pp collisions at $\sqrt{s} = 7$ TeV,” *Phys.Lett.* **B716** (2012) 260–284, [arXiv:1204.3774](#) [hep-ex].
- [98] **CMS** Collaboration, S. Chatrchyan *et al.*, “Search for supersymmetry with the razor variables at CMS,” CMS-PAS-SUS-12-005.
- [99] D. S. Alves, E. Izaguirre, and J. G. Wacker, “Where the Sidewalk Ends: Jets and Missing Energy Search Strategies for the 7 TeV LHC,” *JHEP* **1110** (2011) 012, [arXiv:1102.5338](#) [hep-ph].
- [100] **ATLAS** Collaboration, G. Aad *et al.*, “Search for direct production of charginos and neutralinos in events with three leptons and missing transverse momentum in 21 fb⁻¹ of pp collisions at $\sqrt{s} = 8$ TeV with the ATLAS detector,”.
- [101] P. Scott, J. Conrad, J. Edsjo, L. Bergstrom, C. Farnier, *et al.*, “Direct Constraints on Minimal Supersymmetry from Fermi-LAT Observations of the Dwarf Galaxy Segue 1,” *JCAP* **1001** (2010) 031, [arXiv:0909.3300](#) [astro-ph.CO].
- [102] J. Ripken, J. Conrad, and P. Scott, “Implications for constrained supersymmetry of combined H.E.S.S. observations of dwarf galaxies, the Galactic halo and the Galactic

- Centre,” *JCAP* **1111** (2011) 004, [arXiv:1012.3939](#) [[astro-ph.HE](#)].
- [103] **Fermi-LAT** Collaboration, M. Ackermann *et al.*, “Constraining Dark Matter Models from a Combined Analysis of Milky Way Satellites with the Fermi Large Area Telescope,” *Phys.Rev.Lett.* **107** (2011) 241302, [arXiv:1108.3546](#) [[astro-ph.HE](#)].
- [104] D. Hooper, C. Kelso, and F. S. Queiroz, “Stringent and Robust Constraints on the Dark Matter Annihilation Cross Section From the Region of the Galactic Center,” [arXiv:1209.3015](#) [[astro-ph.HE](#)].
- [105] **CTA** Collaboration, M. Doro *et al.*, “Dark Matter and Fundamental Physics with the Cherenkov Telescope Array,” *Astropart.Phys.* **43** (2013) 189–214, [arXiv:1208.5356](#) [[astro-ph.IM](#)].
- [106] J. Ripken, A. Cuoco, H.-S. Zechlin, J. Conrad, and D. Horns, “The sensitivity of Cherenkov telescopes to dark matter and astrophysically induced anisotropies in the diffuse gamma-ray background,” [arXiv:1211.6922](#) [[astro-ph.HE](#)].
- [107] K. Howe and P. Saraswat, “Excess Higgs Production in Neutralino Decays,” *JHEP* **1210** (2012) 065, [arXiv:1208.1542](#) [[hep-ph](#)].
- [108] A. Arbey, M. Battaglia, and F. Mahmoudi, “Higgs Production in Neutralino Decays in the MSSM - The LHC and a Future e+e- Collider,” [arXiv:1212.6865](#) [[hep-ph](#)].
- [109] H. Baer, V. Barger, A. Lessa, W. Sreethawong, and X. Tata, “Wh plus missing- E_T signature from gaugino pair production at the LHC,” *Phys.Rev.* **D85** (2012) 055022, [arXiv:1201.2949](#) [[hep-ph](#)].
- [110] J. R. Ellis, T. Falk, and K. A. Olive, “Neutralino - Stau coannihilation and the cosmological upper limit on the mass of the lightest supersymmetric particle,” *Phys.Lett.* **B444** (1998) 367–372, [arXiv:hep-ph/9810360](#) [[hep-ph](#)].
- [111] R. L. Arnowitt, B. Dutta, T. Kamon, N. Koley, and D. A. Toback, “Detection of SUSY in the stau-neutralino coannihilation region at the LHC,” *Phys.Lett.* **B639** (2006) 46–53, [arXiv:hep-ph/0603128](#) [[hep-ph](#)].
- [112] **ATLAS** Collaboration, G. Aad *et al.*, “Searches for heavy long-lived sleptons and R-Hadrons with the ATLAS detector in pp collisions at $\sqrt{s} = 7$ TeV,” *Phys.Lett.* **B720** (2013) 277–308, [arXiv:1211.1597](#) [[hep-ex](#)].
- [113] J. Harz, B. Herrmann, M. Klasen, K. Kovarik, and Q. L. Boul’h, “Neutralino-stop co-annihilation into electroweak gauge and Higgs bosons at one loop,” *Phys.Rev.* **D87**

- (2013) 054031, [arXiv:1212.5241](#) [hep-ph].
- [114] M. Drees and M. M. Nojiri, “New contributions to coherent neutralino - nucleus scattering,” *Phys.Rev.* **D47** (1993) 4226–4232, [arXiv:hep-ph/9210272](#) [hep-ph].
 - [115] M. Drees and M. Nojiri, “Neutralino - nucleon scattering revisited,” *Phys.Rev.* **D48** (1993) 3483–3501, [arXiv:hep-ph/9307208](#) [hep-ph].
 - [116] A. Djouadi, M. Drees, P. Fileviez Perez, and M. Muhlleitner, “Loop induced Higgs and Z boson couplings to neutralinos and implications for collider and dark matter searches,” *Phys.Rev.* **D65** (2002) 075016, [arXiv:hep-ph/0109283](#) [hep-ph].
 - [117] M. D’Onofrio, K. Rummukainen, and A. Tranberg, “The sphaleron rate at the electroweak crossover with 125 GeV Higgs mass,” *PoS LATTICE2012* (2012) 055, [arXiv:1212.3206](#) [hep-ph].
 - [118] T. Cohen, D. E. Morrissey, and A. Pierce, “Changes in Dark Matter Properties After Freeze-Out,” *Phys.Rev.* **D78** (2008) 111701, [arXiv:0808.3994](#) [hep-ph].
 - [119] S. Kraml and A. Raklev, “Same-sign top quarks as signature of light stops at the LHC,” *Phys.Rev.* **D73** (2006) 075002, [arXiv:hep-ph/0512284](#) [hep-ph].