

Constraining the symmetry energy at subsaturation densities using isotope binding energy difference and neutron skin thickness

Zhen Zhang¹ and Lie-Wen Chen^{*1,2}

¹*Department of Physics and Astronomy and Shanghai Key Laboratory for Particle Physics and Cosmology, Shanghai Jiao Tong University, Shanghai 200240, China*

²*Center of Theoretical Nuclear Physics, National Laboratory of Heavy Ion Accelerator, Lanzhou 730000, China*
(Dated: September 28, 2018)

We show that the neutron skin thickness Δr_{np} of heavy nuclei is uniquely fixed by the symmetry energy density slope $L(\rho)$ at a subsaturation cross density $\rho_c \approx 0.11 \text{ fm}^{-3}$ rather than at saturation density ρ_0 , while the binding energy difference ΔE between a heavy isotope pair is essentially determined by the magnitude of the symmetry energy $E_{\text{sym}}(\rho)$ at the same ρ_c . Furthermore, we find a value of $L(\rho_c)$ leads to a negative $E_{\text{sym}}(\rho_0)$ - $L(\rho_0)$ correlation while a value of $E_{\text{sym}}(\rho_c)$ leads to a positive one. Using data on Δr_{np} of Sn isotopes and ΔE of a number of heavy isotope pairs, we obtain simultaneously $E_{\text{sym}}(\rho_c) = 26.65 \pm 0.20 \text{ MeV}$ and $L(\rho_c) = 46.0 \pm 4.5 \text{ MeV}$ at 95% confidence level, whose extrapolation gives $E_{\text{sym}}(\rho_0) = 32.3 \pm 1.0 \text{ MeV}$ and $L(\rho_0) = 45.2 \pm 10.0 \text{ MeV}$. The implication of these new constraints on the Δr_{np} of ^{208}Pb and the core-crust transition density in neutron stars is discussed.

PACS numbers: 21.65.Ef, 21.10.Gv, 21.30.Fe, 26.60.Gj

I. INTRODUCTION

The determination of density dependence of the symmetry energy $E_{\text{sym}}(\rho)$, which characterizes the isospin dependent part of the equation of state (EOS) of asymmetric nuclear matter, is of fundamental importance due to its multifaceted roles in nuclear physics and astrophysics [1–4] as well as some issues of new physics beyond the standard model [5–7]. Due to the particularity of nuclear saturation density ρ_0 ($\sim 0.16 \text{ fm}^{-3}$), a lot of works have been devoted to constraining quantitatively the magnitude and density slope of the symmetry energy at ρ_0 , i.e., $E_{\text{sym}}(\rho_0)$ and $L(\rho_0)$, by analyzing terrestrial nuclear experiments and astrophysical observations. Although significant progress has been made during the last decade, large uncertainties on $E_{\text{sym}}(\rho_0)$ and $L(\rho_0)$ still exist (See, e.g., Refs. [2–4, 8–11]). For example, while the value of $E_{\text{sym}}(\rho_0)$ is determined to be around $30 \pm 4 \text{ MeV}$, the extracted $L(\rho_0)$ varies drastically from about 20 to 115 MeV, depending on the observables and analysis methods. To better understand the model dependence of the constraints and reduce the uncertainties is thus of critical importance and remains a big challenge in the community. In this work, we show the isotope binding energy difference and neutron skin thickness of heavy nuclei can be used to stringently constrain the subsaturation density behavior of the symmetry energy.

The neutron skin thickness $\Delta r_{np} = \langle r_n^2 \rangle^{1/2} - \langle r_p^2 \rangle^{1/2}$ of heavy nuclei, i.e., the difference of the neutron and proton rms radii, has been shown to be a good probe of $E_{\text{sym}}(\rho)$ [12–23], and this provides a strong motivation for the Lead Radius Experiment (PREX) being performed at the Jefferson Laboratory to determine the $\langle r_n^2 \rangle^{1/2}$ of

^{208}Pb to about 1% accuracy by measuring the parity-violating electroweak asymmetry in the elastic scattering of polarized electrons from ^{208}Pb [24–26]. Physically, the Δr_{np} depends on the pressure of neutron-rich matter in nuclei which will balance against the pressure due to nuclear surface tension [13]. Since the pressure of neutron-rich matter is essentially controlled by the density dependence of $E_{\text{sym}}(\rho)$ and the characteristic (average) density in finite nuclei is less than ρ_0 (See, e.g., Ref. [27]), one expects that the Δr_{np} should depend on the subsaturation density behaviors of the $E_{\text{sym}}(\rho)$ [2]. Brown and Typel [12] noted firstly that the Δr_{np} of heavy nuclei from model calculations is linearly correlated with the pressure of pure neutron matter at a subsaturation density of 0.1 fm^{-3} . The linear correlation of the Δr_{np} with both $E_{\text{sym}}(\rho_0)$ and $L(\rho_0)$ has also been observed in mean-field calculations [12–21] using many existing nuclear effective interactions.

Recently, a remarkable negative correlation between $E_{\text{sym}}(\rho_0)$ and $L(\rho_0)$ has been obtained by analyzing existing data on Δr_{np} of Sn isotopes [28], showing a striking contrast to other constraints that essentially give a positive $E_{\text{sym}}(\rho_0)$ - $L(\rho_0)$ correlation (See, e.g., Refs. [9–11]). A negative correlation between $E_{\text{sym}}(\rho_0)$ and $L(\rho_0)$ has also been observed for a fixed value of Δr_{np} in ^{208}Pb [29]. It is thus of great interest to understand the physics behind this negative $E_{\text{sym}}(\rho_0)$ - $L(\rho_0)$ correlation. Using a recently developed correlation analysis method [28], we show here that the Δr_{np} of heavy nuclei is uniquely fixed by the $L(\rho)$ at a subsaturation cross density $\rho_c \approx 0.11 \text{ fm}^{-3}$, which naturally leads to a negative $E_{\text{sym}}(\rho_0)$ - $L(\rho_0)$ correlation. Furthermore, we demonstrate that the binding energy difference between a heavy isotope pair is essentially determined by the magnitude of $E_{\text{sym}}(\rho)$ at the same ρ_c . For the first time, we obtain simultaneously in the present work stringent constraints on both the magnitude and density slope of the $E_{\text{sym}}(\rho)$ at $\rho_c \approx 0.11 \text{ fm}^{-3}$

*Corresponding author: lwchen@sjtu.edu.cn

by analyzing data of the isotope binding energy difference for heavy nuclei and Δr_{np} of Sn isotopes, which has important implications on the values of $E_{\text{sym}}(\rho_0)$ and $L(\rho_0)$, the Δr_{np} of ^{208}Pb , and the core-crust transition density ρ_t of neutron stars.

II. MODEL AND METHOD

The EOS of asymmetric nuclear matter at baryon density ρ and isospin asymmetry $\delta = (\rho_n - \rho_p)/(\rho_p + \rho_n)$, given by its binding energy per nucleon, can be expanded to 2nd-order in δ as

$$E(\rho, \delta) = E_0(\rho) + E_{\text{sym}}(\rho)\delta^2 + O(\delta^4), \quad (1)$$

where $E_0(\rho) = E(\rho, \delta = 0)$ is the binding energy per nucleon in symmetric nuclear matter, and the nuclear symmetry energy is expressed as

$$E_{\text{sym}}(\rho) = \frac{1}{2!} \frac{\partial^2 E(\rho, \delta)}{\partial \delta^2} \Big|_{\delta=0}. \quad (2)$$

Around a reference density ρ_r , the $E_{\text{sym}}(\rho)$ can be characterized by using the value of $E_{\text{sym}}(\rho_r)$ and the density slope parameter $L(\rho_r) = 3\rho_r \frac{\partial E_{\text{sym}}(\rho)}{\partial \rho} \Big|_{\rho=\rho_r}$, i.e.,

$$E_{\text{sym}}(\rho) = E_{\text{sym}}(\rho_r) + L(\rho_r)\chi_r + O(\chi_r^2), \quad (3)$$

with $\chi_r = (\rho - \rho_r)/3\rho_r$.

In the present work, we use the Skyrme-Hartree-Fock (SHF) approach with the so-called standard form of Skyrme force (see, e.g., Ref. [30]) which includes 10 parameters, i.e., the 9 Skyrme force parameters σ , $t_0 - t_3$, $x_0 - x_3$, and the spin-orbit coupling constant W_0 . This standard SHF approach has been shown to be very successful in describing the structure of finite nuclei, especially global properties such as binding energies and charge radii [30–32]. Instead of using directly the 9 Skyrme force parameters, we can express them explicitly in terms of 9 macroscopic quantities, i.e., ρ_0 , $E_0(\rho_0)$, the incompressibility K_0 , the isoscalar effective mass $m_{s,0}^*$, the isovector effective mass $m_{v,0}^*$, $E_{\text{sym}}(\rho_r)$, $L(\rho_r)$, G_S , and G_V . The G_S and G_V are respectively the gradient and symmetry-gradient coefficients in the interaction part of the binding energies for finite nuclei defined as

$$E_{\text{grad}} = G_S(\nabla\rho)^2/(2\rho) - G_V[\nabla(\rho_n - \rho_p)]^2/(2\rho). \quad (4)$$

Then, by varying individually these macroscopic quantities within their known ranges, we can examine more transparently the correlation of properties of finite nuclei with each individual macroscopic quantity. Recently, this correlation analysis method has been successfully applied to study the neutron skin [28] and giant monopole resonance of finite nuclei [33], the higher order bulk characteristic parameters of asymmetric nuclear matter [34], and the relationship between the nuclear matter symmetry energy and the symmetry energy coefficient in the mass formula [35], where the reference density ρ_r has been set to be ρ_0 .

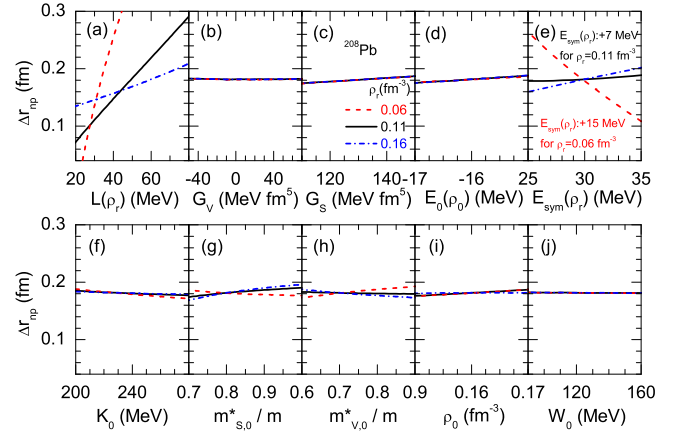


FIG. 1: (Color online) The Δr_{np} of ^{208}Pb from SHF with MSL0 by varying individually $L(\rho_r)$ (a), G_V (b), G_S (c), $E_0(\rho_0)$ (d), $E_{\text{sym}}(\rho_r)$ (e), K_0 (f), $m_{s,0}^*$ (g), $m_{v,0}^*$ (h), ρ_0 (i), and W_0 (j) for $\rho_r = 0.06, 0.11$, and 0.16 fm^{-3} . The $E_{\text{sym}}(\rho_r)$ is shifted by adding 15 and 7 MeV for $\rho_r = 0.06$ and 0.11 fm^{-3} , respectively.

III. RESULTS AND DISCUSSIONS

To examine the correlation of the Δr_{np} of heavy nuclei with each macroscopic quantity, especially on $E_{\text{sym}}(\rho_r)$ and $L(\rho_r)$, we show in Fig. 1 the Δr_{np} of ^{208}Pb from SHF with the Skyrme force MSL0 [28] by varying individually $L(\rho_r)$, G_V , G_S , $E_0(\rho_0)$, $E_{\text{sym}}(\rho_r)$, K_0 , $m_{s,0}^*$, $m_{v,0}^*$, ρ_0 , and W_0 within their empirical uncertain ranges, namely, varying one quantity at a time while keeping all others at their default values in MSL0, for three values of ρ_r , i.e., $\rho_r = 0.06, 0.11$, and 0.16 fm^{-3} . It is seen from Fig. 1 that the Δr_{np} of ^{208}Pb exhibits a strong correlation with $L(\rho_r)$ and $E_{\text{sym}}(\rho_r)$ while much weak correlation with other macroscopic quantities. In particular, while the Δr_{np} always increases with $L(\rho_r)$, it can increase or decrease with $E_{\text{sym}}(\rho_r)$, depending on the value of ρ_r . Most interestingly, one can see that, for $\rho_r = \rho_c \approx 0.11 \text{ fm}^{-3}$, the Δr_{np} becomes essentially independent of $E_{\text{sym}}(\rho_r)$ and only sensitive to the value of $L(\rho_r)$. These features imply that the $L(\rho_c)$ is a unique quantity to determine the Δr_{np} of heavy nuclei, and the experimental data on Δr_{np} of heavy nuclei can put strong limit on the value of $L(\rho_c)$.

In order to determine the magnitude of the symmetry energy at ρ_c , i.e., $E_{\text{sym}}(\rho_c)$, we propose here to use the difference of binding energy per nucleon between an isotope pair, denoted as ΔE . Before detailed quantitative calculations, it is instructive to estimate the ΔE from the well-known semiempirical nuclear mass formula in which the binding energy per nucleon for a nucleus with N neutrons and Z protons ($A = N + Z$) can be approximated

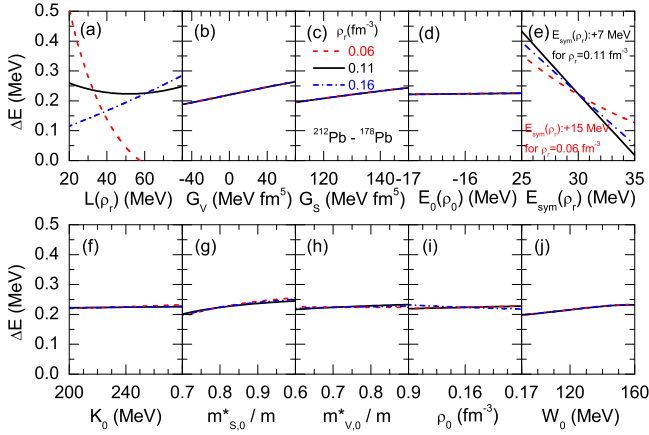


FIG. 2: (Color online) Same as Fig. 1 but for ΔE between isotope pair ^{212}Pb and ^{178}Pb .

by

$$E(N, Z) = a_{\text{vol}} + a_{\text{surf}}A^{-1/3} + a_{\text{sym}}(A) \left(\frac{N-Z}{A} \right)^2 + a_{\text{Coul}} \frac{Z(Z-1)}{A^{4/3}} + E_{\text{pair}}. \quad (5)$$

For heavy spherical even-even nuclei, the ΔE can then be expressed approximately as

$$\begin{aligned} \Delta E &= E(N + \Delta N, Z) - E(N, Z) \\ &\approx a_{\text{sym}}(A) \frac{4Z(N-Z)}{A^2} \times \frac{\Delta N}{A} \\ &\quad - a_{\text{Coul}} \frac{4Z(Z-1)}{3A^{4/3}} \times \frac{\Delta N}{A} - \frac{a_{\text{surf}}}{3A^{1/3}} \times \frac{\Delta N}{A}, \end{aligned} \quad (6)$$

if we assume ΔN is significantly less than A and $N-Z$ and $a_{\text{sym}}(A + \Delta N) \approx a_{\text{sym}}(A)$. Since the Coulomb term is relatively well-known and the contribution of the surface term to ΔE is generally small compared to that of the symmetry energy term for heavy neutron-rich nuclei (empirically we have $a_{\text{sym}}(A) \sim 25$ MeV and $a_{\text{surf}} \sim 18$ MeV), thus the ΔE essentially reflects the symmetry energy of finite nuclei, i.e., $a_{\text{sym}}(A)$. For heavy nuclei, one has the empirical relation of $a_{\text{sym}}(A) \approx E_{\text{sym}}(\rho_c)$ [18, 35], and thus expects that the ΔE for heavy isotope pairs should be a good probe of $E_{\text{sym}}(\rho_c)$. To see more quantitative results, similarly as in Fig. 1, we show in Fig. 2 the ΔE for isotope pair ^{212}Pb and ^{178}Pb from SHF with MSL0 by varying individually the 9 macroscopic quantities and W_0 for $\rho_r = 0.06, 0.11$ and 0.16 fm^{-3} . As expected, it is seen from Fig. 2 that, for $\rho_r = 0.11$ fm^{-3} , the ΔE exhibits a very strong correlation with $E_{\text{sym}}(\rho_r)$ while it displays relatively weak dependence on $L(\rho_r)$, G_V , G_S , $m_{s,0}^*$ and W_0 , and essentially no dependence on other macroscopic quantities. For $\rho_r = 0.06$ and 0.16 fm^{-3} , the ΔE also exhibits strong correlation with $L(\rho_r)$. These results indicate that the ΔE for heavy isotope pairs indeed provides a good probe of $E_{\text{sym}}(\rho_c)$. We

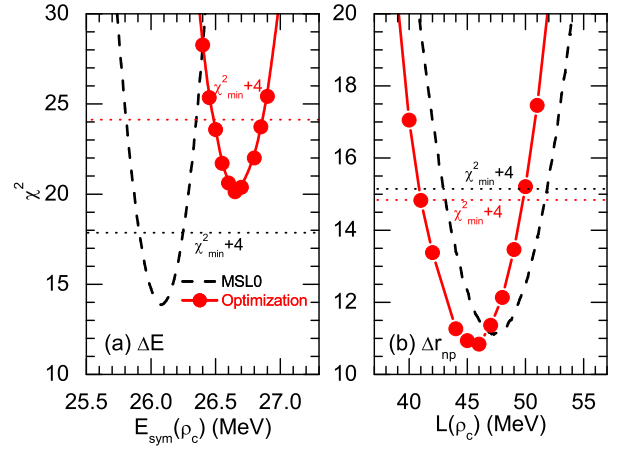


FIG. 3: (Color online) χ^2 as a function of $E_{\text{sym}}(\rho_c)$ (a) and $L(\rho_c)$ (b). Dashed lines represent results from SHF with MSL0 while the solid circles are obtained by optimization.

note here that using other standard Skyrme forces instead of MSL0 or using other heavy nuclei such as Sn isotopes leads to similar results as shown in Fig. 1 and Fig. 2. We have also checked with a number of existing standard Skyrme forces and obtained the similar conclusion [36].

Experimentally, there are very rich and accurate data on ground state binding energy of finite nuclei. To constrain $E_{\text{sym}}(\rho_c)$ from ΔE , here we select 19 heavy isotope pairs which are all spherical even-even nuclei, namely, $^{218,206}_{86}\text{Rn}$, $^{216,194}_{84}\text{Po}$, $^{214,178}_{82}\text{Pb}$, $^{212,178}_{82}\text{Pb}$, $^{210,178}_{82}\text{Pb}$, $^{208,178}_{82}\text{Pb}$, $^{206,178}_{82}\text{Pb}$, $^{206,172}_{80}\text{Hg}$, $^{136,106}_{52}\text{Te}$, $^{132,100}_{50}\text{Sn}$, $^{132,102}_{50}\text{Sn}$, $^{132,104}_{50}\text{Sn}$, $^{132,106}_{50}\text{Sn}$, $^{132,110}_{50}\text{Sn}$, $^{132,114}_{50}\text{Sn}$, $^{130,98}_{48}\text{Cd}$, $^{124,96}_{46}\text{Pd}$, $^{94,84}_{42}\text{Mo}$, and $^{94,82}_{40}\text{Zr}$. On the other hand, the Δr_{np} of heavy Sn isotopes has been systematically measured using various methods, and here we use the existing 21 data on Δr_{np} of Sn isotopes [37–42] to constrain the $L(\rho_c)$. Firstly, with all other parameters fixed at their default values in MSL0, we calculate the χ^2 from the difference between theoretical and experimental ΔE (Δr_{np}) with different $E_{\text{sym}}(\rho_c)$ ($L(\rho_c)$), and the results are shown by dashed lines in Fig. 3. For the evaluation of χ^2 , since the experimental precision of the binding energy is much better than what one can expect from the mean-field description due to the model limitation, here we adopt the usual strategy (See, e.g., [32]), namely, to assign a theoretical error to the binding energy. In particular, when we evaluate the χ^2 , we use the experimental errors for Δr_{np} while assign a theoretical relative error of 23% for ΔE so that the minimum value of χ^2 is close to the number of data points to make the χ^2 -analysis valid [43]. From the dashed lines in Fig. 3 obtained with MSL0, one can extract a value of $E_{\text{sym}}(\rho_c) = 26.08 \pm 0.17$ MeV and $L(\rho_c) = 47.3 \pm 4.5$ MeV at 95% confidence level.

The values of $E_{\text{sym}}(\rho_c) = 26.08 \pm 0.17$ MeV and $L(\rho_c) = 47.3 \pm 4.5$ MeV are obtained by assuming the

other macroscopic quantities are fixed at their default values in MSL0 when $E_{\text{sym}}(\rho_c)$ or $L(\rho_c)$ is varied, and thus the correlations of ΔE (Δr_{np}) with the other macroscopic quantities are totally neglected. To be more precise, one should consider the possible variations of the other macroscopic quantities due to the correlations introduced by fitting the theoretical predictions to some well-known experimental observables or empirical values. Taking this into account, for a fixed $E_{\text{sym}}(\rho_c)$ ($L(\rho_c)$), we optimize all the other parameters, instead of simply keeping them at their default values in MSL0, by minimizing the weighted sum of χ^2 evaluated from the difference between SHF prediction and the experimental data for some selected observables using the simulated annealing method (See, e.g., Ref. [44]). In the optimization, we select the binding energy per nucleon E_B and charge rms radii r_c of 25 spherical even-even nuclei, i.e., $^{204,202,200,198,196,194,192,190}_{82}\text{Pb}$, $^{124,122,120,118,116,112,108}_{50}\text{Sn}$, $^{64,62,60,58}_{28}\text{Ni}$, and $^{50,48,46,44,42,40}_{20}\text{Ca}$. A theoretical error of 0.013 MeV is assigned to E_B and 0.011 fm to r_c so that the respective χ^2 is roughly equal to the number of the corresponding data points. We further constrain the macroscopic parameters in the optimization by requiring (1) the neutron $3p_{1/2} - 3p_{3/2}$ energy level splitting in ^{208}Pb should lie in the range of 0.8 – 1.0 MeV; (2) the pressure of symmetric nuclear matter should be consistent with constraints obtained from flow data in heavy ion collisions [45]; (3) the binding energy of pure neutron matter should be consistent with constraints obtained from the latest chiral effective field theory calculations with controlled uncertainties [46]; (4) the critical density ρ_{cr} , above which the nuclear matter becomes unstable by the stability conditions from Landau parameters, should be greater than $2\rho_0$; and (5) $m_{s,0}^*$ should be greater than $m_{v,0}^*$ and here we set $m_{s,0}^* - m_{v,0}^* = 0.1m$ (m is nucleon mass in vacuum) to be consistent with the extraction from global nucleon optical potentials constrained by world data on nucleon-nucleus and (p,n) charge-exchange reactions [47]. In the optimization, for a fixed $E_{\text{sym}}(\rho_c)$ ($L(\rho_c)$), the contribution of the 21 data on Δr_{np} of Sn isotopes (the 19 ΔE data) is included in the weighted sum of χ^2 .

By using the optimized values for other macroscopic quantities at a fixed $E_{\text{sym}}(\rho_c)$ ($L(\rho_c)$), we show the χ^2 evaluated from the difference between theoretical and experimental ΔE (Δr_{np}) as a function of $E_{\text{sym}}(\rho_c)$ ($L(\rho_c)$) by solid circles in Fig. 3. From the new relation between χ^2 and $E_{\text{sym}}(\rho_c)$ ($L(\rho_c)$), one can extract a value of $E_{\text{sym}}(\rho_c) = 26.65 \pm 0.20$ MeV and $L(\rho_c) = 46.0 \pm 4.5$ MeV at 95% confidence level. It is seen that the $E_{\text{sym}}(\rho_c) = 26.65 \pm 0.20$ MeV obtained with optimization is larger than the $E_{\text{sym}}(\rho_c) = 26.08 \pm 0.17$ MeV extracted using MSL0 without optimization by about 0.6 MeV, implying the correlations of ΔE for heavy isotope pairs with $L(\rho_r)$, G_V , G_S , $m_{s,0}^*$, and W_0 observed in Fig. 2 play a certain roles in the extraction of $E_{\text{sym}}(\rho_c)$. On the other hand, it is remarkable to see that the extracted value of $L(\rho_c) = 46.0 \pm 4.5$ MeV with optimization agrees well

TABLE I: Skyrme parameters in MSL1 (left side) and some corresponding nuclear properties (right side).

Quantity	MSL1	Quantity	MSL1
t_0 (MeV·fm ³)	-1963.23	ρ_0 (fm ⁻³)	0.1586
t_1 (MeV·fm ⁵)	379.845	E_0 (MeV)	-15.998
t_2 (MeV·fm ⁵)	-394.554	K_0 (MeV)	235.12
t_3 (MeV·fm ^{3+3σ})	12174.9	$m_{s,0}^*/m$	0.806
x_0	0.320770	$m_{v,0}^*/m$	0.706
x_1	0.344849	$E_{\text{sym}}(\rho_c)$ (MeV)	26.67
x_2	-0.847304	$L(\rho_c)$ (MeV)	46.19
x_3	0.321930	G_S (MeV·fm ⁵)	126.69
σ	0.269359	G_V (MeV·fm ⁵)	68.74
W_0 (MeV·fm ⁵)	113.62	$E_{\text{sym}}(\rho_0)$ (MeV)	32.33
		$L(\rho_0)$ (MeV)	45.25

with $L(\rho_c) = 47.3 \pm 4.5$ MeV obtained using MSL0 without optimization, indicating the correlations of Δr_{np} of heavy nuclei with other macroscopic quantities play minor roles in the extraction of $L(\rho_c)$, as shown in Fig. 1. Besides the E_B and r_c of the 25 spherical even-even nuclei as well as the constraints on the neutron $3p_{1/2} - 3p_{3/2}$ energy level splitting in ^{208}Pb , the pressure of symmetric nuclear matter and the binding energy of pure neutron matter, the critical density ρ_{cr} and $m_{s,0}^* - m_{v,0}^* = 0.1m$, by further including simultaneously the 21 data on Δr_{np} of Sn isotopes and the 19 data of ΔE in the optimization, we obtain a globally optimized parameter set of Skyrme force denoted as MSL1 as shown in Table I. Unlike the MSL0 interaction which is obtained by directly using their empirical values for the macroscopic parameters, the MSL1 interaction is obtained by fitting experimental data or constraints by optimization. The main difference between MSL0 and MSL1 is the latter predicts a significantly smaller (larger) value of $L(\rho_0) = 45.25$ MeV ($G_V = 68.74$ MeV·fm⁵) compared to the $L(\rho_0) = 60$ MeV ($G_V = 5$ MeV·fm⁵) from MSL0. As expected, the MSL1 nicely reproduces the optimized values of $E_{\text{sym}}(\rho_c)$ and $L(\rho_c)$ obtained from χ^2 analysis with optimization for ΔE and Δr_{np} , respectively, as shown by solid circles in Fig. 3.

Since what we have directly constrained from ΔE and Δr_{np} of Sn isotopes are $E_{\text{sym}}(\rho_c) = 26.65 \pm 0.20$ MeV and $L(\rho_c) = 46.0 \pm 4.5$ MeV at $\rho_c = 0.11$ fm⁻³, the extrapolation is necessary to obtain information on the symmetry energy at ρ_0 from $E_{\text{sym}}(\rho_c)$ and $L(\rho_c)$. Shown in Fig. 4 are contours in the $E_{\text{sym}}(\rho_0)$ - $L(\rho_0)$ plane for $E_{\text{sym}}(\rho_c)$ and $L(\rho_c)$ from SHF calculation by assuming the other 7 macroscopic quantities ρ_0 , $E_0(\rho_0)$, K_0 , $m_{s,0}^*$, $m_{v,0}^*$, G_S , and G_V are fixed at their default (optimized) values in MSL1. It is interesting to see that a fixed value of $L(\rho_c)$ leads to a negative $E_{\text{sym}}(\rho_0)$ - $L(\rho_0)$ correlation, which was observed previously by directly constraining $E_{\text{sym}}(\rho_0)$ and $L(\rho_0)$ from analyzing the Δr_{np} data of Sn isotopes [28]. On the other hand, a fixed value of $E_{\text{sym}}(\rho_c)$ leads to a positive $E_{\text{sym}}(\rho_0)$ - $L(\rho_0)$

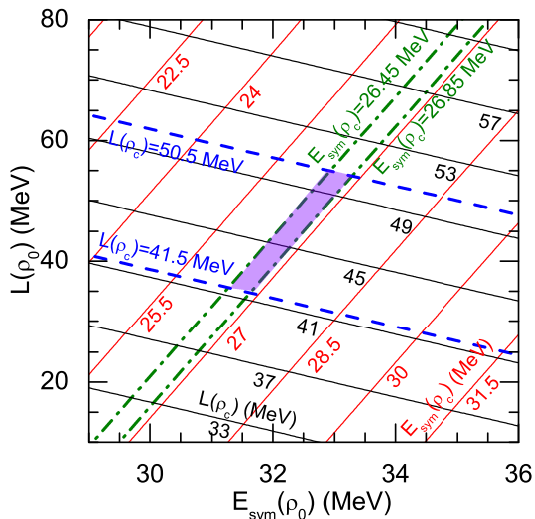


FIG. 4: (Color online) Contour curves in the $E_{\text{sym}}(\rho_0)$ - $L(\rho_0)$ plane for $E_{\text{sym}}(\rho_c)$ and $L(\rho_c)$ from SHF calculation with MSL1. The shaded region represents the overlap of constraints obtained from $E_{\text{sym}}(\rho_c) = 26.65 \pm 0.20$ MeV and $L(\rho_c) = 46.0 \pm 4.5$ MeV.

correlation as expected (See, e.g., Ref. [35]). Combing the constraints from $E_{\text{sym}}(\rho_c) = 26.65 \pm 0.20$ MeV and $L(\rho_c) = 46.0 \pm 4.5$ MeV leads to a quite stringent constraint on both $E_{\text{sym}}(\rho_0)$ and $L(\rho_0)$ as indicated by the shaded region in Fig. 4, giving $E_{\text{sym}}(\rho_0) = 32.3 \pm 1.0$ MeV and $L(\rho_0) = 45.2 \pm 10.0$ MeV, which is essentially consistent with other constraints extracted from terrestrial experiments and astrophysical observations as well as theoretical calculations with controlled uncertainties [8–11, 46] but with much higher precision. In particular, our results are in surprisingly good agreement with the constraint of $E_{\text{sym}}(\rho_0) = 31.2$ - 34.3 MeV and $L(\rho_0) = 36$ - 55 MeV (at 95% confidence level) obtained recently from Bayesian analysis of currently available neutron star mass and radius measurements [48] as well as that of $E_{\text{sym}}(\rho_0) = 29.0$ - 32.7 MeV and $L(\rho_0) = 40.5$ - 61.9 MeV obtained recently from the experimental, theoretical and observational analyses [49]. Our results also agree with the constraint of $E_{\text{sym}}(\rho_0) = 32.0 \pm 1.8$ MeV and $L(\rho_0) = 43.125 \pm 15$ MeV obtained by analyzing pygmy dipole resonances (PDR) of $^{130,132}\text{Sn}$ [41] and that of $E_{\text{sym}}(\rho_0) = 32.3 \pm 1.3$ MeV and $L(\rho_0) = 64.8 \pm 15.7$ MeV from analyzing PDR of ^{68}Ni and ^{132}Sn [50]. Furthermore, our results are consistent with the constraint of $E_{\text{sym}}(\rho_0) = 32.5 \pm 0.5$ MeV and $L(\rho_0) = 70 \pm 15$ MeV obtained recently from a new and more accurate finite-range droplet model analysis of the nuclear mass of the 2003 Atomic Mass Evaluation [51] although the two constraints only have a small overlap for $L(\rho_0)$.

The core-crust transition density ρ_t of neutron stars play crucial roles in neutron star properties [1] and it is strongly correlated with the $L(\rho_0)$ [52, 53]. We notice a similar strong correlation also exists between ρ_t and

$L(\rho_c)$. Using a dynamical approach (See, e.g., Ref. [52]), we obtain $\rho_t = 0.082 \pm 0.005 \text{ fm}^{-3}$ from $L(\rho_c) = 46.0 \pm 4.5$ MeV, which agrees well with the empirical values [1]. Furthermore, we find the $L(\rho_c) = 46.0 \pm 4.5$ MeV leads to a quite strong constraint of $\Delta r_{np} = 0.170 \pm 0.016$ fm for ^{208}Pb , which is in good agreement with the $\Delta r_{np} = 0.156^{+0.025}_{-0.021}$ fm obtained from the ^{208}Pb dipole polarizability [54] and within the experimental error bar also consistent with the $\Delta r_{np} = 0.33^{+0.16}_{-0.18}$ fm extracted recently from the PREX [25].

IV. SUMMARY AND OUTLOOK

In summary, we show that while the binding energy difference ΔE between a heavy isotope pair is essentially determined by the magnitude of the symmetry energy $E_{\text{sym}}(\rho)$ at a subsaturation cross density $\rho_c \approx 0.11 \text{ fm}^{-3}$, the symmetry energy density slope $L(\rho)$ at the same ρ_c fixes uniquely the neutron skin thickness Δr_{np} of heavy nuclei. Our results demonstrate that the global properties (e.g., the neutron skin thickness and binding energy difference) of heavy nuclei can be effectively determined by the EOS of nuclear matter at a subsaturation cross density $\rho_c \approx 0.11 \text{ fm}^{-3}$ rather than at ρ_0 , which is nicely consistent with the recent finding in Ref. [27] where the giant monopole resonance of heavy nuclei has been shown to be constrained by the EOS of symmetric nuclear matter at $\rho_c \approx 0.11 \text{ fm}^{-3}$ rather than at ρ_0 .

Furthermore, we find a fixed value of $L(\rho_c)$ leads to a negative correlation between $E_{\text{sym}}(\rho_0)$ and $L(\rho_0)$ at saturation density ρ_0 while a fixed value of $E_{\text{sym}}(\rho_c)$ leads to a positive $E_{\text{sym}}(\rho_0)$ - $L(\rho_0)$ correlation. The existing data on Δr_{np} of Sn isotopes and ΔE for a number of heavy isotope pairs put simultaneously stringent constraints on the magnitude and density slope of the $E_{\text{sym}}(\rho)$ at ρ_c , i.e., $E_{\text{sym}}(\rho_c) = 26.65 \pm 0.20$ MeV and $L(\rho_c) = 46.0 \pm 4.5$ MeV at 95% confidence level, whose extrapolation gives $E_{\text{sym}}(\rho_0) = 32.3 \pm 1.0$ MeV and $L(\rho_0) = 45.2 \pm 10.0$ MeV. The obtained $E_{\text{sym}}(\rho_0)$ and $L(\rho_0)$ are essentially consistent with other constraints extracted from analyzing terrestrial experiments and astrophysical observations as well as theoretical calculations with controlled uncertainties but with higher precision. The extracted $L(\rho_c)$ also leads to a strong constraint of $\Delta r_{np} = 0.170 \pm 0.016$ fm for ^{208}Pb and $\rho_t = 0.082 \pm 0.005 \text{ fm}^{-3}$ for the core-crust transition density of neutron stars.

Our results in the present work are only based on the standard SHF energy density functional. It will be interesting to see how our results change if different energy-density functionals, e.g., the extended non-standard SHF energy density functional or relativistic mean field model, are used. These studies are in progress and will be reported elsewhere.

Acknowledgments

This work was supported in part by the NNSF of China under Grant Nos. 10975097, 11135011, and 11275125, the Shanghai Rising-Star Program under grant No. 11QH1401100, the “Shu Guang” project supported by

Shanghai Municipal Education Commission and Shanghai Education Development Foundation, the Program for Professor of Special Appointment (Eastern Scholar) at Shanghai Institutions of Higher Learning, and the Science and Technology Commission of Shanghai Municipality (11DZ2260700).

-
- [1] J.M. Lattimer and M. Prakash, *Science* **304**, 536 (2004); *Phys. Rep.* **442**, 109 (2007).
- [2] A.W. Steiner *et al.*, *Phys. Rep.* **411**, 325 (2005).
- [3] V. Baran *et al.*, *Phys. Rep.* **410**, 335 (2005).
- [4] B.A. Li, L.W. Chen, and C.M. Ko, *Phys. Rep.* **464**, 113 (2008).
- [5] C.J. Horowitz *et al.*, *Phys. Rev. C* **63**, 025501 (2001).
- [6] T. Sil *et al.*, *Phys. Rev. C* **71**, 045502 (2005).
- [7] D.H. Wen, B.A. Li, and L.W. Chen, *Phys. Rev. Lett.* **103**, 211102 (2009).
- [8] B.M. Tsang *et al.*, *Phys. Rev. C* **86**, 015803 (2012).
- [9] J.M. Lattimer, *Ann. Rev. Nucl. Part. Sci.* **62**, 485 (2012).
- [10] L.W. Chen, Nuclear Structure in China 2012: Proceedings of the 14th National Conference on Nuclear Structure in China (NSC2012) (World Scientific, Singapore, 2012), pp. 43-54 [arXiv:1212.0284].
- [11] B.A. Li *et al.*, *J. Phys.: Conf. Series* **413**, 012021 (2013) [arXiv:1212.1178].
- [12] B.A. Brown, *Phys. Rev. Lett.* **85**, 5296 (2000); S. Typel and B.A. Brown, *Phys. Rev. C* **64**, 027302 (2001).
- [13] C.J. Horowitz and J. Piekarewicz, *Phys. Rev. Lett.* **86**, 5647 (2001).
- [14] R.J. Furnstahl, *Nucl. Phys.* **A706**, 85 (2002).
- [15] S. Yoshida and H. Sagawa *Phys. Rev. C* **69**, 024318 (2004); *ibid.* **C 73**, 044320 (2006).
- [16] L.W. Chen, B.A. Li, and C.M. Ko, *Phys. Rev. C* **72**, 064309(2005).
- [17] B.G. Todd-Rutel and J. Piekarewicz, *Phys. Rev. Lett.* **95**, 122501 (2005).
- [18] M. Centelles *et al.*, *Phys. Rev. Lett.* **102**, 122502 (2009); M. Warda *et al.*, *Phys. Rev. C* **80**, 024316 (2009).
- [19] P.-G. Reinhard and W. Nazarewicz, *Phys. Rev. C* **81**, 051303(R) (2010).
- [20] X. Roca-Maza, M. Centelles, X. Viñas, and M. Warda, *Phys. Rev. Lett.* **106**, 252501 (2011).
- [21] B.K. Agrawal, J.N. De, and S.K. Samaddar, *Phys. Rev. Lett.* **109**, 262501 (2012).
- [22] K. Oyamatsu and K. Iida, *Prog. Theor. Phys.* **109**, 631 (2003).
- [23] P. Danielewicz, *Nucl. Phys.* **A727**, 233 (2003).
- [24] K. Kumar, R. Michaels, P. A. Souder, and G. M. Urciuoli, spokespersons, <http://hallaweb.jlab.org/parity/prex>.
- [25] S. Abrahamyan *et al.*, *Phys. Rev. Lett.* **108**, 112502 (2012).
- [26] C.J. Horowitz *et al.*, *Phys. Rev. C* **85**, 032501(R) (2012).
- [27] E. Khan, J. Margueron, and I. Vidana, *Phys. Rev. Lett.* **109**, 092501 (2012).
- [28] L.W. Chen *et al.*, *Phys. Rev. C* **82**, 024321 (2010).
- [29] A. W. Steiner and A. L. Watts, *Phys. Rev. Lett.* **103**, 181101 (2009).
- [30] E. Chabanat *et al.*, *Nucl. Phys.* **A627**, 710 (1997).
- [31] J. Friedrich and P.-G. Reinhard, *Phys. Rev. C* **33**, 335 (1986).
- [32] P. Klüpfel *et al.*, *Phys. Rev. C* **79**, 034310 (2009).
- [33] L.W. Chen and J.Z. Gu, *J. Phys. G* **39**, 035104 (2012).
- [34] L.W. Chen, *Sci. China: Phys. Mech. Astro.* **54** (Suppl. 1), s124 (2011).
- [35] L.W. Chen, *Phys. Rev. C* **83**, 044308 (2011).
- [36] Z. Zhang *et al.*, in preparation, 2013.
- [37] L. Ray *et al.*, *Phys. Rev. C* **19**, 1855 (1979).
- [38] A. Krasznahorkay *et al.*, *Nucl. Phys.* **A567**, 521 (1994).
- [39] A. Krasznahorkay *et al.*, *Phys. Rev. Lett.* **82**, 3216 (1999).
- [40] A. Trzcinska *et al.*, *Phys. Rev. Lett.* **87**, 82501 (2001).
- [41] A. Klimkiewicz *et al.*, *Phys. Rev. C* **76**, 051603 (R) (2007).
- [42] S. Terashima *et al.*, *Phys. Rev. C* **77**, 024317 (2008).
- [43] P.R. Bevington and D.K. Robinson, *Data reduction and error analysis for physical sciences* (3ed.) (McGraw-Hill, New York, 2003), p. 71.
- [44] B.K. Agrawal, S. Shlomo, and V. Kim Au, *Phys. Rev. C* **72**, 014310 (2005).
- [45] P. Danielewicz, R. Lacey, and W. G. Lynch, *Science* **298**, 1592 (2002).
- [46] I. Tews *et al.*, *Phys. Rev. Lett.* **110**, 032504 (2013).
- [47] C. Xu, B.A. Li, and L.W. Chen, *Phys. Rev. C* **82**, 054607 (2010).
- [48] A.W. Steiner and S. Gandolfi, *Phys. Rev. Lett.* **108**, 081102 (2012).
- [49] J.M. Lattimer and Y. Lim, arXiv:1203.4286v2 [nucl-th].
- [50] A. Carbone *et al.*, *Phys. Rev. C* **81**,041301(R) (2010).
- [51] P. Moller, W.D. Myers, H. Sagawa, and S.Yoshida, *Phys. Rev. Lett.* **108**, 052501 (2012).
- [52] J. Xu, L.W. Chen, B.A. Li, and H.R. Ma, *Phys. Rev. C* **79**, 035802 (2009); *Astrophys. J.* **697**, 1549 (2009).
- [53] C. Ducoin, J. Margueron, and C. Providencia, *Europhys. Lett.* **91**, 32001 (2010).
- [54] A. Tamii *et al.*, *Phys. Rev. Lett.* **107**, 062502 (2011).