

# Similarity of Polygonal Curves in the Presence of Outliers

Jean-Lou De Carufel<sup>\*1</sup>, Amin Gheibi<sup>††1</sup>, Anil Maheshwari<sup>†1</sup>, Jörg-Rüdiger Sack<sup>††1</sup>, and Christian Scheffer<sup>2</sup>

<sup>1</sup>School of Computer Science, Carleton University, Ottawa, ON, Canada

<sup>2</sup>Department of Computer Science, Westfälische Wilhelms-Universität Münster, Germany

December 3, 2024

## Abstract

The Fréchet distance is a well studied and commonly used measure to capture the similarity of polygonal curves. Unfortunately, it exhibits a high sensitivity to the presence of outliers. Since the presence of outliers is a frequently occurring phenomenon in practice, a robust variant of Fréchet distance is required which absorbs outliers. We study such a variant here. In this modified variant, our objective is to minimize the length of subcurves of two polygonal curves that need to be ignored (**MinEx** problem), or alternately, maximize the length of subcurves that are preserved (**MaxIn** problem), to achieve a given Fréchet distance. An exact solution to one problem would imply an exact solution to the other problem. However, we show that these problems are not solvable by radicals over  $\mathbb{Q}$ . This motivates the search for approximate solutions. An approximate solution for one problem though will not provide any guaranteed approximate solution for the other problem. Thus, we present an algorithm, which approximates, for a given input parameter  $\delta$ , an optimal solution for the **MinEx** problem up to an additive approximation error  $\delta$  times the length of the input curves. The resulting running time is upper bounded by  $\mathcal{O}\left(\frac{n^3}{\delta} \log\left(\frac{n}{\delta}\right)\right)$ , where  $n$  is the maximum complexity of the input polygonal curves. Furthermore, we present an approximation algorithm for the **MaxIn** problem that provides a  $(1 - \delta)$ -approximate solution in  $\mathcal{O}\left(\frac{n^3}{\delta} \log\left(\frac{n}{\delta}\right)\right)$  time. This algorithm improves upon the time bound established by Har-Peled and Wang for this problem.

**Keywords:** Fréchet distance, similarity of polygonal curves, approximation, weighted shortest path.

## 1 Introduction

Measuring similarity between two polygonal curves in Euclidean space is a well studied problem in computational geometry, both in practical and theoretical setting. It is of practical relevance in areas such as pattern analysis, shape matching and clustering. It is of theoretical interest as well since the problems in this domain are fairly challenging and lead to innovative tools and techniques. The Fréchet distance - one of the widely used measures for similarity between curves - is intuitive and takes into account global features of the curves instead of local ones, such as their vertices [1, 3, 7]. Despite being a high quality similarity measure for polygonal curves, it is very sensitive to the presence of outliers. Consequently, researches have been carried out to formalize the notion of similarity among a set of polygonal curves that tolerate outliers. They are based on intersection of curves in local neighborhood [11], topological features [4], or adding flexibility to incorporate the existence of outliers [7]. In [7], Driemel and Har-Peled discuss a new notion of robust Fréchet distance, where they allow  $k$  shortcuts between vertices of one of

---

<sup>\*</sup>Research supported by Fonds de Recherche du Québec - Nature et Technologies

<sup>†</sup>Research supported by High Performance Computing Virtual Laboratory and SUN Microsystems of Canada

<sup>‡</sup>Research supported by Natural Sciences and Engineering Research Council of Canada

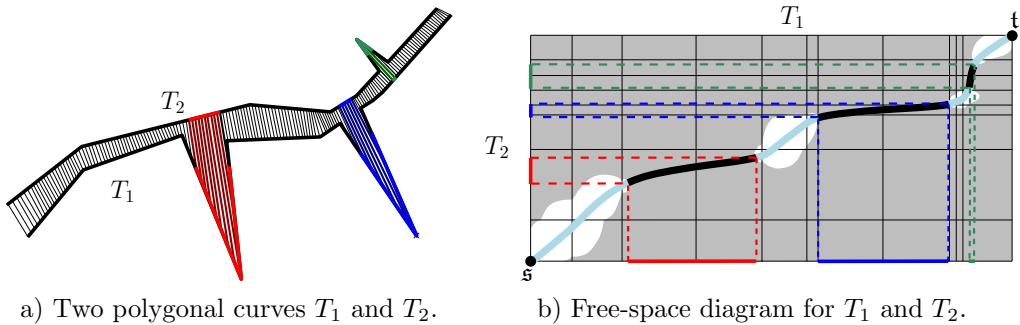
the two curves, where  $k$  is a constant specified as an input parameter. They provide a constant factor approximation algorithm for finding the minimum Fréchet distance among all possible  $k$ -shortcuts. One drawback of their approach is that a shortcut is selected without considering the length of the ignored part. Consequently, such shortcuts may remove a significant portion of a curve. As a result, substantial information about the similarity of the original curves could be ignored. A second drawback of their approach is that the shortcuts are only allowed to one of the curves. Since noise could be present in both curves, shortcuts may be required on both to achieve a good result. For example, Figure 1a shows two polygonal curves that both need simultaneously shortcuts to become similar.

In this paper we discuss an alternative Fréchet distance measure to tolerate outliers; it incorporates the length of the curves and allows the possibility of shortcuts on one or both curves. We consider two natural dual perspectives of this problem. They are outlined as follows using the common dog-leash metaphor for Fréchet distance.

**Min-Exclusion (MinEx) Problem:** If a person wants to walk on one curve and his/her dog on the other one, for a given leash length  $\varepsilon \geq 0$ , we wish to determine a walk that minimizes the total length of all parts of the curves that need a leash length bigger than  $\varepsilon$ .

**Max-Inclusion (MaxIn) Problem:** We are looking for a walk that maximizes the total length of all parts of the curves that a leash length less than or equal to  $\varepsilon$  is sufficient.

Observe that the solution for one problem leads to a solution for the other problem. An exact solution for these problems is presented in [5], where the distances are measured using (more restrictive and much simpler)  $L_1$  and  $L_\infty$  metrics. In Section 2, using Galois theory, we show that these problems are not solvable by radicals over  $\mathbb{Q}$ , when distances are measured using  $L_2$ -metric. (It is natural to study Fréchet distance problems in  $L_2$ -metric, see e.g. [1].) This suggests that we should look for approximation algorithms. But now the two problems are distinct and an approximate solution for the MinEx problem does not provide any guarantee towards an approximate solution for the MaxIn problem, and vice-versa. An approximation algorithm for the MaxIn problem is outlined in [9]. To the best of our knowledge, nobody has previously studied approximation algorithms for the MinEx problem. In this paper, we provide an algorithm that provides a bounded approximate value for the MinEx problem. Also, as a byproduct, we improve the running time of the algorithm in [9] for the MaxIn problem.



**Figure 1:** a) A possible solution is illustrated by the connecting lines between the parametrization for  $T_1$  and  $T_2$ . The subcurves on both polygonal curves that should be ignored are illustrated by the blue, red and green subcurves on  $T_1$  and  $T_2$ . So,  $Q^B(T_1, T_2)$  is the summation of the lengths of the colored subcurves and  $Q^W(T_1, T_2)$  is that of the black subcurves. b) The solution corresponds to an  $xy$ -monotone path in the deformed free-space diagram  $F$ . In this space,  $Q^B(T_1, T_2)$  can be measured by summing the lengths of its subpaths going through the forbidden space (shaded gray area), measured in the  $L_1$ -metric (similarly for  $Q^W(T_1, T_2)$ ).

## 1.1 Preliminaries

Let  $T_1 : [0, 1] \rightarrow \mathbb{R}^2$  and  $T_2 : [0, 1] \rightarrow \mathbb{R}^2$  be two polygonal curves. Their *Fréchet distance* is defined as the minimum *leash length* required to walk only forwardly, in parallel on both  $T_1$  and  $T_2$ , from the starting points to the ending points, at which the two walks could have different varying speeds. More formally, two monotone parametrizations  $\alpha_1, \alpha_2 : [0, 1] \rightarrow [0, 1]$  define, for each time  $t \in [0, 1]$ , a matching  $(T_1(\alpha_1(t)), T_2(\alpha_2(t)))$  of one point on  $T_1$  to exactly one point on  $T_2$  and vice-versa. The needed leash

length for the two parametrizations is defined as the maximum Euclidean distance of two matched points, over all times. Then, Fréchet distance  $\delta_F(T_1, T_2)$  is defined as the infimum of the required leash lengths over all possible pairs of monotone parametrizations [1]:

$$\delta_F(T_1, T_2) := \inf_{\alpha_1, \alpha_2: [0,1] \rightarrow [0,1]} \max_{t \in [0,1]} \{ |T_1(\alpha_1(t)) T_2(\alpha_2(t))| \}, \quad (1)$$

where  $|\cdot|$  denotes the Euclidean distance. For simplification, we say from now, that all considered parametrizations are monotone. The corresponding *Fréchet distance decision problem* asks if there exist two parametrizations for a given leash length  $\varepsilon$ , realizing a Fréchet distance between  $T_1$  and  $T_2$  that is upper bounded by  $\varepsilon$ . In other words, it asks if it is possible to walk your dog with a given leash of length  $\varepsilon$ , such that you and your dog stay on your own curves. For a fixed leash length  $\varepsilon$ , a pair of arbitrary points on the curves of  $T_1$  and  $T_2$  is called *forbidden*, if their Euclidean distance is bigger than  $\varepsilon$  and otherwise, it is called *free*. We refer to a pair of parametrizations  $(\alpha_1, \alpha_2)$  for  $T_1$  and  $T_2$  w.r.t.  $\varepsilon$ , as a possible *solution* for  $T_1$  and  $T_2$ . Analogously to the matching of points on the curves of  $T_1$  and  $T_2$ , we define a pair of parameters  $p_1$  and  $p_2$  as *forbidden (free)*, if the Euclidean distance between  $T_1(p_1)$  and  $T_2(p_2)$  is greater (equal to or less) than  $\varepsilon$ . In this context, the Fréchet distance decision problem asks, if there exists a parametrization, such that all corresponding matchings are free [1].

To decide, whether the Fréchet distance between two polygonal curves is upper bounded by a given  $\varepsilon$ , the *free-space diagram* is computed. The free-space diagram is a decomposition of the parameter space  $[0, 1] \times [0, 1]$  of  $T_1$  and  $T_2$  into two sets. The first one is the *forbidden-space*, which is defined as the union of all forbidden parameter pairs. The second set is the *free-space*, defined as the complement of the forbidden-space. Let  $n_1$  (respectively,  $n_2$ ) be the number of segments of  $T_1$  (respectively,  $T_2$ ) and let  $n = \max(n_1, n_2)$ . Since we consider the worst case running time, we assume, w.l.o.g.,  $n = n_1 = n_2$ . The free-space diagram is a rectangle, partitioned into  $n$  columns and  $n$  rows. It consists of  $n^2$  *parameter cells*  $C^{i,j}$ , for  $i, j = 1, \dots, n$ , whose interiors do not intersect with each other. For each parameter cell  $C^{i,j}$ , there exists an ellipse such that the intersection of the area bounded by this ellipse with  $C^{i,j}$  is equal to the free-space region of that cell [1]. Free-space of  $C^{i,j}$  is denoted by  $C_W^{i,j}$  and its forbidden space by  $C_B^{i,j}$ . We consider the free-space diagram in the Cartesian plane and assume that it lies axes aligned. We say that a point lies to the left (right) of another point, if its  $x$ -coordinate is smaller (greater) than the second one. Analogously, we say, that a point lies below (above) another point, if its  $y$ -coordinate is smaller (greater) than the second one. We define a point  $s$  *dominates* another point  $s'$ , if and only if  $s'$  does not lie to the right or above  $s$ .

For simplification, we say that paths, curves, edges, etc. are  $xy$ -monotone if they are nondecreasing in both  $x$ - and  $y$ -coordinates. We know that any pair of parametrizations  $(\alpha_1, \alpha_2)$  corresponds to an  $xy$ -monotone path in free-space diagram,  $\pi_{\mathfrak{s}\mathfrak{t}}$ , connecting the bottom left corner of the diagram,  $\mathfrak{s}$ , to the upper right corner,  $\mathfrak{t}$ . So, deciding if the Fréchet distance of  $T_1$  and  $T_2$  is upper bounded by  $\varepsilon$ , is equivalent to the decision: Does there exist an  $xy$ -monotone path in the free-space diagram for  $\varepsilon$ , connecting  $\mathfrak{s}$  to  $\mathfrak{t}$  and avoiding the forbidden space [1]?

## 1.2 Problem Definition

Let  $T_1$  and  $T_2$  be two polygonal curves, each consisting of at most  $n$  line segments; and  $\varepsilon \geq 0$  be a constant. For the **MinEx** (respectively, **MaxIn**) problem, the *quality* of a solution is the sum of the lengths of the subcurves of  $T_1$  and  $T_2$  that lie in the forbidden (respectively, free) space (see Figure 1 for an example). Formally, for a given pair of parametrizations  $(\alpha_1, \alpha_2)$ , let  $\mathcal{B}_{\alpha_1\alpha_2} \subseteq [0, 1]$  be the closure of the set of times such that the corresponding parameter pairs are forbidden, and  $\mathcal{W}_{\alpha_1\alpha_2} \subseteq [0, 1]$  be the closure of the set of times such that the corresponding parameter pairs are free. We define the quality of a solution  $(\alpha_1, \alpha_2)$  for the **MinEx** problem  $Q_{\alpha_1\alpha_2}^B$  and for the **MaxIn** problem  $Q_{\alpha_1\alpha_2}^W$  as follows (see Figure 1a):

$$\begin{aligned} Q_{\alpha_1\alpha_2}^B &:= \int_{t \in \mathcal{B}_{\alpha_1\alpha_2}} T_1(\alpha_1(t)) dt + \int_{t \in \mathcal{B}_{\alpha_1\alpha_2}} T_2(\alpha_2(t)) dt \\ Q_{\alpha_1\alpha_2}^W &:= \int_{t \in \mathcal{W}_{\alpha_1\alpha_2}} T_1(\alpha_1(t)) dt + \int_{t \in \mathcal{W}_{\alpha_1\alpha_2}} T_2(\alpha_2(t)) dt \end{aligned} \quad (2)$$

We call  $(\alpha_1, \alpha_2)$  *optimal* if it minimizes (respectively, maximizes)  $Q_{\alpha_1\alpha_2}^B$  (respectively,  $Q_{\alpha_1\alpha_2}^W$ ) and define the *quality* of  $T_1$  and  $T_2$  w.r.t.  $\varepsilon$  as its value, i.e.,

$$\begin{aligned} Q^B(T_1, T_2) &:= \inf_{\alpha_1, \alpha_2: [0,1] \rightarrow [0,1]} Q_{\alpha_1\alpha_2}^B \\ Q^W(T_1, T_2) &:= \sup_{\alpha_1, \alpha_2: [0,1] \rightarrow [0,1]} Q_{\alpha_1\alpha_2}^W \end{aligned} \quad (3)$$

This means that the quality of  $T_1$  and  $T_2$  is the minimum (respectively, maximum) sum of lengths of curves on  $T_1$  and  $T_2$  to be ignored (respectively, matched), to obtain a Fréchet distance not greater than  $\varepsilon$ . For a given  $\varepsilon$ , we would like to find a solution whose quality is not much worse than an optimal solution. To do so, we transform this problem setting into a weighted  $xy$ -monotone path problem, between  $\mathfrak{s}$  and  $\mathfrak{t}$ , in the free-space diagram of  $T_1$  and  $T_2$ . To measure the sum of the lengths of the subcurves of  $T_1$  and  $T_2$  directly in the free-space diagram, we stretch and compress the columns and rows of the diagram, such that their widths and heights are equal to the lengths of the corresponding segments. We call the resulting diagram the *deformed free-space diagram* and denote it by  $F$ . To solve the MinEx (respectively, MaxIn) problem, we look for an  $xy$ -monotone path  $\pi_{\mathfrak{s}\mathfrak{t}} \subset F$  from  $\mathfrak{s}$  to  $\mathfrak{t}$ , where our goal is to minimize (respectively, maximize) the length of  $\pi_{\mathfrak{s}\mathfrak{t}}$ , lying in the forbidden (respectively, free) space of  $F$ . Note that the length of the polygonal curves  $T_1$  and  $T_2$  corresponding to the parts of  $\pi_{\mathfrak{s}\mathfrak{t}}$  lying in the forbidden or the free space equals the length of  $\pi_{\mathfrak{s}\mathfrak{t}}$  measured under  $L_1$ -metric in the corresponding space. We have the following observation.

**Observation 1.** *Let  $T_1$  and  $T_2$  be two arbitrary polygonal curves in  $\mathbb{R}^2$  and let  $F$  be the corresponding deformed free-space diagram for a leash length of  $\varepsilon$ . Let  $\pi_{\mathfrak{s}\mathfrak{t}} \subset F$  be a path corresponding to a pair of parametrizations  $(\alpha_1, \alpha_2)$  of  $T_1$  and  $T_2$  w.r.t.  $\varepsilon$ . Then, the sum of the lengths of the forbidden (respectively, free) paths of  $\pi_{\mathfrak{s}\mathfrak{t}}$ , measured under  $L_1$ -metric, is equal to  $Q_{\alpha_1\alpha_2}^B$  (respectively,  $Q_{\alpha_1\alpha_2}^W$ ).*

Now it is easy to see that the MinEx and MaxIn problems are transformed to the following path problems.

**Weighted shortest  $xy$ -monotone path (wShortMP) problem:** Compute an  $xy$ -monotone weighted shortest path from  $\mathfrak{s}$  to  $\mathfrak{t}$  in  $F$ , where the weight in the forbidden-space is one and the weight in the free-space is zero. The length of a path is defined as the sum of the lengths (measured in  $L_1$ -metric) of the part of the path lying in the forbidden space.

**Weighted longest  $xy$ -monotone path (wLongMP) problem:** Compute an  $xy$ -monotone weighted longest path from  $\mathfrak{s}$  to  $\mathfrak{t}$  in  $F$ , where the weight in the forbidden-space is zero and the weight in the free-space is one. The length of a path is defined as the sum of the lengths (measured in  $L_1$ -metric) of the part of the path lying in the free space.

### 1.3 New results

In Section 2, we establish that the MinEx and MaxIn problems are not solvable by radicals over  $\mathbb{Q}$ . This is proved using Observation 1 and showing that the wShortMP problem is unsolvable within the *Algebraic Computation Model over the Rational Numbers* (ACM $\mathbb{Q}$ ). In this model we can compute exactly any number that can be obtained from the rationals  $\mathbb{Q}$  by applying a finite number of operations from  $+, -, \times, \div, \sqrt[k]{\cdot}$ , for any integer  $k \geq 2$  [2, 6]. The proof is based on Galois theory. Motivated by that, we turn our attention towards approximation algorithms for the MinEx and the MaxIn problems.

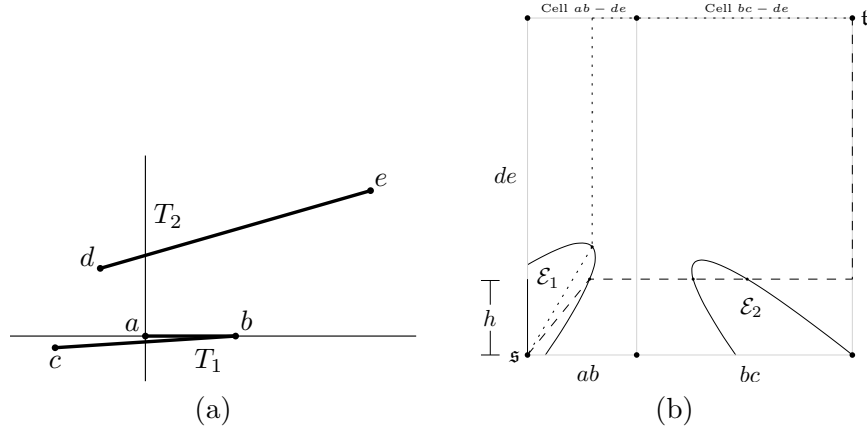
In Section 3, we transform the MinEx problem to the wShortMP problem, which in turn is transformed to a shortest path problem in directed acyclic graphs (Lemma 3). We propose an algorithm that approximates the weighted  $xy$ -monotone shortest path up to an additive error. This error is related to the lengths of the curves  $T_1$  and  $T_2$ . The running time of this algorithm is  $\mathcal{O}\left(\frac{n^4}{\delta^2}\right)$  (Theorem 2). In Section 4, we improve this running time to  $\mathcal{O}\left(\frac{n^3}{\delta} \log\left(\frac{n}{\delta}\right)\right)$  (Theorem 3). To do so, we solve a subproblem related to forming a ‘small’ graph over a convex set of points that preserves  $L_1$ -distances between certain pairs of points. Furthermore, the solution to this problem also improves the running time of the algorithm in [9] for the MaxIn problem, from  $\mathcal{O}\left(\frac{n^4}{\delta^2}\right)$  to  $\mathcal{O}\left(\frac{n^3}{\delta} \log\left(\frac{n}{\delta}\right)\right)$  (Theorem 4). In Section 5, we conclude and discuss why FPTAS for the MinEx problem may not be feasible, though the FPTAS of the MaxIn problem is fairly straightforward to achieve.

## 2 Unsolvability of MinEx and MaxIn Problems

Observation 1 implies that solving the MinEx (respectively, MaxIn) problem is equivalent to finding a weighted shortest (respectively, longest)  $xy$ -monotone path, connecting  $\mathfrak{s}$  and  $\mathfrak{t}$  in  $F$ , where the forbidden (respectively, free) space is weighted with 1 and the rest with 0, i.e., solving the wShortMP (respectively, wLongMP) problem. The difficulty is that these weighted path problems need to be solved through obstacles which have curved (elliptical) boundaries. In Theorem 1 we prove that the wShortMP problem is not solvable within the ACM $\mathbb{Q}$ . The strategy to prove Theorem 1 is as follows. From Galois theory (refer to [8]), we know that there is no general formula to solve polynomial equations of degree  $d \geq 5$  using radicals. However, there are some polynomial equations of degree  $d \geq 5$  that can be solved by radicals. It is the *Galois group*  $\text{Gal}(p)$  of an irreducible polynomial  $p$  over  $\mathbb{Q}$  that determines the solvability of the equation  $p(x) = 0$  by radicals. Indeed,  $p(x) = 0$  is solvable by radicals over  $\mathbb{Q}$  if and only if  $\text{Gal}(p)$  is *solvable* (refer to [8] for an introduction to solvable groups). In the proof of Theorem 1, we provide an example of two trajectories for which both the length and the coordinates of the bending points of any weighted shortest  $xy$ -monotone path cannot be computed by radicals. We reduce such a computation to the solution of a polynomial equation of degree 8. We show that the Galois group of this polynomial is the symmetric group over 8 elements, which is not solvable.

**Theorem 1.** *Let  $T_1$  and  $T_2$  be two polygonal curves. Denote by  $\mathfrak{s}$  (respectively, by  $\mathfrak{t}$ ) the bottom left corner (respectively, the upper right corner) of their deformed free-space diagram  $F$ . Let  $\pi_{\mathfrak{s}\mathfrak{t}}$  be any weighted shortest  $xy$ -monotone path (with respect to  $L_1$ -metric) from  $\mathfrak{s}$  to  $\mathfrak{t}$ . In this setting, the wShortMP problem is unsolvable within the ACM $\mathbb{Q}$ , i.e., in general, both the length and the coordinates of the bending points of  $\pi_{\mathfrak{s}\mathfrak{t}}$  cannot be computed by radicals.*

*Proof.* Take  $T_1 = abc$ ,  $T_2 = de$  and  $\varepsilon = 1$ , where  $a = (0, 0)$ ,  $b = (1, 0)$ ,  $c = (-1, -\frac{31}{240})$ ,  $d = (-\frac{1}{2}, \frac{3}{4})$ ,  $e = (\frac{5}{2}, \frac{13}{8})$  (see Figure 2a). Hence, in the deformed free-space diagram,  $\mathfrak{s} = (0, 0)$  and  $\mathfrak{t} = (\frac{721}{240}, \frac{25}{8})$  (refer to Figure 2b). The parametric equations of  $ab$ ,  $bc$  and  $de$  are respectively



**Figure 2:** a) Two polygonal curves,  $T_1$  and  $T_2$ . b) The deformed free-space diagram  $F$  for  $T_1$  and  $T_2$ . The dashed line is a weighted shortest  $xy$ -monotone path from  $\mathfrak{s}$  to  $\mathfrak{t}$ . The dotted line is a weighted shortest  $xy$ -monotone path that crosses  $\mathcal{E}_1$  but not  $\mathcal{E}_2$ .

$$\begin{aligned}
 ab : a + \frac{u}{|ab|}(b - a) &= u(1, 0) \quad (0 \leq u \leq 1), \\
 bc : b + \frac{u}{|bc|}(c - b) &= (1, 0) + \frac{u}{481/240} \left( -2, -\frac{31}{240} \right) \quad \left( 0 \leq u \leq \frac{481}{240} \right), \\
 de : d + \frac{u}{|de|}(e - d) &= \left( -\frac{1}{2}, \frac{3}{4} \right) + \frac{u}{25/8} \left( 3, \frac{7}{8} \right) \quad \left( 0 \leq u \leq \frac{25}{8} \right).
 \end{aligned}$$

In cell  $ab-de$ , we have the ellipse

$$\mathcal{E}_1 : \left(x - \frac{24}{25}y + \frac{1}{2}\right)^2 + \left(\frac{7}{25}y + \frac{3}{4}\right)^2 = 1,$$

where  $0 \leq x \leq \frac{1}{2}$  and  $0 \leq y \leq \frac{25}{28}$ . In cell  $bc-de$ , we have the ellipse

$$\mathcal{E}_2 : \left(\frac{480}{481}(x-1) + \frac{24}{25}y - \frac{3}{2}\right)^2 + \left(\frac{31}{481}(x-1) + \frac{7}{25}y + \frac{3}{4}\right)^2 = 1,$$

where  $\frac{8599}{5232} \leq x \leq \frac{721}{240}$  and  $0 \leq y \leq \frac{3725}{5232}$ . Since  $\mathfrak{s} \in \mathcal{E}_1$ , then either

1.  $\pi_{\mathfrak{s}\mathfrak{t}}$  crosses  $\mathcal{E}_1$  but not  $\mathcal{E}_2$  If  $\pi_{\mathfrak{s}\mathfrak{t}}$  crosses  $\mathcal{E}_1$  but not  $\mathcal{E}_2$ , we find the following optimal path by elementary calculus. Travel in  $\mathcal{E}_1$  from  $\mathfrak{s}$  to  $(\frac{1}{14}(35\sqrt{2}-43), \frac{5}{28}(14\sqrt{2}-15))$  and then to  $\mathfrak{t}$  (outside of  $\mathcal{E}_1$  and outside of  $\mathcal{E}_2$ ). The length of this path is  $\frac{1}{240}(2851 - 1200\sqrt{2}) \approx 4.80810$ .
2.  $\pi_{\mathfrak{s}\mathfrak{t}}$  crosses both  $\mathcal{E}_1$  and  $\mathcal{E}_2$ . If  $\pi_{\mathfrak{s}\mathfrak{t}}$  crosses both  $\mathcal{E}_1$  and  $\mathcal{E}_2$ , then  $\pi_{\mathfrak{s}\mathfrak{t}}$  must exit  $\mathcal{E}_1$  at the same height it enters  $\mathcal{E}_2$  since  $\mathcal{E}_1$  is inclined towards  $\mathcal{E}_2$ . Let  $h$  be this height and let  $h'$  be the height at which  $\pi_{\mathfrak{s}\mathfrak{t}}$  exits  $\mathcal{E}_2$ . By elementary calculus, we find that for an  $xy$ -monotone path to be shortest, we need to have  $h = h'$ .

The length of such a shortest path can be expressed in the following way:

$$\frac{1591}{240} - \frac{49}{25}h - \frac{\sqrt{4375 - 4200h - 784h^2}}{100} - \frac{\sqrt{165296875 - 212680800h - 27373824h^2}}{12025},$$

for an  $h$  to be determined. If we look for the values of  $h$  for which the derivative of this last expression is 0, we find that  $h$  must be a solution of

$$\begin{aligned} p(h) = & 585090042379589947534557557525634765625 - 3039825965000401080955586792871093750000 h \\ & + 5307213095548843266935155031210937500000 h^2 - 297359521863013071113134071126750000000 h^3 \\ & - 649444075888789852190828979088700000000 h^4 + 562445109533777824218782819614464000000 h^5 \\ & + 193996238215889538903991144689745920000 h^6 + 21705929355568145355212682312548352000 h^7 \\ & + 826789346560923302640987287586865152 h^8 = 0. \end{aligned}$$

By numerical methods, we find  $h \approx 0.50696$  and the length of the corresponding path is approximately 4.59277, so it is a global weighted shortest  $xy$ -monotone path.

Notice that  $p$  is irreducible over  $\mathbb{Q}$ , since  $p$  is irreducible modulo 101 (and 101 does not divide the leading term of  $p$ ), see [8]. Moreover, by using a simplified version of Bajaj's lemma (refer to [6, 2]), we can prove that the Galois group of  $p$  is the symmetric group over 8 elements, which is not solvable. Hence,  $p(h) = 0$  is not solvable by radicals. Consequently, both the length of  $\pi_{\mathfrak{s}\mathfrak{t}}$  and the coordinates of its bending points cannot be computed by radicals.  $\square$

Combining this with Theorem 1 and Observation 1 we have the following result.

**Corollary 1.** *It is not possible to design an algorithm that can exactly solve the MinEx (or MaxIn) problem within the ACM $\mathbb{Q}$ .*

### 3 An Approximation Algorithm for the MinEx Problem

In this section, we present an approximation algorithm with an additive error for the MinEx problem. The input to the problem consists of two polygonal curves  $T_1$  and  $T_2$ , an arbitrary fixed leash length  $\varepsilon \geq 0$  and an approximation parameter  $\delta > 0$ . We want to compute a pair of parametrizations  $(\tilde{\alpha}_1, \tilde{\alpha}_2)$  and its quality  $Q_{\tilde{\alpha}_1, \tilde{\alpha}_2}^B$  for  $T_1$  and  $T_2$ , such that  $Q_{\tilde{\alpha}_1, \tilde{\alpha}_2}^B$  is a good approximation of  $Q^B(T_1, T_2)$ . We also want to construct two polygonal curves,  $T'_1$  and  $T'_2$  such that  $\delta_F(T'_1, T'_2) \leq \varepsilon$ , that correspond to a solution for

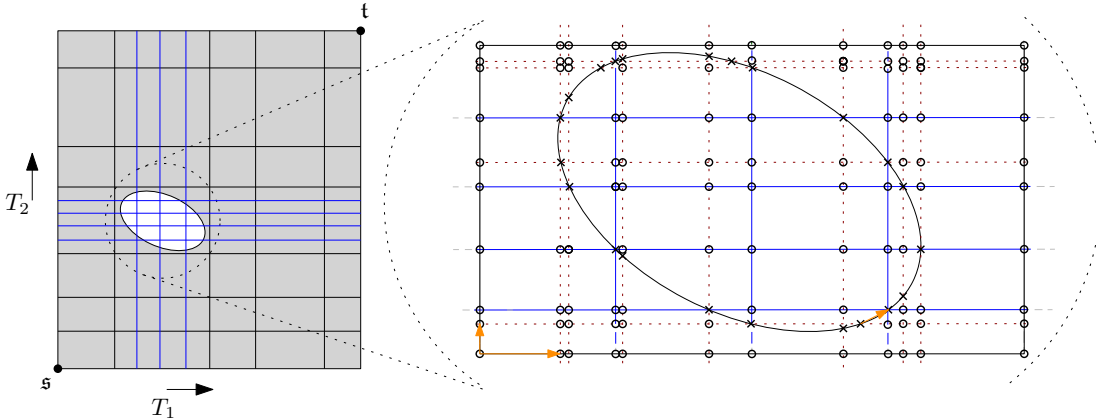
the MinEx problem. We abbreviate the deformed free-space diagram by  $F$ , its free-space by  $W$  and the forbidden-space by  $B$ . Recall that  $F$  consists of  $\mathcal{O}(n^2)$  cells and each cell is a rectangle, whose free space is (a portion of) an ellipse. Our approach is as follows.

We have seen in Section 1.2 how to transform the MinEx problem into the wShortMP problem in the deformed free space diagram  $F$ . To design an approximation algorithm for the wShortMP problem, we will define a graph  $G$  over  $F$ , and show that for each path  $\pi_{st}$  in  $F$ , there exists a path  $\tilde{\pi}_{st}$  in  $G$ , which stays close to  $\pi_{st}$ . Thus, paths in  $G$  approximates  $xy$ -monotone weighted shortest paths in  $F$ . Once we have a shortest path in  $G$ , it will be fairly straightforward to embed this path in  $F$ , and deduce an approximate solution for the MinEx problem. Though we are casting a geometric problem into a combinatorial setting, to simplify our notation, we may refer to a point  $p \in F$  as also a vertex  $p$  in  $G$  - the meaning will be clear from the context. We construct  $G$  as follows.

**Step 1: Construct  $F$ .** First compute the free-space diagram using the algorithm of Alt and Godau [1], then stretch the columns/rows of the diagram, such that widths/heights are equal to the length of the corresponding segments to obtain the deformed free-space diagram  $F$ .

**Step 2: Construct Grid.** Add  $\frac{n}{\delta}$  additional equidistant vertical and horizontal *grid lines* to  $F$  (Figure 3). Find the intersection of every vertical grid line  $\ell_{v_i}$  with the boundary of each ellipse. For each of these intersection points, add a new horizontal *intersection line*, passing through that point. Perform analogous steps for every horizontal grid line  $\ell_{h_i}$ . For each intersection point add a vertical intersection line, passing through that point.

**Step 3: Construct  $G$ .** Compute the arrangement  $A$  induced by all of the grid lines, the intersection lines and the boundary of ellipses. The vertices of  $G$  are the vertices in  $A$ . For each edge  $(p, q)$  in  $A$ , if either  $\overrightarrow{pq}$  or  $\overleftarrow{qp}$  is  $xy$ -monotone then add the corresponding directed edge into  $G$ . The weight of this edge is equal to its length in  $L_1$ -metric if it is lying in the forbidden space, otherwise it is zero.



**Figure 3:** An arrangement of lines and the boundary of an ellipse. Blue solid lines are grid lines and dotted dark red lines are intersection lines. Crosses represent vertices on the boundary of the ellipse resulting from intersections of the ellipse with the lines. Circles show some of the vertices on the intersection of (grid and intersection) lines. All vertices on a line are connected by directed edges (colored orange arrows) preserving  $xy$ -monotone ordering. Also, two vertices on the boundary of the ellipse are joined by an edge (also colored orange), if they are consecutive and the edge is  $xy$ -monotone.

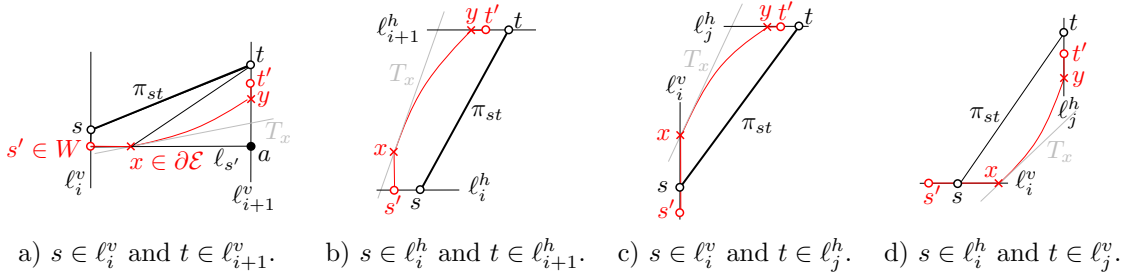
Observe that  $G$  is acyclic as all of its edges are directed and are  $xy$ -monotone. Compute a weighted shortest path from  $s$  to  $t$  in  $G$ , and output its corresponding geometric embedding as the desired approximate solution. In the next three lemmas, we establish that  $G$  can be used to provide an approximation algorithm for the wShortMP problem. First we need the following definition. A vertex  $s'$  is *directly dominated* by the point  $s \in F$ , if and only if,  $s'$  is dominated by  $s$  and there exists no vertex in  $G$  in the interior of  $ss'$ .

**Lemma 1.** *Let  $\pi_{st} \subset W$  be an  $xy$ -monotone shortest path from  $s$  to  $t$ , connecting  $s$  on a grid line  $\ell_s$  with  $t$  on another grid line  $\ell_t$  inside a parameter cell. Furthermore, let  $s' \in \ell_s$  (respectively,  $t' \in \ell_t$ ) be a vertex from  $G$  directly dominated by  $s$  (respectively,  $t$ ). Then, there exists a path  $\tilde{\pi}_{s't'}$  in  $G$  from  $s'$  to  $t'$ , such that  $\tilde{\pi}_{s't'} \subset W$ .*

*Proof.* Since  $s \in W$  and  $s'$  is directly dominated by  $s$ , we know  $s' \in W$  ( $s$  could be equal to  $s'$ ). We discuss the following four cases:

- a)  $s$  and  $t$  lie on two vertical lines  $\ell_i^v$  and  $\ell_{i+1}^v$  (Figure 4a)).  
Let  $a$  be the intersection point of  $\ell_{s'}$  with  $\ell_{i+1}^v$ . We walk on the horizontal line  $\ell_{s'} \ni s'$ , until we leave  $\mathcal{E}$  at a point  $x \in \partial\mathcal{E}$  or we reach  $a$ . If we encounter  $a$  first, we are done. Assume we first reach  $x$ . This implies that the gradient of  $\partial\mathcal{E}$  in  $x$  is positive and so its tangent line  $T_x$  has to be  $xy$ -monotone. Since  $\pi_{st} \subset W$ , it follows that  $\partial\mathcal{E}$  is squeezed between  $T_x$ ,  $\pi_{st}$ ,  $\ell_i^v$  and  $\ell_{i+1}^v$ . We denote this region by  $R$ . The boundary  $\partial\mathcal{E}$  cannot turn back, as this would contradict the convexity of  $\mathcal{E}$ . This implies that we can start at  $x$ , follow  $\partial\mathcal{E}$  using only  $xy$ -monotone edges, stay in  $R$  and reach  $\ell_{i+1}^v$  at a point  $y \in R$ . Since all the utilized edges lie in  $W$ , the final path is in  $W$ .
- b)  $s$  and  $t$  lie on two horizontal lines  $\ell_i^h$  and  $\ell_{i+1}^h$  (Figure 4b)).  
Use the same argument as in a), but first walk upwards.
- c)  $s \in \ell_i^v$  and  $t \in \ell_j^h$  (Figure 4c)).  
Use the same argument as in a), but first move to  $s$  and then walk upwards.
- d)  $s \in \ell_i^h$  and  $t \in \ell_j^v$  (Figure 4d)).  
Use the same argument as in a), but first move to  $s$  and then walk to the right.

After reaching the point  $y \in \partial\mathcal{E} \cap \ell_t$ , walk on  $\ell_t$  from  $y$  towards  $t$ , until the closest vertex  $t'$  lying below and to the left of  $t$  is reached. Since  $t, y \in W$ , that guarantees again  $t' \in W$ .  $\square$



**Figure 4:** Four cases of configurations for  $s$  and  $t$ , and their corresponding grid lines that are used in the proof of Lemma 1.

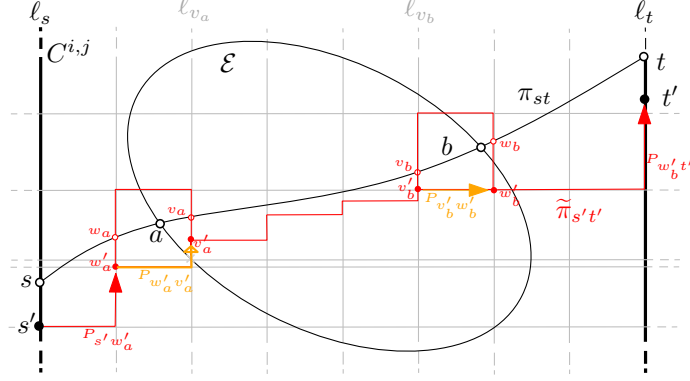
For the next lemma we need the following notation. Each parameter cell  $C^{i,j}$  of  $F$  defines a rectangle, having the left side  $C_L^{i,j}$ , the right side  $C_R^{i,j}$ , the bottom side  $C_B^{i,j}$  and the top side  $C_T^{i,j}$ . Furthermore, let  $\|\pi\|$  be the weighted length of a path  $\pi$  in  $F$ , measured using the  $L_1$ -metric. Let  $T$  be a polygonal curve composed of  $k$  segment,  $T = (t_0 t_1, t_1 t_2, \dots, t_{k-1} t_k)$ , then the length of  $T$ ,  $|T| = \sum_{i=1}^k |t_{i-1} t_i|$ .

**Lemma 2.** *Let  $C^{i,j}$  be an arbitrary parameter cell of  $F$ . Let  $\pi_{st}$  be a shortest  $xy$ -monotone path in  $C^{i,j}$ , connecting a point  $s \in C_L^{i,j} \cup C_B^{i,j}$  with an arbitrary point  $t \in C_T^{i,j} \cup C_R^{i,j}$ . Let  $\ell_s$  (respectively,  $\ell_t$ ) be the side of  $C^{i,j}$  on which  $s$  (respectively,  $t$ ) lies (see Figure 5). Let  $s' \in \ell_s$  (respectively,  $t' \in \ell_t$ ) be a vertex directly dominated by  $s$  (respectively,  $t$ ). Then, there exists an  $xy$ -monotone path  $\tilde{\pi}_{s't'}$ , such that  $\|\tilde{\pi}_{s't'}\| \leq \|\pi_{st}\| + 8 \frac{\delta}{n} \cdot \max\{|T_1|, |T_2|\}$ .*

*Proof.* We will construct a path  $\tilde{\pi}_{s't'} \subset G$  such that it connects  $s'$  and  $t'$ , and it passes through  $W$  whenever  $\pi_{st}$  passes through  $W$ . This guarantees that the weighted length of  $\tilde{\pi}_{s't'}$ , in  $L_1$ -metric, is not “much” bigger than that the weighted length of  $\pi_{st}$ . Let  $\mathcal{E}$  be the ellipse describing  $W$  in  $C^{i,j}$ . Since  $\mathcal{E}$  is convex and  $\pi_{st}$  is a shortest path, it implies that there exists at most one entrance point  $a$  into  $\mathcal{E}$  and at most one exit point  $b$  from  $\mathcal{E}$ .

Let  $v_a$  be the first point on  $\pi_{st}$  after  $a$  (w.r.t.  $\pi_{st}$ ) that is on a horizontal or vertical grid line  $\ell_a$  (see Figure 5). Let  $v'_a$  be the vertex directly dominated by  $v_a$ . Analogously, we define  $v_b$  as the last intersecting point on  $\pi_{st}$  with a horizontal or vertical grid line  $\ell_b$ , lying before  $b$ . We denote by  $v'_b \in \ell_b$  the vertex that is directly dominated by  $v_b$ . Let  $\pi_1, \dots, \pi_k$  be the sub curves between  $v_a$  and  $v_b$  on  $\pi_{st}$ , separated by





**Figure 5:** Illustration of the proof of Lemma 2.

grid lines. Their concatenation is the curve  $\pi_{v_a v_b}$  connecting  $v_a$  and  $v_b$  on  $\pi_{st}$ . We know that  $\pi_{ab} \subset W$ , so  $\pi_i \subset W$  for all  $i = 1, \dots, k$ . Let  $\tilde{\pi}_{v'_a v'_b} \subset W \cap G$  be the concatenation of the paths obtained by applying Lemma 1 on each  $\pi_i$ . The two remaining sub-curves of  $\pi_{st}$  (one before and one after  $\pi_{v_a v_b}$ ) are passing through obstacles. The parts in the cells enclosing  $a$  and  $b$  are exceptions. Let  $w_a$  be the entry point of  $\pi_{st}$  to the grid subcell that contains  $a$ . Let  $w'_a$  be its left bottom corner vertex. Since  $s$  and  $s'$  lie in the same grid cell, it follows:

$$|ss'|_x \leq \frac{\delta}{n} \cdot \max\{|T_1|, |T_2|\}, \quad (4)$$

where  $|ss'|_x$  denotes the length of the projection of  $ss'$  on the  $x$ -axis. Furthermore,  $w'_a$  is dominated by  $w_a$  and the weighted shortest connecting  $xy$ -monotone path  $\pi_{sw_a}$  between  $s$  and  $w_a$  lies completely inside  $B$ . Thus, it follows that  $|\tilde{\pi}_{sw'_a}| \leq |\pi_{sw_a}|$ . Combining this with (4), we obtain an  $xy$ -monotone weighted shortest connecting path  $\tilde{\pi}_{s'w'_a}$  from  $s'$  to  $w'_a$ , such that  $|\tilde{\pi}_{s'w'_a}| \leq |\pi_{sw_a}| + 2\frac{\delta}{n} \cdot \max\{|T_1|, |T_2|\}$ . We do not know how large the part of  $\pi_{w_a v_a}$  that passes through  $B$  or  $W$  is. Hence, we assume that  $\pi_{w_a v_a} \subset W$ . However  $\pi_{w_a v_a}$  is enclosed only by one grid cell (the one that contains  $w'_a$  and  $v'_a$ ). Thus, it follows that there exists an  $xy$ -monotone path  $\tilde{\pi}_{w'_a v'_a}$  (corresponding to  $\pi_{w_a v_a}$  and connecting  $w'_a$  with  $v'_a$ ), for which  $|\tilde{\pi}_{w'_a v'_a}| \leq 2\frac{\delta}{n} \cdot \max\{|T_1|, |T_2|\}$ . In the same way, we construct the paths  $\tilde{\pi}_{v'_b w'_b}$  and  $\tilde{\pi}_{w'_b t'}$ , such that the concatenation  $\tilde{\pi}_{s't'}$  of all these four paths is not much longer compared to  $|\pi_{st}|$ , i.e.,  $|\tilde{\pi}_{s't'}| \leq |\pi_{st}| + 8\frac{\delta}{n} \cdot \max\{|T_1|, |T_2|\}$ .  $\square$

**Lemma 3.** *The graph  $G$  has a complexity of  $\mathcal{O}\left(\frac{n^4}{\delta^2}\right)$ . If  $\pi_{st} \subset F$  (respectively,  $\tilde{\pi}_{st} \subset G$ ) is a weighted shortest  $xy$ -monotone path in  $F$  (respectively,  $G$ ) then  $|\pi_{st}| \leq |\tilde{\pi}_{st}| \leq |\pi_{st}| + \delta \cdot \max\{|T_1|, |T_2|\}$ .*

*Proof.* Denote the sequence of grid cells that  $\pi_{st}$  intersects from  $s$  to  $t$  by  $c_1, \dots, c_k$ . Let  $\tilde{\pi}_{st}$  be the concatenation of the paths obtained by applying Lemma 2 with  $\delta := \frac{\delta}{16}$  on each  $c_i$ . The error made in each cell is therefore upper bounded by  $\frac{\delta}{2n} \cdot \max\{|T_1|, |T_2|\}$ . Since  $\pi_{st}$  passes through at most  $2n$  cells, it follows that  $|\pi_{st}| \leq |\tilde{\pi}_{st}| \leq |\pi_{st}| + \delta \cdot \max\{|T_1|, |T_2|\}$ . Each of the  $\frac{16n}{\delta}$  grid lines can intersect at most  $2n$  ellipses, thus requiring the addition of at most  $\frac{32n^2}{\delta}$  additional intersection lines. So, the arrangement of all these lines has a complexity of  $\mathcal{O}\left(\frac{n^4}{\delta^2}\right)$ .  $\square$

The above lemma shows that for the wShortMP problem,  $\tilde{\pi}_{st} \subset G$  approximates  $\pi_{st} \subset F$ . Next, we show how to derive an approximate solution for the MinEx problem, given  $\tilde{\pi}_{st}$ . The path  $\tilde{\pi}_{st}$  passes through a sequence of parameter cells. For each edge in  $\tilde{\pi}_{st}$ , find its embedding in  $F$ . Since each of these embedded edges are  $xy$ -monotone and the end vertex of one edge is the start vertex of the next one, this results in an  $xy$ -monotone path from  $s$  to  $t$  in  $F$ . Let  $\pi_{st}$  be the weighted shortest  $xy$ -monotone path connecting  $s$  to  $t$ . From Lemma 3 it follows that  $|\pi_{st}| \leq |\tilde{\pi}_{st}| \leq |\pi_{st}| + \delta \cdot \max\{|T_1|, |T_2|\}$ . Since  $\tilde{\pi}_{st}$  is a concatenation of segments, it can be directly transformed into two corresponding parametrizations  $\tilde{\alpha}_1$  and  $\tilde{\alpha}_2$ . Since  $|\pi_{st}| \leq |\tilde{\pi}_{st}| + \delta \cdot \max\{|T_1|, |T_2|\}$ , the approximation quality of the solution  $(\tilde{\alpha}_1, \tilde{\alpha}_2)$  follows from Observation 1. Let  $\tilde{\pi}_{ab}$  be a maximal subpath of  $\tilde{\pi}_{st}$ , passing through the forbidden-space and

connecting the points  $a$  and  $b$ , which lie both on the boundary of the free-space. These points correspond to two matchings  $(a_1, a_2)$  and  $(b_1, b_2)$  of two points lying on  $T_1$  and  $T_2$ . Since both lie on the boundary of the free-space, it follows that  $|a_1 a_2| = \varepsilon$  and  $|b_1 b_2| = \varepsilon$ . This implies that the Fréchet distance between  $a_1 b_1$  and  $a_2 b_2$  is not greater than  $\varepsilon$ . We exchange the curve between  $a_1$  and  $b_1$  on  $T_1$  by the segment  $a_1 b_1$  and we proceed analogously for the curve between  $a_2$  and  $b_2$  on  $T_2$  using the segment  $a_2 b_2$ . With these substitutions for all maximal subcurves of  $\tilde{\pi}_{\text{st}}$ , passing through the forbidden-space, we obtain two new polygonal curves  $T'_1$  and  $T'_2$ , with  $\delta_F(T'_1, T'_2) \leq \varepsilon$ . Observation 1 implies, that the sum of the lengths of the removed subcurves on  $T_1$  and  $T_2$  is equal to  $Q_{\tilde{\alpha}_1 \tilde{\alpha}_2}^B$ . So, the sum of the lengths of the substituted curves does not exceed  $Q^B(T_1, T_2) + \delta \cdot \max\{|T_1|, |T_2|\}$ . The running time follows directly from Lemma 3, by running the linear time algorithm for finding a shortest path in a directed acyclic graph. We summarize our result for the MinEx problem in the following theorem.

**Theorem 2.** *Given two polygonal curves  $T_1$  and  $T_2$  in the plane, an arbitrary fixed  $\varepsilon \geq 0$  and an approximation parameter  $\delta > 0$ , we can compute in  $\mathcal{O}(\frac{n^4}{\delta^2})$  time a pair of parametrizations  $(\tilde{\alpha}_1, \tilde{\alpha}_2)$  and its quality  $Q_{\tilde{\alpha}_1 \tilde{\alpha}_2}^B$  for  $T_1$  and  $T_2$ , such that  $Q^B(T_1, T_2) \leq Q_{\tilde{\alpha}_1 \tilde{\alpha}_2}^B \leq Q^B(T_1, T_2) + \delta \cdot \max\{|T_1|, |T_2|\}$ . Furthermore, we can construct two polygonal curves,  $T'_1$  and  $T'_2$ , realizing  $Q_{\tilde{\alpha}_1 \tilde{\alpha}_2}^B$ , such that  $\delta_F(T'_1, T'_2) \leq \varepsilon$ , if the distances between starting and ending points of  $T_1$  and  $T_2$  are not greater than  $\varepsilon$ .*

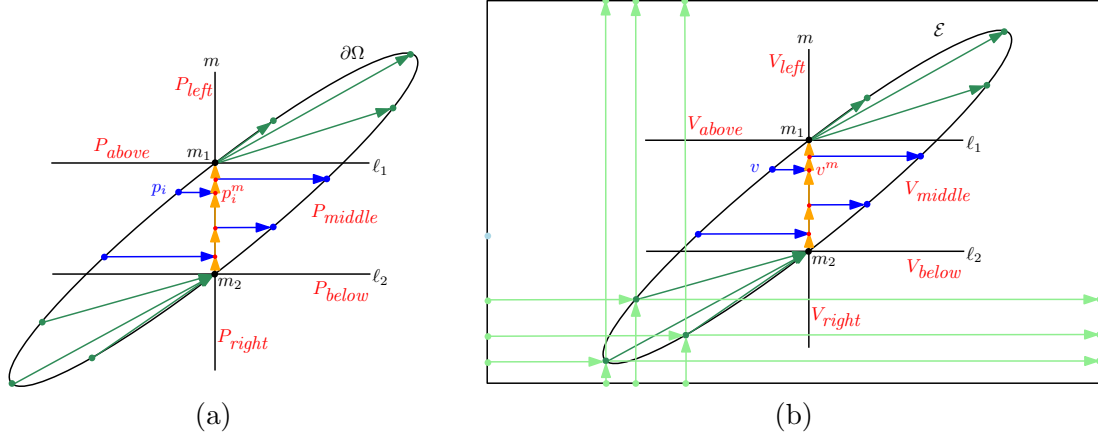
## 4 Improvements for the MinEx and MaxIn problems

First, we present an abstract problem and then use it to improve the solutions to the MinEx and MaxIn problems. Suppose  $\Omega$  is a convex region and  $P$  is a set of  $n$  points on the boundary of  $\Omega$ , denoted  $\partial\Omega$ . Two points  $p_1$  and  $p_2$  are said to be  $xy$ -monotone if  $p_1 p_2$  is  $xy$ -monotone, in which case we write  $p_1 \uparrow p_2$ . Our goal is to construct a directed graph  $G'(P)$ , where the vertices of  $G'(P)$  are Steiner points together with the points in  $P$  satisfying the following. For each pair of points  $p_i, p_j \in P$  such that  $p_i \uparrow p_j$ , there exists a directed path in  $G'$  between the vertex corresponding to  $p_i$  to the vertex corresponding to  $p_j$  and the cost of this path is  $|p_i p_j|_1$ , where  $|p_i p_j|_1$  is the length of  $p_i p_j$  in  $L_1$ -metric. We can accomplish this task by examining  $\binom{n}{2}$  pairs of points from  $P$ . However, we show that  $G'(P)$  can be constructed with the aid of Steiner points in  $\mathcal{O}(n \log n)$  time and size. Our method is based on the following simple geometric observations [10].

**Observation 2.** *Let  $a$  (respectively,  $b$ ) be a point in the South-West (respectively, North-East) quadrant of the Cartesian coordinate system. Then there exists an  $L_1$ -shortest path from  $a$  to  $b$  that passes through the origin.*

**Observation 3.** *Let  $a$  and  $b$  be two points such that  $a \uparrow b$ . Any  $xy$ -monotone path from  $a$  to  $b$  lies inside the bounding box of  $a$  and  $b$ . Furthermore, all  $xy$ -monotone paths from  $a$  to  $b$ , have the same length in  $L_1$ -metric.*

We compute  $G'(P)$  as follows. Initialize the vertex set of  $G'(P)$  to be  $P$ . Then add the following Steiner points. Compute the vertical median line  $m$ , splitting  $P$  into at least  $\lfloor \frac{|P|}{2} - 1 \rfloor$  points to the left and at least  $\lfloor \frac{|P|}{2} - 1 \rfloor$  points to the right of  $m$ , respectively (Figure 6a). Let  $m_1$  be the upper and  $m_2$  be the lower intersection points of  $m \cap \partial\Omega$ . Denote by  $\ell_1$  and  $\ell_2$  the horizontal lines containing  $m_1$  and  $m_2$ , respectively. Add  $m_1$  and  $m_2$  as Steiner points to the set of vertices of  $G'(P)$ . Partition  $P$  into three sets as follows. Let  $P_{\text{above}}$  be the set of points lying above  $\ell_1$ ,  $P_{\text{below}}$  be the set of points lying below  $\ell_2$  and let  $P_{\text{middle}} = P \setminus (P_{\text{below}} \cup P_{\text{above}})$ . For all the points  $p_i \in P_{\text{middle}}$ , compute their orthogonal projection  $p_i^m$  onto  $m$ . Add  $p_i^m$  as a Steiner point. Moreover, add the edge  $(p_i, p_i^m)$  to  $G'(P)$ , directed with respect to  $xy$ -monotone order. This projection onto  $m$  implies an ordering among the points in  $P_{\text{middle}}$ , with respect to increasing  $y$ -coordinate. Let  $\langle p_1, \dots, p_k \rangle = P_{\text{middle}}$  be this ordering. For  $i = 1, \dots, k - 1$ , add the edges  $(p_i^m, p_{i+1}^m)$  to  $G'(P)$ , directed with respect to  $xy$ -monotone order. Also add the edges  $(m_2, p_1^m)$  and  $(p_k^m, m_1)$ . For all vertices  $p_i \in P_{\text{above}}$  (respectively,  $p_j \in P_{\text{below}}$ ), add the edge  $(m_1, p_i)$  (respectively,  $(p_j, m_2)$ ). The weight of each edge is its length in  $L_1$ -metric. Let  $P_{\text{left}}$  (respectively,  $P_{\text{right}}$ ) be the set of elements of  $P$  lying to the left (respectively, right) of  $m$ . Recursively apply the construction for  $P_{\text{left}}$  and  $P_{\text{right}}$ .



**Figure 6:** (a) The point set  $P$  is partitioned with respect to its median line  $m$ . Each  $p_i \in P_{middle}$  is projected onto  $m$  (blue arrows and red disks). The projections are ordered with respect to their  $y$ -coordinates (orange arrows). Each  $p_j \in P_{above}$  (respectively,  $p_j \in P_{below}$ ) is connected to  $m_1$  (respectively,  $m_2$ ) (dark green arrows). (b) Each  $v \in V_{\partial \mathcal{E}}$  is connected by directed  $xy$ -monotone edges (light green edges) to all four sides of  $\partial C^{i,j}$ .

**Lemma 4.** *Let  $\Omega$  be a convex region and  $P$  be a set of  $n$  points on its boundary. For each pair of points  $p_i, p_j \in P$  such that  $p_i \uparrow p_j$ , there exists a path  $\tilde{\pi}_{p_i, p_j}$  in  $G'(P)$  between the vertex corresponding to  $p_i$  to the vertex corresponding to  $p_j$ , and its cost is  $|p_i p_j|_1$ . Furthermore, the complexity of  $G'(P)$  is  $\mathcal{O}(n \log n)$ .*

*Proof.* The points  $p_i$  and  $p_j$  are separated by a median line in one of the recursive calls. Since  $p_i \uparrow p_j$ , the projection of  $p_i$  is below the projection of  $p_j$  on that median line. Thus, they are connected by an  $xy$ -monotone path  $\tilde{\pi}_{p_i, p_j}$  in  $G'$ . The cost of this path follows from Observation 3. The recursion depth is at most  $\mathcal{O}(\log n)$  as the problem is partitioned with respect to the median. In each call, a linear number of edges and Steiner points are added with respect to the size of the input. Thus  $G'$  has  $\mathcal{O}(n \log n)$  vertices and directed edges.  $\square$

**Improvement for the MinEx problem:** In Section 3, we showed how to find an approximate solution to wShortMP in  $\mathcal{O}\left(\frac{n^4}{\delta^2}\right)$  time. To do so, we defined a neighborhood graph  $G = (V, E)$  of size  $\mathcal{O}\left(\frac{n^4}{\delta^2}\right)$ , computed a shortest path  $\tilde{\pi}$  in  $G$  and proved that  $\tilde{\pi}$  approximates the solution to wShortMP. In this section, we show how to compute an approximate solution from a neighborhood graph  $G^*$  of size  $\mathcal{O}\left(\frac{n^3}{\delta} \log\left(\frac{n}{\delta}\right)\right)$ . The graph  $G^*$  is defined as follows. For each parameter cell  $C^{i,j}$  with ellipse  $\mathcal{E}$ , we restrict  $V$  to the boundaries of  $C^{i,j}$  and  $\mathcal{E}$ . Formally, let  $V_{\partial C^{i,j}} = \partial C^{i,j} \cap V$  and  $V_{\partial \mathcal{E}} = \partial \mathcal{E} \cap V$ . The vertex set of  $G^*$  for this cell is  $V_{\partial C^{i,j}} \cup V_{\partial \mathcal{E}} \cup V'$ , where  $V'$  is the set of vertices of  $G'(V_{\partial \mathcal{E}})$  as defined above.

**Lemma 5.** *The size of  $V_{\partial C^{i,j}} \cup V_{\partial \mathcal{E}} \cup V'$  is  $\mathcal{O}\left(\frac{n}{\delta} \log\left(\frac{n}{\delta}\right)\right)$ .*

*Proof.* Based on the construction of  $G$ , in Section 3, there are  $\frac{n}{\delta}$  equidistant vertical and horizontal grid lines. In the worst case all of them are intersecting  $\partial C^{i,j}$  and  $\partial \mathcal{E}$ . Also for each intersection point on  $\partial \mathcal{E}$  there exists an intersection line. So, in the worst case, the total number of vertices of  $G$  on  $\partial C^{i,j}$  and  $\partial \mathcal{E}$  (i.e.,  $V_{\partial C^{i,j}} \cup V_{\partial \mathcal{E}}$ ) is  $\frac{4n}{\delta} = \mathcal{O}\left(\frac{n}{\delta}\right)$ . Moreover, since  $V'$  is the set of vertices of  $G'(V_{\partial \mathcal{E}})$ , based on Lemma 4 the complexity of  $G'(V_{\partial \mathcal{E}})$  is  $\mathcal{O}\left(\frac{n}{\delta} \log\left(\frac{n}{\delta}\right)\right)$ . So, the size of  $V_{\partial C^{i,j}} \cup V_{\partial \mathcal{E}} \cup V'$  is  $\mathcal{O}\left(\frac{n}{\delta}\right) + \mathcal{O}\left(\frac{n}{\delta} \log\left(\frac{n}{\delta}\right)\right) = \mathcal{O}\left(\frac{n}{\delta} \log\left(\frac{n}{\delta}\right)\right)$ .  $\square$

For each parameter cell  $C^{i,j}$  with ellipse  $\mathcal{E}$ , we define the set of edges of  $G^*$  as follows. For each  $v \in V_{\partial \mathcal{E}}$ , there is an edge between  $v$  and each of its projections on  $\partial C^{i,j}$ . Each of these edges are directed with respect to the  $xy$ -monotone order and weighted by the length of their intersection with the forbidden space (Figure 6b). Moreover, each edge in  $G'(V_{\partial \mathcal{E}})$  is an edge in this cell with weight zero. Finally,  $G^*$  is the union of all the graphs defined for each cell.

**Lemma 6.** *The size of  $G^*$  is  $\mathcal{O}\left(\frac{n^3}{\delta} \log\left(\frac{n}{\delta}\right)\right)$ .*

We now explain how to compute an approximate solution to wShortMP by using  $G^*$  as a neighborhood graph.

**Lemma 7.** *Let  $\tilde{\pi}_{s't'} \subset G$  be a weighted shortest path connecting two points on the boundary of  $C^{i,j}$ . Then, there exists a path  $\tilde{\pi}_{s't'}^*$  in  $G^*$ , such that  $\|\tilde{\pi}_{s't'}^*\| \leq \|\tilde{\pi}_{s't'}\|$ .*

*Proof.* Let  $\mathcal{E}$  be the ellipse corresponding to  $C^{i,j}$ . Since  $\tilde{\pi}_{s't'}$  corresponds to an  $xy$ -monotone path, there exists at most one vertex  $a$  (respectively,  $b$ ) where  $\tilde{\pi}_{s't'}$  enters (respectively, exits)  $\mathcal{E}$ . So,  $\tilde{\pi}_{s't'}$  consists of three sub-paths  $\tilde{\pi}_{s'a} \subset B$ ,  $\tilde{\pi}_{ab} \subset W$  and  $\tilde{\pi}_{bt'} \subset B$ , whose concatenation is  $\tilde{\pi}_{s't'}$ . Here,  $a$  is defined as the last (respectively, first) vertex of  $\tilde{\pi}_{s'a}$  (respectively,  $\tilde{\pi}_{ab}$ ) and  $b$  as the last (respectively, first) vertex of  $\tilde{\pi}_{ab}$  (respectively,  $\tilde{\pi}_{bt'}$ ). Since  $\tilde{\pi}_{s'a}$  is  $xy$ -monotone, it follows that  $a$  dominates  $s'$ . Moreover,  $a$  dominates the orthogonal projection of  $a$  onto the grid line on which  $s'$  lies. This implies that there exists a path  $\tilde{\pi}_{s'a}^*$  connecting  $s'$  and  $a$ . Since  $\tilde{\pi}_{s'a} \subset B$  and both paths have the same ending points, it follows  $\|\tilde{\pi}_{s'a}^*\| \leq \|\tilde{\pi}_{s'a}\|$ . Since  $\tilde{\pi}_{ab}$  is  $xy$ -monotone, we have  $a \uparrow b$ . It follows from Lemma 4 that there exists a path  $\tilde{\pi}_{ab}^* \subset W$ . This implies that  $\|\tilde{\pi}_{ab}^*\| = 0$  (because the weight in free-space is zero). Analogously, to the construction of  $\tilde{\pi}_{s'a}^*$  it follows, that there exists a path in  $G^*$ , such that  $\|\tilde{\pi}_{bt'}^*\| \leq \|\tilde{\pi}_{bt'}\|$ . The concatenation of the three constructed paths results in the required path.  $\square$

The following theorem is an improvement over Theorem 2. The proof is the same except that for each parameter cell, we apply Lemma 7 instead of Lemma 3.

**Theorem 3.** *Given two polygonal curves  $T_1$  and  $T_2$  in the plane, an arbitrary fixed  $\varepsilon > 0$  and an approximation parameter  $\delta > 0$ , we can compute in  $\mathcal{O}\left(\frac{n^3}{\delta} \log\left(\frac{n}{\delta}\right)\right)$  time a pair of parametrizations  $(\tilde{\alpha}_1, \tilde{\alpha}_2)$  and its quality  $Q_{\tilde{\alpha}_1\tilde{\alpha}_2}^B$  for  $T_1$  and  $T_2$ , such that  $Q^B(T_1, T_2) \leq Q_{\tilde{\alpha}_1\tilde{\alpha}_2}^B \leq Q^B(T_1, T_2) + \delta \cdot \max\{|T_1|, |T_2|\}$ . Furthermore, we can construct two polygonal curves,  $T'_1$  and  $T'_2$ , realizing  $Q_{\tilde{\alpha}_1\tilde{\alpha}_2}^B$ , such that  $\delta_F(T'_1, T'_2) \leq \varepsilon$ , if the distances between starting and ending points of  $T_1$  and  $T_2$  are not greater than  $\varepsilon$ .*

**Improvement for the MaxIn problem:** Har-Peled and Yusu [9] proposed an  $(1 - \delta)$ -approximation algorithm for the MaxIn problem whose running time is  $\mathcal{O}\left(\frac{n^4}{\delta^2}\right)$ , where  $n$  is the size of the input polygonal curves. For each parameter cell  $C^{i,j}$  with free-space  $\mathcal{E}$ , they place  $\frac{4n}{\delta|\partial\mathcal{E}|}$  Steiner points uniformly on  $\partial\mathcal{E}$ . After projecting the Steiner points onto the four sides of  $C^{i,j}$ , they use dynamic programming to find an optimum path between them inside this cell. Their algorithm performs  $\mathcal{O}\left(\frac{n^2}{\delta^2}\right)$  operations per cell. We improve their solution by proving that it is sufficient to perform  $\mathcal{O}\left(\frac{n}{\delta} \log\left(\frac{n}{\delta}\right)\right)$  operations for each cell.

Similarly to our improved solution to the MinEx problem, we construct a neighborhood graph  $G^*$ . Here though, for each parameter cell  $C^{i,j}$  with free-space  $\mathcal{E}$ , the set of vertices and edges of  $G^*$  is defined as follows. Let  $V_{\partial\mathcal{E}}$  be the set of  $\frac{4n}{\delta|\partial\mathcal{E}|}$  equally spaced Steiner points on  $\partial\mathcal{E}$  as in the algorithm of [9]. Each  $v \in V_{\partial\mathcal{E}}$  is connected to its four orthogonal projections onto the sides of  $C^{i,j}$ . Also, every two consecutive projection points on the boundary of  $C^{i,j}$  are connected by an edge. For vertices in  $V_{\partial\mathcal{E}}$ , we construct the graph  $G'(V_{\partial\mathcal{E}})$ . Each edge in  $G^*$  is directed with respect to  $xy$ -monotone order and is assigned a weight equal to the length of its portion that lies inside  $\mathcal{E}$ .

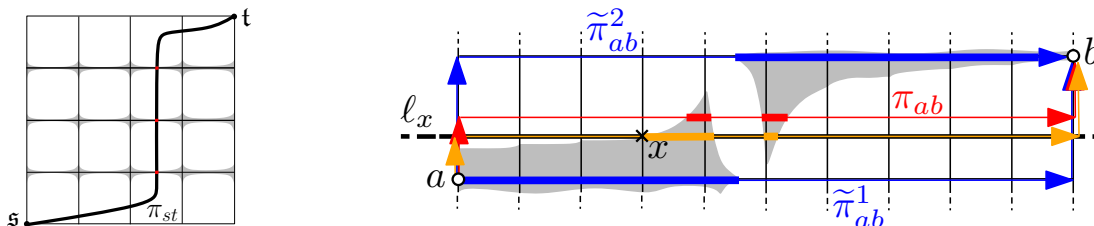
**Theorem 4.** *Given two polygonal curves  $T_1$  and  $T_2$  in the plane, an arbitrary fixed  $\varepsilon > 0$  and an approximation parameter  $\delta > 0$ , we can compute in  $\mathcal{O}\left(\frac{n^3}{\delta} \log\left(\frac{n}{\delta}\right)\right)$  time a pair of parametrizations  $(\tilde{\alpha}_1, \tilde{\alpha}_2)$  and its quality  $Q_{\tilde{\alpha}_1\tilde{\alpha}_2}^W$  for  $T_1$  and  $T_2$ , such that  $(1 - \delta) Q^W(T_1, T_2) \leq Q_{\tilde{\alpha}_1\tilde{\alpha}_2}^W \leq Q^W(T_1, T_2)$ . Furthermore, we can construct two polygonal curves,  $T'_1$  and  $T'_2$ , realizing  $Q_{\tilde{\alpha}_1\tilde{\alpha}_2}^W$ , such that  $\delta_F(T'_1, T'_2) \leq \varepsilon$ , if the distances between starting and ending points of  $T_1$  and  $T_2$  are not greater than  $\varepsilon$ .*

*Proof.* From the above construction, Lemma 4 and Observation 3 it follows that for each pair of vertices  $v$  and  $w$  on  $\partial\mathcal{E}$ , such that  $v \uparrow w$ , there exists a directed path in  $G'(V_{\partial\mathcal{E}})$  joining  $v$  to  $w$ , lying in  $\mathcal{E}$ . Moreover, these vertices are connected to the boundary of their cells using the projected edges, and the cells are glued together at the projection points. Hence, there is an  $xy$ -monotone path  $\tilde{\pi}^*$  in  $G^*$  from  $\mathfrak{s}$  to  $\mathfrak{t}$ . The fact that the cost of  $\tilde{\pi}^*$  is at least  $(1 - \delta)$  of an optimum path follows from [9].

Since  $|V_{\partial\mathcal{E}}| = \mathcal{O}\left(\frac{n}{\delta}\right)$ , the size of  $G'(V_{\partial\mathcal{E}})$  inside each  $C^{i,j}$  is  $\mathcal{O}\left(\frac{n}{\delta} \log\left(\frac{n}{\delta}\right)\right)$ . Hence, the size of  $G^*$  is  $\mathcal{O}\left(\frac{n^3}{\delta} \log\left(\frac{n}{\delta}\right)\right)$ . Each edge of  $G^*$  is directed to maintain  $xy$ -monotone order. Thus, it is a directed acyclic graph and we can find a longest path in time linear in the size of the graph.  $\square$

## 5 Conclusion

Our approach to measure the similarity between two polygonal curves in the presence of outliers is to minimize the portions of the curves where the matching is not possible (MinEx problem) or maximize the matched subcurves (MaxIn problem). After proving that these problems are not solvable in the ACMQ, we designed approximation algorithms for the MinEx and MaxIn problems. What makes the solutions to



a) An arbitrarily small  $Q^B(T_1, T_2)$ . b) A path decision could be locally good, but maybe globally bad.

**Figure 7:** a) A free-space diagram in which the weighted parts (red subcurves) of a weighted shortest  $xy$ -monotone path  $\pi_{st}$  are arbitrary small, compared to the length of  $T_1$  and  $T_2$ . b) A weighted shortest subpath  $\pi_{ab}$  and the two possibilities  $\tilde{\pi}_{ab}^1$  and  $\tilde{\pi}_{ab}^2$ , to stay on  $G$  close to  $\pi_{ab}$ . Both solutions have a weight (sum of the lengths of the fat blue subpaths) much bigger than that of an optimal (sum of the lengths of the fat red subpaths). An additional intersection line, determined by an intersection point  $x$  of the boundary of an ellipse and a grid line, enables a path  $\tilde{\pi}_{st}$ , whose weighted subpaths are much smaller (sum of the lengths of the fat orange subpaths).

the MinEx problem difficult to approximate is that, for any cell  $C^{i,j}$  with ellipse  $\mathcal{E}$ , its forbidden space can be disconnected and the optimum path length may be negligible. But in the MaxIn problem, we benefit from the convexity of  $\mathcal{E}$ , as  $|\partial\mathcal{E}| = \mathcal{O}(|\omega|)$ , where  $\omega$  denotes the portion of the curves that are within Fréchet distance of  $\epsilon$  in an optimal solution. This property gives us an opportunity to discretize  $\partial\mathcal{E}$  based on its length and  $\delta$  such that the summation of the errors along an  $xy$ -monotone path will not be more than  $\delta|\omega|$ . One of the open questions is whether it is possible to design a FPTAS for the MinEx problem. The canonical approach to achieve a multiplicative approximation error of  $(1 \pm \delta)$  is to place additional Steiner points, with “sufficient” density, based on  $\delta$ . Then, one could compute an  $xy$ -monotone weighted path in a neighborhood graph connecting these Steiner points. Such a task for the MinEx problem seems hard to achieve within reasonable running time. The main reason for this is that the sum of the parts of a shortest path  $\pi_{st}$ , being responsible for the weighted length of  $\pi_{st}$ , could be arbitrary small compared to the length of the considered polygonal curves (Figure 7 shows an example). This implies that the number of required Steiner points could be arbitrary large and thus it seems hard to guarantee a running time which is polynomial in the input parameters.

## References

- [1] Helmut Alt and Michael Godau. Computing the fréchet distance between two polygonal curves. *Int. J. Comput. Geometry Appl.*, 5:75–91, 1995.
- [2] Chandrajit L. Bajaj. The algebraic degree of geometric optimization problems. *Discrete & Computational Geometry*, 3:177–191, 1988.
- [3] Kevin Buchin, Maike Buchin, Joachim Gudmundsson, Maarten Löffler, and Jun Luo. Detecting commuting patterns by clustering subtrajectories. *Int. J. Comput. Geometry Appl.*, 21(3):253–282, 2011.

- [4] Kevin Buchin, Maike Buchin, Marc J. van Kreveld, Maarten Löffler, Rodrigo I. Silveira, Carola Wenk, and Lionov Wiratma. Median trajectories. In *ESA (1)*, pages 463–474, 2010.
- [5] Kevin Buchin, Maike Buchin, and Yusu Wang. Exact algorithms for partial curve matching via the fréchet distance. In *SODA*, pages 645–654, 2009.
- [6] Jean-Lou De Carufel, Carsten Grimm, Anil Maheshwari, Megan Owen, and Michiel Smid. Unsolvability of the weighted region shortest path problem. In *EuroCG*, pages 65–68, 2012.
- [7] Anne Driemel and Sariel Har-Peled. Jaywalking your dog: computing the fréchet distance with shortcuts. In *SODA*, pages 318–337, 2012.
- [8] David S. Dummit and Richard M. Foote. *Abstract Algebra*. Wiley, 2003.
- [9] Sariel Har-Peled and Yusu Wang. Partial curve matching under the fréchet distance. In *Technical Reports, Ohio State University*, <ftp://ftp.cse.ohio-state.edu/pub/tech-report/2007/TR73.pdf>, 2007.
- [10] D. T. Lee, Chung-Do Yang, and T. H. Chen. Shortest rectilinear paths among weighted obstacles. *Int. J. Comput. Geometry Appl.*, 1(2):109–124, 1991.
- [11] Marc J. van Kreveld and Lionov Wiratma. Median trajectories using well-visited regions and shortest paths. In *GIS*, pages 241–250, 2011.