

Response of a DC RC circuit in series embedded with a rotating varco

Sparisoma Viridi*

Nuclear Physics and Biophysics Research Division
Institut Teknologi Bandung, Bandung 40132, Indonesia

Siti Nurul Khotimah†

Nuclear Physics and Biophysics Research Division
Institut Teknologi Bandung, Bandung 40132, Indonesia

September 20, 2018

Abstract

Response in electric potential U from a DC RC circuit in series has been obtained by varying the capacitance of the capacitor C . Variation of the capacitance begins at $t_0 > 0$. Alternating response is observed when the periode of change of capacitance in the same order as $\tau = RC$, which is held constant for $t < t_0$ and varied in triangle form for $t > t_0$.

Keywords: DC circuit, RC circuit, rotating varco, response.

*dudung@fi.itb.ac.id

†nurul@fi.itb.ac.id

1 Introduction

In a simple direct current circuit (DC) in series consisted of a battery, a resistor, and a capacitor current response is normally exponentially decayed to zero with increasing of time [1]. Alternating current response can be obtained when the voltage source has a alternating current (AC) type [2]. An AC response in a DC resistor-capacitor (RC) circuit in series can be also observed when the capacitance of the capacitor is varied with time, as reported in this work.

2 Variabel condensator

A variable condensator or also known as varco is a capacitor that its capacitance can be varied. One type is varied by turning its rotor clockwise and counterclockwise [3]. Suppose that a varco consists of a pair of half circle plate with diameter D then its capacitance can be defined as

$$C = \frac{\epsilon_0 D^2}{8d} |\pi - \theta|, \quad (1)$$

with d is the distance between pair of the half circle plate and ϵ_0 is vacuum permitivity. The angle θ is periodic in $[0, 2\pi]$. If the varco rotor is rotating with uniform angular velocity ω then the angular position is

$$\theta = \omega t. \quad (2)$$

Substitution of Equation (1) into Equation (2) will give the capacitance of the varco as function of time

$$C = \frac{\epsilon_0 D^2}{8d} |\pi - \omega t|. \quad (3)$$

3 A DC RC circuit in series

A DC RC circuit in series consisted of battery ε , resistor R , and capacitor C has a relation

$$\varepsilon - IR - \frac{Q}{C} = 0, \quad (4)$$

with relation between current I and charge Q is

$$I = \frac{dQ}{dt}. \quad (5)$$

Derivation of Equation (4) using (5) will give the relation

$$\frac{dI}{dt} + \frac{I}{\tau} - \frac{Q}{C\tau} \frac{dC}{dt} = 0, \quad (6)$$

with

$$\tau = RC. \quad (7)$$

Substituting expression of Q/C from Equation (4) into Equation (6) will give

$$\frac{dI}{dt} = - \left(\frac{1}{\tau} + \frac{R}{\tau} \frac{dC}{dt} \right) I + \frac{\varepsilon}{\tau} \frac{dC}{dt}, \quad (8)$$

that will reduce to known result [1] for constant capacitance, $dC/dt = 0$. In this case expression of dC/dt can be found from Equation

$$\frac{dC}{dt} = \frac{\varepsilon_0 D^2}{8d} \cdot \begin{cases} 0, & t < t_0 \\ -\omega, & t_0 + 2n\pi/\omega \leq t < t_0 + (2n+1)\pi/\omega \\ \omega, & t_0 + (2n+1)\pi/\omega \leq t < t_0 + 2(n+1)\pi/\omega \end{cases}, \quad (9)$$

with t_0 is start time of rotating varco. It is chosen that the capacitance

$$C = \frac{\epsilon_0 D^2}{8d} \cdot \begin{cases} \pi, & t < t_0 \\ \pi - \omega t, & t_0 + 2n\pi/\omega \leq t < t_0 + (2n+1)\pi/\omega \\ \omega t - \pi, & t_0 + (2n+1)\pi/\omega \leq t < t_0 + 2(n+1)\pi/\omega \end{cases} . \quad (10)$$

Then it can also be obtained that

$$\tau = \frac{R\epsilon_0 D^2}{8d} \cdot \begin{cases} \pi, & t < t_0 \\ \pi - \omega t, & t_0 + 2n\pi/\omega \leq t < t_0 + (2n+1)\pi/\omega \\ \omega t - \pi, & t_0 + (2n+1)\pi/\omega \leq t < t_0 + 2(n+1)\pi/\omega \end{cases} . \quad (11)$$

4 Numerical solution

Equation (8) with Equation(9)-(11) can be solved numerically, using *e.g.* Euler method [4], which is

$$I(t + \Delta t) = I(t) + \left(\frac{dI}{dt} \right) \Delta t. \quad (12)$$

in this case. It is chosen that

$$\Delta t = 10^{-3} \frac{2\pi}{\omega}. \quad (13)$$

5 Results and discussion

Following parameters are used in the calculation: $R = 1 \text{ k}\Omega$, $\varepsilon = 10 \text{ V}$, $t_0 = 2 \text{ }\mu\text{s}$, $D = 0.5 \text{ m}$, $d = 1 \text{ mm}$, and $\Delta t = 10 \text{ ns}$. Frequency, $f = \omega/2\pi$,

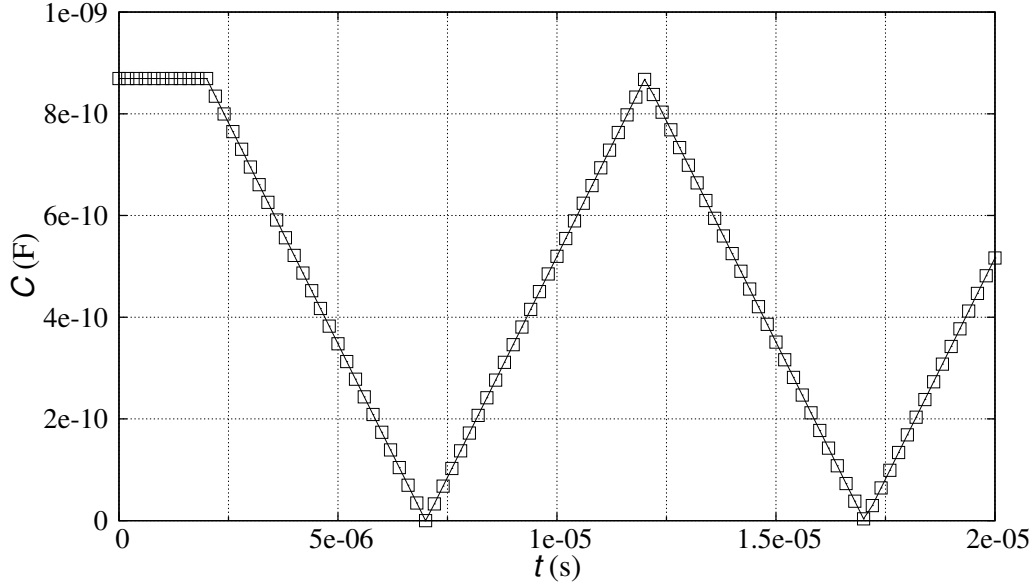


Figure 1: . A typical form of C for $f = 10^5$ Hz.

is varied: 10 Hz - 1 MHz. It is found that $C(t < t_0) = 0.869258$ nF and $\tau(t < t_0) = 0.869258$ ms.

Response in form of $U = IR$ is given in Figure 3, which illustrates that only periode of rotating varco that nearly the same order as τ could give the alternating response as $f = 10^5$ and 10^6 Hz.

In the calculation detail an exception must be implemented to avoid value of $\tau = 0$ since it is allowed as given by $C = 0$ as illustrated in Figure 1 and defined in Equation (11).

6 Conclusion

An alternating response can be obtained from a DC RC circuit in series by varying the value of capacitance of the capacitor which is assume to be a varco. The variation is taken place by rotating the rotor of the varco with a constant angular velocity. Only rotation periode that has the same order as

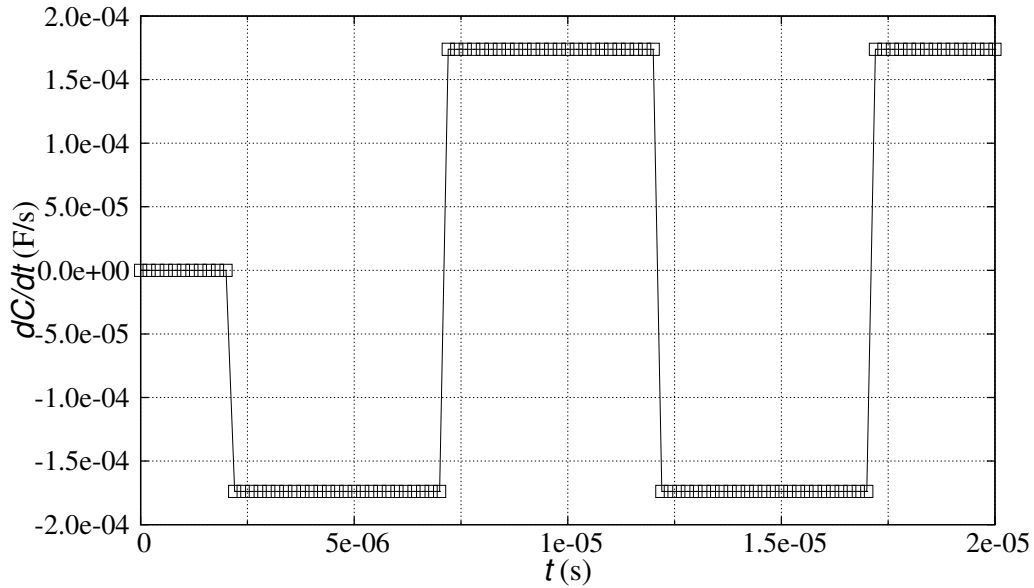


Figure 2: . A typical form of dC/dt for $f = 10^5$ Hz.

$\tau = RC$ will give an alternating response.

Acknowledgements

Authors would like to thank to Institut Teknologi Bandung Alumni Association Research Grant in year 2011 for partially supporting to this work.

References

- [1] David Halliday, Robert Resnick, and Jearl Walker. *Fundamentals of Physics*. John Wiley & Sons, 9th edition, 2011.
- [2] Raymond A. Serway and Jr. John W. Jewett. *Physics for Scientists and Engineers with Modern Physics*. Brooks/Cole, 8th edition, 2010.
- [3] Wikipedia contributors. Variabel capacitor. *Wikipedia, The Free Encyclopedia*, oldid:470996212, [accessed 31 Jan 2011].

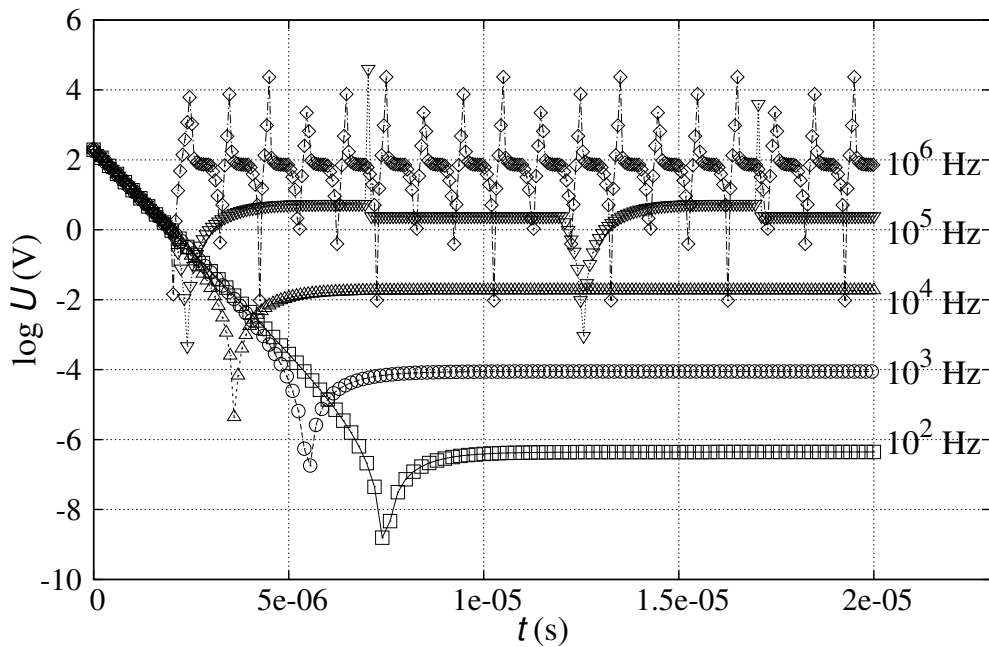


Figure 3: . Response of $\log U$ against time t for several frequency $f = 10^2$, 10^3 , 10^4 , 10^5 , and 10^6 Hz.

[4] Wikipedia contributors. Euler method. *Wikipedia, The Free Encyclopedia*, oldid:467854539, [accessed 31 Jan 2011].