

# Searches for diboson production at the Tevatron in final states containing heavy-flavor jets

Jean-François Grivaz<sup>a</sup>

Laboratoire de l'Accélérateur Linéaire (Orsay, France)

On behalf of the CDF and D0 Collaborations.

**Abstract.** Recent searches performed by the CDF and D0 collaborations at the Tevatron for diboson production in final states containing heavy-flavor jets are reported. The searches for  $WZ$  and  $ZZ$  can be regarded as the ultimate benchmark for the corresponding searches for a low-mass Higgs boson in the  $WH$  and  $ZH$  final states. Using the exact same techniques as for those Higgs boson searches, the D0 collaboration measured a cross section for  $WZ/ZZ$  production of  $1.13 \pm 0.36$  times its expectation in the standard model, with a diboson signal significance of 3.3 standard deviations (2.9 expected).

## 1 Introduction

Diboson production in  $p\bar{p}$  (or  $pp$ ) collisions at high energy is a topic of interest in its own right. Since new physics could manifest itself differently in different final states, it is important that corresponding analyses be performed. At the Tevatron, diboson production has been observed first in fully leptonic and later in semileptonic final states [1]. With the large integrated luminosity now available, together with improved analysis techniques, it has become possible to study diboson production in final states containing heavy-flavor (HF) jets. An additional interest for this topic is that such final states are encountered almost identically for a low-mass Higgs boson produced in association with a vector boson. It is this aspect of diboson production at the Tevatron that is the focus of this presentation.

The searches for a low-mass Higgs boson in  $p\bar{p}$  collisions have already been reviewed at this conference [2]. Therefore, only a brief summary of the methodology is given here. The relevant production modes are  $W(\rightarrow \ell\nu)H$ ,  $Z(\rightarrow \ell\ell)H$ , and  $Z(\rightarrow \nu\nu)H$ , with  $\ell$  an electron or a muon and  $H \rightarrow bb$ . After a trigger selection based on isolated leptons and/or missing transverse energy (as expected from neutrinos in the final state), simple kinematic and lepton-identification criteria are applied to reduce the initial sample to a manageable level without significant signal loss; the bulk of the remaining background originating from multijet (MJ) production is removed either by further kinematic criteria, or, more frequently in recent searches, by making use of some multivariate analysis technique (MVA); the sample is then enriched in HF jets through the application of a “ $b$ -tagging” algorithm, and often divided into sub-samples according to the number of  $b$ -tagged jets and to the level of  $b$  purity of those tagged jets; final discriminants are constructed for each of these sub-samples, in which advantage is taken of the kinematic differences between the signal and the remaining backgrounds, most importantly  $(W/Z)bb$ , which is irreducible. A variety of MVAs

are used, chosen based on some optimization of the search sensitivity but also on the analyzers’ expertise: Artificial Neural Networks (NN), Support Vector Machines (SVM), Boosted Decision Trees (BDT), Random Forests (RF). The final discriminants are subjected to a statistical analysis based on the Log-Likelihood Ratio (LLR) between the background-only and the signal+background hypotheses, with marginalization over all nuisance parameter priors.

This whole sequence of analysis procedures, designed to reach sensitivity to a tiny Higgs boson signal in the presence of large backgrounds, and therefore apparently quite involved, would largely benefit in terms of reliability from being validated through the observation of a similar, but known signal. The search for diboson production with  $Z \rightarrow bb$  in the final state fulfills these requirements. Consider a Higgs boson with a mass of 115 GeV. In the final states of interest, the production cross sections in  $p\bar{p}$  collisions at 1.96 TeV are:

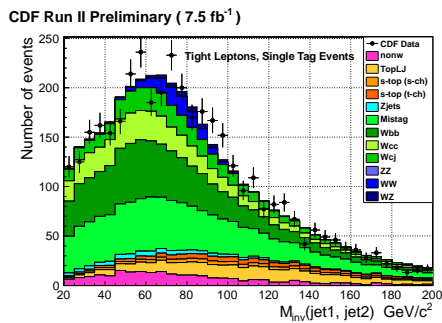
- 27 fb for  $WH \rightarrow \ell\nu bb$  with  $\ell = e$  or  $\mu$ ,
- 5 fb for  $ZH \rightarrow \ell\ell bb$  with  $\ell\ell = ee$  or  $\mu\mu$ ,
- 15 fb for  $ZH \rightarrow \nu\nu bb$ ,

for a total of 46 fb. Replacing  $H \rightarrow bb$  by  $Z \rightarrow bb$ , the corresponding cross sections are

- 105 fb for  $WZ \rightarrow \ell\nu bb$  with  $\ell = e$  or  $\mu$ ,
- 24 fb for  $ZZ \rightarrow \ell\ell bb$  with  $\ell\ell = ee$  or  $\mu\mu$ ,
- 73 fb for  $ZZ \rightarrow \nu\nu bb$ ,

for a total of 202 fb. These cross sections for diboson production are seen to be about 4.5 times larger than the corresponding ones for a 115 GeV mass Higgs boson. It should however be kept in mind that the dijet mass resolution of the CDF and D0 detectors is not sufficient to separate the  $W$  and  $Z$  dijet mass peaks, so that  $WW \rightarrow \ell\nu cs$  is a significant resonant background. Furthermore, the non-resonant  $(W/Z)bb$  and  $(W/Z)cc$  backgrounds and their related systematic uncertainties are substantially larger than for a Higgs boson with a mass 25 GeV above that of the  $Z$  boson. On the other hand, there is relatively more signal contribution from  $Z \rightarrow cc$  than from  $H \rightarrow cc$ . Altogether,

<sup>a</sup> e-mail: grivaz@lal.in2p3.fr



**Fig. 1.** Dijet mass in the 1-tag channel of the CDF search for  $W(W/Z)$  [4].

the observation of  $(W/Z)(Z \rightarrow bb)$ , using the same techniques as in the searches for a low-mass Higgs boson, can be considered as the ultimate benchmark for those searches at the Tevatron.

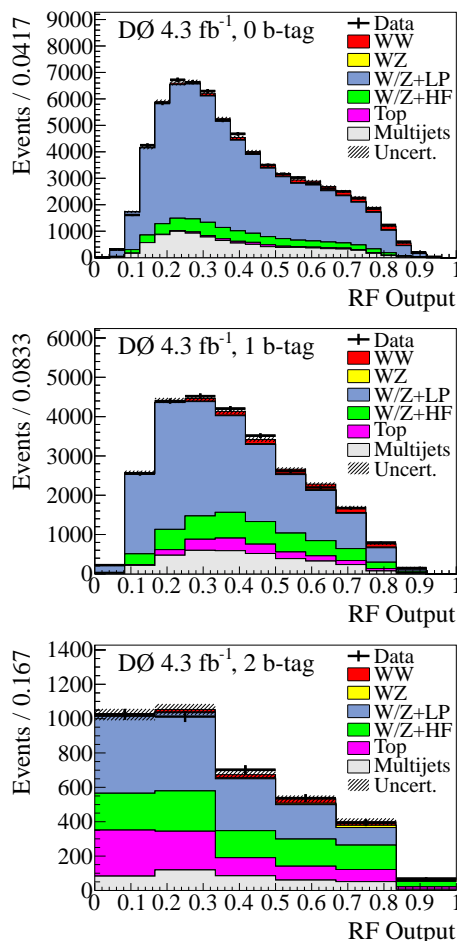
A total of eight conference notes or publications relevant to diboson production at the Tevatron with HF jets in the final state were made available for this conference by the CDF and D0 collaborations. The analyses use integrated luminosities ranging from 4.3 to 8.4  $\text{fb}^{-1}$ . For reference, the cross sections used by the Tevatron Higgs Combination Working Group for inclusive diboson production are: 11.34 pb for  $WW$ , 3.22 pb for  $WZ$ , and 1.20 pb for  $ZZ$ ; they were obtained with `mCFM` [3] at next-to-leading order.

## 2 Towards the benchmark

### 2.1 $W(W/Z)$ in $\ell\nu$ +HF

The CDF collaboration performed a search for  $(W \rightarrow \ell\nu)$  ( $W/Z$ ) production, where the  $(W/Z)$  decays to HF jets [4]. This analysis uses an integrated luminosity of 7.5  $\text{fb}^{-1}$ . The basic selection criteria are: a lepton ( $e$  or  $\mu$ ) with  $p_T > 20$  GeV, missing  $E_T$  ( $\text{MET}$ )  $> 20$  GeV, and exactly two jets with  $p_T > 20$  GeV and  $|\eta| < 2$ . The bulk of the MJ background is rejected by an SVM, and the remaining MJ and  $W$ +jets normalizations are obtained from a template fit to the  $\text{MET}$  distribution. At least one jet is required to be  $b$ -tagged by a secondary vertex algorithm. The final discriminants used are the dijet mass in the 1-tag and 2-tag channels, of which an example is shown in Fig. 1. A signal cross section of  $1.1^{+0.3}_{-0.4}$  times its standard model (SM) expectation is obtained, holding the  $WW/WZ$  production ratio to its SM value. The significance of the diboson signal is 3.0 standard deviations (s.d.) from the background-only hypothesis (3.0 expected). In this analysis, however, most of the sensitivity is actually coming from  $WW$  production in the 1-tag channel, with  $W \rightarrow cs$ .

The D0 collaboration performed a search for this same final state [5], using an integrated luminosity of 4.3  $\text{fb}^{-1}$ . The basic selection criteria are: an electron (muon) with  $p_T > 20(15)$  GeV,  $\text{MET} > 20$  GeV, and at least two jets with  $p_T > 20$  GeV and  $|\eta| < 2.5$ . To reject most of the MJ background, a so-called “triangle cut” is applied:  $m_T > 40 \text{ GeV} - 0.5\text{MET}$ , where  $m_T$  is the transverse mass of the lepton and the missing  $E_T$ . Twelve operating points are defined for the D0  $b$ -tagging algorithm, corresponding to an increasing  $b$  purity. The loosest operating point is



**Fig. 2.** Final discriminant in the 0-, 1-, and 2-tag channels of the D0 search for  $W(W/Z)$  [5].

chosen to define 0-, 1-, and 2-tag samples, where the two jets with largest  $p_T$  (leading jets) are considered for  $b$ -tagging. But the actual values of the tightest operating point passed by each jet are used among the 15 inputs of the final discriminant, a random forest. The RF outputs in the three  $b$ -tag channels are shown in Fig. 2, from which a  $W(W/Z)$  production cross section of  $1.2 \pm 0.2$  times its SM expectation is obtained, holding the  $WW/WZ$  production ratio to its SM value. The signal significance is 8.0 s.d. (6.0 expected). More relevant for the purpose of this presentation is the result obtained if the  $WW$  production cross section is constrained to its SM value within its uncertainty of 7%: a cross section of  $1.3 \pm 0.6$  times its SM expectation for  $WZ$  production, and a significance of 2.2 s.d. (1.2 expected) for the  $WZ$  signal.

### 2.2 $Z(W/Z)$ in $\ell\ell$ +HF

The CDF collaboration performed a search for  $(Z \rightarrow \ell\ell)$  ( $W/Z$ ) production, where the  $(W/Z)$  decays to HF jets [6]. This analysis uses an integrated luminosity of 6.6  $\text{fb}^{-1}$ . The basic selection criteria are: an  $ee$  or  $\mu\mu$  lepton pair with  $p_T(\ell) > 20$  GeV,  $76 < m_{\ell\ell} < 106$  GeV, and at least two jets with  $p_T > 20$  GeV and  $|\eta| < 2$ . The originality of this analysis is that it uses, after  $b$ -tagging to separate heavy and light flavor jets, a new quark-gluon discriminant to split the light-flavor sample into a quark-rich and a gluon-rich sam-

ple. The final discriminant is the dijet mass in each of the three sub-samples so defined. The analysis however does not have (yet) enough sensitivity for the observation of a diboson signal, and only a 95% C.L. upper limit of 1.3 times the SM expectation for  $Z(W/Z)$  production has been set (2.3 expected).

### 2.3 $(W/Z)Z$ in MET+HF

The CDF collaboration performed a search for  $(W \rightarrow \ell\nu/Z \rightarrow \nu\nu)Z$  production, where the  $Z$  decays to HF jets [7]. This analysis uses an integrated luminosity of  $5.2 \text{ fb}^{-1}$ . The basic selection criteria are:  $\text{MET} > 50 \text{ GeV}$ , supplemented with a requirement on the missing  $E_T$  significance, at most one lepton ( $e$  or  $\mu$ ), and at least two jets with  $p_T > 20 \text{ GeV}$  and  $|\eta| < 2$ . The bulk of the MJ background is rejected by the requirement that the azimuthal angle between the missing  $E_T$  and any jet be larger than  $0.4$  radians. The shape of the remaining MJ background is taken from events in which the azimuthal angle between the missing  $E_T$  and the missing  $p_T$ , the former calculated from calorimeter information and the latter from charged particle tracks, is larger than one radian. The remaining sample is divided into two sub-samples, one with zero or one  $b$ -tagged jet, and the other with two  $b$ -tagged jets. The final discriminant is the dijet mass in each of those two sub-samples, as shown in Fig. 3. The results are obtained with the  $WW$  production cross section fixed to its SM value, within its uncertainty, and with the  $WZ/ZZ$  ratio fixed to its SM value. The normalization of the  $(W/Z)$ +jets background is allowed to float independently in the two sub-samples. A signal cross section of  $1.1^{+0.07}_{-0.06}$  times its standard model expectation is obtained. The significance of the diboson signal is  $1.9 \text{ s.d.}$  ( $1.7$  expected). Because this analysis accepts events with zero or one lepton, both  $WZ$  and  $ZZ$  production contribute to the sensitivity.

## 3 The ultimate benchmark

The following mutually exclusive analyses by the D0 collaboration are exact copies of the corresponding searches for a low-mass Higgs boson. The only changes are the MVA trainings, in which the signal is now  $WZ/ZZ$  instead of  $WH/ZH$ , while  $WW$  remains a background.

In each of the analyses, fits of the nuisance parameters were performed to the final discriminant outputs in all sub-channels, with systematic uncertainties correlated across signal and backgrounds as appropriate. The main sources of uncertainty are: the ratio of heavy to light flavor production in  $(W/Z)$ +jets; the various object reconstruction and identification efficiencies; the jet energy calibration and resolution; the  $b$ -tagging efficiency and the rate of wrongly tagged light-flavor jets. Three kinds of fits to the data were performed: in one of them, the signal rate was also fitted, and the diboson production cross section was therefore measured; in the other ones, the signal rate was set either to zero (background-only hypothesis) or to its SM value (signal+background hypothesis), from which the observed LLR was deduced. These fits were repeated on pseudo-experiments, and the fraction of background-only pseudo-experiments yielding a cross section value at least as large as the one observed (p-value) was used to

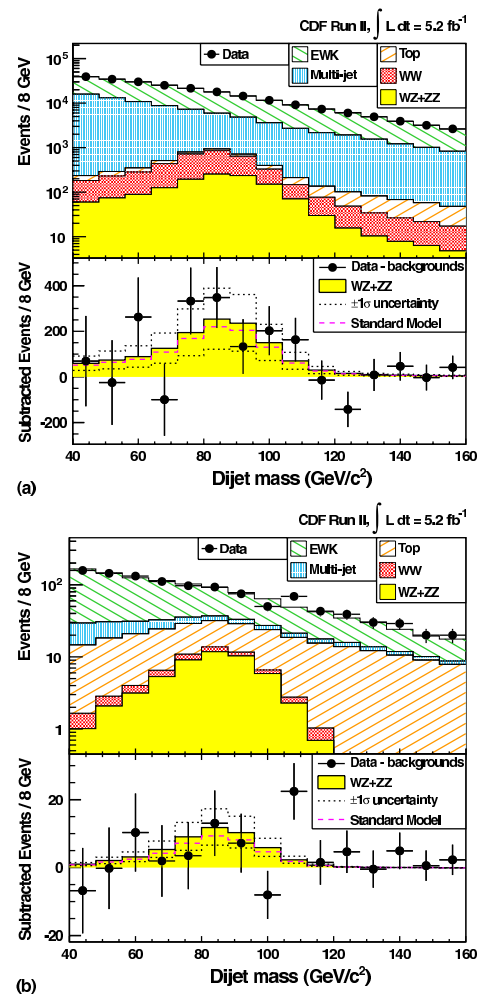
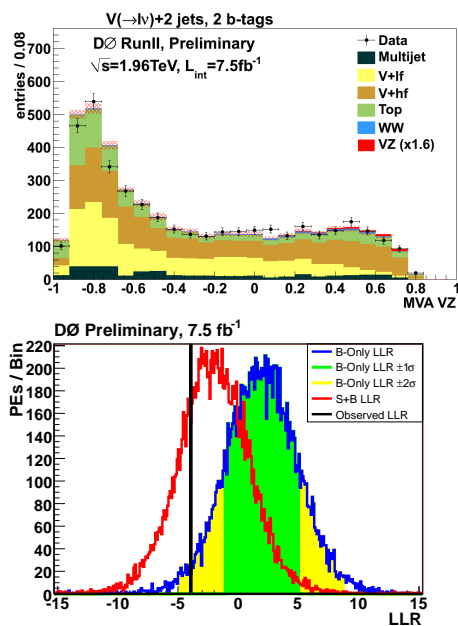


Fig. 3. Dijet mass in the (0+1)- and 2-tag channels of the CDF search for  $(W/Z)Z$  [7].

assess the signal significance, next translated into Gaussian standard deviations. The consistency of the result with the standard model was determined in a similar way, using signal+background pseudo-experiments. Unless otherwise specified, the ratio of the  $WZ$  and  $ZZ$  production cross sections was held fixed to its SM value.

### 3.1 $WZ$ in $\ell\nu$ +HF

The D0 collaboration performed this search in a data sample corresponding to an integrated luminosity of  $7.5 \text{ fb}^{-1}$  [8]. An isolated lepton ( $e$  or  $\mu$ ), missing  $E_T$ , and two or three jets are required. The MJ background is rejected by a “triangle cut” in the muon channel and using a BDT in the electron channel. The sample is split into a 1-tag and a 2-tag sub-sample, based on the loosest  $b$ -tagging operating point as in the D0 analysis reported in Sec. 2.1. As in that same analysis, the remaining  $b$ -tagging information is used in the final discriminant, a BDT with 14 inputs. The BDT output in the 2-tag channel is shown in Fig. 4 (top). A signal cross section of  $1.6 \pm 0.8$  times its standard model expectation is obtained, with a significance of  $2.2 \text{ s.d.}$  ( $1.4$  expected). The observed LLR is compared to expected distributions in the background-only and signal+background



**Fig. 4.** In the D0 search for WZ [8]: final discriminant in the 2-tag channel (top); observed LLR value and expected LLR distributions in the background-only and signal+background hypotheses (bottom).

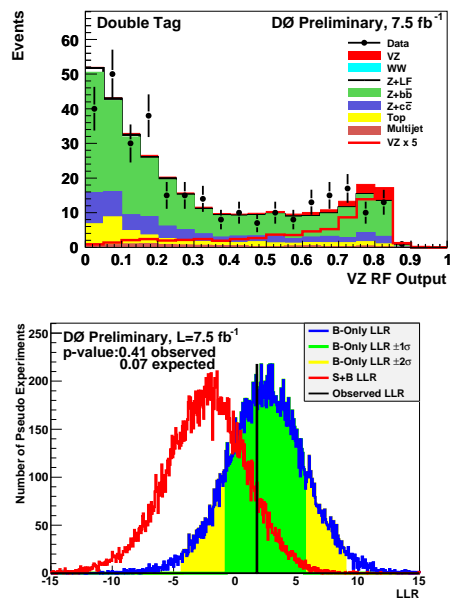
hypotheses in Fig. 4 (bottom). The sensitivity of this search is dominated by WZ production.

### 3.2 ZZ in $\ell\ell$ +HF

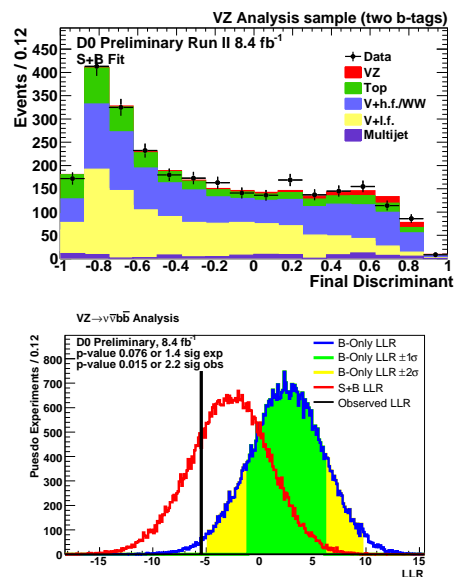
The D0 collaboration performed this search in a data sample corresponding to an integrated luminosity of  $7.5 \text{ fb}^{-1}$  [9]. An electron or muon pair in a Z-mass window, and two or three jets are required. The sample is split into a 1-tag and a 2-tag sub-sample: in the 2-tag sample, two jets are  $b$ -tagged, one tightly and one loosely; in the 1-tag sample, one of the jets is tightly  $b$ -tagged, with no other jet passing the loose  $b$ -tag requirement. To take advantage of the absence of missing  $E_T$  in the signal, a kinematic fit is performed, which improves significantly the dijet mass resolution. The final discriminant is an RF with 19 inputs, the output of which is shown for the 2-tag channel in Fig. 5 (top). A signal cross section of  $0.1 \pm 0.6$  times its standard model expectation is obtained. The significance is only 0.1 s.d. (1.5 expected), not inconsistent with the signal+background hypothesis. The observed LLR is compared to expected distributions in the background-only and signal+background hypotheses in Fig. 5 (bottom). The sensitivity of this search is dominated by ZZ production.

### 3.3 (Z/W)Z in MET+HF

The D0 collaboration performed this search in a data sample corresponding to an integrated luminosity of  $8.4 \text{ fb}^{-1}$  [10]. The selection requires a large MET with a large significance, and two jets not back-to-back in the plane transverse to the beam direction; it rejects events with an electron or a muon satisfying the criteria of the WZ search reported in Sec. 3.1. The bulk of the MJ background is next rejected using a BDT. The sample is split into a 1-tag and a 2-tag

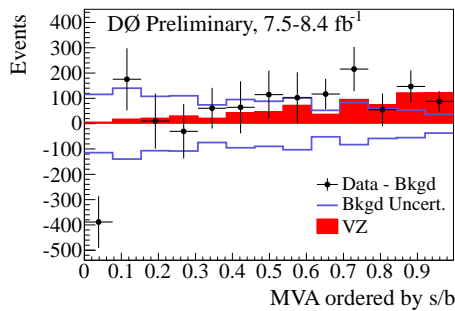


**Fig. 5.** In the D0 search for ZZ [9]: final discriminant in the 2-tag channel (top); observed LLR value and expected LLR distributions in the background-only and signal+background hypotheses (bottom).



**Fig. 6.** In the D0 search for (Z/W)Z [10]: final discriminant in the 2-tag channel (top); observed LLR value and expected LLR distributions in the background-only and signal+background hypotheses (bottom).

sub-sample, based on the loosest  $b$ -tagging operating point as in the D0 analysis reported in Sec. 2.1. As in that same analysis, the remaining  $b$ -tagging information is used in the final discriminant, a BDT with 32 (!) inputs. The BDT output in the 2-tag channel is shown in Fig. 6 (top). A signal cross section of  $1.5 \pm 0.5$  times its standard model expectation is obtained, with a significance of 2.8 s.d. (1.9 expected). The observed LLR is compared to expected distributions in the background-only and signal+background hypotheses in Fig. 6 (bottom). The sensitivity of this search is shared by ( $Z \rightarrow \nu\nu$ )Z and by ( $W \rightarrow \ell\nu$ )Z production,



**Fig. 7.** In the combination of D0 searches for  $WZ/ZZ$  [11], final discriminant re-cast into common bins of signal-to-background ratio. The fitted background has been subtracted, with the blue lines indicating the fitted background uncertainty. The fitted signal is shown as a red histogram.

where the lepton from the  $W$  decay falls outside of the acceptance or fails the identification criteria.

### 3.4 Combination

The D0 searches for  $WZ/ZZ$  reported in the previous subsections were combined using the exact same techniques as for the combination of the searches for the Higgs boson. Since the binning of the final discriminant outputs are not identical in the various sub-channels, these outputs were re-cast into common bins of signal-to-background ratio. The result of the fit from which the signal cross section is measured is shown in Fig. 7. The result is  $1.13 \pm 0.36$  times the SM cross section. This result can be compared with the expectation from pseudo-experiments drawn in the background-only and signal+background hypotheses in Fig. 8. From the former, a signal significance of 3.3 s.d. is deduced (2.9 expected), while the latter shows consistency with the signal+background hypothesis within 0.3 s.d. The observed LLR is compared to expected distributions in the two hypotheses in Fig. 9. The results of the fit of the diboson production cross section to the combined final discriminant can also be used to plot other quantities, such as the dijet mass, as shown in Fig. 10.

A fit was also performed in which the  $WZ$  and  $ZZ$  cross sections were left uncorrelated. The results are, relative to the SM cross sections,  $1.8 \pm 0.5$  for  $WZ$  and  $0.4 \pm 1.1$  for  $ZZ$ . These results are correlated as shown in Fig. 11, where it can be seen that the SM expectation lies within the 68% C.L. contour of the data. The deviation from the SM is as expected, given the results of the individual channels reported in the previous subsections.

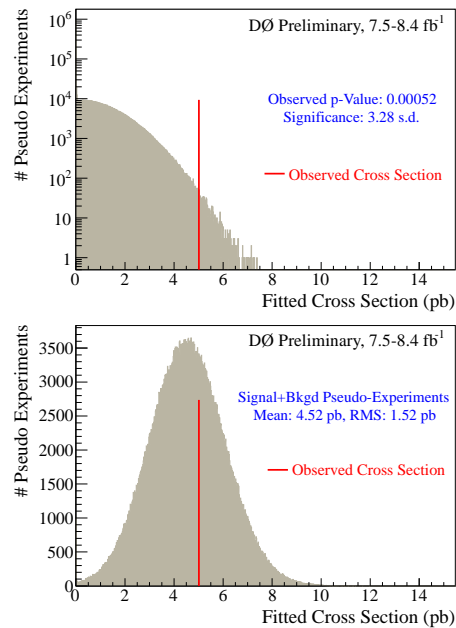
### 3.5 A frequently asked question

The question was raised at this conference of the flavor composition of the final diboson samples. The answer is given here for the D0 search in the MET+HF final state [10].

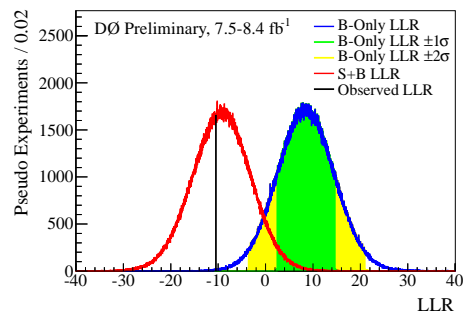
In the 1-tag channel:

- $bb$ : 16%
- $cc$ : 19%
- $cs$ : 23%
- other: 41%

In the 2-tag channel:



**Fig. 8.** In the combination of D0 searches for  $WZ/ZZ$  [11], comparison of the measured signal cross section with expectations from pseudo-experiments in the background-only (top) and signal+background (bottom) hypotheses.



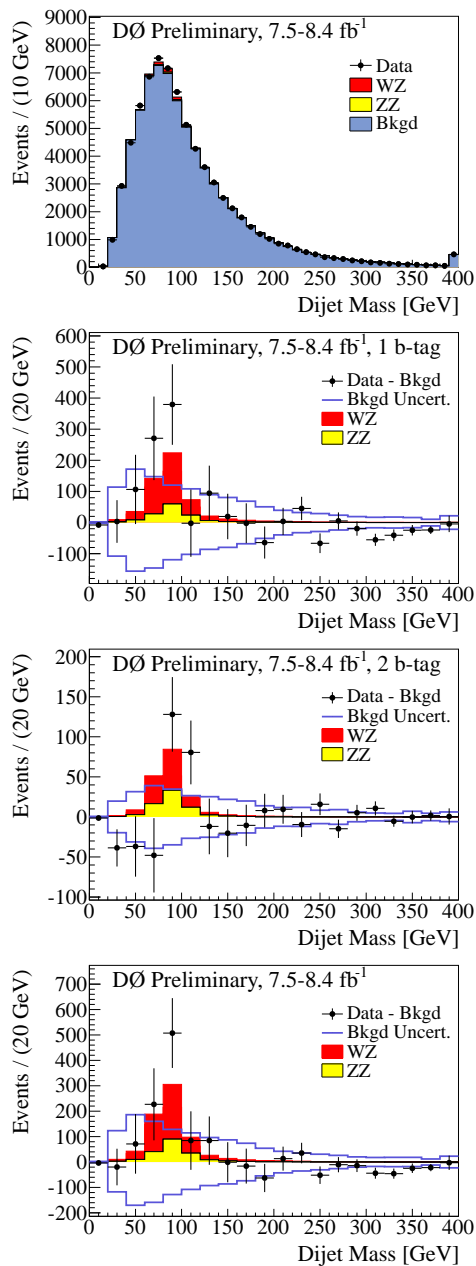
**Fig. 9.** In the combination of D0 searches for  $WZ/ZZ$  [11], observed LLR and expected LLR distributions in the signal+background and background-only hypotheses.

- $bb$ : 60%
- $cc$ : 22%
- $cs$ : 8%
- other: 9%

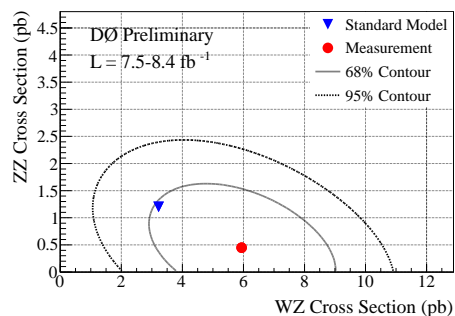
It should however be kept in mind that these values correspond to a definition of the 1-tag and 2-tag channels according to the loosest of the twelve  $b$ -tagging operating points used at D0, and that the remaining  $b$ -tagging information is used as input to the final discriminant. The weight of the  $bb$  component is therefore substantially larger than the above numbers would suggest.

## 4 Summary

A number of analyses have recently addressed the search for diboson production at the Tevatron with heavy-flavor (HF) jets in the final state. The main results are the following.



**Fig. 10.** In the combination of D0 searches for WZ/ZZ [11], post-fit dijet mass distribution in the 1- and 2-tag channels combined (top), and, after fitted background subtraction, in the 1-tag channel, 2-tag channel, and 1- and 2-tag channels combined, from row 2 to 4. The blue lines indicate the fitted background uncertainties.



**Fig. 11.** In the combination of D0 searches for WZ/ZZ [11], fitted WZ and ZZ production cross sections compared to the SM expectation.

- The CDF collaboration observed  $WW/WZ$  production in the  $\ell\nu$ +HF channel with a 3.0 standard deviation (s.d.) significance [4].
- In that same channel, the D0 collaboration reached a significance of 2.2 s.d. for WZ production alone [5].
- The CDF collaboration obtained a significance of 1.9 s.d. for WZ/ZZ production in the missing  $E_T$ (MET)+HF channel, with zero or one lepton accepted [7].

The D0 collaboration recycled their searches for a low-mass Higgs boson in data samples corresponding to integrated luminosities of 7.5 to 8.4  $\text{fb}^{-1}$ , using WZ and ZZ as a signal instead of  $WH$  and  $ZH$ .

- For the WZ signal in the  $\ell\nu$ +HF final state, a significance of 2.2 s.d. was obtained [8].
- For the ZZ signal in the  $\ell\ell$ +HF final state, the significance is only 0.1 s.d. [9].
- For the WZ/ZZ signal in the MET+HF final state with no identified leptons, a significance of 2.8 s.d. was obtained [10].

Those three searches were combined to reach a significance of 3.3 s.d. (2.9 expected), thereby establishing evidence for diboson production in final states containing heavy-flavor jets [11]. The production cross section was measured to be  $1.13 \pm 0.36$  times its standard model expectation.

These analyses have provided a direct validation of the procedures and techniques used in the searches for a low-mass Higgs boson at the Teavtron.

## References

1. A. Robson, these proceedings.
2. F. Sforza, these proceedings.
3. J. M. Campbell and R. K. Ellis, Phys. Rev. D **60**, (1999) 113006.
4. The CDF Collaboration, CDF Note 10598.
5. The D0 Collaboration, submitted to Phys. Rev. Lett., arXiv:1112.0536 [hep-ex].
6. The CDF Collaboration, CDF Note 10601.
7. The CDF Collaboration, to appear in Phys. Rev. D, arXiv:1108.2060 [hep-ex].
8. The D0 Collaboration, D0 Note 6220-CONF.
9. The D0 Collaboration, D0 Note 6256-CONF.
10. The D0 Collaboration, D0 Note 6223-CONF.
11. The D0 Collaboration, D0 Note 6260-CONF.