

# Multi Vector Boson Production via Gluon Fusion at the LHC

---

**Pankaj Agrawal and Ambresh Shivaji\***

*Institute of Physics, Sachivalaya Marg, Bhubaneswar 751 005, India*

*E-mail: agrawal@iopb.res.in, ambresh@iopb.res.in*

At the LHC, the processes with several particles in the final state occur routinely. These processes provide a new domain to test the Standard Model of particle physics. Due to large gluon luminosity at the LHC, gluon initiated processes will be quite important. We study the production of multi-vector bosons via gluon fusion. In particular we consider the process  $gg \rightarrow g\gamma Z$  and compute its cross-section at hadron colliders.

*10th International Symposium on Radiative Corrections (Applications of Quantum Field Theory to Phenomenology)*

*September 26-30, 2011*

*Mamallapuram, India*

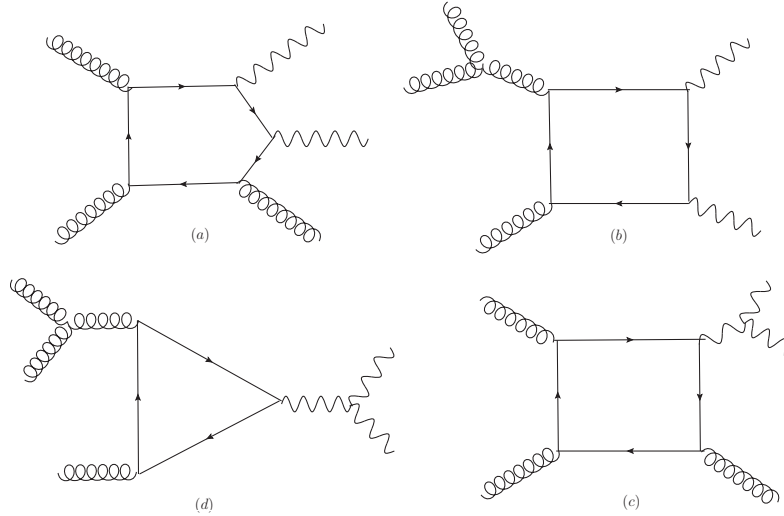
---

\*Speaker.

## 1. Introduction

The Large Hadron Collider (LHC) has begun its operation. The Standard Model (SM) seems to be in excellent agreement with the collected data. There has been searches for the hints of physics beyond the SM such as supersymmetry, large extra dimensions, etc. But, as of now, there is no clear evidence [1]. The search for the Higgs boson is also continuing. With the lack of signals for beyond the SM scenarios, there is a need to look for the SM processes that were not accessible at the Tevatron. Most of such processes have several particles in the final state, and/or occur at the higher order. Such processes can also contribute to the background to the new physics signals. One such class of processes is multi vector boson production in association with one or more jets.

At the LHC centre of mass energy, the collider has another useful feature. In the proton-proton collisions, the gluon luminosity can be quite significant. It can even dominate over the quark luminosity in certain kinematic domains. Therefore at the LHC, loop mediated gluon fusion processes can be important. Di-vector boson production via gluon fusion have been studied by many authors [2, 3, 4, 5, 6]. We consider a class of processes  $gg \rightarrow VV'g$ , where  $V$  and  $V'$  can be any allowed combination of electroweak vector bosons. At the leading order, these processes receive contribution from quark loop diagrams. The prototype diagrams are displayed in Fig (1). The computation for the process  $gg \rightarrow \gamma\gamma g$  has already been performed [7, 8]. In this contribution to the proceedings, we particularly focus on a specific process  $gg \rightarrow g\gamma Z$ . We report our results of the cross-section calculation for this process at hadron colliders. After this brief introduction, in the next section, we describe our process and discuss the structure of the amplitude. In the section 3, we provide details on our calculation and numerical checks. In the section 4, we present brief numerical results. We conclude in the last section.



**Figure 1:** The prototype diagrams for the processes  $gg \rightarrow VV'g$ . The wavy lines represent the appropriate combination of the  $\gamma, W$ , or  $Z$  boson. The last two classes (c) and (d) are relevant to  $WWg$  production only.

## 2. The Process

The process  $gg \rightarrow g\gamma Z$  contributes to the cross-section of the process  $pp \rightarrow \gamma Z + \text{jet}$ . This process can be a background to new physics scenarios, in particular to the technicolor scenarios. Although the process  $gg \rightarrow g\gamma Z$  occurs at the one loop level, its cross-section can be significant due to large gluon luminosity at the LHC. This one-loop process receives contribution from two main classes of quark loop diagrams – pentagon and box type, as shown in (a) and (b) of Fig (1). Box class of diagrams are due to the triple gluon vertices and can be further divided into three sub-classes. This sub-classification has its own physical importance as we will see later. Other diagrams can be obtained by suitable permutation of external legs. For each quark flavour, there are 24 pentagon-type and  $3 \times 6 (= 18)$  box-type diagrams. Due to Furry's theorem, only half of the 42 diagrams are independent. We work with all six quark flavours. Except  $t$ -quark we treat all other quarks massless. Our one loop process, being at leading order, is expected to be finite.

The amplitude for our process has very nice structure. Let us first consider the prototype box diagram. Since Z-boson has both vector and axial-vector couplings with quark, one can write this diagram as a sum of two pieces – vector piece and axial-vector piece

$$\mathcal{A}_{q,B}^i = \mathcal{A}_{q,B}^{i,V} + \mathcal{A}_{q,B}^{i,A}. \quad (2.1)$$

Here  $i$  is the diagram index. It takes value from 1 to 18, for each quark flavour. Furthermore,  $q$  is the flavor index for the quark in the loop and runs from 1 to 6.

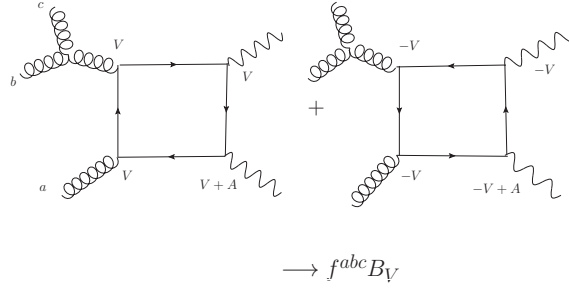
The axial-vector piece will cancel when we sum over all box diagrams. This happens because we can categorize 18 box diagrams for each quark flavour in two parts. One part has momentum flowing in clockwise direction and other part has momentum flowing in the anticlockwise direction. These two parts have identical vector pieces, but the axial vector pieces have opposite signs. It leads to the cancellation of axial vector pieces. Therefore, the axial-vector coupling of the Z-boson to the quarks does not make any contribution to the full box amplitude. There is pairwise cancellation between charge-conjugated fermion loop diagrams as shown in Fig (2). It means

$$\sum_{i=1}^{18} \mathcal{A}_{q,B}^{i,A} = 0. \quad (2.2)$$

The situation is different for the pentagon diagrams. We can again write the contribution of each pentagon diagram as the sum of vector and axial-vector pieces

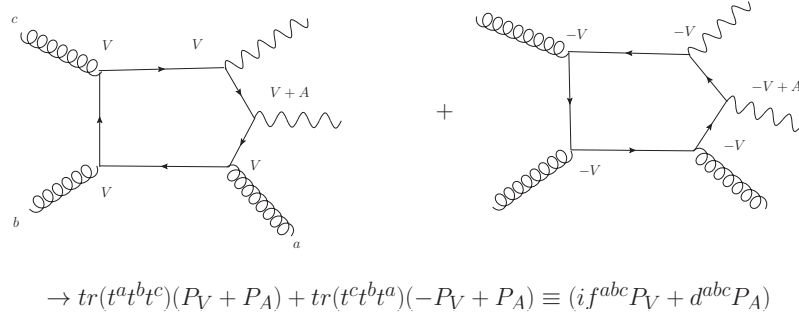
$$\mathcal{A}_{q,P}^i = \mathcal{A}_{q,P}^{i,V} + \mathcal{A}_{q,P}^{i,A}. \quad (2.3)$$

Here  $i$  is the diagram index. It runs from 1 to 24 for each quark flavour. The flavour index  $q$  runs from 1 to 6. Without color factor, the  $\mathcal{A}_{q,P}^{i,V}$  for the diagrams with opposite direction of the flow of momentum have opposite signs, while the  $\mathcal{A}_{q,P}^{i,A}$  have same signs. Because of the opposite signs, the sum of the vector pieces of all pentagrams have same color factor, as the sum of box diagrams. This color factor is antisymmetric (i.e., it is proportional to the structure constants of the SU(3) Lie



**Figure 2:** Implication of Furry's theorem for charge-conjugated box-diagrams.

algebra,  $f_{abc}$ ). The color factor for the axial-vector piece is symmetric (i.e. proportional to  $d_{abc}$ ). This has been shown in Fig (2). Thus the full amplitude has following general structure



**Figure 3:** Implication of Furry's theorem for charge-conjugated pentagon-diagrams.

$$M(gg \rightarrow g\gamma Z) = \sum_{q=1}^6 \left[ \sum_{i=1}^{18} \mathcal{A}_{q,B}^{i,V} + \sum_{i=1}^{24} \left( \mathcal{A}_{q,P}^{i,V} + \mathcal{A}_{q,P}^{i,A} \right) \right] \quad (2.4)$$

$$\Rightarrow M^{abc}(gg \rightarrow g\gamma Z) = i \frac{f^{abc}}{2} M_V + \frac{d^{abc}}{2} M_A \quad (2.5)$$

$$M_V = \mathcal{A}_P^V - \mathcal{A}_B^V = \frac{e^2 g_s^3}{\sin\theta_w \cos\theta_w} \left[ \left( \frac{7}{12} - \frac{11}{9} \sin^2\theta_w \right) M_V^{(0)} + \left( \frac{1}{6} - \frac{4}{9} \sin^2\theta_w \right) M_V^{(t)} \right] \quad (2.6)$$

$$M_A = \mathcal{A}_P^A = (-) \frac{e^2 g_s^3}{\sin\theta_w \cos\theta_w} \left[ \frac{7}{12} M_A^{(0)} + \frac{1}{6} M_A^{(t)} \right]. \quad (2.7)$$

$M_{V,A}$  are color ordered amplitudes for the vector and axial-vector parts of the amplitude.  $\mathcal{A}_B^V$  and  $\mathcal{A}_P^{V,A}$  include full box and pentagon contributions for all six quark flavours.  $M_{V,A}^{(0)}$  and  $M_{V,A}^{(t)}$  represent light quark and  $t$ -quark contributions respectively. The structure of the amplitude suggests that the vector and axial-vector contributions should be separately gauge invariant. Moreover due to the color structure when we square the amplitude, the interference between the axial and vector contribution

vanishes, *i.e.*

$$|M(gg \rightarrow g\gamma Z)|^2 = \left( 6|M_V|^2 + \frac{10}{3}|M_A|^2 \right). \quad (2.8)$$

Therefore the cross-section of the process is an incoherent sum of the vector and axial-vector contributions. Hereafter we will consider only the vector contribution,  $M_V$ .

### 3. Calculation and Numerical Checks

For each class of diagrams, we write down the prototype amplitudes using SM Feynman rules. The amplitude of all other diagrams are generated by appropriately permuting the external momenta and polarizations in our code. The quark loop traces are calculated in FORM in  $n$ -dimensions [9]. The amplitude contains tensor loop integrals. In the case of pentagon-type diagrams, the most complicated integral is rank-5 tensor integral ( $E^{\mu\nu\rho\sigma\delta}$ ); while for the box-type diagrams, rank-4 tensor integral ( $D^{\mu\nu\rho\sigma}$ ) is the most complicated one

$$E^{\mu\nu\rho\sigma\delta} = \int \frac{d^n k}{(2\pi)^n} \frac{k^\mu k^\nu k^\rho k^\sigma k^\delta}{N_0 N_1 N_2 N_3 N_4}, \quad (3.1)$$

$$D^{\mu\nu\rho\sigma} = \int \frac{d^n k}{(2\pi)^n} \frac{k^\mu k^\nu k^\rho k^\sigma}{N_0 N_1 N_2 N_3}. \quad (3.2)$$

Here,  $N_i = k_i^2 - m_q^2 + i\epsilon$  and  $k_i$  is the momentum of the  $i^{\text{th}}$  internal line in the corresponding scalar integrals.  $n = (4 - 2\epsilon)$  and  $m_q$  is the mass of the quark in the loop. Five point tensor and scalar integrals are written in terms of box tensor and scalar integrals using 4-dimensional Schouten Identity. For example, a five point scalar integral, in 4-dimensions can be expressed in terms of five box scalar integrals [11]

$$E_0(0, 1, 2, 3, 4) = \sum_{i=0}^4 c_i D_0^{(i)}, \quad (3.3)$$

where  $D_0^{(i)}$  is the box scalar integral obtained after removing the  $i^{\text{th}}$  propagator in  $E_0$ . It can be argued that any  $O(\epsilon)$  correction to the above relation in  $n = (4 - 2\epsilon)$ - dimensions does not contribute to our amplitude. The box tensor integrals are reduced into the standard scalar integrals –  $A_0$ ,  $B_0$ ,  $C_0$  and  $D_0$  using fortran routines [8] that follows from the reduction scheme developed by Oldenborgh and Vermaseren [10]. Thus we require box scalar integrals with two massive external legs, at the most. The scalar integrals with massive internal lines are calculated using OneLoop library [12]. Because of very large and complicated expression of the amplitude, we calculate the amplitude numerically before squaring it. This requires numerical evaluation of the polarization vectors of gauge bosons. We choose real basis, instead of helicity basis for the polarization vectors to calculate the amplitude. This is to reduce the size of compiled program and the time taken in running the code.

The process  $gg \rightarrow g\gamma Z$  is a leading order one-loop process. It should be both UV as well as IR finite. However, individual diagrams may be UV and/or IR divergent. IR divergence is relevant to

only light quark cases. All these singularities are encoded in various scalar integrals. To make UV and IR finiteness check on our amplitude we have derived all the required scalar integrals (upto box scalar integrals with two massive external legs) analytically following t'Hooft and Veltman [13]. We regulate the UV divergence of the scalar integrals using dimensional regularization and infrared singularities by using small quark mass (the mass regularization). Our results are in agreement with those given in [14]. Following are the details of various checks made on our amplitude,

1. *UV Finiteness:*

The ultimate source of the UV divergence is the bubble scalar integral,  $B_0$ . For both the massive and massless quark contributions, we have verified that the amplitude is UV finite. Each pentagon diagram is UV finite by itself as expected from naive power counting. The three classes of box diagrams are also separately UV finite.

2. *IR Finiteness:*

The diagrams with massless internal quarks have mass singularities. Even with small quark mass (like bottom quark) these diagrams may have large logarithms which should cancel for the finiteness of the amplitude. There can be  $\log^2(m_q)$  and  $\log(m_q)$  type of singular terms. We have checked explicitly that such terms are absent from the amplitude. We have verified that the IR finiteness holds for each box and pentagon diagrams [15].

3. *Gauge Invariance:*

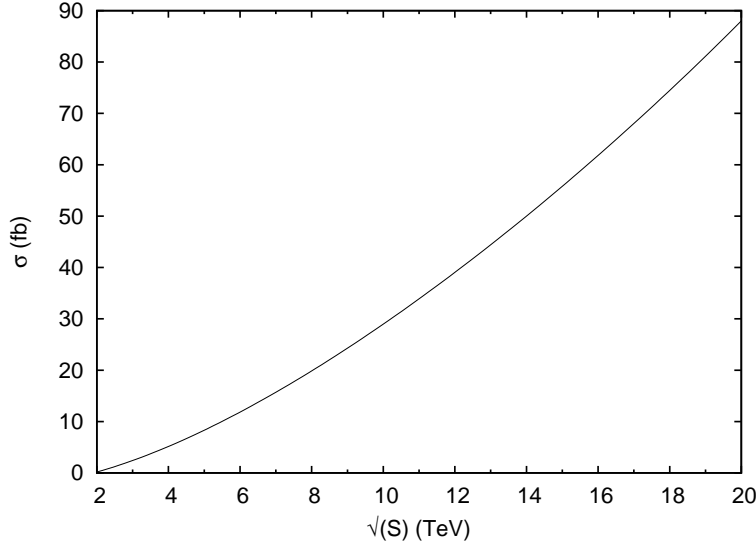
The amplitude has gauge invariance with respect to three gluons, the photon and the Z-boson. This has been checked by replacing the polarization vector of any of these gauge particles by its momentum ( $\epsilon^\mu(p_i) \rightarrow p_i^\mu$ ) which makes the amplitude vanish. As one would expect the pentagon and three classes of box contributions are separately gauge invariant with respect to the  $\gamma$  and Z. For each gluon one of the three classes of box amplitudes is separately gauge invariant and further cancellation takes place among pentagon and the other two box contributions.

4. *Decoupling of heavy quarks:*

As a consistency check we have also verified that the vector part of the amplitude vanishes in the large quark mass limit [16]. This feature of the amplitude is very closely related to its UV structure. The decoupling holds for each penta amplitude and also for each class of box amplitudes.

## 4. Numerical Results

We have computed the amplitude numerically using the real polarization vector basis. However, given the number of diagrams, the number of polarization combinations and the length of the amplitude, we have to run the code in parallel environment using a PVM implementation of the VEGAS algorithm [17, 18]. We have used more than 20 cores to run the code in parallel environment. Still it takes more than a day time to get suitable cross-section. To obtain the distributions of the kinematic variables, one will have to run the code on more cores for a longer time.



**Figure 4:** Variation of the cross-section ( $\sigma$ ) with the centre of mass energy

In such loop calculations, there is an issue of numerical instabilities due to large cancellations in the evaluation of the scalar and tensor integrals. To minimize this problem, we have used the OneLoop implementation of the scalar integrals,  $B_0$ ,  $C_0$ , and  $D_0$ . Even with this implementation, we have faced numerical instabilities in the evaluation of pentagon-tensor integrals. This is related to inaccurate evaluation of Gramm determinants for certain phase-space points. We have used stiff cuts on the  $p_T$  to reduce the impact of this problem. With this, we have about 1 in 10,000 points that give rise to numerical instabilities. We need to study this issue more closely. For the time being we judiciously throw away such points. This is a general practice. Since such points are few, given the nature of the integral evaluation, we don't expect significant impact of this aspect of the calculation.

In Fig (4), we present the results of the cross-section calculation. These results include following kinematic cuts:

$$P_T^{\gamma,Z,j} > 50 \text{ GeV}, |\eta^{\gamma,Z,j}| < 2.5, R(\gamma,j) > 0.6.$$

We have also chosen factorization and renormalization scales as  $\mu_f = \mu_R = p_T^Z$ . For practical reasons, we have used CTEQ4 NLO parton distribution functions. (This is because of the availability of the parametrized versions of the parton distribution functions without the external tables.) We note that at typical LHC energy, the cross-section would be of the order of 40 fb. Still one may expect few thousand of such events after a few years of LHC operation at 14 TeV CM energy. If we relax the cut on the  $p_T$  of the photon and the jet, then the cross-section would increase significantly. Our cut is stiff to avoid the numerical instability. As we discussed above the axial-vector contribution will also increase the cross-section.

## 5. Conclusions

We have presented the results of the cross-section calculations for the process  $gg \rightarrow g\gamma Z$ . This process occurs at one-loop level via pentagon and box diagrams. We have made a number of checks on our calculation. We have verified the cancellation of UV and mass singularities. We have also checked gauge invariance with respect to all the gauge particles. We have plotted the cross-section as a function of the centre of mass energy. The results are for the vector contribution only. This contribution is gauge invariant. Axial-vector contribution does not interfere with the vector contribution and it is separately gauge invariant. This axial-vector contribution can only increase the cross-section. We have obtained the cross-sections using the parallel running of the code. With a stiff cut of about of 50 GeV on the transverse momentum of the photon and the jet, the cross-section is about 40 fb at the centre of mass energies of 14 TeV.

## Acknowledgment

We thank the organizers of RADCOR 2011 for their kind hospitality.

## References

- [1] Judith Katzy, *Recent results from ATLAS*; Marco Pieri, *Recent results from CMS* (talks given at RADCOR 2011 Symposium, Mamallapuram, India)
- [2] J. J. van der Bij and E. W. N. Glover, Phys. Lett. B **206**, 701 (1988).
- [3] E. W. N. Glover and J. J. van der Bij, Nucl. Phys. B **321**, 561 (1989).
- [4] E. W. N. Glover and J. J. van der Bij, Phys. Lett. B **219**, 488 (1989).
- [5] J. M. Campbell, R. K. Ellis and C. Williams, JHEP **1107**, 018 (2011) [arXiv:1105.0020 [hep-ph]].
- [6] J. M. Campbell, R. K. Ellis and C. Williams, JHEP **1110**, 005 (2011) [arXiv:1107.5569 [hep-ph]].
- [7] D. de Florian and Z. Kunszt, Phys. Lett. B **460**, 184 (1999) [hep-ph/9905283].
- [8] P. Agrawal and G. Ladinsky, Phys. Rev. D **63**, 117504 (2001) [hep-ph/0011346].
- [9] J. A. M. Vermaseren, math-ph/0010025.
- [10] G. J. van Oldenborgh and J. A. M. Vermaseren, Z. Phys. C **46** (1990) 425.
- [11] W. L. van Neerven and J. A. M. Vermaseren, Phys. Lett. B **137**, 241 (1984).
- [12] A. van Hameren, Comput. Phys. Commun. **182**, 2427 (2011) [arXiv:1007.4716 [hep-ph]].
- [13] G. 't Hooft and M. J. G. Veltman, Nucl. Phys. B **153**, 365 (1979).
- [14] G. Duplancic and B. Nizic, Eur. Phys. J. C **20**, 357 (2001) [hep-ph/0006249].
- [15] A. Shivaji, arXiv:1008.4792 [hep-ph].
- [16] T. Appelquist and J. Carazzone, Phys. Rev. D **11**, 2856 (1975).
- [17] S. Veseli, Comput. Phys. Commun. **108**, 9 (1998).
- [18] Message Passing Interface Forum, Int. J. Supercomp. Apps. **8**, **157** (1994)