

# Photometric Study of Neglected Eclipsing Binary GSC 3576-0170

Liyun Zhang<sup>1,2</sup> Jianghong Jing<sup>1,2</sup> Yanke Tang<sup>3</sup> & Xiliang Zhang<sup>4</sup>

<sup>1</sup>*College of Science, Department of Physics, Guizhou University, Guiyang 550025,  
PR China*

<sup>2</sup>*NAOC-GZU-Sponsored Center for Astronomy Research, Guizhou University,  
Guiyang 550025, PR China*

<sup>3</sup>*Department of Physics, Dezhou University, Dezhou 253023, PR China*

<sup>4</sup>*National Astronomical Observatories, Yunnan Observatory, Chinese Academy of  
Sciences, Kunming, 650011, PR China*

---

## Abstract

The new multi-color *BVRI* photometric light curves of the short-period eclipsing binary GSC 3576-0170 were obtained on two consecutive nights (October 5 and 6, 2009). With the 2003 version of Wilson-Devinney program, the precise photometric solutions are derived for the first time. The result shows that GSC 3576-0170 is a semi-detached binary system with a large temperature difference of approximately 1490 K. The light-curve distortions are further explained by a hot spot on the secondary component through mass transfer via a stream hitting the facing surface of the secondary component. By analyzing all available light minimum times, we also derived an update ephemeris and found for the first time a possible periodic oscillation with an amplitude of 0.0038 days and a period of 4.3 years. The periodic oscillation could be explained either by the light-time effect due to a presumed third

component or by magnetic activity cycle of the system.

*Key words:* stars: binaries: close – binaries: eclipsing – stars: individual (GSC 3576-0170) 97.80.Fk 97.80.Hn 97.20.Jg

---

## 1 Introduction

GSC 3576-0170( $P_{orb}=0^d.405$ , G1 V) is a new near-contact solar-type eclipsing binary, which displays asymmetric light curves (two different light maxima) (Nelson et al. 2006). Therefore, it is a very intriguing target for understanding the property of the system.

GSC 3576-0170 was discovered to be variable by Nelson et al. (2006). They attempted a preliminary light-curve synthesis with Wilson-Devinney modeling and preferred a detached model with a mass ratio in the range 0.15 – 0.35 and an orbital inclination of 65-70°. For the period variation, they invoked a quadratic function to fit the values of the observational times of light minimum - calculational times of light minimum ( $O - C$ ). Subsequently, new minimum times of GSC 3576-0170 were published by several astronomers (Nelson et al. 2006; Hübscher & Walter 2007; Hübscher et al. 2006; Brát 2007; etc.).

In this paper, we present our new  $B$ ,  $V$ ,  $R$ , and  $I$  LCs of GSC 3576-0170 which were analyzed using the 2003 version of Wilson-Devinney code (Wilson & Devinney 1971; Wilson 1979, 1990, 1994; Wilson & Van Hamme 2004). We accumulated all available times of light minimum and discussed the period change.

---

*Email address:* liy\_zhang@hotmail.com, *phone:* +86 851 362 7662, *fax:* +86 851 362 7662 (Liyun Zhang<sup>1,2</sup>).

Table 1

Minimum times of GSC 3576-0170.			
JD(Hel.)	Cycle	(O-C)	References
2452794.863	-2.5	-0.0001	1
2452795.8716	0.0	-0.0038	1
2452799.9230	10.0	-0.0024	1
2452802.5542	16.5	-0.0039	1,4
2452806.8076	27.0	-0.0029	1
2452807.8210	29.5	-0.0020	1
2452812.4781	41.0	-0.0026	1,4
2452826.8600	76.5	0.0017	1
2452829.4887	83.0	-0.0021	4
2452831.5151	88.0	-0.0007	4
2452863.5105	167.0	-0.0007	4
2452864.5304	169.5	0.0067	4
2452867.5607	177.0	-0.0006	4
2452868.3701	179.0	-0.0012	4
2452946.3385	371.5	0.0037	4
2453215.4640	1036.0	0.0034	4
2453216.4767	1038.5	0.0036	4
2453217.4888	1041.0	0.0032	4
2453221.5370	1051.0	0.0013	4
2453263.8659	1155.5	0.0072	1
2453264.6735	1157.5	0.0048	1
2453305.7787	1259.0	0.0020	1
2453612.3645	2016.0	-0.0011	4
2453612.5733	2016.5	0.0052	4
2453621.4824	2038.0	0.0042	4
2453837.9506	2573.0	-0.0028	1
2453852.9370	2610.0	-0.0016	1
2453900.7278	2728.0	-0.0014	1
2453941.8337	2829.0	-0.0035	1
2453943.8605	2834.5	-0.0017	1
2454073.2580	3154.0	-0.0033	2
2454270.4947	3641.0	-0.0041	3
2455109.0636	5711.5	0.0019	5
2455110.0739	5714.0	-0.0004	5

References - (1) Nelson et al. 2006; (2) Hübscher & Walter 2007; (3) Brát 2007; (4)

Hübscher et al. 2006; (5) Present paper.

## 2 New CCD photometric observations of GSC 3576-0170

New CCD observations were made on October 4 and 5, 2009 with the 85 cm telescope at Xinglong Station of National Astronomical Observatories of China (NAOC). The telescope was equipped with a standard Johnson-Cousin-Bessel multi-color CCD photometric system built on the primary focus (Zhou et al. 2009). The camera was equipped with a  $1024 \times 1024$  CCD and the field of view was about  $16'.5 \times 16'.5$  (Yang et al. 2009). All CCD images were reduced by means of IRAF package in the standard fashion. The star ( $\alpha_{2000} = 20 : 23 : 44.56$ ;  $\delta_{2000} = 46 : 51 : 33.9$ ) and GSC 3576-0970 ( $\alpha_{2000} = 20 : 24 : 04.04$ ;  $\delta_{2000} = 46 : 53 : 21.8$ ) were chosen near the target as comparison and check stars, respectively. The magnitude of these stars were determined using the Daophot subpackage of IRAF and the errors were found to be lower than 0.01 mag in all bands. Corresponding light curves are displayed in figure 1, where the phases of data points are calculated using the new light ephemeris (the equation 1).

## 3 Orbital Period Variation for GSC 3576-0170

From our observations, a new secondary minimum ( $2455109.0636 \pm 0.0025$ ) and a primary minimum ( $2455110.0739 \pm 0.0015$ ) for GSC 3576-0170 are obtained by means of parabola fitting. To discuss periodic variation, we compiled all available light minima, which are listed in table 1. Using the linear least-squares method, an update linear ephemeris is given by equation(1):

$$Min.I = HJD2452795.8754(\pm 0.0007) + 0^d.4050051(\pm 0.0000004)E \quad (1)$$

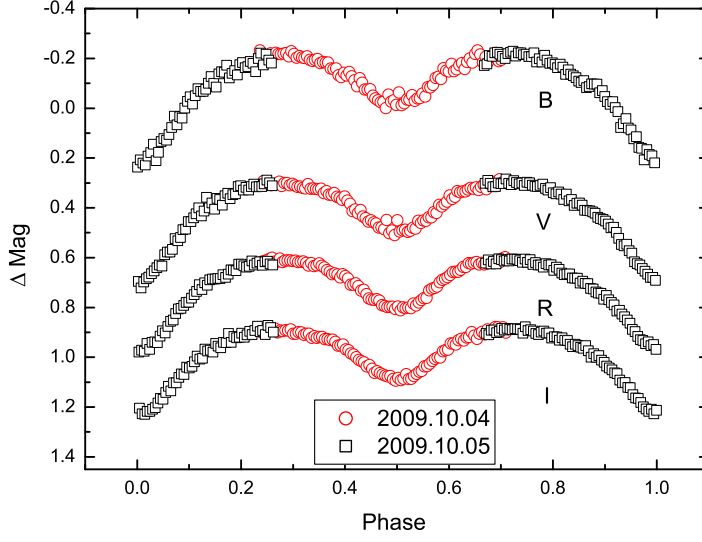


Fig. 1. CCD photometric observations of GSC 3576-0170.

Based on our new ephemeris, the  $O-C$  values of minimum times are also listed in table 1. The calculation and the plot are provided in figure 2. As can be seen from figure 2, a cyclic variation might be present. To clarify the period change, we used a sinusoidal function for fitting which led to the following equation:

$$O - C = 0^d.0038(\pm 0.0006) \times \sin(0^\circ.093(\pm 0^\circ.005) \times E - 27^\circ.1(\pm 1^\circ.3)) \quad (2)$$

The fit is also plotted in figure 2 with solid line. The sinusoidal term of equation (2) reveals a periodic oscillation with an amplitude of  $A = 0^d.0038$ . Using  $T = 360^\circ \times P / \omega$ , where  $P$  denotes the orbital period of GSC 3576-0170 in years and  $\omega$  is the coefficient of  $E$ ; the period of the oscillation  $T$  is determined to be  $4.3 \pm 0.2$  years. The size of the periodic variation  $\Delta P / P = 1.5 \times 10^{-5}$  can be computed in days using the equation  $\Delta P / P = A \times \sqrt{2[1 - \cos(2\pi \times P / T)]} / P$  (Rovithis-Livaniou et al. 2000), where  $A$  is the semi-amplitude of the light-time effect, and  $T$  is the period of the light-time effect.

## 4 Photometric analysis

For our light curves of GSC 3576-0170, two light maxima are almost equal in *BVRI* bands (the differences are all less than 0.01 mag). This implies that it can be used to determine reliable photometric parameters. During the solution process, the four light curves are simultaneously analyzed. The preliminary values of these orbital parameters are taken from the preliminary photometric solutions derived by Nelson et al. (2006). The details of the procedure of photometric solution are similar to those of our previous work of RT And (Zhang & Gu 2007), DV Psc (Zhang et al. 2010), and KQ Gem (Zhang 2010).

To be on the safer side, we explored a wide range based on the estimation of Nelson et al. (2006). The mass ratios were fixed at 0.2, 0.25, 0.3, 0.35, 0.4, 0.45, 0.5, 0.6, and 0.7, respectively. For each assumed value of  $q$ , the light curves were solved based on mode 2 (detached mode) of Wilson and Devinney's DC Program. According to the spectral type G1 V of the primary (Nelson et al. 2006) and the spectra-effective temperature relation of Cox (2000), the effective temperature of the primary  $T_1$  was fixed at 5865. During the solution process, we assumed synchronous rotation and zero eccentricity. Simple treatment was used to compute the reflect effect, and the linear limb-darkening law was employed to compute the limb-darkening effect. The bolometric albedo  $A_1=A_2=0.5$  (Rucindki 1973), the limb-darkening coefficients  $x_{1B} = 0.742$   $x_{2B} = 0.906$ ,  $x_{1V} = 0.608$   $x_{2V} = 0.763$ ,  $x_{1R} = 0.503$   $x_{2R} = 0.629$ ,  $x_{1I} = 0.413$   $x_{2I} = 0.512$  (Van Hamme 1993), and the gravity-darkening coefficients  $g_1 = g_2 = 0.32$  (Lucy 1967) are set for the primary and

the secondary in the usual manner. The solutions from several runs were obtained for all assumed mass ratios. The relation of the sum of weighted square deviation ( $\sum_i(O - C)_i^2$ ) with mass ratio  $q$  is illustrated in figure 3, where the lowest value of  $\sum$  was found at  $q = 0.45$ . Therefore, it indicates that the most likely mass ratio appears to be approximately 0.45. The photometric solutions for 0.45 are listed in table 2 and corresponding light curves are plotted with dashed lines in figure 4.

Comparing the observed LCs with the theoretical ones for the likely mass ratio(see figure 4) shows enhancement (brighter) on the shoulders of the secondary eclipse. This kind of enhancement may be caused by mass transfer from the primary component. To account for this phenomenon, we adopted a semi-detached model with the addition of a hot spot on the secondary. For this purpose, we changed the mode from 2 to 4 (semi-detached mode with lobe-filling primary), and continued the DC calculation until the final photometric solution of was derived. At the same time, the mass ratio  $q$  were released as a free parameter and continue the DC calculation based on our initial solutions of mode 2. To avoid the correlations among the adjusted parameters, they were divided into two subsets: the orbital parameters and spot parameters. For the spot parameters, the spot latitude is assumed to be  $90^\circ$ , which means that spot center is on the equator of the component. The spot temperature is assumed to be the same as that of the primary (5860 K) due to the mass transfer, that is transferred from the primary component, would be about that of the primary component. Therefore, we only adjusted the remaining two parameters of the spot, the spot longitude  $longitude_{spot}$  and the radius  $radius_{spot}$ . The solutions from several runs were derived. Corresponding photometric solutions are listed in table 2. The theoretical light curves are plotted in figure 4 with solid lines, and corresponding configurations of GSC

Table 2

The results of LC analysis for GSC 3576-0170.

Element	detached	semi-detached
$T_1$	5865K a	5865K a
q	0.450a	0.467±0.003
i	64.°32±0.69	64.°63±0.14
$T_2$	4369±46 K	4375±27
$\Omega_1$	2.702±0.004	2.798a
$\Omega_2$	2.880±0.023	2.790±0.005
$L_{1B}/(L_1 + L_2)_B$	0.9587±0.0002	0.9444±0.0002
$L_{1V}/(L_1 + L_2)_V$	0.9302±0.0004	0.9073±0.0004
$L_{1R}/(L_1 + L_2)_R$	0.9088±0.0005	0.8807±0.0005
$L_{1I}/(L_1 + L_2)_I$	0.8830±0.0007	0.8485±0.0006
$r_1(\text{pole})$	0.4368±0.0008	0.4200±0.0005
$r_1(\text{side})$	0.4684±0.0010	0.4466±0.0005
$r_1(\text{back})$	0.5015±0.0014	0.4743±0.0005
$r_2(\text{pole})$	0.2743±0.0037	0.2984±0.0013
$r_2(\text{side})$	0.2840±0.0043	0.3119±0.0016
$r_2(\text{back})$	0.3073±0.0060	0.3470±0.0027
$Latitude_{spot}$	-	90° a
$Longitude_{spot}$	-	181.°9±0.°2
$Radius_{spot}$	-	27.°8±0.°5
$Temperature_{spot}$	-	5865 K a
$\Sigma(O - C)_i^2$	0.7188	0.2694

Parameters not adjusted in the solution are denoted by a mark “a”.

3576-0170 in phases 0.0, 0.25, 0.5 and 0.75 are shown in figure 5.



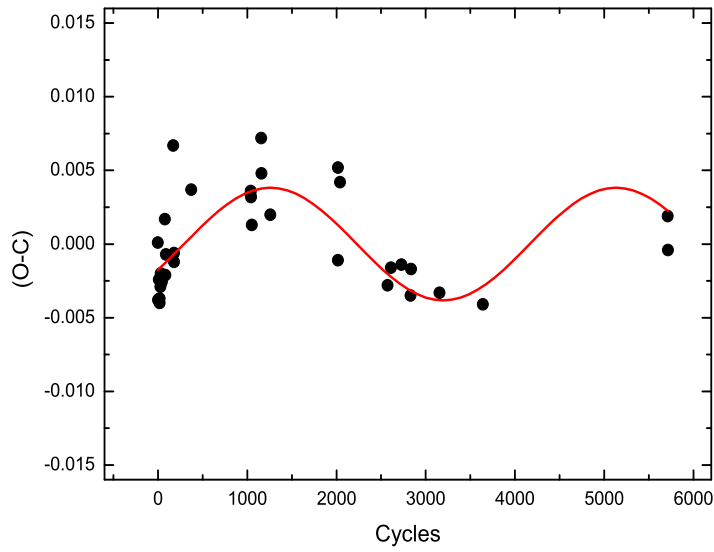


Fig. 2. The O-C diagram for the minimum times of GSC 3576-0170. The solid line represents the sin fitting.

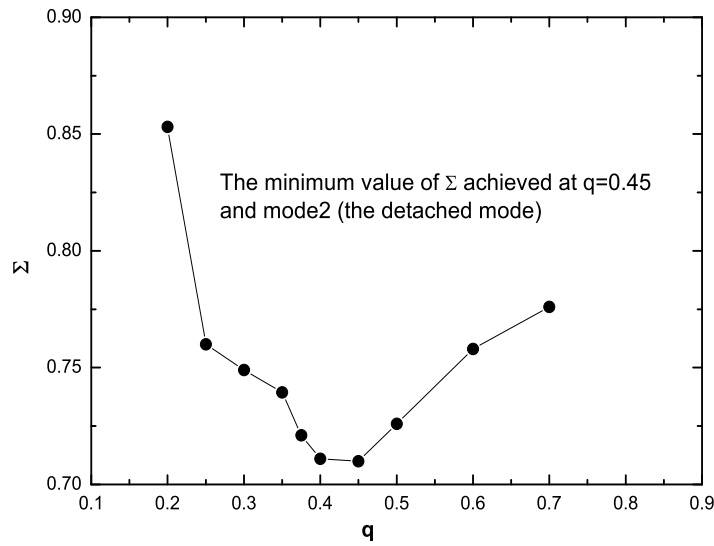


Fig. 3.  $\Sigma - q$  curves of GSC 3576-0170

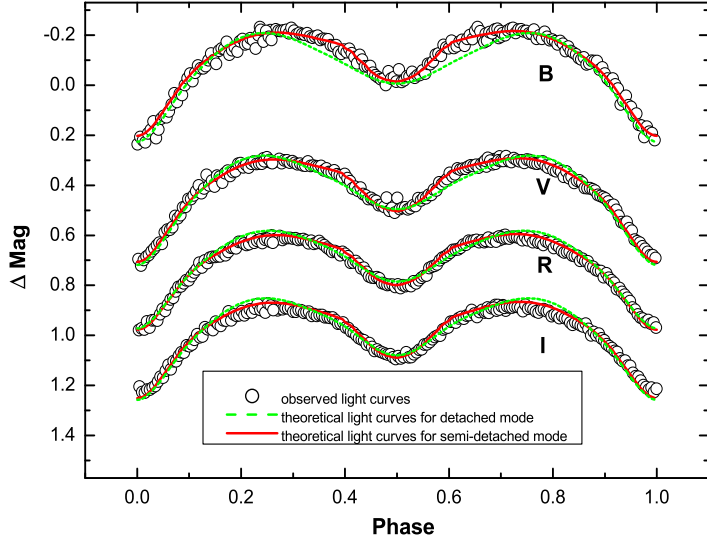


Fig. 4. The observational and theoretical light curves of GSC 3576-0170. The circles represent the observational data. The dashed and solid lines represent the theoretical light curves for detached and semi-detached mode, respectively.

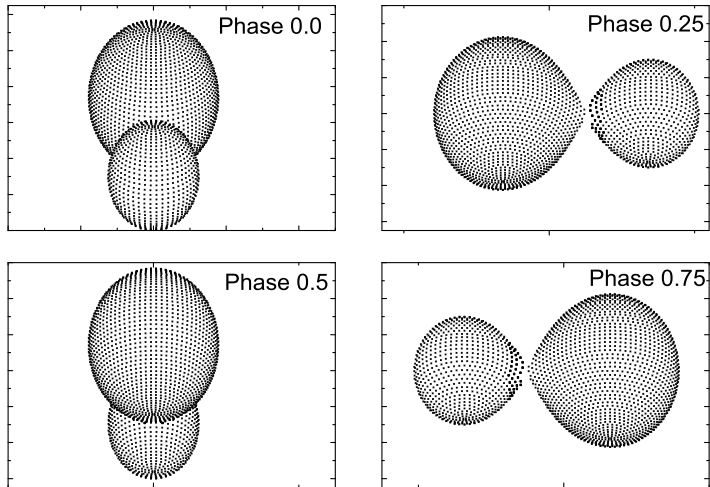


Fig. 5. The configurations of GSC 3576-0170 in phases 0.0, 0.25, 0.5 and 0.75.

## 5 Discussions and Conclusions

Our new LCs and the period variation of GSC 3576-0170 are included in present investigation.

### 5.1 Cyclic magnetic activity or the light-time effect due to the third Body?

For GSC 3576-0170, there seems to be the sinusoidal oscillation of the O-C residuals. The oscillating characteristic may be caused by the light-time effect due to the existence of the third body orbiting the eclipsing binary or a possible result of magnetic activity cycles of the system.

On one hand, the period oscillation may be explained by the light-time effect. Assuming that the orbital of the presumed third body is circular, we can obtain the mass function for the third body  $f(M_3)=0.016(\pm 0.001) M_\odot$  using the following equation:

$$f(m) = \frac{4\pi^2}{GT^2} \times (a'_{12} \sin i')^3 = \frac{(M_3 \sin i'_3)^3}{(M_1 + M_2 + M_3)^2}. \quad (3)$$

where  $M_1$ ,  $M_2$  and  $M_3$  are the masses of the binary, and the third body, respectively. The mass of the third component can also be calculated with the above equation, which depends on the orbital inclination. The minimal mass  $M_{3,min}$  is  $0.38 M_\odot$  when  $i'=90^\circ$ .

On the other hand, the period oscillation may be accounted by magnetic cycle of the system (Applegate 1992; Lanza et al. 1998; Lanza & Rodonò 1999). The orbital period change corresponding to a variation of the quadrupole moment is given by  $\Delta Q = -(\Delta p/p) \times (Ma^2/9)$  (Applegate 1992) where  $a$  is the semi-major axis of the binary orbit and  $M$  is the mass of the active component. Since no spectroscopic solutions are available in literature GSC 3576-0170, its absolute parameters can not be directly determined. We estimated the primary mass  $1.024 M_\odot$ , and the radius as  $1.06 R_\odot$  by assuming the primary component to be a normal and main-sequence GIV star. Based on our photometric solutions, the mass of the secondary component is  $M_2 = 0.478 M_\odot$

and the separation between the two components is  $a = 2.37 R_{\odot}$ . Therefore, the quadrupole moment  $\Delta Q$  is calculated to be  $0.5 \times 10^{50} \text{ g cm}^2$  for the primary. This value is similar to the typical values for active binaries (Lanza & Rodono 1999). Therefore, the magnetic activity cycle is a possible mechanism to explain the variation of period.

## *5.2 Long-term change and their evolutionary status*

For our observations, the two light maxima are basically equal. However, the light curves show that the first quadrature is brighter than the second one in 2003 (Nelson et al. 2006). These indicate a variability on a time scale of about six years. This variation might be attributed to surface magnetic activity of one or both stars. More importantly, GSC 3576-0170 is perhaps associated with possibly thick deep convection according to their spectral types G1 V. Thus, it confirms that magnetic activities may produce the sinusoidal variation of the period.

Our result showed that GSC 3576-0170 is a marginal-contact binary system with a large temperature difference of about 1490 K between the two components, which belongs to the subclass of V1010 Oph binaries (Shaw 1994). It is similar to several semi-detached systems with a possible third body, such as GW Tau (Zhu & Qian 2006). They may be potential candidates of binaries that will become overcontacted or remain in the broken-contact in accordance with the thermal relaxation oscillation theory of overcontact binaries (Lucy 1976; Flannery 1976; Robertson & Eggleton 1977; etc.).

Of course, our solutions are based on photometric observations only. For better understanding of the properties and the evolutionary state of GSC 3576-0170, spectroscopic observations are needed. Moreover, the O-C residual of GSC 3576-0170 is about seven years and there is an observational gap. Therefore, it is too early to decide the character of the periodic variation, and it might take another 10-20 years are needed for confirmation.

**Acknowledgements** The authors gratefully acknowledge the assistance provided for the 85 cm telescope at Xinglong station. We also thank Profs. X., Zhou, A. Y. Zhou, X.J. Jiang, and Y. H. Zhao, for allocation of time for observation and their kind helps during the visit to NAOC. This work was partly supported by GuiZhou University under Grant No. 2008036, GuiZhou Natural Science Foundation 20092263, Shandong Natural Science Foundation (ZR2009AM021) and the Joint Fund of Astronomy of the National Natural Science Foundation of China and the Chinese Academy of Sciences Grant No. 10978010, Natural and Scientific funding supported by Department of Education of Guizhou Province No. 20090130, and Dezhou University Foundation (402811).

## References

- [1] Applegate, J. H. 1992, *ApJ*, 385, 621
- [2] Brát, L., Zejda, M., & Svoboda, P. 2007, *OEJV*, 74, 1
- [3] Cox, A. N., ed., 2000, *Allen's Astrophysical Quantities*, 4th ed., (Athlone Press, London)
- [4] Flannery, B. P., 1976, *ApJ*, 205, 217
- [5] Hübscher, J., Paschke, A., Walter, F., 2006, *IBVS*, 5731

- [6] Hübscher, J., & Walter, F. 2007, IBVS, 5761
- [7] Lanza, A. F., & Rodonò, M., 1999 A&A 349, 887
- [8] Lanza, A. F., Rodonò, M., Rosnor, R., 1998, MNRAS, 296, 893
- [9] Lucy, L. B. 1967, Z.Astrophys, 65, 89
- [10] Lucy, L. B., 1976, ApJ, 205, 208
- [11] Nelson, R. H., Robb R. M., Henden, A. A., et al., 2006, IBVS, 5724
- [12] Robertson, J. P., & Eggleton, P. P., 1977, MNRAS, 179, 359
- [13] Roivthis-Livaniou, H., Kranidiotis, A. N., Rovithis, P., et al., 2000, A & A, 354, 904
- [14] Rucinski, S. M., 1973, Acta Astron, 23, 79
- [15] Shaw, J. S., 1994, Mem. Soc. Astron. Ital., 65, 95
- [16] Van Hamme, W. 1993, AJ, 106, 2096
- [17] Wilson, R. E. 1979, ApJ, 234, 1054
- [18] Wilson, R. E. 1990, ApJ, 356, 613
- [19] Wilson, R. E. 1994, PASP, 106, 921
- [20] Wilson, R. E., & Devinney, E. J. 1971, ApJ, 166, 605
- [21] Wilson, R. E., & Van Hamme, W. 2004, Computing Binary Star Observables, privately circulated monograph
- [22] Yang, Y. G., Lü G. L., Yin, X. G., et al. 2009, AJ, 137, 236
- [23] Zhang, L. Y., 2010, PASP, 122, 309
- [24] Zhang, L. Y., & Gu, S. H. 2007, A&A, 471, 219
- [25] Zhang, L. Y., Zhang, X. L., & Zhu, Z. Z. 2010, NewA, 15, 362

[26] Zhou, A. Y., Jiang, X. J., Zhang, Y. P., et al., 2009, RAA, 9, 349

[27] Zhu, L. Y., & Qian, S. B., 2006, MNRAS, 367, 423