

Folded Resonant Non-Gaussianity in General Single Field Inflation

Xingang Chen

*Center for Theoretical Cosmology,
Department of Applied Mathematics and Theoretical Physics,
University of Cambridge, Cambridge CB3 0WA, UK*

Abstract

We compute a novel type of large non-Gaussianity due to small periodic features in general single field inflationary models. We show that the non-Bunch-Davies vacuum component generated by features, although has a very small amplitude, can have significant impact on the non-Gaussianity. Three mechanisms are turned on simultaneously in such models, namely the resonant effect, non-Bunch-Davies vacuum and higher derivative kinetic terms, resulting in a bispectrum with distinctive shapes and running. The size can be equal to or larger than that previously found in each single mechanism. Our full results, including the resonant and folded resonant non-Gaussianities, give the leading order bispectra due to general periodic features in general single field inflation.

1 Introduction

Recent progress in the theory of inflationary density perturbations has revealed a variety of mechanisms that can be responsible for large non-Gaussianities [1]. They are discovered not only in novel models, but also in simple models where such mechanisms were not previously anticipated. For example, while it is certainly expected that small periodic features in an inflation model can give rise to small oscillatory corrections to the power spectrum, it is recently found that the same features can boost the amplitude of the non-Gaussianity by several orders of magnitude [2–6]. These features introduce small oscillatory components to the inflationary background. The inflaton quantum modes can resonate with this background while they are still within the horizon, generating large interactions. These models are called the resonance models, and the resulting non-Gaussianity has a very distinct form. In this paper we give another example in which novel large non-Gaussianity can be generated due to periodic features.

Features generically perturb the inflaton away from its Bunch-Davies vacuum state. The mode function of the inflaton is generally a linear superposition of a positive and a negative energy component. The usual Bunch-Davies vacuum is chosen to be the positive one because it asymptotes to the vacuum state of the Minkowski spacetime in the small wave-length limit. However any disturbance due to features, sharp or periodic, generically introduce the other component [3, 4]. This component has to be small to be consistent with the observed approximately scale-invariant power spectrum. Therefore it can be neglected in the previous computation of the resonant non-Gaussianity.

On the other hand, the negative energy component can enhance the folded bispectra [7], or more generally the higher correlation functions containing folded sub-triangles in the momentum configuration [8].¹ With such a component, the phase of the mode function product becomes stationary for the folded momentum triangle, producing a large non-Gaussianity. In Ref. [7–11], the simple forms of non-Bunch-Davies vacua are put in by hand, largely motivated by the discussions of the hypothetical trans-Planckian physics [12]. For example, the inflaton wave-function at the transition point from Bunch-Davies to non-Bunch-Davies vacuum does not solve the equation of motion. Feature models provide solid examples of such vacua with self-consistent forms. In the resonance models we consider in this paper, although the amplitude of the non-Bunch-Davies vacuum is very small, it is generated deep within the horizon. As we will see, this dramatically enhances the folded non-Gaussianity through the interaction terms in the action that are least suppressed by slow-variation parameters. These interaction terms can be different from those important for the resonant non-Gaussianity.

We comment that the type of non-Gaussianity we compute here arises not because we introduce new ingredients in the model. It exists in known types of models but previously

¹The folded bispectrum means the bispectrum evaluated at the folded triangle configurations ($k_1 + k_2 - k_3 = 0$ or cyclic). In higher correlation functions, the folded sub-triangle configurations are defined to be the configurations in which three momenta k_i , k_j and $k_{ij} \equiv |\mathbf{k}_i + \mathbf{k}_j|$ form a folded triangle, for any i, j .

unnoticed. This was pointed out in Ref. [1]. The effect will turn out to be most dramatic in the framework of general single field inflation models [7]. So we consider the inflaton Lagrangian as a general function of the inflaton ϕ and its first derivative [13],

$$\mathcal{L} = P(X, \phi) , \quad (1.1)$$

where $X \equiv -\frac{1}{2}g^{\mu\nu}\partial_\mu\phi\partial_\nu\phi$. Small periodic features can come from different places, for example, the potential for slow-roll inflation [3, 4] or the warp factor in the kinetic term for DBI inflation [3]. To be general, irrespective of the mechanisms, the only quantities that we will keep track of are its oscillatory frequency ω and some general oscillation amplitudes that we will parameterize later. Other notations are the same as in [7]. The background metric is

$$ds^2 = -dt^2 + a^2 d\mathbf{x}^2 . \quad (1.2)$$

The three slow-variation parameters are

$$\epsilon = -\frac{\dot{H}}{H^2} , \quad \eta = \frac{\dot{\epsilon}}{\epsilon H} , \quad s = \frac{\dot{c}_s}{c_s H} . \quad (1.3)$$

The two parameters that describe the higher derivative kinetic terms are

$$c_s^2 = \frac{P_{,X}}{P_{,X} + 2XP_{,XX}} , \quad \frac{\lambda}{\Sigma} = \frac{3XP_{,XX} + 2X^2P_{,XXX}}{3P_{,X} + 6X^2P_{,XX}} , \quad (1.4)$$

where subscript "X" denotes the derivative with respect to X . Both c_s and λ/Σ are kept arbitrary. The scalar perturbation ζ comes in when we perturb the scale factor as $a^2 e^{2\zeta}$ in the comoving gauge in which the scalar field has no fluctuation. It is conserved after horizon exit and is related to the CMB temperature fluctuations by $\zeta \approx -5\Delta T/T$. We will calculate its correlation functions. We will write the bispectrum in terms of a function $S(k_1, k_2, k_3)$ defined as follows [1],

$$\langle \zeta^3 \rangle \equiv S(k_1, k_2, k_3) \frac{1}{(k_1 k_2 k_3)^2} \tilde{P}_\zeta^2 (2\pi)^7 \delta^3 \left(\sum_{i=1}^3 \mathbf{k}_i \right) , \quad (1.5)$$

where $\tilde{P}_\zeta = H^2/(8\pi^2\epsilon c_s)$ is the leading order power spectrum.

2 Resonant non-Gaussianity

We first compute the resonant non-Gaussianity [2] in the present context of the general single field models. For this purpose, the most important terms in the cubic action of the scalar

perturbation [7] are

$$S_3 \supset \int dt d^3x \left[\frac{a^3 \epsilon}{2c_s^2} \frac{d}{dt} \left(\frac{\eta}{c_s^2} \right) \zeta^2 \dot{\zeta} - \frac{2a\epsilon s}{c_s^2} \zeta (\partial \zeta)^2 + \frac{a^3 \epsilon}{H c_s^2} \left(\frac{1}{c_s^2} - 1 - \frac{2\lambda}{\Sigma} \right) \dot{\zeta}^3 \right]. \quad (2.1)$$

This is because these terms contain either the highest time derivatives of the background parameters H and c_s , or the least number of factors of a (in terms of conformal time $d\tau = dt/a$ and $\zeta' = a\dot{\zeta}$), both contribute factors of ω/H . The first and third term are more important if the oscillation originates from ϵ , while the second and third term are more important if it is from c_s or λ/Σ . This gives the following three-point function,

$$\begin{aligned} \langle \zeta^3 \rangle &= i \left(\prod_i u_{k_i}(0) \right) \int_{-\infty}^0 d\tau \left[\frac{a^3 \epsilon}{c_s^2} \frac{d}{dt} \left(\frac{\eta}{c_s^2} \right) u_{k_1}^* u_{k_2}^* \frac{du_{k_3}^*}{d\tau} + \frac{4a^2 s \epsilon}{c_s^2} (\mathbf{k}_2 \cdot \mathbf{k}_3) \prod_i u_{k_i}^*(\tau) \right. \\ &+ \left. \frac{2a\epsilon}{H c_s^2} \left(\frac{1}{c_s^2} - 1 - \frac{2\lambda}{\Sigma} \right) \prod_i \frac{du_{k_i}^*}{d\tau} \right] (2\pi)^3 \delta(\sum_i \mathbf{k}_i) + 2 \text{ perm.} + \text{c.c.}, \end{aligned} \quad (2.2)$$

where the “2 perm.” denotes two other terms with permutation of indices 1, 2 and 3. The first term is a generalization of that used in [2]. But in general single field inflation, the other two terms can also be the leading terms. The dominant component in the mode function u_k is the positive energy mode

$$u_k(\tau) = \frac{iH}{\sqrt{4\epsilon c_s k^3}} (1 + ikc_s \tau) e^{-ikc_s \tau}. \quad (2.3)$$

We separate the coupling into a non-oscillatory part and an oscillatory part, and denote the amplitude of the latter with a subscript A . For example,

$$\frac{d}{dt} \left(\frac{\eta}{c_s^2} \right) \equiv \frac{d}{dt} \left(\frac{\eta}{c_s^2} \right)_0 + \frac{d}{dt} \left(\frac{\eta}{c_s^2} \right)_A \sin(\omega t), \quad (2.4)$$

and similarly for the others. We assume that all the oscillatory parameters have the same frequency and phase, otherwise simple modifications are necessary, especially for the phase.

The case with non-oscillatory couplings and Bunch-Davies vacuum (2.3) in general single field models is considered in [7]. In this section we focus on the oscillatory part, and in the next section we study the effect of the non-Bunch-Davies correction.

In resonance models, a common integral that we encounter when we compute the non-Gaussianity or wave function of mode function is of the form

$$\int_{-\infty}^{\tau} d\tau e^{\pm i\omega t} e^{\mp iKc_s \tau} f(\tau). \quad (2.5)$$

This integral can be interpreted as follows [2]. The first oscillatory factor is from the couplings such as (2.4) and has the background frequency. The second oscillatory factor is from

the mode functions when they are inside the horizon where K is a comoving momentum. Due to the background periodicity, the phase of the integral repeats after $2\pi H/\omega$ e-fold ($\Delta N_e = -H\Delta t$, $t \rightarrow t + 2\pi/\omega$, $\tau \rightarrow \tau e^{-2\pi H/\omega}$ and $K \rightarrow K e^{2\pi H/\omega}$). So the integral must be proportional to $\exp(\pm i(\omega/H) \ln K)$, where the plus/minus sign comes from the fact that a larger K resonates later with a larger t , corresponding to a larger/smaller phase as we can see from (2.5). The physical frequency of a K -mode decreases as it is stretched by inflation, and the resonance happens when it coincides with ω . So the resonance point τ_* is given by $d(Kc_s\tau)/dt = \omega$, i.e. $\tau_* = -\omega/(Kc_sH)$. The leading contribution of the integration is obtained when each K -mode sweeps through this resonance point. We approximate it as a step-like function at τ_* with a width and an amplitude that we estimate in the following way. Once the mode frequency differs from ω by $\Delta\omega$, the integral cancels out if performed over $\Delta t_1 \approx 2\pi/\omega$. On the other hand, it takes $\Delta t_2 \approx \Delta\omega/(\omega H)$ to stretch a mode until its frequency changes by $\Delta\omega$. Equating Δt_1 and Δt_2 gives the duration $\Delta\tau \approx -H\tau_*\Delta t \sim \sqrt{\omega/H}/(Kc_s)$, namely the resonance width. It also gives the number of resonance periods, $\omega\Delta t/(2\pi) \approx \sqrt{\omega/(2\pi H)}$. Since one period of resonance gives $2\pi/(Kc_s)$, the final resonance amplitude is $\sqrt{2\pi\omega/H}/(Kc_s)$. The rest of the integrand, denoted as $f(\tau)$, varies much slower within the resonance width and its contribution can be simply approximated as $f(\tau_*)$. To summarize, the integral (2.5) can be approximated as, up to a K -independent phase φ_0 ,

$$e^{i\varphi_0} \frac{f(\tau_*)}{Kc_s} \sqrt{\frac{2\pi\omega}{H}} e^{\pm i\frac{\omega}{H} \ln K} \cdot \frac{1}{2} \left[\text{Erf} \left(Kc_s \sqrt{\frac{H}{2\omega}} \left(\tau + \frac{\omega}{Kc_sH} \right) \right) + 1 \right], \quad (2.6)$$

where Erf is the error function and used to model the step-like behavior. The above interpretation becomes the stationary phase approximation when we precisely integrate (2.5) using $t = -H^{-1} \ln(-H\tau)$ [5]. This gives the precise numerical numbers above and the phase $\varphi_0 = \pm(\omega/H)(1 - \ln(\omega/c_s)) \pm \pi/4$. It also shows a more complicated behavior with superimposed small oscillations. We will use (2.6) as the leading order approximation.

Large resonance happens only if $\omega \gg H$. The terms with the highest order of $k_i c_s \tau$ dominate in (2.2). Other terms can be larger in the *very* squeezed limit $k_i/k_j < H/\omega$, but they are subleading terms because their contribution to f_{NL} 's are suppressed by $\mathcal{O}(H/\omega)$. We neglect these terms here. Using (2.6) in (2.2), we get the following bispectrum,

$$\begin{aligned} S_{\text{res}} &= f_{NL}^{\text{res1}} \sin\left(\frac{\omega}{H} \ln K + \varphi_{\text{res}}\right) + f_{NL}^{\text{res2}} \frac{\sum k_i^2}{K^2} \cos\left(\frac{\omega}{H} \ln K + \varphi_{\text{res}}\right) \\ &+ f_{NL}^{\text{res3}} \frac{k_1 k_2 k_3}{K^3} \sin\left(\frac{\omega}{H} \ln K + \varphi_{\text{res}}\right), \end{aligned} \quad (2.7)$$

where $K \equiv k_1 + k_2 + k_3$, $\varphi_{\text{res}} = -\pi/4 + (\omega/H)(1 - \ln(\omega/c_s))$ and

$$f_{NL}^{\text{res1}} = \frac{\sqrt{\pi}}{8\sqrt{2}} \frac{1}{H} \frac{d}{dt} \left(\frac{\eta}{c_s^2} \right)_A \left(\frac{\omega}{H} \right)^{1/2}, \quad (2.8)$$

$$f_{NL}^{\text{res2}} = -\frac{\sqrt{\pi}}{4\sqrt{2}} \frac{s_A}{c_s^2} \left(\frac{\omega}{H} \right)^{3/2}, \quad (2.9)$$

$$f_{NL}^{\text{res3}} = -\frac{3\sqrt{\pi}}{4\sqrt{2}} \left[\left(\frac{1}{c_s^2} - 1 - \frac{2\lambda}{\Sigma} \right) \frac{\epsilon}{c_s^2} \right]_A \left(\frac{c_s^2}{\epsilon} \right)_0 \left(\frac{\omega}{H} \right)^{5/2}. \quad (2.10)$$

The first component is a generalization of [2] and has the same running behavior. The second has an additional mild shape. The third has an additional equilateral shape. All of them can be important depending on the parameters.

3 Folded resonant non-Gaussianity

Features also generate a non-Bunch-Davies vacuum component, which creates small oscillatory features in the power spectrum. In the resonance model, long after the mode resonates with the background, the background frequency is too large to have any further significant impact on this mode. Therefore, as in the sharp feature case, we can write the mode function as a linear superposition of two modes [5],

$$u_k(\tau) = u_+(\tau) + c_- u_-(\tau), \quad (3.11)$$

where u_+ is the leading behavior (2.3) and u_- is the negative energy component,

$$u_-(\tau) = \frac{iH}{\sqrt{4\epsilon c_s k^3}} (1 - ikc_s \tau) e^{ikc_s \tau}. \quad (3.12)$$

The coefficient c_- is small and its time-dependence can be solved using the linear equation of motion,

$$v_k'' + c_s^2 k^2 v_k - \frac{z''}{z} v_k = 0, \quad (3.13)$$

where $v_k \equiv z u_k$, $z \equiv a\sqrt{2\epsilon}/c_s$, and

$$\frac{z''}{z} = 2a^2 H^2 (1 + \delta). \quad (3.14)$$

The δ denotes

$$\delta \equiv -\frac{\epsilon}{2} + \frac{3\eta}{4} - \frac{3s}{2} - \frac{\epsilon\eta}{4} + \frac{\epsilon s}{2} + \frac{\eta^2}{8} - \frac{\eta s}{2} + \frac{s^2}{2} + \frac{\dot{\eta}}{4H} - \frac{\dot{s}}{2H}, \quad (3.15)$$

in which the last two terms are usually the most important for our purpose. We denote

$$\delta \equiv \delta_0 + \delta_A \sin(\omega t) , \quad (3.16)$$

where the second term is the fast oscillatory component and δ_A denotes its amplitude. We assume that the oscillation frequency in (3.16) is the same as that in (2.4), as usually happens. We also ignored possible constant phases in (3.16). Otherwise it is simple to modify correspondingly. The integration we get from

$$\frac{dc_-}{d\tau} \approx -\frac{2\delta_A H}{\omega\tau} e^{-2ikc_s\tau} \cos(\omega t) \quad (3.17)$$

is of the same type as in (2.5), and the u_- component remains approximately zero until it gets excited at the resonance point [4, 5]. Using the approximation (2.6), we get

$$c_- \approx \sqrt{2\pi}\delta_A \left(\frac{H}{\omega}\right)^{3/2} \exp\left[i\left(\frac{\omega}{H}\ln k + \varphi_-\right)\right] \cdot \frac{1}{2} \left[\text{Erf}\left(kc_s\sqrt{\frac{2H}{\omega}}\left(\tau + \frac{\omega}{2kc_sH}\right)\right) + 1 \right] \quad (3.18)$$

The amplitude of the negative energy mode should be small. So it is negligible in the computation of the resonant bispectrum. However a larger resonance also makes the mode generated deeper within the horizon, at a scale $2H/\omega$ smaller than the horizon. The deeper into the horizon the negative energy component is created the larger the associated folded bispectra [7].

Let us look at the details for the case where $1/c_s^2 - 1$ or λ/Σ is equal to or greater than $\mathcal{O}(1)$. For the purpose of this section, the three most important terms in the cubic action in Ref. [7] are

$$S_3 \supset \int dt d^3x \left[\frac{a^3\epsilon}{Hc_s^2} \left(\frac{1}{c_s^2} - 1 - \frac{2\lambda}{\Sigma}\right) \dot{\zeta}^3 - \frac{3a^3\epsilon}{c_s^2} \left(\frac{1}{c_s^2} - 1\right) \zeta \dot{\zeta}^2 + a\epsilon \left(\frac{1}{c_s^2} - 1\right) \zeta (\partial\zeta)^2 \right] \quad (3.19)$$

because they are least suppressed by the slow-variation parameters.

We use the first term as an example. We first consider the effect of the cutoff introduced by the step-like function in (3.18). Using u_- in one of the mode functions and considering the leading non-oscillatory part of the coupling, the oscillation factor in the mode product is cancelled for the folded momentum triangle. Since the u_- component is generated at a scale $\sim H/\omega$ times smaller than the horizon size and the integral is proportional to τ^3 , the enhancement is $\sim (\omega/H)^3$. Multiplying the small amplitude in c_- and considering the pre-factor $(1/c_s^2 - 1 - 2\lambda/\Sigma)$, we get $f_{NL} \sim (1/c_s^2 - 1 - 2\lambda/\Sigma)\delta_A(\omega/H)^{3/2}$.

The finite width in the step-like function in (3.18) is also important. It makes the shape of the bispectrum sharply concentrated near the folded limit. To see this, we note that, away from the folded limit, the mode function product oscillates with a period $\Delta\tau_{\text{phase}} \sim (-k_1 + k_2 + k_3)^{-1}c_s^{-1}$ or its cyclic. If this period is much larger than the width of the step-

like function, $\Delta\tau \sim \sqrt{\omega/(2H)}/(k_1 c_s)$, the u_- component can be approximated as being turned on by an infinitely sharp step-function, and the integration around the sharp edge contributes significantly to the bispectrum. But in the opposite limit, the u_- component is turned on very slowly, and the fast oscillation from the mode functions averages out the effect of the step. Therefore, if we use the quantity $-1 + k_2/k_1 + k_3/k_1$ (and its cyclic) to describe the deviation from the folded triangle limit, the bispectrum is suppressed if $-1 + k_2/k_1 + k_3/k_1 > \sqrt{H/\omega}$ (and its cyclic).

The following is the full leading order results for (3.19). The bispectrum S is a summation of two terms, S_λ and S_c ,

$$S_\lambda = -\frac{3\sqrt{2\pi}}{32} \left(\frac{1}{c_s^2} - 1 - \frac{2\lambda}{\Sigma} \right) \delta_A \left(\frac{\omega}{H} \right)^{3/2} \\ \times \frac{k_2 k_3}{k_1^2} \left[a(x_1) \cos\left(\frac{\omega}{H} \ln k_1 + \varphi_-\right) + b(x_1) \sin\left(\frac{\omega}{H} \ln k_1 + \varphi_-\right) \right] + 2 \text{ perm.} , \quad (3.20)$$

$$S_c = \frac{\sqrt{2\pi}}{16} \left(\frac{1}{c_s^2} - 1 \right) \delta_A \left(\frac{\omega}{H} \right)^{1/2} \\ \times \sum_{i,j,k} \text{coef}(i,j,k) \frac{k_j k_k}{k_i^2} \left[c(x_i) \cos\left(\frac{\omega}{H} \ln k_i + \varphi_-\right) + d(x_i) \sin\left(\frac{\omega}{H} \ln k_i + \varphi_-\right) \right] , \quad (3.21)$$

where $\text{coef}(i,j,k) = 3/2$ ($j \neq k \neq i$), $-3/2$ ($j \neq k, j(\text{or } k) = i$), $1/2$ ($j = k$), and we sum over all 27 permutations. We have also defined $x_1 \equiv (1 - k_2/k_1 - k_3/k_1)(\omega/2H)$ and cyclic, and

$$a(x) = \frac{1}{x^3} \left[2 + (x^2 - 2 - \frac{H}{\omega} x^2) e^{-\frac{H}{2\omega} x^2} \cos x - (2x + \frac{2H}{\omega} x^3) e^{-\frac{H}{2\omega} x^2} \sin x \right] , \quad (3.22)$$

$$b(x) = \frac{1}{x^3} \left[(x^2 - 2 - \frac{H}{\omega} x^2) e^{-\frac{H}{2\omega} x^2} \sin x + (2x + \frac{2H}{\omega} x^3) e^{-\frac{H}{2\omega} x^2} \cos x \right] , \quad (3.23)$$

$$c(x) = \frac{1}{x^2} \left(1 - e^{-\frac{H}{2\omega} x^2} \cos x - x e^{-\frac{H}{2\omega} x^2} \sin x \right) , \quad (3.24)$$

$$d(x) = \frac{1}{x^2} \left(-e^{-\frac{H}{2\omega} x^2} \sin x + x e^{-\frac{H}{2\omega} x^2} \cos x \right) . \quad (3.25)$$

These functions are the leading terms for $\omega/H \gg 1$. Note that (3.22)-(3.25) are all finite at the folded limit $x \rightarrow 0$. The phase φ_- is related to φ_{res} in (2.7) by $\varphi_- = \varphi_{\text{res}} + (\omega/H) \ln 2 + \pi/2$. For S_c , we integrated over the terms with the highest order of $k_i c_s \tau$. The other terms are the subleading contribution which can become important in the very squeezed limit ($k_i/k_j < H/\omega$). It is easy to see that this bispectrum is periodic-scale-invariant, under $k_i \rightarrow k_i \exp(2\pi n H/\omega)$ where n is an integer, due to the symmetry of the Lagrangian.

Since both the shape and running of this bispectrum are important, instead of plotting $S(1, k_2, k_3)$ as usual, we plot the shape and running separately. The shape is the dependence on the momenta ratio $x_2 \equiv k_2/k_1$ and $x_3 \equiv k_3/k_1$ with fixed $K = k_1 + k_2 + k_3$. So we plot

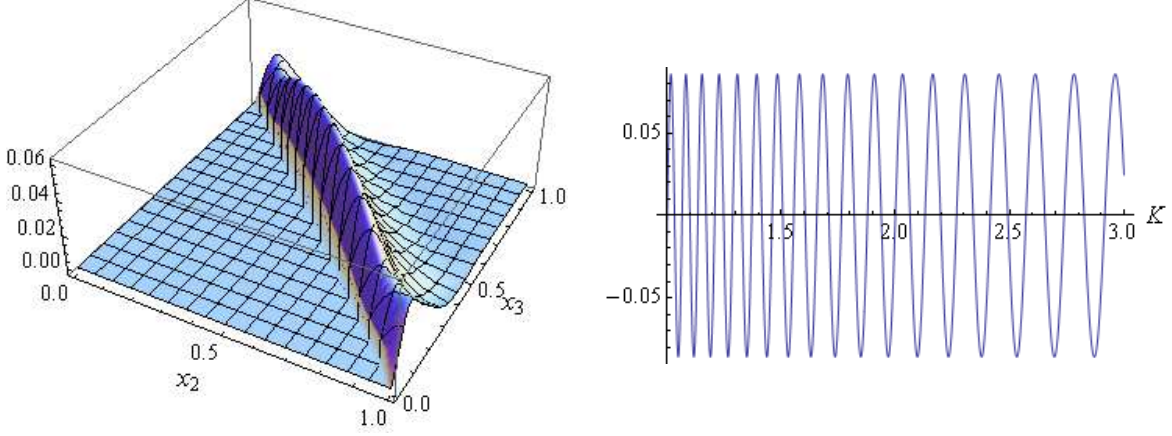


Figure 1: Shape and running of a folded resonant bispectrum S_λ : the 2nd line of (3.20) with $\omega/H = 100$, $\varphi_- = 0$ and $K = 3$ (for the shape).

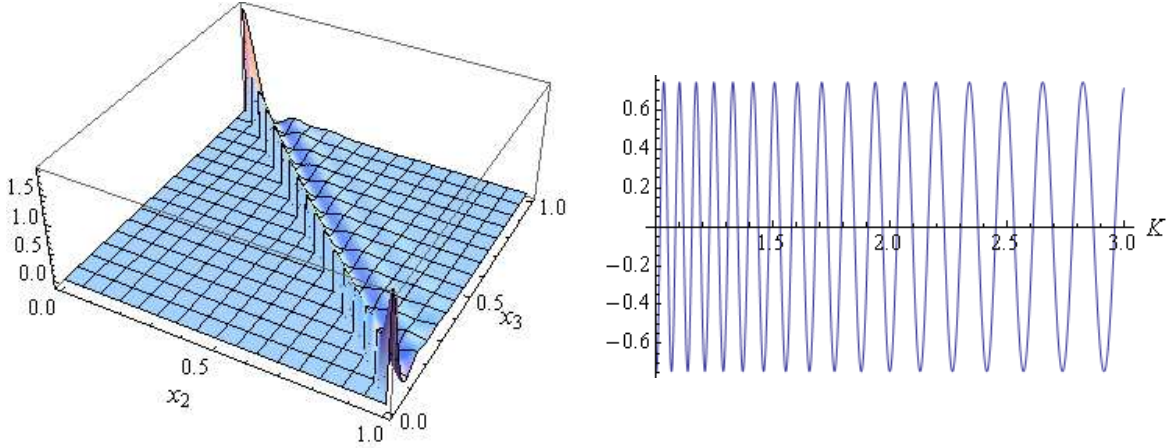


Figure 2: Shape and running of a folded resonant bispectrum S_c : the 2nd line of (3.21) with $\omega/H = 100$, $\varphi_- = \pi$ and $K = 3$ (for the shape).

$S(K/(1+x_2+x_3), Kx_2/(1+x_2+x_3), Kx_3/(1+x_2+x_3))$. The running is the dependence on K with a fixed shape which we choose to be $k_1 = 2k_2 = 2k_3$. So we plot $S(K/2, K/4, K/4)$. The folded shape and the resonant running that we have discussed qualitatively can be clearly seen in Fig. 1 & 2, and are nontrivially combined. This will become clearer after we describe it with a simple ansatz.

4 Simple ansatz

With the upcoming high precision CMB data, either to test the Gaussianity of the primordial density perturbations or to search for possible large non-Gaussianities, it will be effective to perform general search schemes [14–17] followed by targeted optimal analyses [18–21]. Simple analytical ansatz of bispectra are necessary for these purposes. The bispectrum we find here

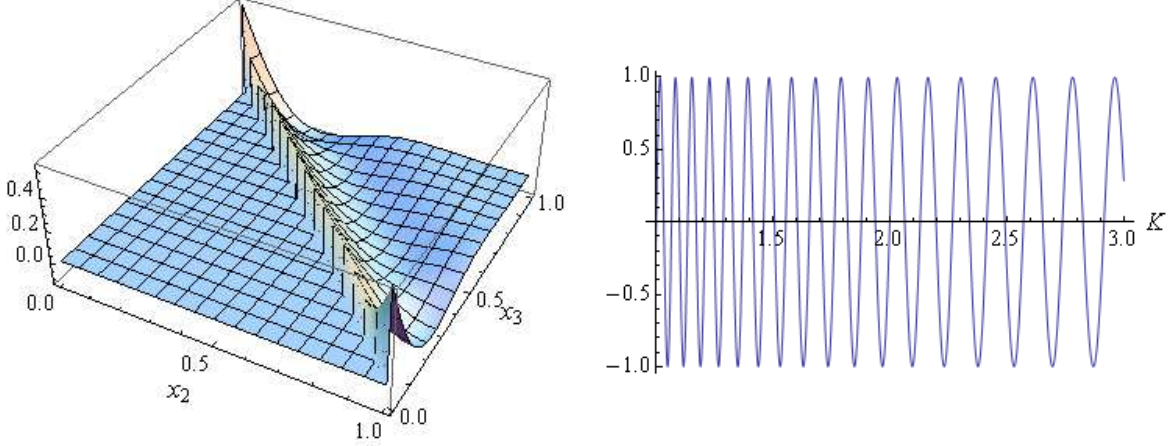


Figure 3: Shape and running of the ansatz (4.26) with $\omega/H = 100$, $\varphi = 0$ and $K = 3$ (for the shape).

is orthogonal to the scale-invariant folded bispectrum ansatz, and it is also approximately orthogonal to the resonant bispectrum ansatz (the first term in (2.7)) due to the leading order non-trivial shape. So a new ansatz is necessary. We find the most important properties of the bispectrum (3.20) and (3.21) are captured in the following simple form,

$$S_{\text{ansatz}} = f_{NL}^{\text{fold-res}} \exp \left[-\frac{C^{3/5}}{2} \left(-1 + \frac{k_2}{k_1} + \frac{k_3}{k_1} \right) \right] \sin \left[\frac{C}{2} \left(-1 + \frac{k_2}{k_1} + \frac{k_3}{k_1} + 2 \ln k_1 \right) + \varphi \right] + 2 \text{ perm.} , \quad (4.26)$$

where $C = \omega/H$ and the size of $f_{NL}^{\text{fold-res}}$ is given by the first lines of (3.20) and (3.21) with proper normalization. An example is shown in Fig. 3. The exponential factor has been chosen to fit the particular decay behavior in (3.22)-(3.25) away from the folded limit, namely, $\sim 1/x$ as $1 < x < \sqrt{\omega/H}$ and $\sim 1/x^3$ (or $1/x^2$) as $x > \sqrt{\omega/H}$, and may be adjusted. Such a bispectrum may be constrained or detected using the method of mode decomposition [14–16] by properly choosing the set of base modes.

5 Size of bispectrum

From (3.18), we know that the correction to the power spectrum is

$$\delta P_\zeta / P_\zeta = 2\sqrt{2\pi} \delta_A (H/\omega)^{3/2} \cos((\omega/H) \ln k + \varphi_-) . \quad (5.27)$$

The periodic oscillation can originate from that in H or c_s , and the time derivatives on these parameters contribute factors of ω/H . So to keep $\delta P_\zeta / P_\zeta$ small, we need to keep $(\Delta\epsilon/\epsilon)(\omega/H)^{1/2}$ and $(\Delta c_s/c_s)(\omega/H)^{1/2}$ small, where $\Delta\epsilon$ and Δc_s denote the oscillation amplitudes.

On the other hand, the amplitudes of the resonant bispectrum and the folded resonant bispectrum are given by

$$f_{NL}^{\text{res}} \sim \frac{\Delta\epsilon}{\epsilon} \frac{1}{c_s^2} \left(\frac{\omega}{H}\right)^{5/2} \quad \text{or} \quad \frac{\Delta c_s}{c_s} \frac{1}{c_s^2} \left(\frac{\omega}{H}\right)^{5/2}, \quad (5.28)$$

$$f_{NL}^{\text{fold-res}} \sim \frac{\Delta\epsilon}{\epsilon} \frac{1}{c_s^2} \left(\frac{\omega}{H}\right)^{7/2 \text{ or } 5/2} \quad \text{or} \quad \frac{\Delta c_s}{c_s} \frac{1}{c_s^2} \left(\frac{\omega}{H}\right)^{7/2 \text{ or } 5/2}. \quad (5.29)$$

Here $1/c_s^2$ stands for either $1/c_s^2 - 1$ or λ/Σ , and $\Delta c_s/c_s$ stands for their relative oscillation amplitudes. Note that $1/c_s^2 - 1$ and λ/Σ do not have to be much larger than one. They can be of order one or somewhat smaller than one, but the f_{NL} 's are still large. As we can see, depending on parameters, the folded resonant bispectrum can be the dominant one in the theory, equally important as or more important than the resonant bispectrum (2.7) and the equilateral bispectrum in [7]. For slow-roll inflation, the terms that we computed for the folded resonant non-Gaussianity are no longer the (only) leading terms. For example, for models with only the canonical kinetic term, a similar calculation with the other terms in the cubic action shows that $f_{NL}^{\text{fold-res}} \sim \epsilon \delta_A (\omega/H)^{1/2} \sim \Delta\epsilon (\omega/H)^{5/2}$. Comparing to the scale-invariant part $f_{NL} \sim \mathcal{O}(\epsilon)$, the folded resonant non-Gaussianity can still have an enhanced amplitude, although in this case the resonant non-Gaussianity will be the most dominant component, $f_{NL}^{\text{res}} \sim (\Delta\epsilon/\epsilon)(\omega/H)^{5/2}$.

In summary, the overall results of this paper, the resonant non-Gaussianity (2.7) and the folded resonant non-Gaussianity (3.20) and (3.21), give the leading order bispectra due to general periodic features in general single field inflation.

Acknowledgments

I am supported by the Stephen Hawking advanced fellowship.

References

- [1] X. Chen, “Primordial Non-Gaussianities from Inflation Models,” arXiv:1002.1416 [astro-ph.CO].
- [2] X. Chen, R. Easther and E. A. Lim, “Generation and Characterization of Large Non-Gaussianities in Single Field Inflation,” JCAP **0804**, 010 (2008) [arXiv:0801.3295 [astro-ph]].
- [3] R. Bean, X. Chen, G. Hailu, S. H. Tye and J. Xu, “Duality Cascade in Brane Inflation,” JCAP **0803**, 026 (2008) [arXiv:0802.0491 [hep-th]].
- [4] R. Flauger, L. McAllister, E. Pajer, A. Westphal and G. Xu, “Oscillations in the CMB from Axion Monodromy Inflation,” JCAP **1006**, 009 (2010) [arXiv:0907.2916 [hep-th]].
- [5] R. Flauger and E. Pajer, “Resonant Non-Gaussianity,” arXiv:1002.0833 [hep-th].
- [6] S. Hannestad, T. Haugballe, P. R. Jarnhus and M. S. Sloth, “Non-Gaussianity from Axion Monodromy Inflation,” JCAP **1006**, 001 (2010) [arXiv:0912.3527 [hep-ph]].
- [7] X. Chen, M. x. Huang, S. Kachru and G. Shiu, “Observational signatures and non-Gaussianities of general single field inflation,” JCAP **0701**, 002 (2007) [arXiv:hep-th/0605045].
- [8] X. Chen, B. Hu, M. x. Huang, G. Shiu and Y. Wang, “Large Primordial Trispectra in General Single Field Inflation,” JCAP **0908**, 008 (2009) [arXiv:0905.3494 [astro-ph.CO]].
- [9] R. Holman and A. J. Tolley, “Enhanced Non-Gaussianity from Excited Initial States,” JCAP **0805**, 001 (2008) [arXiv:0710.1302 [hep-th]].
- [10] W. Xue and B. Chen, “ α -vacuum and inflationary bispectrum,” Phys. Rev. D **79**, 043518 (2009) [arXiv:0806.4109 [hep-th]].
- [11] P. D. Meerburg, J. P. van der Schaar and P. S. Corasaniti, “Signatures of Initial State Modifications on Bispectrum Statistics,” JCAP **0905**, 018 (2009) [arXiv:0901.4044 [hep-th]].
- [12] J. Martin and R. H. Brandenberger, “The trans-Planckian problem of inflationary cosmology,” Phys. Rev. D **63**, 123501 (2001) [arXiv:hep-th/0005209].
- [13] J. Garriga and V. F. Mukhanov, “Perturbations in k-inflation,” Phys. Lett. B **458**, 219 (1999) [arXiv:hep-th/9904176].
- [14] J. R. Fergusson, M. Liguori and E. P. S. Shellard, “General CMB and Primordial Bispectrum Estimation I: Mode Expansion, Map-Making and Measures of f_{NL} ,” Phys. Rev. D **82**, 023502 (2010) [arXiv:0912.5516 [astro-ph.CO]].

- [15] D. M. Regan, E. P. S. Shellard and J. R. Fergusson, “General CMB and Primordial Trispectrum Estimation,” *Phys. Rev. D* **82**, 023520 (2010) [arXiv:1004.2915 [astro-ph.CO]].
- [16] J. R. Fergusson, M. Liguori and E. P. S. Shellard, “The CMB Bispectrum,” arXiv:1006.1642 [astro-ph.CO].
- [17] P. D. Meerburg, “Oscillations in the Primordial Bispectrum I: Mode Expansion,” arXiv:1006.2771 [astro-ph.CO].
- [18] E. Komatsu *et al.*, “Seven-Year Wilkinson Microwave Anisotropy Probe (WMAP) Observations: Cosmological Interpretation,” arXiv:1001.4538 [astro-ph.CO].
- [19] E. Komatsu, D. N. Spergel and B. D. Wandelt, “Measuring primordial non-Gaussianity in the cosmic microwave background,” *Astrophys. J.* **634**, 14 (2005) [arXiv:astro-ph/0305189].
- [20] P. Creminelli, L. Senatore and M. Zaldarriaga, “Estimators for local non-Gaussianities,” *JCAP* **0703**, 019 (2007) [arXiv:astro-ph/0606001].
- [21] K. M. Smith, L. Senatore and M. Zaldarriaga, “Optimal limits on f_{NL}^{local} from WMAP 5-year data,” *JCAP* **0909**, 006 (2009) [arXiv:0901.2572 [astro-ph]].